

Results and Data

2018 Main Residency Match[®]

Requests for permission to use these data as well as questions about the content of this publication or National Resident Matching Program data may be directed to Mei Liang, Director of Research, NRMP, at datarequest@nrmp.org.

Questions about the NRMP should be directed to Mona M. Signer, President and CEO, NRMP, at admin@nrmp.org.

Suggested Citation

National Resident Matching Program, Results and Data: 2018 Main Residency Match[®]. National Resident Matching Program, Washington, DC. 2018.

Copyright © 2018 National Resident Matching Program,
2121 K Street, NW, Suite 1000, Washington, DC 20037 USA.

All rights reserved. Permission to use, copy and/or distribute any documentation and/or related images from this publication shall be expressly obtained from the NRMP.

NATIONAL RESIDENT MATCHING PROGRAM

2121 K Street, NW
Suite 1000
Washington, DC 20037

The NRMP is governed by a 19-member Board of Directors, including:

- Chair, Chair-Elect, Immediate Past Chair, and Secretary/Treasurer
- Two graduate medical education program directors
- Three medical students
- Three resident physicians, one of whom is an international medical graduate
- One public member

Officers

- **Chair:** Susan Guralnick, M.D., Associate Dean of Graduate Medical Education, University of California, Davis
- **Chair Elect:** Steven J. Scheinman, M.D., Dean of the Commonwealth Medical College
- **Secretary/Treasurer:** Kenneth B. Simons, M.D., Sr. Associate Dean for GME and Accreditation, Medical College of Wisconsin
- **Immediate Past Chair:** Maria C. Savoia, M.D., Dean for Medical Education, University of California, San Diego
- **President and Chief Executive Officer:** Mona M. Signer, M.P.H., National Resident Matching Program

Board Members, 2017-2018

- C. Bruce Alexander, M.D., Professor of Pathology Emeritus, University of Alabama at Birmingham
- Zaid I. Almarzooq, M.B.B.Ch., Resident Physician, Weill Cornell Medicine
- Keith B. Armitage, M.D., Vice Chair for Education, Department of Medicine, University Hospital Case Medical Center
- Jennifer Bai, M.D. Candidate, University of Maryland School of Medicine
- Carol D. Berkowitz, M.D., F.A.A.P., F.A.C.E.P., Executive Vice Chair, Department of Pediatrics, Harbor-UCLA Medical Center
- Deborah S. Clements, M.D., Chair, Family and Community Medicine, Northwestern University Feinberg School of Medicine
- Donna D. Elliott, M.D., Ed.D., Senior Associate Dean for Student and Educational Affairs, Keck School of Medicine, University of Southern California
- Jessica G. Fried, M.D., Resident Physician, University of Pennsylvania
- Holly J. Humphrey, M.D., Dean for Medical Education, University of Chicago Pritzker School of Medicine
- Kipp Johnson, M.D./Ph.D. Candidate, Icahn School of Medicine at Mount Sinai
- Marc J. Kahn, M.D., MBA, F.A.C.P., Senior Associate Dean for Admissions and Student Affairs, Tulane University School of Medicine
- Elliott D. Kozin, M.D., Resident Physician, Massachusetts Eye and Ear Infirmary, Harvard University
- Daniel W. Morrissey, O.P., Public Member
- Mallika Sabharwal, M.D. Candidate, University of Louisville
- Edward S. Salsberg, M.P.A., Director of Health Workforce Studies, Health Workforce Institute, George Washington University

Table of Contents

NRMP Board of Directors	i
About the NRMP	v
Figure 1. Applicants and 1st Year Positions in The Match, 1952-2018	v
Definitions.....	vi
Introduction.....	1
Table 1. Match Summary, 2018.....	3
Table 2. Matches by Specialty and Applicant Type, 2018	7
Table 3. Positions Offered in the Matching Program, 2014-2018.....	11
Figure 2. Number of Active Applicants and Percent Matched to PGY-1 Positions, 2014-2018	14
Table 4. Applicants in the Matching Program, 2014-2018.....	15
Figure 3. Positions per All Active and Active U.S. Senior Applicant, 1976-2018.....	16
Table 5. Number of PGY-1 Positions per Active Applicant, 1976-2018	16
Figure 4. PGY-1 Match Rates by Applicant Type, 1982-2018.....	18
Table 6. PGY-1 Match Rates, 1982-2018.....	18
Table 7. Positions Offered and Number Filled by U.S. Seniors and All Applicants, 2014-2018.....	21
Figure 5. Number of Positions Offered and Filled for Selected Specialties, 2018	25
Table 8. Positions Offered and Percent Filled by U.S. Seniors and All Applicants, 2014-2018.....	26
Table 9. All Applicants Matched to PGY-1 Positions by Specialty, 2014-2018.....	28
Table 10. U.S. Seniors Matched to PGY-1 Positions by Specialty, 2014-2018	30
Table 11. Osteopathic Students/Graduates Matched to PGY-1 Positions by Specialty, 2014-2018	31
Table 12. Foreign-Trained Physicians Matched to PGY-1 Positions by Specialty, 2014-2018	32
Table 13. Applicant Choices by Specialty, 2018.....	34
Table 14. Match Results for U.S. Seniors and Independent Applicants Who Ranked Each Specialty as Their Only Choice, 2018	36
Figure 6. Percentages of Unmatched U.S. Seniors and Independent Applicants Who Ranked Each Specialty as Their Only Choice, 2018	37
Table 15. Matches from U.S. Seniors' and Independent Applicants' Rank Order Lists, 1997-2018.....	38
Figure 7. Percent of Matches by Choice and Type of Applicant, 2018	41
Table 16. Number of Couples in the Match and Match Outcome, 1987-2018.....	42
Figure 8. Number of Couples in the Match and Match Outcome, 1987-2018.....	43
Table 17. Average Number of Ranked Applicants Needed to Fill Each Position by Specialty, 2014-2018	44
Table 18. Participating Programs and Positions Filled in SOAP, 2017-2018.....	47
Table 19. SOAP Applicants Accepting Positions by Type, 2017-2018.....	49
Figure 9. Offers Extended in SOAP, 2012-2018	49
NRMP Program Results 2018 Main Residency Match.....	51

About the NRMP

The National Resident Matching Program® (NRMP®) is a private, not-for-profit corporation established in 1952 to optimize the rank-ordered choices of applicants and program directors. The NRMP is not an application processing service; rather, it provides an impartial venue for matching applicants' and programs' preferences for each other using an internationally recognized mathematical algorithm.

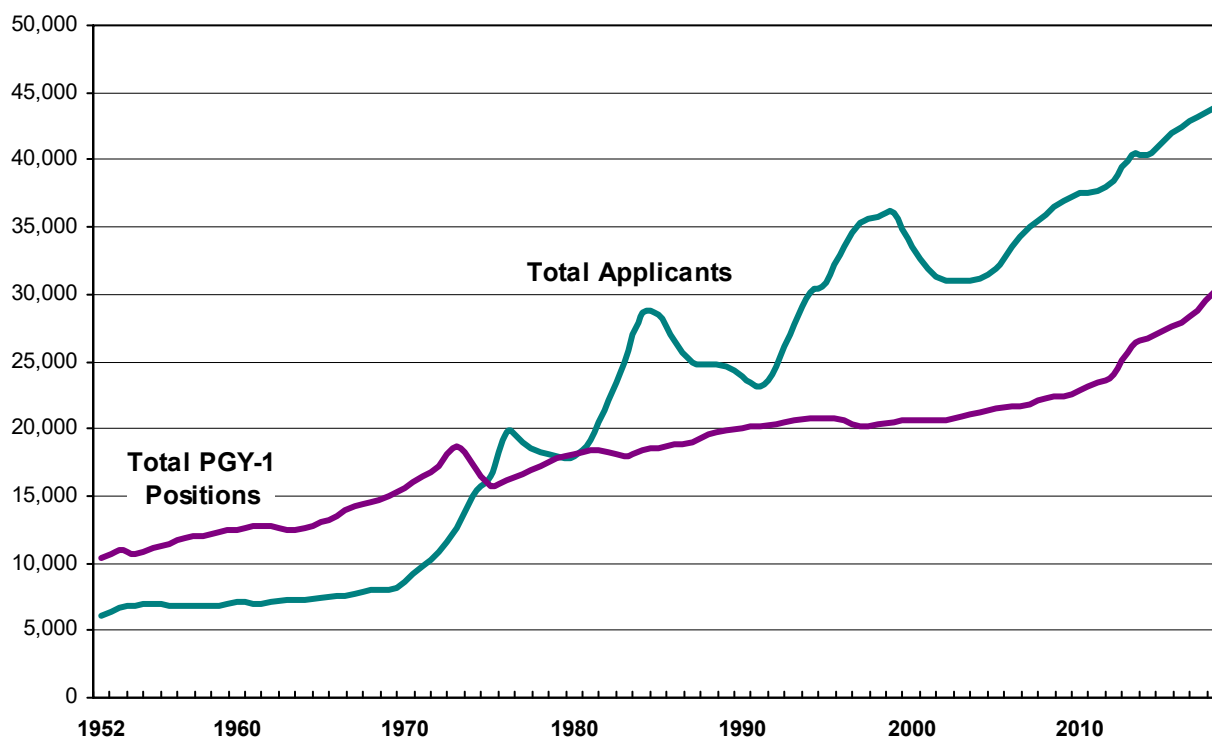
The first Main Residency Match® ("the Match") was conducted in 1952 when 10,400 internship positions were available for 6,000 graduating U.S. medical school seniors. By 1973, there were 19,000 positions for just over 10,000 graduating U.S. seniors. Following the demise of internships in 1975, the number of first-year post-graduate (PGY-1) positions declined to 15,700. The number of PGY-1 positions gradually increased through 1994 and then began to decline slowly until 1998. This year, an all-time high 30,232 PGY-1 positions were offered

(Figure 1), the sixteenth consecutive annual increase. The total number of positions, at 33,167, also was an all-time high.

The trend in the total number of applicants is more dramatic, starting with 6,000 in 1952 and rising to 36,056 in 1999. After a decline of 5,052 applicants from 1999 to 2003, the number has risen each year since the 2004 Match. In 2018, the number of registrants reached an all-time high of 43,909, an increase of 752 over 2017.

For more information about the NRMP, please visit: www.nrmp.org. Additional data and reports for the Main Residency Match and the Specialties Matching Service® (SMS®) are at: www.nrmp.org/main-residency-match-data and www.nrmp.org/fellowship-match-data. Instructions on how to request NRMP data also are provided.

Figure 1 Applicants and 1st Year Positions in the Match, 1952 - 2018



Definitions

ACGME	Accreditation Council for Graduate Medical Education.
Active Applicant	An active applicant is one who submits a certified rank order list of programs.
All In Policy	Beginning with the 2013 Main Residency Match, any program registering for the Match must attempt to fill all positions through the Match or another national matching plan.
Applicant Type	<p>The NRMP classifies applicants for the Main Residency Match into seven types:</p> <ul style="list-style-type: none">• <i>Senior student of U.S. Allopathic Medical School</i> (U.S. Senior): A fourth-year medical student in a U.S. allopathic school of medicine accredited by the Liaison Committee on Medical Education (LCME) with a graduation date after July 1 in the year before the Match. U.S. seniors are sponsored by their medical schools.• <i>Previous Graduate of U.S. Allopathic Medical School</i> (U.S. Grad): A graduate of a U.S. allopathic school of medicine accredited by the LCME with a graduation date before July 1 in the year before the Match. Previous U.S. graduates are not sponsored by the medical school.• <i>Student/Graduate of Canadian Medical School</i> (Canadian): A senior student or graduate of a Canadian school of medicine accredited by the Committee on Accreditation of Canadian Medical Schools (CACMS).• <i>Student/Graduate of Osteopathic Medical School</i> (Osteo): A senior student or graduate of a medical school accredited by the Commission on Osteopathic College Accreditation (COCA).• <i>Graduate of Fifth Pathway Program</i> (5th Pathway): A graduate of a U.S. Fifth Pathway program.• <i>U.S. Citizen Student/Graduate of International Medical School</i> (U.S. IMG): A U.S. citizen who attended an international medical school.• <i>Non-U.S. Citizen Student/Graduate of International Medical School</i> (Non-U.S. IMG): A non-U.S. citizen who attended an international medical school. <p>In this report, applicant types are sometimes combined into a smaller number of groups.</p> <ul style="list-style-type: none">• <i>Foreign-Trained Physicians</i>: U.S. citizen and non-U.S. citizen students and graduates of international medical schools.• <i>Independent Applicants (IA)</i>: All applicant categories excluding U.S. allopathic seniors.• <i>Others</i>: Includes previous U.S. graduates and Canadian, Osteopathic, and Fifth Pathway applicants.
Couple	Any two applicants can register as a couple in the Match. The NRMP allows couples to form pairs of choices on their primary rank order lists, which are considered in rank order when the matching algorithm is processed. The couple will match to the most preferred pair of programs where each partner has been offered a position.
PGY-1 & PGY-2	Post-graduate year one and post-graduate year two.
Program Type	<p>The NRMP classifies programs for the Main Residency Match into five types:</p> <ul style="list-style-type: none">• <i>Advanced (A)</i> programs: Programs that begin in the PGY-2 year after a year of prerequisite training.• <i>Categorical (C)</i> programs: Programs that begin in the PGY-1 year and provide the full training required for specialty board certification.• <i>Primary (M)</i> programs: Categorical programs in primary care medicine and primary care pediatrics that begin in the PGY-1 year and provide the full training required for specialty board certification.• <i>Preliminary (P)</i> programs: One-year programs that begin in the PGY-1 year and provide prerequisite training for advanced programs.• <i>Physician (R)</i> programs: Programs that are reserved for physicians who have had prior graduate medical education. Reserved programs offer PGY-2 positions that begin in the year of the Match and thus are not available to senior medical students.
SOAP	The Supplemental Offer and Acceptance Program® (SOAP®) is a process by which eligible unmatched applicants in the Main Residency Match apply for and are offered positions that did not fill when the matching algorithm was processed.

Introduction

This report summarizes data from the National Resident Matching Program (NRMP) 2018 Main Residency Match, the largest in NRMP history when measured by the number of positions offered (33,167) and filled (31,899). The 30,232 PGY-1 positions offered constituted all-time high and an increase of 1,383 over 2017; more than one-third of the increase was attributable to growth in Family Medicine and Internal Medicine. The numbers of registrants (43,909) and active applicants (37,103) also were all-time highs, with 752 more registrants and 1,134 more active applicants compared with 2017.

Position Fill Rate

A successful Match is measured not just by volume, but also by how well it matches the preferences of applicants and program directors. Based on that criterion, the overall position fill rate of 96.2 percent makes the 2018 Match one of the most successful on record. After the matching algorithm was processed, only 1,268 of the 33,167 positions were unfilled and 1,171 of those positions were placed in the Match Week Supplemental Offer and Acceptance Program (SOAP). At the conclusion of SOAP, all but 213 were filled, for a post-SOAP fill rate of 99.4 percent.

Applicant Trends

This year, 37,103 active applicants vied for the 30,232 first-year and 2,935 second-year (including physician (R)) residency positions. U.S. allopathic medical school senior students comprised 18,818 of the active applicants, 279 more than in 2017. The PGY-1 match rate for U.S. seniors was 94.3 percent, the same as in 2017. Historically, the PGY-1 match rate for U.S. seniors has been 92-95 percent.

The transition to a single accreditation system has resulted in higher participation among students and graduates of U.S. osteopathic medical schools (DOs). An all-time high 4,617 DO candidates submitted rank order lists of programs, and the 81.7 percent PGY-1 match rate remained the same as in 2017, the highest in history.

Fewer U.S. citizen and non-U.S. citizen students and graduates of international medical schools (IMGs) registered for the Match than in 2017. Of the 5,075 U.S. IMGs who submitted rank order lists of programs, 2,900 matched to a PGY-1 position for a match rate of 57.1 percent. Of the 7,067 non-U.S. citizen IMGs who submitted rank order lists of programs, 3,962 matched to a PGY-1 position for a match rate of 56.1 percent. The PGY-1 match rates for U.S. citizen IMGs and non-U.S. citizen IMGs were the highest since 1993.

Other trends of interest include:

- The overall 2018 PGY-1 match rate was 78.3 percent, the highest since 2003 and 1.3 percentage points higher than in 2017.
- The number of registered non-U.S. citizen IMGs was the lowest since 2005, and the number of active non-U.S. citizen IMGs was the lowest since 2012; however, more non-U.S. IMGs matched to a PGY-1 position than any other year in history.
- The percentage of all U.S. seniors who matched to their first-choice programs was 48.5 percent, the second lowest on record; however, almost three-quarters (73.3%) of U.S. seniors matched to one of their top three choices.

- The percentage of independent applicants who matched to their first-choice programs was 31.6 percent, and more than half (51.5%) matched to one of their top three choices.

Couples

Couples have been able to participate in the Match since 1984. The 1,165 couples in the 2018 Match was the most ever. Couples continued to enjoy great success, with a PGY-1 match rate of 95.8 percent, the highest on record.

Other Notable Trends

Match results can be an indicator of physician workforce trends. Highlights in 2018 include:

- A total of 6,569 U.S. seniors matched to categorical positions in Family Medicine, Internal Medicine, and Pediatrics, representing 37.0 percent of all U.S. seniors who matched to PGY-1 positions (17,740), and 48.4 percent of all applicants who matched in those specialties (13,584).
- The ratio of PGY-1 positions per active U.S. senior was 1.6, the highest on record.
- Primary care specialties offered record-high numbers of positions and had high position fill rates:
 - Internal Medicine (categorical) has gained positions every year since 2005 and offered 7,542 positions in 2018, the highest on record. Compared with 2017, the specialty offered 309 more positions and filled 262 more, but 50 fewer positions were filled by U.S. seniors. The position fill rate was 97.6 percent, with a record-low 42.4 percent filled by U.S. seniors.
 - Family Medicine has experienced position increases every year since 2008. In 2018, Family Medicine offered 3,629 positions and filled 3,510 (96.7%), both the highest on record. U.S. seniors filled only 44.9 percent of those positions.
 - Pediatrics (categorical) has gained positions every year since 2013 and offered a record-high 2,768 positions in 2018. The overall fill rate was 97.9 percent, but only 63.1 percent were filled by U.S. seniors, one of the lowest on record.
- Emergency Medicine first participated in the Match in 1983 and has added positions every year except 1999. In 2018, Emergency Medicine offered 2,278 positions, of which 99.4 percent were filled. U.S. seniors filled 70.5 percent of the positions, the lowest in history.
- Radiology-Diagnostic offered 125 categorical positions and 944 advanced positions. All categorical positions (100%) and 99.5 percent of the advanced positions were filled, both among the highest on record.

We hope you find the data contained in the following pages useful as you reflect on the 2018 Match and prepare for future Matches.

Mona M. Signer, President and Chief Executive Officer
National Resident Matching Program
2121 K Street NW, Suite 1000
Washington, DC 20037
admin@nrmp.org

Table 1

Table 1 summarizes the 2018 Main Residency Match and shows the numbers of participating programs, offered positions, and unfilled programs. It also provides ranking and matching data for U.S. seniors and all applicants.

Using Anesthesiology PGY-1 as an example:

- The first three columns (“No. of Programs,” “Positions Offered,” and “Unfilled Programs”) show that 132 programs offered 1,253 Anesthesiology PGY-1 positions and that 9 of those programs were unfilled.
- The numbers of U.S. senior applicants and total applicants are provided in the next two columns under “No. of Applicants.” In 2018, 1,180 U.S. seniors ranked at least one Anesthesiology program, and a total of 2,011 applicants ranked Anesthesiology. Note that the figures do not mean that Anesthesiology is the preferred choice of those applicants.
- The next two columns (under “No. of Matches”) show that 861 of the 1,253 PGY-1 positions offered in Anesthesiology were filled by U.S. seniors and 1,226 were filled by all applicants.
- The percent fill rates (calculated as positions filled divided by positions offered) can be found in the two columns under “% Filled.” Of the 1,253 PGY-1 positions offered in Anesthesiology, 68.7 percent were filled by U.S. seniors and 97.8 percent were filled overall.
- The “Ranked Positions” columns show that collectively U.S. seniors ranked those Anesthesiology programs 11,746 times and the total number of ranks by all applicants was 16,071.

The total number of positions offered in the 2018 Match was 33,167, an all-time high and 1,410 more than in 2017.

Table 1 Match Summary, 2018

Specialty	No. of Programs	Positions Offered	Unfilled Programs	No. of Applicants*		No. of Matches*		% Filled		Ranked Positions	
				U.S. Seniors	Total	U.S. Seniors	Total	U.S. Seniors	Total	U.S. Seniors	Total
PGY- 1 Positions											
Anesthesiology	132	1,253	9	1,180	2,011	861	1,226	68.7	97.8	11,746	16,071
Child Neurology	68	134	5	113	192	101	129	75.4	96.3	1,217	1,513
Dermatology	11	25	1	189	212	22	23	88.0	92.0	277	306
Emergency Medicine	220	2,278	10	1,838	2,901	1,606	2,265	70.5	99.4	21,931	28,675
Emergency Med-Anesthesiology	1	2	0	3	3	2	2	100.0	100.0	3	3
Emergency Med-Family Med	2	4	0	15	27	3	4	75.0	100.0	18	31
Family Medicine	557	3,629	56	1,943	6,421	1,628	3,510	44.9	96.7	20,349	40,851
Family Medicine-ONMM	1	4	0	0	10	0	4	0.0	100.0	0	10
Family Med-Preventive Med	3	3	0	20	37	3	3	100.0	100.0	23	43
Internal Medicine (Categorical)	517	7,542	55	3,737	11,917	3,195	7,363	42.4	97.6	41,861	84,634
Medicine-Anesthesiology	3	6	0	25	32	6	6	100.0	100.0	27	34
Medicine-Dermatology	5	6	1	34	35	5	5	83.3	83.3	58	59
Medicine-Emergency Med	11	26	0	60	94	22	26	84.6	100.0	267	344
Medicine-Family Medicine	1	2	0	7	14	2	2	100.0	100.0	7	14
Medicine-Medical Genetics	3	1	0	2	3	1	1	100.0	100.0	4	6
Medicine-Pediatrics	77	382	5	374	580	306	377	80.1	98.7	3,846	4,614
Medicine-Preliminary (PGY-1 Only)	349	1,883	47	3,426	5,524	1,370	1,762	72.8	93.6	52,881	65,611
Medicine-Preventive Med	3	6	0	29	79	4	6	66.7	100.0	31	84
Medicine-Primary	69	374	1	763	1,951	229	372	61.2	99.5	2,772	4,345
Medicine-Psychiatry	12	24	0	48	88	20	24	83.3	100.0	166	248
Interventional Radiology (Integrated)	19	35	0	217	255	34	35	97.1	100.0	593	652
Neurodevelopmental Disabilities	4	4	0	7	11	3	4	75.0	100.0	15	20
Neurological Surgery	110	225	0	240	325	203	225	90.2	100.0	3,591	3,926
Neurology	104	552	10	501	1,143	280	539	50.7	97.6	3,408	5,907
Obstetrics-Gynecology	255	1,336	4	1,228	1,879	1,051	1,330	78.7	99.6	14,248	17,843
OB/GYN-Preliminary (PGY-1 Only)	17	21	6	159	245	6	11	28.6	52.4	236	373
Orthopedic Surgery	171	742	4	849	1,017	691	738	93.1	99.5	9,644	10,228
Osteo Neuromusculoskeletal Med	1	2	0	0	5	0	2	0.0	100.0	0	5
Otolaryngology	112	315	11	299	333	284	303	90.2	96.2	4,173	4,307
Pathology	163	601	25	237	866	220	568	36.6	94.5	2,428	6,119
Pediatrics (Categorical)	211	2,768	23	1,934	3,647	1,746	2,711	63.1	97.9	22,486	31,930
Pediatrics-Anesthesiology	6	7	0	15	21	6	7	85.7	100.0	43	49
Pediatrics-Emergency Med	4	8	0	27	42	4	8	50.0	100.0	54	83
Pediatrics-Medical Genetics	16	20	1	17	29	14	18	70.0	90.0	125	148
Pediatrics-P M & R	3	3	0	8	13	3	3	100.0	100.0	14	20
Pediatrics-Preliminary	20	19	4	113	154	10	14	52.6	73.7	299	371
Pediatrics-Primary	14	90	2	400	834	36	86	40.0	95.6	582	1,113
Peds/Psych/Child Psych	9	21	1	52	65	17	20	81.0	95.2	170	195
Physical Medicine & Rehab	35	133	0	271	525	76	133	57.1	100.0	1,236	2,061
Plastic Surgery (Integrated)	77	168	1	185	229	156	167	92.9	99.4	2,303	2,480
Preventive Medicine	1	1	0	1	13	0	1	0.0	100.0	1	13
Psychiatry	256	1,556	7	1,236	2,739	982	1,540	63.1	99.0	11,428	17,832
Psychiatry-Family Medicine	7	12	0	42	63	12	12	100.0	100.0	107	143
Psychiatry-Neurology	4	4	1	10	16	3	3	75.0	75.0	14	23
Radiation Oncology	8	16	1	132	136	15	15	93.8	93.8	216	221
Radiology-Diagnostic	34	125	0	632	981	77	125	61.6	100.0	1,414	2,175
Surgery (Categorical)	281	1,319	3	1,351	2,391	1,005	1,314	76.2	99.6	14,926	18,946
Surgery-Preliminary (PGY-1 Only)	325	1,363	151	1,174	2,228	567	888	41.6	65.2	6,292	9,647
Thoracic Surgery	28	36	0	72	107	31	36	86.1	100.0	543	643
Transitional (PGY-1 Only)	131	1,086	19	2,424	3,559	772	1,016	71.1	93.6	19,215	23,429
Vascular Surgery	52	60	2	61	91	50	58	83.3	96.7	949	1,070
Total PGY- 1	4,523	30,232	466	27,700	56,093	17,740	29,040	58.7	96.1	278,237	409,468

Table 1 Match Summary, 2018 (Continued)

Specialty	No. of Programs	Positions Offered	Unfilled Programs	No. of Applicants*		No. of Matches*		% Filled		Ranked Positions	
				U.S. Seniors	Total	U.S. Seniors	Total	U.S. Seniors	Total	U.S. Seniors	Total
PGY- 2 Positions											
Anesthesiology	75	447	4	919	1,601	246	442	55.0	98.9	5,143	7,781
Child Neurology	7	8	1	58	87	3	7	37.5	87.5	82	118
Dermatology	122	426	4	463	651	348	420	81.7	98.6	3,643	4,334
Interventional Radiology (Integrated)	51	98	0	279	352	93	98	94.9	100.0	1,598	1,760
Neurodevelopmental Disabilities	3	4	2	6	11	2	2	50.0	50.0	10	16
Neurology	55	287	2	430	928	190	283	66.2	98.6	2,310	3,486
Nuclear Medicine	2	3	0	0	8	0	3	0.0	100.0	0	11
Physical Medicine & Rehab	61	281	0	278	614	166	281	59.1	100.0	2,320	3,945
Radiation Oncology	85	177	5	194	222	162	172	91.5	97.2	2,102	2,204
Radiology-Diagnostic	171	944	4	1,000	1,603	683	939	72.4	99.5	10,842	14,373
Radiology-Nuclear Med	3	3	0	12	19	1	3	33.3	100.0	13	23
Total PGY- 2	635	2,678	22	3,639	6,096	1,894	2,650	70.7	99.0	28,063	38,051
Physician (R) Positions**											
Anesthesiology	64	140	11	0	246	0	120	0.0	85.7	0	846
Child Neurology	22	26	13	0	14	0	12	0.0	46.2	0	56
Dermatology	17	21	1	0	78	0	20	0.0	95.2	0	143
Interventional Radiology (Integrated)	3	3	0	0	13	0	3	0.0	100.0	0	14
Neurodevelopmental Disabilities	6	7	4	0	6	0	2	0.0	28.6	0	11
Neurology	13	20	2	0	46	0	18	0.0	90.0	0	71
Nuclear Medicine	1	2	1	0	1	0	1	0.0	50.0	0	1
Physical Medicine & Rehab	5	7	0	0	31	0	7	0.0	100.0	0	45
Radiation Oncology	1	1	0	0	3	0	1	0.0	100.0	0	3
Radiology-Diagnostic	24	30	5	0	120	0	25	0.0	83.3	0	184
Total Physician (R)	156	257	37	0	558	0	209	0.0	81.3	0	1,374
GRAND TOTAL	5,314	33,167	525	31,339	62,747	19,634	31,899	59.2	96.2	306,300	448,893

* Applicants can rank multiple specialties. In 2018, 2,244 applicants matched to both PGY-1 and PGY-2 positions; of those applicants, 1,782 were U.S. allopathic seniors.

** Physician (R) positions are PGY-2 positions starting in the year of the Match that are reserved for applicants who have had prior graduate medical education. Physician positions are not available to senior medical students. In previous *Results and Data Books*, the numbers of R positions were small and they were included in the categorical position counts. In 2014, NRMP began listing R positions separately.

Table 2

Table 2 shows the numbers of matches in each specialty by applicant type. There was considerable variation in the number and proportion of each applicant group matching to each specialty. The data are described in more detail in Tables 10-12.

For example, the top five specialties/specialty tracks to which U.S. allopathic medical school seniors (“U.S. Senior”) matched were:

- Internal Medicine (categorical) (3,195)
- Pediatrics (categorical) (1,746)
- Family Medicine (1,628)
- Emergency Medicine (1,606)
- Medicine-Preliminary (PGY-1 Only) (1,370)

For prior graduates of U.S. allopathic medical schools (“U.S. Grad”), the top five specialties/specialty tracks were:

- Anesthesiology (categorical, advanced, and physician positions) (130)
- Family Medicine (121)
- Internal Medicine (categorical) (108)
- Surgery (categorical) (85)
- Emergency Medicine (66)

For students and graduates of osteopathic medical schools (“Osteo”), the top five specialties/specialty tracks were:

- Internal Medicine (categorical) (875)
- Family Medicine (696)
- Emergency Medicine (484)
- Pediatrics (categorical) (403)
- Anesthesiology (categorical, advanced, and physician positions) (297)

For U.S. citizen students and graduates of international medical schools (“U.S. IMG”), the top five specialties/specialty tracks were:

- Internal Medicine (categorical) (1,107)
- Family Medicine (735)
- Pediatrics (categorical) (218)
- Psychiatry (categorical) (129)
- Anesthesiology (categorical, advanced, and physician positions) (125)

For non-U.S. citizen students and graduates of international medical schools (“Non-U.S. IMG”), the top five specialties/specialty tracks were:

- Internal Medicine (categorical) (2,076)
- Family Medicine (330)
- Pediatrics (categorical) (315)
- Neurology (categorical, advanced, and physician positions) (192)
- Pathology (185)

Table 2 Matches by Specialty and Applicant Type, 2018

Specialty	Number of Positions	Number Filled	U.S. Senior	U.S. Grad	Osteo	Canadian	5th Pathway	U.S. IMG	Non-U.S. IMG	Number Unfilled
PGY-1 Positions										
Anesthesiology	1,253	1,226	861	33	206	0	0	45	81	27
Child Neurology	134	129	101	0	11	0	0	2	15	5
Dermatology	25	23	22	0	0	0	0	0	1	2
Emergency Medicine	2,278	2,265	1,606	66	484	0	0	80	29	13
Emergency Med-Anesthesiology	2	2	2	0	0	0	0	0	0	0
Emergency Med-Family Med	4	4	3	0	1	0	0	0	0	0
Family Medicine	3,629	3,510	1,628	121	696	0	0	735	330	119
Family Medicine-ONMM	4	4	0	0	4	0	0	0	0	0
Family Med-Preventive Med	3	3	3	0	0	0	0	0	0	0
Internal Medicine (Categorical)	7,542	7,363	3,195	108	875	2	0	1,107	2,076	179
Medicine-Anesthesiology	6	6	6	0	0	0	0	0	0	0
Medicine-Dermatology	6	5	5	0	0	0	0	0	0	1
Medicine-Emergency Med	26	26	22	0	3	0	0	1	0	0
Medicine-Family Medicine	2	2	2	0	0	0	0	0	0	0
Medicine-Medical Genetics	1	1	1	0	0	0	0	0	0	0
Medicine-Pediatrics	382	377	306	2	47	0	0	15	7	5
Medicine-Preliminary (PGY-1 Only)	1,883	1,762	1,370	16	159	0	0	86	131	121
Medicine-Preventive Med	6	6	4	0	0	0	0	0	2	0
Medicine-Primary	374	372	229	7	31	0	0	33	72	2
Medicine-Psychiatry	24	24	20	0	2	0	0	1	1	0
Interventional Radiology (Integrated)	35	35	34	0	1	0	0	0	0	0
Neurodevelopmental Disabilities	4	4	3	0	1	0	0	0	0	0
Neurological Surgery	225	225	203	9	3	0	0	0	10	0
Neurology	552	539	280	8	61	1	0	45	144	13
Obstetrics-Gynecology	1,336	1,330	1,051	19	156	0	0	60	44	6
OB/GYN-Preliminary (PGY-1 Only)	21	11	6	0	0	0	0	1	4	10
Orthopedic Surgery	742	738	691	29	5	0	0	10	3	4
Osteo Neuromusculoskeletal Med	2	2	0	0	2	0	0	0	0	0
Otolaryngology	315	303	284	6	3	0	0	5	5	12
Pathology	601	568	220	25	66	0	0	72	185	33
Pediatrics (Categorical)	2,768	2,711	1,746	29	403	0	0	218	315	57
Pediatrics-Anesthesiology	7	7	6	0	0	0	0	1	0	0
Pediatrics-Emergency Med	8	8	4	1	2	0	0	1	0	0
Pediatrics-Medical Genetics	20	18	14	0	2	0	0	0	2	2
Pediatrics-P M & R	3	3	3	0	0	0	0	0	0	0
Pediatrics-Preliminary	19	14	10	1	0	0	0	1	2	5
Pediatrics-Primary	90	86	36	1	3	0	0	14	32	4
Peds/Psych/Child Psych	21	20	17	0	3	0	0	0	0	1
Physical Medicine & Rehab	133	133	76	3	42	0	0	9	3	0
Plastic Surgery (Integrated)	168	167	156	5	2	0	0	1	3	1
Preventive Medicine	1	1	0	0	0	0	0	0	1	0
Psychiatry	1,556	1,540	982	43	251	0	0	129	135	16
Psychiatry-Family Medicine	12	12	12	0	0	0	0	0	0	0
Psychiatry-Neurology	4	3	3	0	0	0	0	0	0	1
Radiation Oncology	16	15	15	0	0	0	0	0	0	1
Radiology-Diagnostic	125	125	77	4	24	0	0	8	12	0
Surgery (Categorical)	1,319	1,314	1,005	85	83	1	0	70	70	5
Surgery-Preliminary (PGY-1 Only)	1,363	888	567	21	44	1	0	80	175	475
Thoracic Surgery	36	36	31	1	0	0	0	1	3	0
Transitional (PGY-1 Only)	1,086	1,016	772	16	94	0	0	69	65	70
Vascular Surgery	60	58	50	3	1	0	0	0	4	2
Total PGY-1	30,232	29,040	17,740	662	3,771	5	0	2,900	3,962	1,192

Table 2 Matches by Specialty and Applicant Type, 2018 (Continued)

Specialty	Number of Positions	Number Filled	U.S. Senior	U.S. Grad	Osteo	Canadian	5th Pathway	U.S. IMG	Non-U.S. IMG	Number Unfilled
PGY- 2 Positions										
Anesthesiology	447	442	246	21	75	1	0	64	35	5
Child Neurology	8	7	3	0	1	0	0	1	2	1
Dermatology	426	420	348	39	13	2	0	4	14	6
Interventional Radiology (Integrated)	98	98	93	0	3	0	0	2	0	0
Neurodevelopmental Disabilities	4	2	2	0	0	0	0	0	0	2
Neurology	287	283	190	5	30	0	0	17	41	4
Nuclear Medicine	3	3	0	0	0	0	0	0	3	0
Physical Medicine & Rehab	281	281	166	11	81	0	0	11	12	0
Radiation Oncology	177	172	162	4	3	0	0	0	3	5
Radiology-Diagnostic	944	939	683	41	113	1	0	39	62	5
Radiology-Nuclear Med	3	3	1	1	0	0	0	0	1	0
Total PGY-2	2,678	2,650	1,894	122	319	4	0	138	173	28
Physician (R) Positions*										
Anesthesiology	140	120	0	76	16	0	0	16	12	20
Child Neurology	26	12	0	6	1	0	0	0	5	14
Dermatology	21	20	0	17	3	0	0	0	0	1
Interventional Radiology (Integrated)	3	3	0	2	0	0	0	1	0	0
Neurodevelopmental Disabilities	7	2	0	2	0	0	0	0	0	5
Neurology	20	18	0	1	2	0	0	8	7	2
Nuclear Medicine	2	1	0	1	0	0	0	0	0	1
Physical Medicine & Rehab	7	7	0	3	3	0	0	0	1	0
Radiation Oncology	1	1	0	0	0	0	0	0	1	0
Radiology-Diagnostic	30	25	0	14	5	0	0	1	5	5
Total Physician (R)	257	209	0	122	30	0	0	26	31	48
GRAND TOTAL	33,167	31,899	19,634	906	4,120	9	0	3,064	4,166	1,268

* Physician (R) positions are PGY-2 positions starting in the year of the Match that are reserved for applicants who have had prior graduate medical education. Physician positions are not available to senior medical students. In previous *Results and Data Books*, the numbers of R positions were small and they were included in the categorical position counts. In 2014, NRMP began listing R positions separately.

Tables 3 and 4

Table 3 shows the numbers of positions offered by specialty between 2014 and 2018. The 2018 Match offered 30,232 PGY-1 positions, an increase of 3,554 (13.3%) over 2014. In contrast, the number of PGY-2 (advanced and physician) positions decreased by 58 (1.9%). The combined increase of PGY-1 and PGY-2 positions was 3,496 (11.8%) over 2014.

In the 2013 Main Residency Match, NRMP implemented the "All-In" Policy, and the total number of positions increased by 2,399 (9.0%) over 2012 (data not shown in this report). That increase resulted mainly from growth in Internal Medicine, Pediatrics, and Family Medicine, specialties that historically had offered positions outside the Match. Over the six years the "All In" Policy has been in effect, the total number of positions has grown by 6,395 (23.9%). In 2018, the number of positions in categorical (including primary) Internal Medicine, Family Medicine, and Pediatrics was 14,403, 652 (4.7%) more than in 2017 and 3,533 (32.5%) more than in 2012.

Specialties that have increased or decreased by at least 10 percent and 10 positions in the Match between 2014 and 2018 are highlighted in Table 3 with arrows.

Many applicants in addition to U.S. seniors seek residency positions through the NRMP. Trend data for different applicant groups are shown in Table 4 and Figure 2. The arrows in Table 4 indicate increases in the numbers of active applicants that were greater than the overall increase of 8.3 percent between 2014 and 2018.

In 2018, the number of active applicants was 37,103, 1,134 (3.2%) more than in 2017. Most of that increase can be attributed to the rising participation of DO applicants (1,027) as a result of the transition to a single accreditation system. The number of active DO applicants was 4,617 in 2018, 68.6 percent more than 2014.

The overall 2018 PGY-1 match rate was 78.3 percent, 1.3 percentage point higher than 2017 and the highest since 2003. The PGY-1 match rates for U.S. seniors (94.3%) and students/graduates of osteopathic medical schools (81.7%) were unchanged from 2017. The PGY-1 match rates of U.S. citizen and non-U.S. citizen students/graduates of international medical schools were 57.1 percent and 56.1 percent respectively, both the highest since 1993. The number of active non-U.S. citizen students/graduates of international medical schools declined by 217 from 2017, but 148 more matched to PGY-1 positions.

Table 3

Positions Offered in the Matching Program, 2014 - 2018

Specialty	2018		2017		2016		2015		2014	
	No.	%	No.	%	No.	%	No.	%	No.	%
PGY-1 Positions										
▲ Anesthesiology	1,253	4.1	1,202	4.2	1,127	4.0	1,094	4.0	1,049	3.9
▲ Child Neurology	134	0.4	128	0.4	116	0.4	104	0.4	92	0.3
Dermatology	25	0.1	26	0.1	21	0.1	22	0.1	20	0.1
▲ Emergency Medicine	2,278	7.5	2,047	7.1	1,895	6.8	1,821	6.7	1,786	6.7
Emergency Med-Anesthesiology	2	0.0	0	0.0	0	0.0	0	0.0	0	0.0
Emergency Med-Family Med	4	0.0	4	0.0	4	0.0	4	0.0	4	0.0
▲ Family Medicine	3,629	12.0	3,356	11.6	3,238	11.6	3,195	11.7	3,109	11.7
Family Medicine-ONMM	4	0.0	0	0.0	0	0.0	0	0.0	0	0.0
Family Med-Preventive Med	3	0.0	6	0.0	6	0.0	5	0.0	5	0.0
▲ Internal Medicine (Categorical)	7,542	24.9	7,233	25.1	7,024	25.2	6,770	24.8	6,524	24.5
Medicine-Anesthesiology	6	0.0	6	0.0	5	0.0	6	0.0	7	0.0
Medicine-Dermatology	6	0.0	6	0.0	6	0.0	6	0.0	6	0.0
Medicine-Emergency Med	26	0.1	26	0.1	29	0.1	28	0.1	28	0.1
Medicine-Family Medicine	2	0.0	2	0.0	2	0.0	2	0.0	4	0.0
Medicine-Medical Genetics	1	0.0	2	0.0	1	0.0	4	0.0	3	0.0
Medicine-Neurology	0	0.0	0	0.0	0	0.0	1	0.0	1	0.0
Medicine-Pediatrics	382	1.3	381	1.3	386	1.4	380	1.4	374	1.4
Medicine-Preliminary (PGY-1 Only)	1,883	6.2	1,915	6.6	1,918	6.9	1,928	7.1	1,905	7.1
Medicine-Preventive Med	6	0.0	8	0.0	7	0.0	7	0.0	7	0.0
▲ Medicine-Primary	374	1.2	341	1.2	328	1.2	341	1.2	335	1.3
Medicine-Psychiatry	24	0.1	24	0.1	23	0.1	21	0.1	18	0.1
Interventional Radiology (Integrated)	35	0.1	29	0.1	3	0.0	0	0.0	0	0.0
Neurodevelopmental Disabilities	4	0.0	3	0.0	2	0.0	1	0.0	0	0.0
Neurological Surgery	225	0.7	218	0.8	216	0.8	210	0.8	206	0.8
▲ Neurology	552	1.8	492	1.7	443	1.6	404	1.5	380	1.4
Obstetrics-Gynecology	1,336	4.4	1,288	4.5	1,265	4.5	1,255	4.6	1,242	4.7
OB/GYN-Preliminary (PGY-1 Only)	21	0.1	23	0.1	22	0.1	21	0.1	22	0.1
Orthopedic Surgery	742	2.5	727	2.5	717	2.6	703	2.6	695	2.6
Osteo Neuromusculoskeletal Med	2	0.0	0	0.0	0	0.0	0	0.0	0	0.0
Otolaryngology	315	1.0	305	1.1	304	1.1	299	1.1	295	1.1
Pathology	601	2.0	601	2.1	579	2.1	605	2.2	597	2.2
Pediatrics (Categorical)	2,768	9.2	2,738	9.5	2,689	9.7	2,668	9.8	2,640	9.9
Pediatrics-Anesthesiology	7	0.0	9	0.0	8	0.0	9	0.0	8	0.0
Pediatrics-Emergency Med	8	0.0	10	0.0	7	0.0	9	0.0	9	0.0
▲ Pediatrics-Medical Genetics	20	0.1	15	0.1	14	0.1	15	0.1	10	0.0
Pediatrics-P M & R	3	0.0	2	0.0	4	0.0	1	0.0	3	0.0
▼ Pediatrics-Preliminary	19	0.1	34	0.1	43	0.2	36	0.1	40	0.1
▲ Pediatrics-Primary	90	0.3	83	0.3	79	0.3	74	0.3	75	0.3
Peds/Psych/Child Psych	21	0.1	21	0.1	20	0.1	19	0.1	19	0.1
▲ Physical Medicine & Rehab	133	0.4	119	0.4	112	0.4	107	0.4	96	0.4
▲ Plastic Surgery (Integrated)	168	0.6	159	0.6	152	0.5	148	0.5	130	0.5
Preventive Medicine	1	0.0	1	0.0	1	0.0	0	0.0	0	0.0
▲ Psychiatry	1,556	5.1	1,495	5.2	1,384	5.0	1,353	5.0	1,322	5.0
Psychiatry-Family Medicine	12	0.0	10	0.0	10	0.0	10	0.0	10	0.0
Psychiatry-Neurology	4	0.0	6	0.0	3	0.0	3	0.0	4	0.0
Radiation Oncology	16	0.1	16	0.1	15	0.1	17	0.1	18	0.1
Radiology-Diagnostic	125	0.4	121	0.4	151	0.5	133	0.5	137	0.5
Surgery (Categorical)	1,319	4.4	1,281	4.4	1,241	4.5	1,224	4.5	1,205	4.5
Surgery-Preliminary (PGY-1 Only)	1,363	4.5	1,325	4.6	1,308	4.7	1,296	4.7	1,286	4.8
Thoracic Surgery	36	0.1	37	0.1	38	0.1	35	0.1	33	0.1
▲ Transitional (PGY-1 Only)	1,086	3.6	908	3.1	838	3.0	842	3.1	868	3.3
Vascular Surgery	60	0.2	60	0.2	56	0.2	57	0.2	51	0.2
TOTAL - PGY1	30,232	100	28,849	100	27,860	100	27,293	100	26,678	100

Table 3

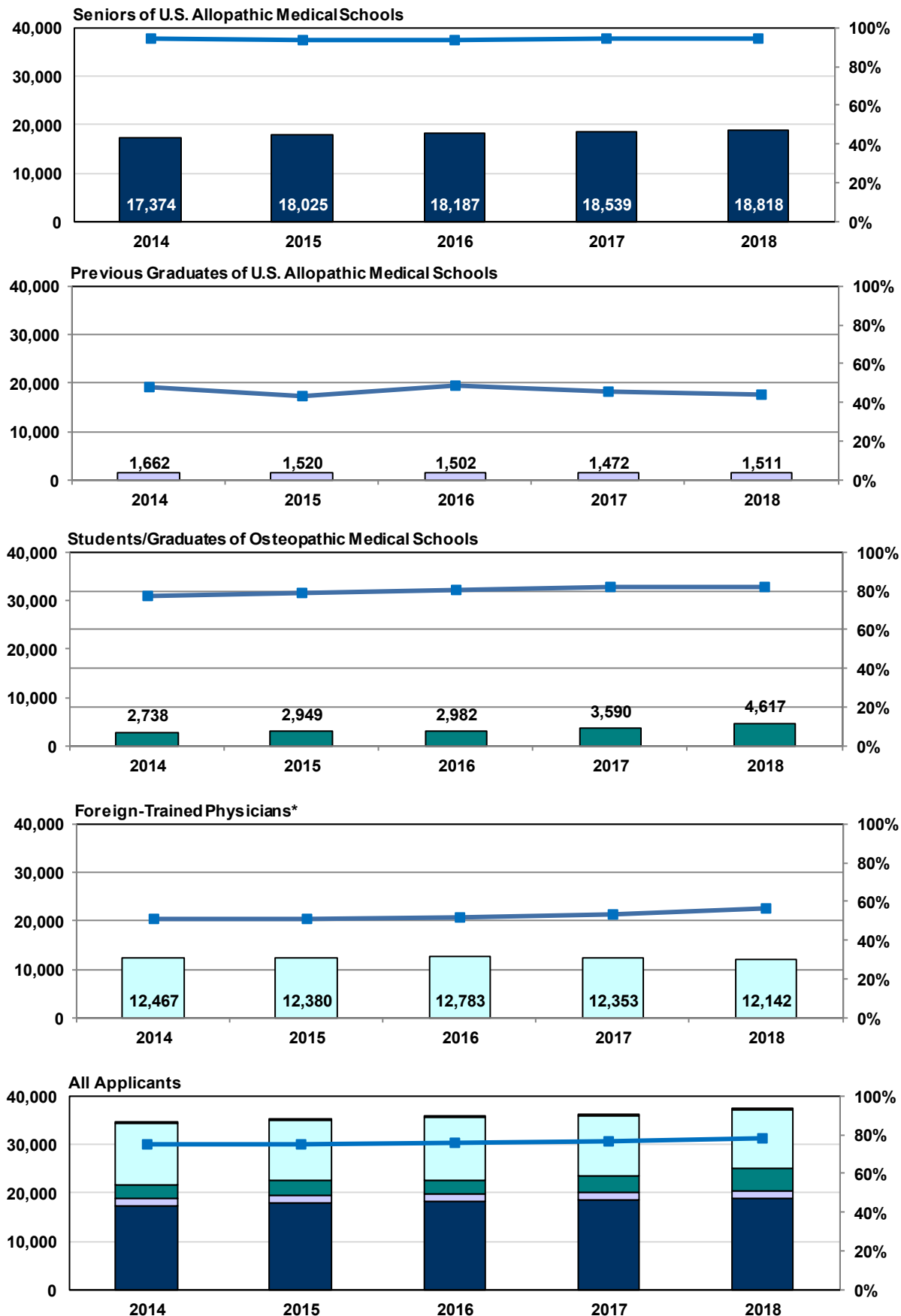
Positions Offered in the Matching Program, 2014 - 2018 (Continued)

Specialty	2018		2017		2016		2015		2014	
	No.	%	No.	%	No.	%	No.	%	No.	%
PGY-2 Positions										
▼ Anesthesiology	447	16.7	441	16.5	481	18.0	506	18.8	515	18.9
▼ Child Neurology	8	0.3	11	0.4	18	0.7	24	0.9	28	1.0
▲ Dermatology	426	15.9	423	15.8	399	15.0	385	14.3	380	14.0
Interventional Radiology (Integrated)	98	3.7	95	3.5	11	0.4	0	0.0	0	0.0
Neurodevelopmental Disabilities	4	0.1	4	0.1	5	0.2	5	0.2	5	0.2
▼ Neurology	287	10.7	294	11.0	304	11.4	313	11.6	320	11.8
Nuclear Medicine	3	0.1	4	0.1	3	0.1	3	0.1	4	0.1
Physical Medicine & Rehab	281	10.5	294	11.0	290	10.9	282	10.5	287	10.6
Plastic Surgery	0	0.0	0	0.0	0	0.0	0	0.0	6	0.2
Preventive Medicine	0	0.0	0	0.0	2	0.1	2	0.1	2	0.1
Psychiatry	0	0.0	0	0.0	1	0.0	1	0.0	2	0.1
Psychiatry-Neurology	0	0.0	0	0.0	0	0.0	1	0.0	0	0.0
Radiation Oncology	177	6.6	177	6.6	168	6.3	176	6.5	161	5.9
Radiology-Diagnostic	944	35.3	932	34.8	982	36.8	999	37.0	1,008	37.1
Radiology-Nuclear Med	3	0.1	2	0.1	3	0.1	1	0.0	1	0.0
TOTAL - PGY2	2,678	100	2,677	100	2,667	100	2,698	100	2,719	100
Physician (R) Positions*										
▲ Anesthesiology	140	54.5	100	43.3	88	39.5	95	43.0	98	35.8
Child Neurology	26	10.1	33	14.3	36	16.1	26	11.8	35	12.8
Dermatology	21	8.2	14	6.1	20	9.0	20	9.0	14	5.1
Interventional Radiology (Integrated)	3	1.2	1	0.4	1	0.4	0	0.0	0	0.0
Neurodevelopmental Disabilities	7	2.7	2	0.9	1	0.4	2	0.9	1	0.4
Neurology	20	7.8	21	9.1	23	10.3	20	9.0	23	8.4
Nuclear Medicine	2	0.8	2	0.9	2	0.9	1	0.5	0	0.0
Physical Medicine & Rehab	7	2.7	13	5.6	12	5.4	16	7.2	8	2.9
Preventive Medicine	0	0.0	0	0.0	0	0.0	0	0.0	1	0.4
Psychiatry	0	0.0	0	0.0	1	0.4	3	1.4	50	18.2
Radiation Oncology	1	0.4	8	3.5	3	1.3	7	3.2	7	2.6
Radiology-Diagnostic	30	11.7	37	16.0	35	15.7	24	10.9	31	11.3
Radiology-Nuclear Med	0	0.0	0	0.0	1	0.4	1	0.5	0	0.0
Surgery	0	0.0	0	0.0	0	0.0	6	2.7	5	1.8
Thoracic Surgery	0	0.0	0	0.0	0	0.0	0	0.0	1	0.4
TOTAL - Physician (R)	257	100	231	100	223	100	221	100	274	100
GRAND TOTAL	33,167	100	31,757	100	30,750	100	30,212	100	29,671	100

▲▼ Denotes increase/decrease in matched applicants of more than 10 percent and 10 positions between 2014 and 2018.

* Physician (R) positions are PGY-2 positions starting in the year of the Match that are reserved for applicants who have had prior graduate medical education. Physician positions are not available to senior medical students. In previous *Results and Data Books*, the numbers of R positions were small and they were included in the categorical position counts. In 2014, NRMP began listing R positions separately.

Figure 2 Number of Active Applicants and Percent Matched to PGY-1 Positions, 2014- 2018



*Foreign-trained physicians includes both U.S. citizen and non-U.S. citizen graduates of international medical schools.

Table 4

Applicants in the Matching Program, 2014 - 2018

Applicant	2018		2017		2016		2015		2014	
	No.	%	No.	%	No.	%	No.	%	No.	%
Seniors of U.S. Allopathic Medical Schools										
▲ Active Applicants*	18,818	100	18,539	100	18,187	100	18,025	100	17,374	100
Matched PGY-1	17,740	94.3	17,480	94.3	17,057	93.8	16,932	93.9	16,399	94.4
Unmatched PGY-1	1,078	5.7	1,059	5.7	1,130	6.2	1,093	6.1	975	5.6
Withdrew	428	2.2	431	2.3	401	2.1	362	2.0	333	1.9
No Rank List	66	0.3	60	0.3	80	0.4	60	0.3	60	0.3
Total	19,312	100	19,030	100	18,668	100	18,447	100	17,767	100
Previous Graduates of U.S. Allopathic Medical Schools										
Active Applicants*	1,511	100	1,472	100	1,502	100	1,520	100	1,662	100
Matched PGY-1	662	43.8	677	46.0	732	48.7	662	43.6	798	48.0
Unmatched PGY-1	849	56.2	795	54.0	770	51.3	858	56.4	864	52.0
Withdrew	85	4.8	82	4.5	89	4.8	66	3.6	88	4.5
No Rank List	192	10.7	265	14.6	258	14.0	244	13.3	211	10.8
Total	1,788	100	1,819	100	1,849	100	1,830	100	1,961	100
Students/Graduates of Osteopathic Medical Schools										
▲ Active Applicants*	4,617	100	3,590	100	2,982	100	2,949	100	2,738	100
Matched PGY-1	3,771	81.7	2,933	81.7	2,396	80.3	2,339	79.3	2,127	77.7
Unmatched PGY-1	846	18.3	657	18.3	586	19.7	610	20.7	611	22.3
Withdrew	1,227	20.3	1,224	24.5	1,108	25.9	913	22.7	892	23.7
No Rank List	210	3.5	186	3.7	188	4.4	159	4.0	138	3.7
Total	6,054	100	5,000	100	4,278	100	4,021	100	3,768	100
Students/Graduates of Canadian Medical Schools										
Active Applicants*	13	100	13	100	15	100	24	100	14	100
Matched PGY-1	5	38.5	7	53.8	13	86.7	17	70.8	6	42.9
Unmatched PGY-1	8	61.5	6	46.2	2	13.3	7	29.2	8	57.1
Withdrew	6	22.2	9	36.0	10	35.7	9	23.1	6	25.0
No Rank List	8	29.6	3	12.0	3	10.7	6	15.4	4	16.7
Total	27	100	25	100	28	100	39	100	24	100
Students/Graduates of Fifth Pathway Programs										
Active Applicants*	2	100	2	100	7	100	7	100	15	100
Matched PGY-1	0	0.0	0	0.0	0	0.0	1	14.3	2	13.3
Unmatched PGY-1	2	100	2	100	7	100	6	86	13	87
Withdrew	1	25.0	0	0.0	0	0.0	2	10.0	3	10.0
No Rank List	1	25.0	5	71.4	6	46.2	11	55.0	12	40.0
Total	4	100	7	100	13	100	20	100	30	100
U.S. Citizen Students/Graduates of International Medical Schools										
Active Applicants*	5,075	100	5,069	100	5,323	100	5,014	100	5,133	100
Matched PGY-1	2,900	57.1	2,777	54.8	2,869	53.9	2,660	53.1	2,722	53.0
Unmatched PGY-1	2,175	42.9	2,292	45.2	2,454	46.1	2,354	46.9	2,411	47.0
Withdrew	569	8.1	594	8.3	650	8.8	691	10.0	637	9.2
No Rank List	1,342	19.2	1,486	20.8	1,391	18.9	1,212	17.5	1,182	17.0
Total	6,986	100	7,149	100	7,364	100	6,917	100	6,952	100
Non-U.S. Citizen Students/Graduates of International Medical Schools										
Active Applicants*	7,067	100	7,284	100	7,460	100	7,366	100	7,334	100
Matched PGY-1	3,962	56.1	3,814	52.4	3,769	50.5	3,641	49.4	3,633	49.5
Unmatched PGY-1	3,105	43.9	3,470	47.6	3,691	49.5	3,725	50.6	3,701	50.5
Withdrew	805	8.3	778	7.7	841	8.3	898	8.9	843	8.5
No Rank List	1,866	19.2	2,065	20.4	1,869	18.4	1,796	17.9	1,715	17.3
Total	9,738	100	10,127	100	10,170	100	10,060	100	9,892	100
All Applicants										
Active Applicants*	37,103	100	35,969	100	35,476	100	34,905	100	34,270	100
Matched PGY-1	29,040	78.3	27,688	77.0	26,836	75.6	26,252	75.2	25,687	75.0
Unmatched PGY-1	8,063	21.7	8,281	23.0	8,640	24.4	8,653	24.8	8,583	25.0
Withdrew	3,121	7.1	3,118	7.2	3,099	7.3	2,941	7.1	2,802	6.9
No Rank List	3,685	8.4	4,070	9.4	3,795	9.0	3,488	8.4	3,322	8.2
Total	43,909	100	43,157	100	42,370	100	41,334	100	40,394	100

▲ Denotes that the percentage increase in active applicants for this group was greater than the overall increase of 8.3% for all active applicants between 2014 and 2018.

* Applicants who submitted a certified rank order list of programs

Note: Match rates are based on all active applicants regardless of their ranking behavior. Therefore, applicants who matched to PGY-1 positions are counted as matched even if they ranked and did not match to a PGY-2 position.

Applicants who ranked only advanced and physician (R) programs are counted as unmatched in this table because they did not match to a PGY-1 position.

Table 5

Table 5 shows the ratios of PGY-1 positions to active applicants from 1976 through 2018. The same data are shown graphically in Figure 3. The red line in Figure 3 represents the point at which there are equal numbers of applicants and positions; above the red line represents more positions than applicants, below the line more applicants than positions. Active applicants are defined as those who certify rank order lists of programs.

- In 2018, the ratio of PGY-1 positions per active U.S. senior was 1.61. Historically, the ratio declined from 2.0 positions per U.S. senior in 1972 (not shown) to a low of 1.25 positions per U.S. senior in 1984 and 1985.
- The ratio of PGY-1 positions to total applicants (rather than only U.S. seniors) roughly followed the trend of U.S. seniors because more than half of all applicants are U.S. seniors. In 2018, the ratio was 0.81 positions per applicant, the highest since 2006, but below the overall average of 0.89 positions per applicant between 1976 and 2018.

Figure 3 Positions per All Active and Active U.S. Senior Applicants, 1976 - 2018

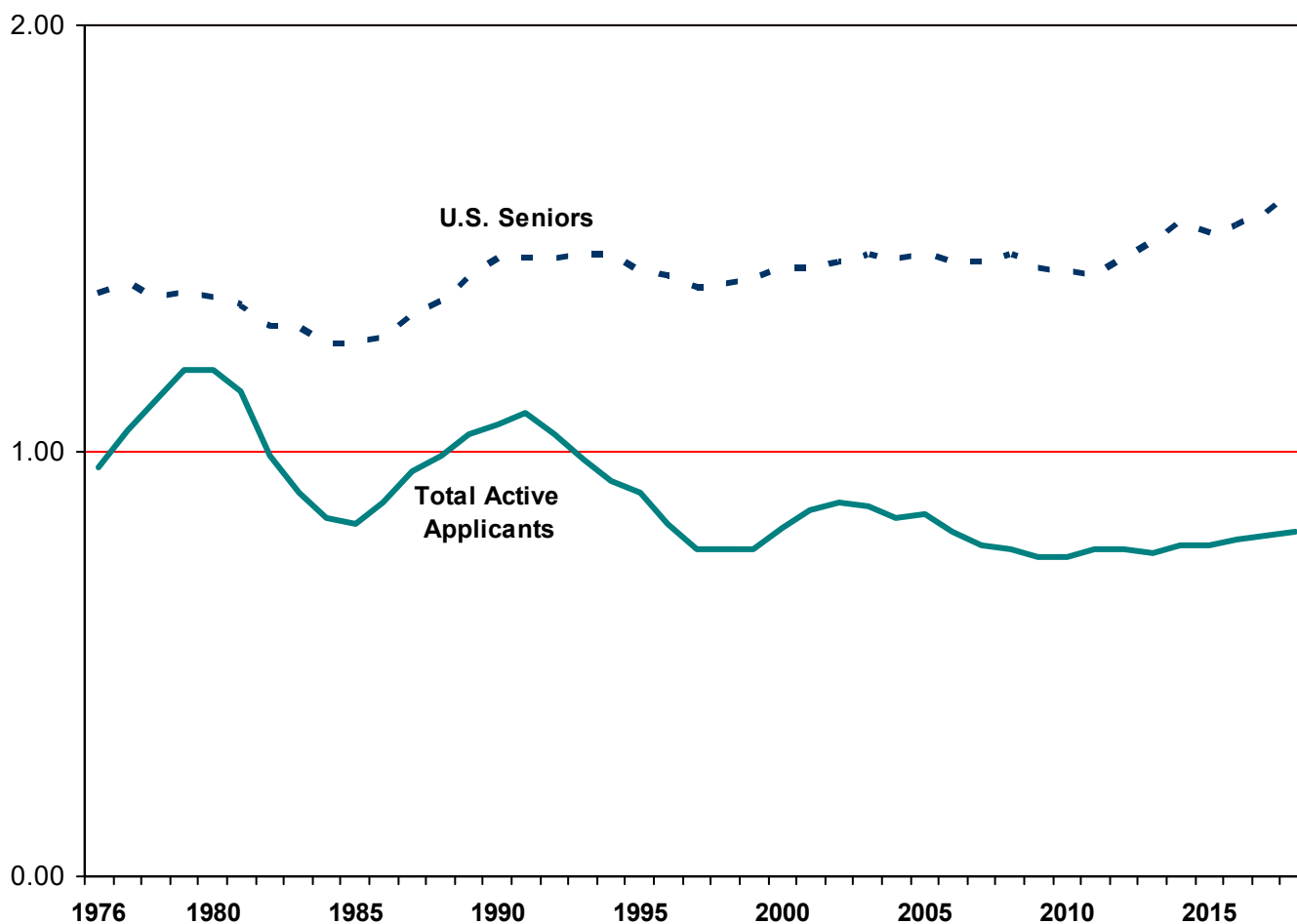


Table 5 Number of PGY-1 Positions per Active Applicant, 1976 - 2018

Year	Number of Positions	Active U.S. Seniors	Positions Per U.S. Senior	Active Total	Positions Per Active Applicant
1976	16,112	11,735	1.37	16,728	0.96
1977	16,574	11,898	1.39	15,854	1.05
1978	17,219	12,666	1.36	15,354	1.12
1979	17,824	13,036	1.37	14,985	1.19
1980	18,055	13,322	1.36	15,129	1.19
1981	18,331	13,705	1.34	16,104	1.14
1982	18,300	14,144	1.29	18,410	0.99
1983	17,952	13,969	1.29	20,044	0.90
1984	18,457	14,741	1.25	22,052	0.84
1985	18,535	14,849	1.25	22,386	0.83
1986	18,770	14,737	1.27	21,357	0.88
1987	19,047	14,466	1.32	20,054	0.95
1988	19,513	14,499	1.35	19,808	0.99
1989	19,955	14,117	1.41	19,207	1.04
1990	20,101	13,908	1.45	19,004	1.06
1991	20,192	13,943	1.45	18,450	1.09
1992	20,394	14,030	1.45	19,519	1.04
1993	20,598	14,094	1.46	20,916	0.98
1994	20,772	14,207	1.46	22,352	0.93
1995	20,751	14,621	1.42	22,936	0.90
1996	20,563	14,539	1.41	24,718	0.83
1997	20,209	14,614	1.38	26,323	0.77
1998	20,299	14,610	1.39	26,360	0.77
1999	20,453	14,607	1.40	26,462	0.77
2000	20,598	14,358	1.43	25,056	0.82
2001	20,642	14,455	1.43	23,981	0.86
2002	20,602	14,336	1.44	23,459	0.88
2003	20,908	14,332	1.46	23,965	0.87
2004	21,192	14,609	1.45	25,246	0.84
2005	21,454	14,719	1.46	25,348	0.85
2006	21,659	15,008	1.44	26,715	0.81
2007	21,845	15,206	1.44	27,944	0.78
2008	22,240	15,242	1.46	28,737	0.77
2009	22,427	15,638	1.43	29,888	0.75
2010	22,809 *	16,070	1.42*	30,543	0.75*
2011	23,418 *	16,559	1.41*	30,589	0.77*
2012	24,006 *	16,527	1.45*	31,355	0.77*
2013	26,138 *	17,487	1.49*	34,355	0.76*
2014	26,678 *	17,374	1.54*	34,270	0.78*
2015	27,293 *	18,025	1.51*	34,905	0.78*
2016	27,860 *	18,187	1.53*	35,476	0.79*
2017	28,849 *	18,539	1.56*	35,969	0.80*
2018	30,232 *	18,818	1.61*	37,103	0.81*

Note: Applicants who withdrew or did not rank programs are excluded.

* Physician (R) positions are excluded. R positions are PGY-2 positions starting in the year of the Match that are reserved for applicants who have had prior graduate medical education. Physician positions are not available to senior medical students. In previous *Results and Data Books*, the numbers of R positions were small and they were included in the categorical position counts.

Table 6

Table 6 displays the match rates to PGY-1 positions for U.S. allopathic seniors, U.S. citizens trained in international medical schools (U.S. IMGs), non-U.S. citizens trained in international medical schools (Non-U.S. IMGs), and other applicants (Canadian medical school students/graduates, osteopathic medical school students/graduates, Fifth Pathway applicants, and U.S. physicians who are prior-year graduates of U.S. allopathic medical schools). The data are shown graphically in Figure 4. Match rate is defined in Table 6 and Figure 4 as the percentage of active applicants who matched to PGY-1 positions.

- 94.3 percent of U.S. allopathic seniors matched to PGY-1 positions in 2018, within the historical 92-95 percent match rate.
- 57.1 percent of U.S. IMGs matched to PGY-1 positions, the highest match rate since 1993.
- 56.1 percent of non-U.S. citizen IMGs matched to PGY-1 positions, also the highest since 1993.

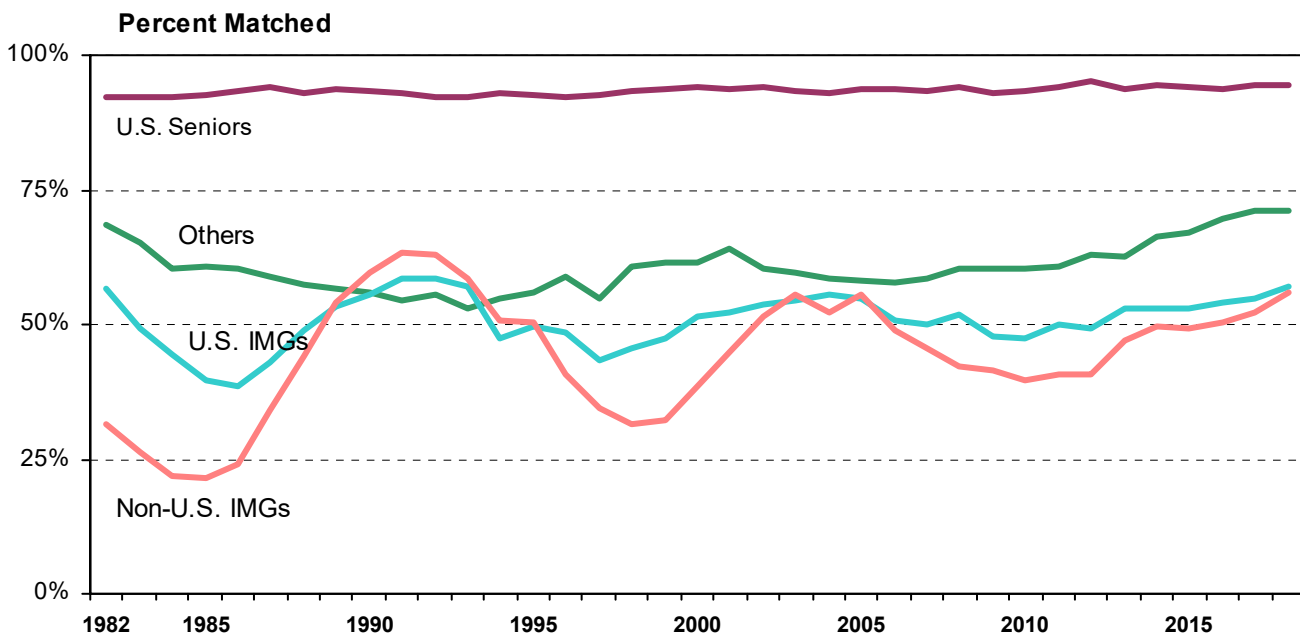
Figure 4 PGY-1 Match Rates by Applicant Type, 1982 - 2018

Table 6 PGY-1 Match Rates, 1982 - 2018

Year	Number of Positions	Total Active Applicants	Percent Matched				
			U.S. Seniors	U.S. IMGs	Non-U.S. IMGs	Others	All Applicants
1982	18,300	18,410	92.1	56.8	31.4	68.6	81.2
1983	17,952	20,044	92.2	49.3	26.2	65.2	75.9
1984	18,457	22,052	92.2	44.4	21.9	60.5	73.1
1985	18,535	22,386	92.6	39.7	21.6	60.7	72.8
1986	18,770	21,357	93.3	38.6	24.0	60.3	75.6
1987	19,047	20,054	94.0	43.0	34.2	58.9	79.8
1988	19,513	19,808	93.1	49.0	44.1	57.3	81.4
1989	19,955	19,207	93.6	53.3	54.2	56.7	83.4
1990	20,101	19,004	93.3	55.6	59.7	56.0	83.7
1991	20,192	18,450	93.1	58.6	63.4	54.5	84.9
1992	20,394	19,519	92.4	58.7	63.0	55.5	83.3
1993	20,598	20,916	92.4	57.2	58.4	53.0	92.1
1994	20,772	22,352	93.0	47.5	50.9	54.7	77.9
1995	20,751	22,936	92.7	49.8	50.5	56.1	77.9
1996	20,563	24,718	92.1	48.5	40.9	59.0	72.8
1997	20,209	26,323	92.7	43.5	34.5	54.8	69.0
1998	20,299	26,360	93.5	45.5	31.4	60.8	69.0
1999	20,453	26,462	93.8	47.5	32.2	61.3	69.5
2000	20,598	25,056	93.9	51.4	38.5	61.3	73.4
2001	20,642	23,981	93.7	52.4	44.8	64.0	76.5
2002	20,602	23,459	94.1	53.8	51.3	60.3	78.6
2003	20,908	23,965	93.2	54.6	55.7	59.5	78.5
2004	21,192	25,246	92.9	55.4	52.4	58.7	76.8
2005	21,454	25,348	93.7	54.7	55.6	58.0	78.0
2006	21,659	26,715	93.7	50.6	48.9	57.6	75.1
2007	21,845	27,944	93.4	50.0	45.5	58.5	73.4
2008	22,240	28,737	94.2	51.9	42.4	60.5	72.9
2009	22,427	29,888	93.1	47.8	41.6	60.5	71.4
2010	22,809*	30,543	93.3	47.3*	39.8*	60.2*	71.2*
2011	23,418*	30,589	94.1	50.0*	40.9*	60.9*	73.2*
2012	24,006*	31,355	95.1	49.1*	40.6*	62.9*	73.1*
2013	26,138*	34,355	93.7	52.8*	47.0*	62.5*	73.5*
2014	26,678*	34,270	94.4	53.0*	49.5*	66.2*	75.0*
2015	27,293*	34,905	93.9	53.1*	49.4*	67.1*	75.2*
2016	27,860*	35,476	93.8	53.9*	50.5*	69.7*	75.6*
2017	28,849*	35,969	94.3	54.8*	52.4*	71.2*	77.0*
2018	30,232*	37,103	94.3	57.1*	56.1*	72.2*	78.3*

* Physician (R) positions are excluded. R positions are PGY-2 positions starting in the year of the Match that are reserved for applicants who have had prior graduate medical education. Physician positions are not available to senior medical students. In previous *Results and Data Books*, the numbers of R positions were small and they were included in the categorical position counts.

Tables 7 and 8

Table 7 displays the numbers of positions offered by specialty, as well as the numbers filled by U.S. seniors and by an aggregate of all applicants (including U.S. seniors) from 2014 through 2018. The data in Table 7 are shown graphically in Figure 5 for specialties that offered at least 100 positions. Table 8 displays the same information in percentages.

- In 2018, 31,899 matches were made to PGY-1 and PGY-2 (advanced and physician) positions, an all-time high and an increase of 1,421 (4.7%) over 2017.
- The position fill rate for all programs was 96.2 percent in 2018, one of the highest on record.
- In 2018, primary care specialties offered record-high numbers of positions and had high position fill rates.
 - Internal Medicine (categorical) has gained positions every year since 2005 and offered 7,542 positions in 2018, the highest on record. The position fill rate was 97.6 percent, but only 42.4 percent were filled by U.S. seniors, the lowest on record.
 - Family Medicine has experienced position increases every year since 2008. In 2018, Family Medicine offered 3,629 positions and filled 3,510 (96.7%), however, only 44.9 percent of all positions were filled by U.S. seniors.
 - Pediatrics (categorical) has gained positions every year since 2013 and offered a record-high 2,768 positions in 2018. The overall fill rate was 97.9 percent, but the 63.1 percent filled by U.S. seniors was one of the lowest percentages on record.
- The number of Psychiatry positions has grown every year since 2008, and the 1,556 positions offered in 2018 was the highest on record.
- Radiology-Diagnostic offered 125 categorical positions and 944 advanced positions. All the categorical positions and 99.5 percent of the advanced positions were filled, both among the highest percentages on record.

Other trends of note are:

- Specialties/specialty tracks with at least 10 positions in the Match and 100 percent fill rates:
 - Medicine-Emergency Medicine
 - Medicine-Psychiatry
 - Interventional Radiology (categorical and advanced)
 - Neurological Surgery
 - Physical Medicine & Rehabilitation (categorical and advanced)
 - Psychiatry-Family Medicine
 - Radiation-Diagnostic (categorical)
 - Thoracic Surgery
- Specialties/specialty tracks with at least 10 positions in the Match and filled at least 90 percent by U.S. seniors:
 - Psychiatry-Family Medicine (categorical): 100 percent
 - Interventional Radiology (Integrated) (categorical): 97.1 percent
 - Interventional Radiology (Integrated) (advanced): 94.9 percent
 - Radiation Oncology (categorical): 93.8 percent
 - Orthopedic Surgery: 93.1 percent
 - Plastic Surgery (Integrated): 92.9 percent
 - Radiation Oncology (advanced): 91.5 percent
 - Neurological Surgery: 90.2 percent
 - Otolaryngology: 90.2 percent
- The top five specialties/specialty tracks with at least 10 positions in the Match and filled with significant numbers of independent applicants (calculated from Table 8, physician (R) positions not included):
 - Pathology (categorical): 57.9 percent
 - Pediatrics-Primary: 55.6 percent
 - Internal Medicine (categorical): 55.3 percent
 - Family Medicine: 51.9 percent

Table 7

Positions Offered and Number Filled by U.S. Seniors and All Applicants, 2014 - 2018

Specialty	2018			2017			2016			2015			2014		
	Offered	Filled #U.S.	#Tot	Offered	Filled #U.S.	#Tot	Offered	Filled #U.S.	#Tot	Offered	Filled #U.S.	#Tot	Offered	Filled #U.S.	#Tot
PGY-1 Positions															
▲ Anesthesiology	1,253	861	1,226	1,202	803	1,146	1,127	774	1,072	1,094	799	1,066	1,049	754	1,024
▲ Child Neurology	134	101	129	128	97	119	116	90	109	104	73	95	92	66	80
Dermatology	25	22	23	26	24	26	21	21	21	22	20	22	20	20	20
▲ Emergency Medicine	2,278	1,606	2,265	2,047	1,601	2,041	1,895	1,486	1,894	1,821	1,438	1,813	1,786	1,388	1,772
Emergency Med-Anesthesiology	2	2	2	0	0	0	0	0	0	0	0	0	0	0	0
Emergency Med-Family Med	4	3	4	4	2	4	4	2	4	4	1	4	4	4	4
▲ Family Medicine	3,629	1,628	3,510	3,356	1,513	3,215	3,238	1,467	3,083	3,195	1,405	3,039	3,109	1,398	2,977
Family Medicine-ONMM	4	0	4	0	0	0	0	0	0	0	0	0	0	0	0
Family Med-Preventive Med	3	3	3	6	5	6	6	1	6	5	5	5	5	3	5
Internal Medicine (Categorical)	7,542	3,195	7,363	7,233	3,245	7,101	7,024	3,291	6,938	6,770	3,317	6,698	6,524	3,167	6,465
Medicine-Anesthesiology	6	6	6	6	4	4	5	5	5	6	4	6	7	5	5
Medicine-Dermatology	6	5	5	6	6	6	6	6	6	6	6	6	6	6	6
Medicine-Emergency Med	26	22	26	26	21	26	29	24	27	28	23	27	28	24	28
Medicine-Family Medicine	2	2	2	2	2	2	2	2	2	2	1	2	4	3	4
Medicine-Medical Genetics	1	1	1	2	1	1	1	0	0	4	2	4	3	0	0
Medicine-Neurology	0	0	0	0	0	0	0	0	0	1	0	0	1	1	1
Medicine-Pediatrics	382	306	377	381	291	356	386	329	384	380	319	379	374	284	362
Medicine-Preliminary (PGY-1 Only)	1,883	1,370	1,762	1,915	1,436	1,843	1,918	1,415	1,818	1,928	1,388	1,805	1,905	1,477	1,825
Medicine-Preventive Med	6	4	6	8	2	6	7	3	6	7	4	7	7	2	7
▲ Medicine-Primary	374	229	372	341	224	341	328	210	325	341	206	339	335	202	333
▲ Medicine-Psychiatry	24	20	24	24	15	24	23	19	23	21	13	21	18	10	16
Interventional Radiology (Integrated)	35	34	35	29	23	27	3	3	3	0	0	0	0	0	0
Neurodevelopmental Disabilities	4	3	4	3	3	3	2	2	2	1	0	1	0	0	0
Neurological Surgery	225	203	225	218	183	218	216	200	214	210	188	208	206	189	206
▲ Neurology	552	280	539	492	249	479	443	236	440	404	222	396	380	192	373
▲ Obstetrics-Gynecology	1,336	1,051	1,330	1,288	1,049	1,288	1,265	981	1,257	1,255	1,002	1,255	1,242	950	1,234
OB/GYN-Preliminary (PGY-1 Only)	21	6	11	23	6	14	22	4	11	21	3	14	22	4	13
Orthopedic Surgery	742	691	738	727	668	726	717	650	717	703	663	703	695	649	693
Osteo Neuromusculoskeletal Med	2	0	2	0	0	0	0	0	0	0	0	0	0	0	0
Otolaryngology	315	284	303	305	279	291	304	272	302	299	283	298	295	279	295
▼ Pathology	601	220	568	601	216	545	579	248	549	605	282	568	597	256	546
Pediatrics (Categorical)	2,768	1,746	2,711	2,738	1,849	2,693	2,689	1,829	2,675	2,668	1,889	2,654	2,640	1,818	2,627
Pediatrics-Anesthesiology	7	6	7	9	7	8	8	6	7	9	9	9	8	7	7
Pediatrics-Emergency Med	8	4	8	10	5	9	7	7	7	9	8	9	9	4	9
Pediatrics-Medical Genetics	20	14	18	15	8	13	14	10	14	15	12	15	10	5	7
Pediatrics-P M & R	3	3	3	2	2	2	4	3	4	1	0	1	3	2	3
▼ Pediatrics-Preliminary	19	10	14	34	23	27	43	26	37	36	21	30	40	24	30
Pediatrics-Primary	90	36	86	83	31	82	79	34	79	74	26	74	75	34	75
Peds/Psych/Child Psych	21	17	20	21	19	21	20	18	20	19	18	19	19	16	18
▲ Physical Medicine & Rehab	133	76	133	119	74	118	112	69	110	107	65	107	96	54	96
▲ Plastic Surgery (Integrated)	168	156	167	159	148	157	152	133	151	148	136	144	130	120	130
Preventive Medicine	1	0	1	1	0	1	1	0	1	0	0	0	0	0	0
▲ Psychiatry	1,556	982	1,540	1,495	923	1,491	1,384	850	1,373	1,353	774	1,339	1,322	685	1,291
Psychiatry-Family Medicine	12	12	12	10	8	10	10	9	10	10	10	10	10	8	10
Psychiatry-Neurology	4	3	3	6	3	3	3	3	3	3	0	2	4	4	4
Radiation Oncology	16	15	15	16	16	16	15	14	15	17	14	15	18	18	18
Radiology-Diagnostic	125	77	125	121	73	120	151	93	141	133	67	120	137	81	121
Surgery (Categorical)	1,319	1,005	1,314	1,281	1,005	1,276	1,241	948	1,239	1,224	979	1,222	1,205	922	1,198
▲ Surgery-Preliminary (PGY-1 Only)	1,363	567	888	1,325	522	817	1,308	511	843	1,296	476	821	1,286	490	837
Thoracic Surgery	36	31	36	37	30	34	38	31	37	35	28	35	33	29	33
Transitional (PGY-1 Only)	1,086	772	1,016	908	718	873	838	673	796	842	685	790	868	709	833
▲ Vascular Surgery	60	50	58	60	48	59	56	49	56	57	48	55	51	36	46
TOTAL - PGY-1	30,232	17,740	29,040	28,849	17,480	27,688	27,860	17,057	26,836	27,293	16,932	26,252	26,678	16,399	25,687

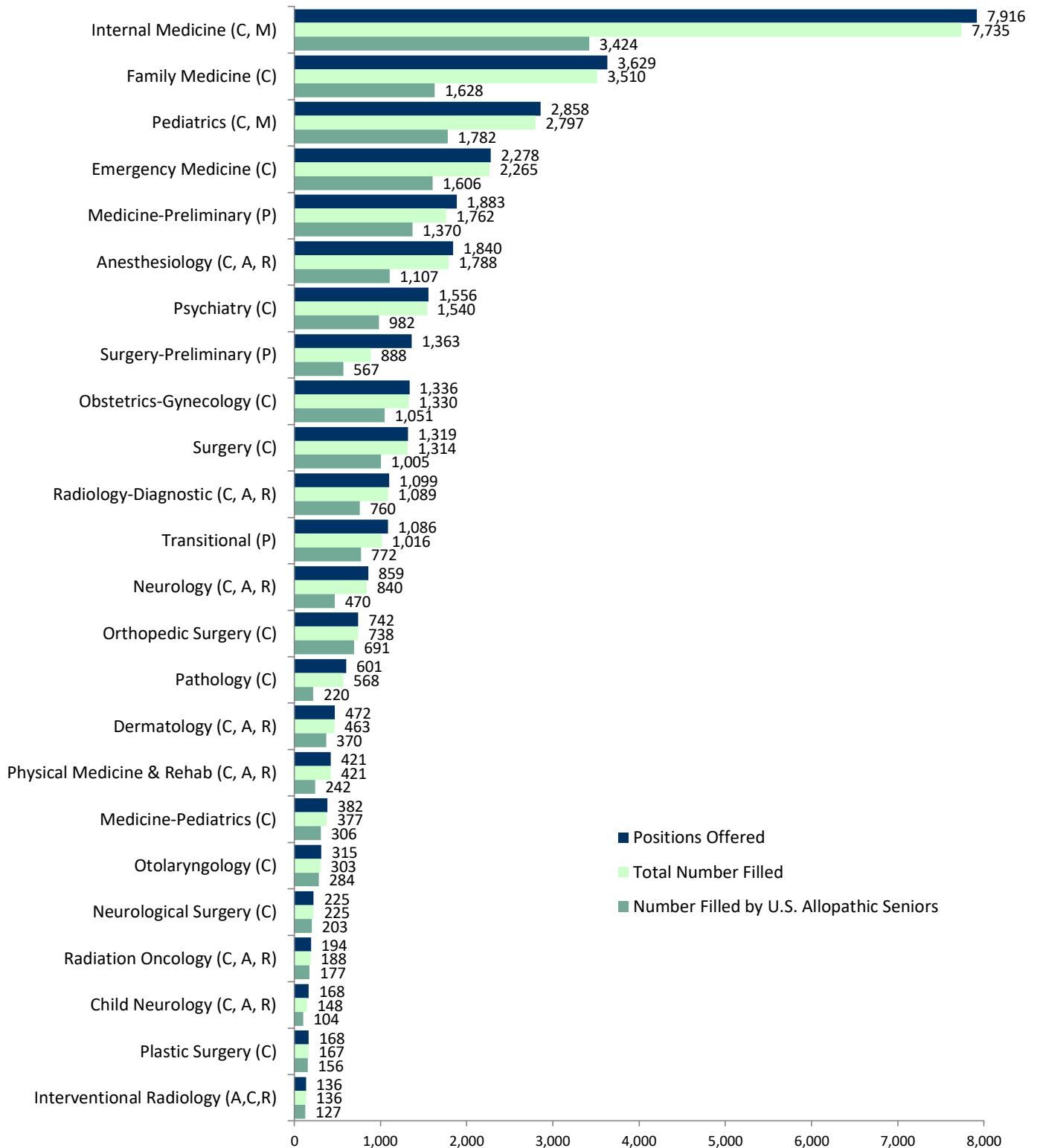
Table 7 Positions Offered and Number Filled by U.S. Seniors and All Applicants, 2014 - 2018 (Continued)

Specialty	2018			2017			2016			2015			2014		
	Offered	Filled #U.S.	#Tot	Offered	Filled #U.S.	#Tot	Offered	Filled #U.S.	#Tot	Offered	Filled #U.S.	#Tot	Offered	Filled #U.S.	#Tot
PGY-2 Positions															
▼ Anesthesiology	447	246	442	441	229	414	481	290	441	506	315	469	515	327	482
Child Neurology	8	3	7	11	5	9	18	8	16	24	7	17	28	11	20
Dermatology	426	348	420	423	346	415	399	341	389	385	336	381	380	334	374
Interventional Radiology (Integrated)	98	93	98	95	82	91	11	11	11	0	0	0	0	0	0
Neurodevelopmental Disabilities	4	2	2	4	3	3	5	0	0	5	1	2	5	3	5
Neurology	287	190	283	294	185	284	304	201	298	313	190	304	320	195	308
Nuclear Medicine	3	0	3	4	0	4	3	0	1	3	0	1	4	0	2
Physical Medicine & Rehab	281	166	281	294	181	294	290	153	283	282	127	279	287	154	287
Plastic Surgery	0	0	0	0	0	0	0	0	0	0	0	0	6	6	6
Preventive Medicine	0	0	0	0	0	0	2	0	2	2	0	2	2	0	0
Psychiatry	0	0	0	0	0	0	1	1	1	1	0	0	2	0	1
Psychiatry-Neurology	0	0	0	0	0	0	0	0	0	1	1	1	0	0	0
Radiation Oncology	177	162	172	177	164	173	168	155	167	176	165	170	161	151	157
Radiology-Diagnostic	944	683	939	932	667	917	982	661	947	999	579	862	1,008	695	950
Radiology-Nuclear Med	3	1	3	2	1	2	3	2	3	1	0	0	1	0	0
TOTAL - PGY-2	2,678	1,894	2,650	2,677	1,863	2,606	2,667	1,823	2,559	2,698	1,721	2,488	2,719	1,876	2,592
Physician (R) Positions*															
Anesthesiology	140	0	120	100	0	86	88	0	77	95	0	74	98	0	86
Child Neurology	26	0	12	33	0	19	36	0	18	26	0	14	35	0	19
Dermatology	21	0	20	14	0	13	20	0	19	20	0	18	14	0	11
Interventional Radiology (Integrated)	3	0	3	1	0	1	1	0	1	0	0	0	0	0	0
Neurodevelopmental Disabilities	7	0	2	2	0	0	1	0	0	2	0	1	1	0	1
Neurology	20	0	18	21	0	16	23	0	17	20	0	14	23	0	16
Nuclear Medicine	2	0	1	2	0	1	2	0	2	1	0	1	0	0	0
Physical Medicine & Rehab	7	0	7	13	0	13	12	0	12	16	0	16	8	0	8
Preventive Medicine	0	0	0	0	0	0	0	0	0	0	0	0	1	0	0
Psychiatry	0	0	0	0	0	0	1	0	1	3	0	1	50	0	41
Radiation Oncology	1	0	1	8	0	4	3	0	3	7	0	3	7	0	3
Radiology-Diagnostic	30	0	25	37	0	31	35	0	26	24	0	23	31	0	24
Radiology-Nuclear Med	0	0	0	0	0	0	1	0	1	1	0	1	0	0	0
Surgery	0	0	0	0	0	0	0	0	0	6	0	0	5	0	1
Thoracic Surgery	0	0	0	0	0	0	0	0	0	0	0	0	1	0	1
TOTAL - Physician (R)	257	0	209	231	0	184	223	0	177	221	0	166	274	0	211
GRAND TOTAL	33,167	19,634	31,899	31,757	19,343	30,478	30,750	18,880	29,572	30,212	18,653	28,906	29,671	18,275	28,490

▼ Denotes increase/decrease in number of positions filled by U.S. allopathic seniors of more than 10 percent and 10 positions between 2014 and 2018.

* Physician (R) positions are PGY-2 positions starting in the year of the Match that are reserved for applicants who have had prior graduate medical education. Physician positions are not available to senior medical students. In previous *Results and Data Books*, the numbers of R positions were small and they were included in the categorical position counts. In 2014, NRMP began listing R positions separately.

Figure 5 Number of Positions Offered and Filled for Selected Specialties,* 2018



* Specialties offering at least 100 positions.

A: Advanced positions
 C: Categorical positions
 M: Primary care categorical positions
 P: Preliminary positions
 R: Physician positions

Table 8

Positions Offered and Percent Filled by U.S. Seniors and All Applicants, 2014 - 2018

Specialty	2018			2017			2016			2015			2014		
	Offered	Filled		Offered	Filled		Offered	Filled		Offered	Filled		Offered	Filled	
		%U.S.	%Tot		%U.S.	%Tot		%U.S.	%Tot		%U.S.	%Tot		%U.S.	%Tot
PGY-1 Positions															
Anesthesiology	1,253	68.7	97.8	1,202	66.8	95.3	1,127	68.7	95.1	1,094	73.0	97.4	1,049	71.9	97.6
Child Neurology	134	75.4	96.3	128	75.8	93.0	116	77.6	94.0	104	70.2	91.3	92	71.7	87.0
Dermatology	25	88.0	92.0	26	92.3	100.0	21	100.0	100.0	22	90.9	100.0	20	100.0	100.0
Emergency Medicine	2,278	70.5	99.4	2,047	78.2	99.7	1,895	78.4	99.9	1,821	79.0	99.6	1,786	77.7	99.2
Emergency Med-Anesthesiology	2	100.0	100.0	0	0.0	0.0	0	0.0	0.0	0	0.0	0.0	0	0.0	0.0
Emergency Med-Family Med	4	75.0	100.0	4	50.0	100.0	4	50.0	100.0	4	25.0	100.0	4	100.0	100.0
Family Medicine	3,629	44.9	96.7	3,356	45.1	95.8	3,238	45.3	95.2	3,195	44.0	95.1	3,109	45.0	95.8
Family Medicine-ONMM	4	0.0	100.0	0	0.0	0.0	0	0.0	0.0	0	0.0	0.0	0	0.0	0.0
Family Med-Preventive Med	3	100.0	100.0	6	83.3	100.0	6	16.7	100.0	5	100.0	100.0	5	60.0	100.0
Internal Medicine (Categorical)	7,542	42.4	97.6	7,233	44.9	98.2	7,024	46.9	98.8	6,770	49.0	98.9	6,524	48.5	99.1
Medicine-Anesthesiology	6	100.0	100.0	6	66.7	66.7	5	100.0	100.0	6	66.7	100.0	7	71.4	71.4
Medicine-Dermatology	6	83.3	83.3	6	100.0	100.0	6	100.0	100.0	6	100.0	100.0	6	100.0	100.0
Medicine-Emergency Med	26	84.6	100.0	26	80.8	100.0	29	82.8	93.1	28	82.1	96.4	28	85.7	100.0
Medicine-Family Medicine	2	100.0	100.0	2	100.0	100.0	2	100.0	100.0	2	50.0	100.0	4	75.0	100.0
Medicine-Medical Genetics	1	100.0	100.0	2	50.0	50.0	1	0.0	0.0	4	50.0	100.0	3	0.0	0.0
Medicine-Neurology	0	0.0	0.0	0	0.0	0.0	0	0.0	0.0	1	0.0	0.0	1	100.0	100.0
Medicine-Pediatrics	382	80.1	98.7	381	76.4	93.4	386	85.2	99.5	380	83.9	99.7	374	75.9	96.8
Medicine-Preliminary (PGY-1 Only)	1,883	72.8	93.6	1,915	75.0	96.2	1,918	73.8	94.8	1,928	72.0	93.6	1,905	77.5	95.8
Medicine-Preventive Med	6	66.7	100.0	8	25.0	75.0	7	42.9	85.7	7	57.1	100.0	7	28.6	100.0
Medicine-Primary	374	61.2	99.5	341	65.7	100.0	328	64.0	99.1	341	60.4	99.4	335	60.3	99.4
Medicine-Psychiatry	24	83.3	100.0	24	62.5	100.0	23	82.6	100.0	21	61.9	100.0	18	55.6	88.9
Interventional Radiology (Integrated)	35	97.1	100.0	29	79.3	93.1	3	100.0	100.0	0	0.0	0.0	0	0.0	0.0
Neurodevelopmental Disabilities	4	75.0	100.0	3	100.0	100.0	2	100.0	100.0	1	0.0	100.0	0	0.0	0.0
Neurological Surgery	225	90.2	100.0	218	83.9	100.0	216	92.6	99.1	210	89.5	99.0	206	91.7	100.0
Neurology	552	50.7	97.6	492	50.6	97.4	443	53.3	99.3	404	55.0	98.0	380	50.5	98.2
Obstetrics-Gynecology	1,336	78.7	99.6	1,288	81.4	100.0	1,265	77.5	99.4	1,255	79.8	100.0	1,242	76.5	99.4
OB/GYN-Preliminary (PGY-1 Only)	21	28.6	52.4	23	26.1	60.9	22	18.2	50.0	21	14.3	66.7	22	18.2	59.1
Orthopedic Surgery	742	93.1	99.5	727	91.9	99.9	717	90.7	100.0	703	94.3	100.0	695	93.4	99.7
Osteo Neuromusculoskeletal Med	2	0.0	100.0	0	0.0	0.0	0	0.0	0.0	0	0.0	0.0	0	0.0	0.0
Otolaryngology	315	90.2	96.2	305	91.5	95.4	304	89.5	99.3	299	94.6	99.7	295	94.6	100.0
Pathology	601	36.6	94.5	601	35.9	90.7	579	42.8	94.8	605	46.6	93.9	597	42.9	91.5
Pediatrics (Categorical)	2,768	63.1	97.9	2,738	67.5	98.4	2,689	68.0	99.5	2,668	70.8	99.5	2,640	68.9	99.5
Pediatrics-Anesthesiology	7	85.7	100.0	9	77.8	88.9	8	75.0	87.5	9	100.0	100.0	8	87.5	87.5
Pediatrics-Emergency Med	8	50.0	100.0	10	50.0	90.0	7	100.0	100.0	9	88.9	100.0	9	44.4	100.0
Pediatrics-Medical Genetics	20	70.0	90.0	15	53.3	86.7	14	71.4	100.0	15	80.0	100.0	10	50.0	70.0
Pediatrics-P M & R	3	100.0	100.0	2	100.0	100.0	4	75.0	100.0	1	0.0	100.0	3	66.7	100.0
Pediatrics-Preliminary	19	52.6	73.7	34	67.6	79.4	43	60.5	86.0	36	58.3	83.3	40	60.0	75.0
Pediatrics-Primary	90	40.0	95.6	83	37.3	98.8	79	43.0	100.0	74	35.1	100.0	75	45.3	100.0
Peds/Psych/Child Psych	21	81.0	95.2	21	90.5	100.0	20	90.0	100.0	19	94.7	100.0	19	84.2	94.7
Physical Medicine & Rehab	133	57.1	100.0	119	62.2	99.2	112	61.6	98.2	107	60.7	100.0	96	56.3	100.0
Plastic Surgery (Integrated)	168	92.9	99.4	159	93.1	98.7	152	87.5	99.3	148	91.9	97.3	130	92.3	100.0
Preventive Medicine	1	0.0	100.0	1	0.0	100.0	1	0.0	100.0	0	0.0	0.0	0	0.0	0.0
Psychiatry	1,556	63.1	99.0	1,495	61.7	99.7	1,384	61.4	99.2	1,353	57.2	99.0	1,322	51.8	97.7
Psychiatry-Family Medicine	12	100.0	100.0	10	80.0	100.0	10	90.0	100.0	10	100.0	100.0	10	80.0	100.0
Psychiatry-Neurology	4	75.0	75.0	6	50.0	50.0	3	100.0	100.0	3	0.0	66.7	4	100.0	100.0
Radiation Oncology	16	93.8	93.8	16	100.0	100.0	15	93.3	100.0	17	82.4	88.2	18	100.0	100.0
Radiology-Diagnostic	125	61.6	100.0	121	60.3	99.2	151	61.6	93.4	133	50.4	90.2	137	59.1	88.3
Surgery (Categorical)	1,319	76.2	99.6	1,281	78.5	99.6	1,241	76.4	99.8	1,224	80.0	99.8	1,205	76.5	99.4
Surgery-Preliminary (PGY-1 Only)	1,363	41.6	65.2	1,325	39.4	61.7	1,308	39.1	64.4	1,296	36.7	63.3	1,286	38.1	65.1
Thoracic Surgery	36	86.1	100.0	37	81.1	91.9	38	81.6	97.4	35	80.0	100.0	33	87.9	100.0
Transitional (PGY-1 Only)	1,086	71.1	93.6	908	79.1	96.1	838	80.3	95.0	842	81.4	93.8	868	81.7	96.0
Vascular Surgery	60	83.3	96.7	60	80.0	98.3	56	87.5	100.0	57	84.2	96.5	51	70.6	90.2
TOTAL - PGY-1	30,232	58.7	96.1	28,849	60.6	96.0	27,860	61.2	96.3	27,293	62.0	96.2	26,678	61.5	96.3

Table 8

Positions Offered and Percent Filled by U.S. Seniors and All Applicants, 2014 - 2018 (Continued)

Specialty	2018			2017			2016			2015			2014		
	Filled			Filled			Filled			Filled			Filled		
	Offered	%U.S.	%Tot	Offered	%U.S.	%Tot	Offered	%U.S.	%Tot	Offered	%U.S.	%Tot	Offered	%U.S.	%Tot
PGY-2 Positions															
Anesthesiology	447	55.0	98.9	441	51.9	93.9	481	60.3	91.7	506	62.3	92.7	515	63.5	93.6
Child Neurology	8	37.5	87.5	11	45.5	81.8	18	44.4	88.9	24	29.2	70.8	28	39.3	71.4
Dermatology	426	81.7	98.6	423	81.8	98.1	399	85.5	97.5	385	87.3	99.0	380	87.9	98.4
Interventional Radiology (Integrated)	98	94.9	100.0	95	86.3	95.8	11	100.0	100.0	0	0.0	0.0	0	0.0	0.0
Neurodevelopmental Disabilities	4	50.0	50.0	4	75.0	75.0	5	0.0	0.0	5	20.0	40.0	5	60.0	100.0
Neurology	287	66.2	98.6	294	62.9	96.6	304	66.1	98.0	313	60.7	97.1	320	60.9	96.3
Nuclear Medicine	3	0.0	100.0	4	0.0	100.0	3	0.0	33.3	3	0.0	33.3	4	0.0	50.0
Physical Medicine & Rehab	281	59.1	100.0	294	61.6	100.0	290	52.8	97.6	282	45.0	98.9	287	53.7	100.0
Plastic Surgery	0	0.0	0.0	0	0.0	0.0	0	0.0	0.0	0	0.0	0.0	6	100.0	100.0
Preventive Medicine	0	0.0	0.0	0	0.0	0.0	2	0.0	100.0	2	0.0	100.0	2	0.0	0.0
Psychiatry	0	0.0	0.0	0	0.0	0.0	1	100.0	100.0	1	0.0	0.0	2	0.0	50.0
Psychiatry-Neurology	0	0.0	0.0	0	0.0	0.0	0	0.0	0.0	1	100.0	100.0	0	0.0	0.0
Radiation Oncology	177	91.5	97.2	177	92.7	97.7	168	92.3	99.4	176	93.8	96.6	161	93.8	97.5
Radiology-Diagnostic	944	72.4	99.5	932	71.6	98.4	982	67.3	96.4	999	58.0	86.3	1,008	68.9	94.2
Radiology-Nuclear Med	3	33.3	100.0	2	50.0	100.0	3	66.7	100.0	1	0.0	0.0	1	0.0	0.0
TOTAL - PGY-2	2,678	70.7	99.0	2,677	69.6	97.3	2,667	68.4	96.0	2,698	63.8	92.2	2,719	69.0	95.3
Physician (R) Positions*															
Anesthesiology	140	0.0	85.7	100	0.0	86.0	88	0.0	87.5	95	0.0	77.9	98	0.0	87.8
Child Neurology	26	0.0	46.2	33	0.0	57.6	36	0.0	50.0	26	0.0	53.8	35	0.0	54.3
Dermatology	21	0.0	95.2	14	0.0	92.9	20	0.0	95.0	20	0.0	90.0	14	0.0	78.6
Interventional Radiology (Integrated)	3	0.0	100.0	1	0.0	100.0	1	0.0	100.0	0	0.0	0.0	0	0.0	0.0
Neurodevelopmental Disabilities	7	0.0	28.6	2	0.0	0.0	1	0.0	0.0	2	0.0	50.0	1	0.0	100.0
Neurology	20	0.0	90.0	21	0.0	76.2	23	0.0	73.9	20	0.0	70.0	23	0.0	69.6
Nuclear Medicine	2	0.0	50.0	2	0.0	50.0	2	0.0	100.0	1	0.0	100.0	0	0.0	0.0
Physical Medicine & Rehab	7	0.0	100.0	13	0.0	100.0	12	0.0	100.0	16	0.0	100.0	8	0.0	100.0
Preventive Medicine	0	0.0	0.0	0	0.0	0.0	0	0.0	0.0	0	0.0	0.0	1	0.0	0.0
Psychiatry	0	0.0	0.0	0	0.0	0.0	1	0.0	100.0	3	0.0	33.3	50	0.0	82.0
Radiation Oncology	1	0.0	100.0	8	0.0	50.0	3	0.0	100.0	7	0.0	42.9	7	0.0	42.9
Radiology-Diagnostic	30	0.0	83.3	37	0.0	83.8	35	0.0	74.3	24	0.0	95.8	31	0.0	77.4
Radiology-Nuclear Med	0	0.0	0.0	0	0.0	0.0	1	0.0	100.0	1	0.0	100.0	0	0.0	0.0
Surgery	0	0.0	0.0	0	0.0	0.0	0	0.0	0.0	6	0.0	0.0	5	0.0	20.0
Thoracic Surgery	0	0.0	0.0	0	0.0	0.0	0	0.0	0.0	0	0.0	0.0	1	0.0	100.0
TOTAL - Physician (R)	257	0.0	81.3	231	0.0	79.7	223	0.0	79.4	221	0.0	75.1	274	0.0	77.0
GRAND TOTAL	33,167	59.2	96.2	31,757	60.9	96.0	30,750	61.4	96.2	30,212	61.7	95.7	29,671	61.6	96.0

* Physician (R) positions are PGY-2 positions starting in the year of the Match that are reserved for applicants who have had prior graduate medical education. Physician positions are not available to senior medical students. In previous *Results and Data Books*, the numbers of R positions were small and they were included in the categorical position counts. In 2014, NRMP began listing R positions separately.

Tables 9-12

Tables 9 through 12 display the numbers of PGY-1 matches in each specialty and their proportions among all specialties for four different applicant groups: all applicants (Table 9), U.S. seniors (Table 10), osteopathic students and graduates (Table 11), and foreign-trained physicians (Table 12). Foreign-trained physicians are U.S. citizen and non-U.S. citizen students and graduates of international medical schools, excluding Canadian and Fifth Pathway applicants. Specialties that placed at least 10 positions in the Match and showed an increase or decrease in the numbers of matched applicants of greater than 10 percent between 2014 and 2018 are highlighted with arrows.

Between 2014 and 2018, the proportions of matched applicants among all PGY-1 specialties stayed relatively stable for all applicant groups:

The proportions of U.S. seniors matching in Family Medicine (9.2%), Psychiatry (5.5%), and Neurology (1.6%) have increased consistently over the past five years (Table 10). In contrast, categorical Internal Medicine (18.0%), categorical Pediatrics (9.8%) and Pathology (1.2%) experienced declines.

As a result of the transition to a single accreditation system, the number of osteopathic students/graduates in the Match has grown significantly; in addition, every year more osteopathic applicants matched in most specialties, shown in Table 11. Larger proportions of osteopathic students/graduates have matched in Emergency Medicine every year over the past five years (8.3% in 2014 to 12.8% in 2018). In 2018, Emergency Medicine surpassed Pediatrics and became the third largest specialty in the number of matched osteopathic applicants, behind Internal Medicine and Family Medicine. Although more applicants have matched in categorical Pediatrics every year between 2014 and 2018, the proportions of matched osteopathic students/graduates declined (13.6% in 2014 to 10.7% in 2018).

Historically, positions obtained by foreign-trained physicians (IMGs) have been concentrated in a few specialties. In 2018, 69.7 percent of matched IMGs obtained categorical positions in Internal Medicine, Family Medicine, and Pediatrics (Table 12). Between 2014 and 2018, a larger proportion of IMGs matched every year in categorical Internal Medicine (42.7% in 2014 to 46.4% in 2018); in contrast, a smaller proportion of IMGs matched in Psychiatry (6.1% in 2014 to 3.8% in 2018). Notably, the number of IMGs (134) matched to Transitional Year programs in 2018 was double the number (67) matched in 2017 and accounted for 2.0 percent of all matched IMGs compared with 1.0 to 1.2 percent in other years.

Table 9

All Applicants Matched to PGY-1 Positions by Specialty,* 2014 - 2018

Specialty	2018		2017		2016		2015		2014	
	No.	%	No.	%	No.	%	No.	%	No.	%
▲ Anesthesiology	1,226	4.2	1,146	4.1	1,072	4.0	1,066	4.1	1,024	4.0
▲ Child Neurology	129	0.4	119	0.4	109	0.4	95	0.4	80	0.3
Dermatology	23	0.1	26	0.1	21	0.1	22	0.1	20	0.1
▲ Emergency Medicine	2,265	7.8	2,041	7.4	1,894	7.1	1,813	6.9	1,772	6.9
Emergency Med-Anesthesiology	2	0.0	0	0.0	0	0.0	0	0.0	0	0.0
Emergency Med-Family Med	4	0.0	4	0.0	4	0.0	4	0.0	4	0.0
▲ Family Medicine	3,510	12.1	3,215	11.6	3,083	11.5	3,039	11.6	2,977	11.6
Family Medicine-ONMM	4	0.0	0	0.0	0	0.0	0	0.0	0	0.0
Family Med-Preventive Med	3	0.0	6	0.0	6	0.0	5	0.0	5	0.0
▲ Internal Medicine (Categorical)	7,363	25.4	7,101	25.6	6,938	25.9	6,698	25.5	6,465	25.2
Medicine-Anesthesiology	6	0.0	4	0.0	5	0.0	6	0.0	5	0.0
Medicine-Dermatology	5	0.0	6	0.0	6	0.0	6	0.0	6	0.0
Medicine-Emergency Med	26	0.1	26	0.1	27	0.1	27	0.1	28	0.1
Medicine-Family Medicine	2	0.0	2	0.0	2	0.0	2	0.0	4	0.0
Medicine-Medical Genetics	1	0.0	1	0.0	0	0.0	4	0.0	0	0.0
Medicine-Neurology	0	0.0	0	0.0	0	0.0	0	0.0	1	0.0
Medicine-Pediatrics	377	1.3	356	1.3	384	1.4	379	1.4	362	1.4
Medicine-Preliminary (PGY-1 Only)	1,762	6.1	1,843	6.7	1,818	6.8	1,805	6.9	1,825	7.1
Medicine-Preventive Med	6	0.0	6	0.0	6	0.0	7	0.0	7	0.0
▲ Medicine-Primary	372	1.3	341	1.2	325	1.2	339	1.3	333	1.3
Medicine-Psychiatry	24	0.1	24	0.1	23	0.1	21	0.1	16	0.1
Interventional Radiology (Integrated)	35	0.1	27	0.1	3	0.0	0	0.0	0	0.0
Neurodevelopmental Disabilities	4	0.0	3	0.0	2	0.0	1	0.0	0	0.0
Neurological Surgery	225	0.8	218	0.8	214	0.8	208	0.8	206	0.8
▲ Neurology	539	1.9	479	1.7	440	1.6	396	1.5	373	1.5
Obstetrics-Gynecology	1,330	4.6	1,288	4.7	1,257	4.7	1,255	4.8	1,234	4.8
OB/GYN-Preliminary (PGY-1 Only)	11	0.0	14	0.1	11	0.0	14	0.1	13	0.1
Orthopedic Surgery	738	2.5	726	2.6	717	2.7	703	2.7	693	2.7
Osteo Neuromusculoskeletal Med	2	0.0	0	0.0	0	0.0	0	0.0	0	0.0
Otolaryngology	303	1.0	291	1.1	302	1.1	298	1.1	295	1.1
Pathology	568	2.0	545	2.0	549	2.0	568	2.2	546	2.1
Pediatrics (Categorical)	2,711	9.3	2,693	9.7	2,675	10.0	2,654	10.1	2,627	10.2
Pediatrics-Anesthesiology	7	0.0	8	0.0	7	0.0	9	0.0	7	0.0
Pediatrics-Emergency Med	8	0.0	9	0.0	7	0.0	9	0.0	9	0.0
▲ Pediatrics-Medical Genetics	18	0.1	13	0.0	14	0.1	15	0.1	7	0.0
Pediatrics-P M & R	3	0.0	2	0.0	4	0.0	1	0.0	3	0.0
▼ Pediatrics-Preliminary	14	0.0	27	0.1	37	0.1	30	0.1	30	0.1
▲ Pediatrics-Primary	86	0.3	82	0.3	79	0.3	74	0.3	75	0.3
Peds/Psych/Child Psych	20	0.1	21	0.1	20	0.1	19	0.1	18	0.1
▲ Physical Medicine & Rehab	133	0.5	118	0.4	110	0.4	107	0.4	96	0.4
▲ Plastic Surgery (Integrated)	167	0.6	157	0.6	151	0.6	144	0.5	130	0.5
Preventive Medicine	1	0.0	1	0.0	1	0.0	0	0.0	0	0.0
▲ Psychiatry	1,540	5.3	1,491	5.4	1,373	5.1	1,339	5.1	1,291	5.0
Psychiatry-Family Medicine	12	0.0	10	0.0	10	0.0	10	0.0	10	0.0
Psychiatry-Neurology	3	0.0	3	0.0	3	0.0	2	0.0	4	0.0
Radiation Oncology	15	0.1	16	0.1	15	0.1	15	0.1	18	0.1
Radiology-Diagnostic	125	0.4	120	0.4	141	0.5	120	0.5	121	0.5
Surgery (Categorical)	1,314	4.5	1,276	4.6	1,239	4.6	1,222	4.7	1,198	4.7
Surgery-Preliminary (PGY-1 Only)	888	3.1	817	3.0	843	3.1	821	3.1	837	3.3
Thoracic Surgery	36	0.1	34	0.1	37	0.1	35	0.1	33	0.1
▲ Transitional (PGY-1 Only)	1,016	3.5	873	3.2	796	3.0	790	3.0	833	3.2
▲ Vascular Surgery	58	0.2	59	0.2	56	0.2	55	0.2	46	0.2
TOTAL - PGY-1	29,040	100	27,688	100	26,836	100	26,252	100	25,687	100

▲▼ Denotes increase/decrease in number of filled positions of more than 10 percent and 10 positions between 2014 and 2018.

* Physician (R) positions are excluded. R positions are PGY-2 positions starting in the year of the Match that are reserved for applicants who have had prior graduate medical education. Physician positions are not available to senior medical students. In previous *Results and Data Books*, the numbers of R positions were small and they were included in the categorical position counts.

Table 10

U.S. Seniors Matched to PGY-1 Positions by Specialty, 2014 - 2018

Specialty	2018		2017		2016		2015		2014	
	No.	%	No.	%	No.	%	No.	%	No.	%
▲ Anesthesiology	861	4.9	803	4.6	774	4.5	799	4.7	754	4.6
▲ Child Neurology	101	0.6	97	0.6	90	0.5	73	0.4	66	0.4
Dermatology	22	0.1	24	0.1	21	0.1	20	0.1	20	0.1
▲ Emergency Medicine	1,606	9.1	1,601	9.2	1,486	8.7	1,438	8.5	1,388	8.5
Emergency Med-Anesthesiology	2	0.0	0	0.0	0	0.0	0	0.0	0	0.0
Emergency Med-Family Med	3	0.0	2	0.0	2	0.0	1	0.0	4	0.0
▲ Family Medicine	1,628	9.2	1,513	8.7	1,467	8.6	1,405	8.3	1,398	8.5
Family Medicine-ONMM	0	0.0	0	0.0	0	0.0	0	0.0	0	0.0
Family Med-Preventive Med	3	0.0	5	0.0	1	0.0	5	0.0	3	0.0
Internal Medicine (Categorical)	3,195	18.0	3,245	18.6	3,291	19.3	3,317	19.6	3,167	19.3
Medicine-Anesthesiology	6	0.0	4	0.0	5	0.0	4	0.0	5	0.0
Medicine-Dermatology	5	0.0	6	0.0	6	0.0	6	0.0	6	0.0
Medicine-Emergency Med	22	0.1	21	0.1	24	0.1	23	0.1	24	0.1
Medicine-Family Medicine	2	0.0	2	0.0	2	0.0	1	0.0	3	0.0
Medicine-Medical Genetics	1	0.0	1	0.0	0	0.0	2	0.0	0	0.0
Medicine-Neurology	0	0.0	0	0.0	0	0.0	0	0.0	1	0.0
Medicine-Pediatrics	306	1.7	291	1.7	329	1.9	319	1.9	284	1.7
Medicine-Preliminary (PGY-1 Only)	1,370	7.7	1,436	8.2	1,415	8.3	1,388	8.2	1,477	9.0
Medicine-Preventive Med	4	0.0	2	0.0	3	0.0	4	0.0	2	0.0
▲ Medicine-Primary	229	1.3	224	1.3	210	1.2	206	1.2	202	1.2
▲ Medicine-Psychiatry	20	0.1	15	0.1	19	0.1	13	0.1	10	0.1
Interventional Radiology (Integrated)	34	0.2	23	0.1	3	0.0	0	0.0	0	0.0
Neurodevelopmental Disabilities	3	0.0	3	0.0	2	0.0	0	0.0	0	0.0
Neurological Surgery	203	1.1	183	1.0	200	1.2	188	1.1	189	1.2
▲ Neurology	280	1.6	249	1.4	236	1.4	222	1.3	192	1.2
▲ Obstetrics-Gynecology	1,051	5.9	1,049	6.0	981	5.8	1,002	5.9	950	5.8
OB/GYN-Preliminary (PGY-1 Only)	6	0.0	6	0.0	4	0.0	3	0.0	4	0.0
Orthopedic Surgery	691	3.9	668	3.8	650	3.8	663	3.9	649	4.0
Osteo Neuromusculoskeletal Med	0	0.0	0	0.0	0	0.0	0	0.0	0	0.0
Otolaryngology	284	1.6	279	1.6	272	1.6	283	1.7	279	1.7
▼ Pathology	220	1.2	216	1.2	248	1.5	282	1.7	256	1.6
Pediatrics (Categorical)	1,746	9.8	1,849	10.6	1,829	10.7	1,889	11.2	1,818	11.1
Pediatrics-Anesthesiology	6	0.0	7	0.0	6	0.0	9	0.1	7	0.0
Pediatrics-Emergency Med	4	0.0	5	0.0	7	0.0	8	0.0	4	0.0
Pediatrics-Medical Genetics	14	0.1	8	0.0	10	0.1	12	0.1	5	0.0
Pediatrics-P M & R	3	0.0	2	0.0	3	0.0	0	0.0	2	0.0
▼ Pediatrics-Preliminary	10	0.1	23	0.1	26	0.2	21	0.1	24	0.1
Pediatrics-Primary	36	0.2	31	0.2	34	0.2	26	0.2	34	0.2
Peds/Psych/Child Psych	17	0.1	19	0.1	18	0.1	18	0.1	16	0.1
▲ Physical Medicine & Rehab	76	0.4	74	0.4	69	0.4	65	0.4	54	0.3
▲ Plastic Surgery (Integrated)	156	0.9	148	0.8	133	0.8	136	0.8	120	0.7
Preventive Medicine	0	0.0	0	0.0	0	0.0	0	0.0	0	0.0
▲ Psychiatry	982	5.5	923	5.3	850	5.0	774	4.6	685	4.2
Psychiatry-Family Medicine	12	0.1	8	0.0	9	0.1	10	0.1	8	0.0
Psychiatry-Neurology	3	0.0	3	0.0	3	0.0	0	0.0	4	0.0
Radiation Oncology	15	0.1	16	0.1	14	0.1	14	0.1	18	0.1
Radiology-Diagnostic	77	0.4	73	0.4	93	0.5	67	0.4	81	0.5
Surgery (Categorical)	1,005	5.7	1,005	5.7	948	5.6	979	5.8	922	5.6
▲ Surgery-Preliminary (PGY-1 Only)	567	3.2	522	3.0	511	3.0	476	2.8	490	3.0
Thoracic Surgery	31	0.2	30	0.2	31	0.2	28	0.2	29	0.2
Transitional (PGY-1 Only)	772	4.4	718	4.1	673	3.9	685	4.0	709	4.3
▲ Vascular Surgery	50	0.3	48	0.3	49	0.3	48	0.3	36	0.2
TOTAL - PGY-1	17,740	100	17,480	100	17,057	100	16,932	100	16,399	100

▲▼ Denotes increase/decrease in matched U.S. allopathic seniors of more than 10 percent and 10 positions between 2014 and 2018.

Table 11 Osteopathic Students/Graduates Matched to PGY-1 Positions by Specialty,* 2014 - 2018

Specialty	2018		2017		2016		2015		2014	
	No.	%	No.	%	No.	%	No.	%	No.	%
▲ Anesthesiology	206	5.5	164	5.6	154	6.4	137	5.9	123	5.8
Child Neurology	11	0.3	8	0.3	5	0.2	10	0.4	5	0.2
Dermatology	0	0.0	0	0.0	0	0.0	0	0.0	0	0.0
▲ Emergency Medicine	484	12.8	283	9.6	224	9.3	203	8.7	177	8.3
Emergency Med-Anesthesiology	0	0.0	0	0.0	0	0.0	0	0.0	0	0.0
Emergency Med-Family Med	1	0.0	1	0.0	0	0.0	1	0.0	0	0.0
▲ Family Medicine	696	18.5	574	19.6	381	15.9	446	19.1	394	18.5
Family Medicine-ONMM	4	0.1	0	0.0	0	0.0	0	0.0	0	0.0
Family Med-Preventive Med	0	0.0	0	0.0	3	0.1	0	0.0	1	0.0
▲ Internal Medicine (Categorical)	875	23.2	690	23.5	498	20.8	511	21.8	444	20.9
Medicine-Anesthesiology	0	0.0	0	0.0	0	0.0	0	0.0	0	0.0
Medicine-Dermatology	0	0.0	0	0.0	0	0.0	0	0.0	0	0.0
Medicine-Emergency Med	3	0.1	3	0.1	2	0.1	3	0.1	1	0.0
Medicine-Family Medicine	0	0.0	0	0.0	0	0.0	0	0.0	0	0.0
Medicine-Medical Genetics	0	0.0	0	0.0	0	0.0	0	0.0	0	0.0
Medicine-Neurology	0	0.0	0	0.0	0	0.0	0	0.0	0	0.0
▲ Medicine-Pediatrics	47	1.2	27	0.9	25	1.0	34	1.5	34	1.6
▲ Medicine-Preliminary (PGY-1 Only)	159	4.2	127	4.3	123	5.1	119	5.1	94	4.4
Medicine-Preventive Med	0	0.0	0	0.0	0	0.0	0	0.0	0	0.0
▲ Medicine-Primary	31	0.8	18	0.6	14	0.6	16	0.7	18	0.8
Medicine-Psychiatry	2	0.1	2	0.1	1	0.0	1	0.0	2	0.1
Interventional Radiology (Integrated)	1	0.0	4	0.1	0	0.0	0	0.0	0	0.0
Neurodevelopmental Disabilities	1	0.0	0	0.0	0	0.0	0	0.0	0	0.0
Neurological Surgery	3	0.1	2	0.1	0	0.0	0	0.0	3	0.1
▲ Neurology	61	1.6	57	1.9	49	2.0	37	1.6	38	1.8
▲ Obstetrics-Gynecology	156	4.1	123	4.2	128	5.3	121	5.2	131	6.2
OB/GYN-Preliminary (PGY-1 Only)	0	0.0	0	0.0	0	0.0	1	0.0	0	0.0
Orthopedic Surgery	5	0.1	3	0.1	4	0.2	3	0.1	1	0.0
Osteo Neuromusculoskeletal Med	2	0.1	0	0.0	0	0.0	0	0.0	0	0.0
Otolaryngology	3	0.1	1	0.0	1	0.0	2	0.1	0	0.0
▲ Pathology	66	1.8	32	1.1	51	2.1	44	1.9	51	2.4
▲ Pediatrics (Categorical)	403	10.7	361	12.3	353	14.7	303	13.0	290	13.6
Pediatrics-Anesthesiology	0	0.0	1	0.0	0	0.0	0	0.0	0	0.0
Pediatrics-Emergency Med	2	0.1	1	0.0	0	0.0	0	0.0	1	0.0
Pediatrics-Medical Genetics	2	0.1	1	0.0	1	0.0	0	0.0	0	0.0
Pediatrics-P M & R	0	0.0	0	0.0	1	0.0	1	0.0	1	0.0
Pediatrics-Preliminary	0	0.0	2	0.1	2	0.1	2	0.1	0	0.0
Pediatrics-Primary	3	0.1	4	0.1	3	0.1	8	0.3	8	0.4
Peds/Psych/Child Psych	3	0.1	1	0.0	0	0.0	0	0.0	1	0.0
▲ Physical Medicine & Rehab	42	1.1	33	1.1	26	1.1	29	1.2	28	1.3
Plastic Surgery (Integrated)	2	0.1	1	0.0	1	0.0	1	0.0	0	0.0
Preventive Medicine	0	0.0	0	0.0	0	0.0	0	0.0	0	0.0
▲ Psychiatry	251	6.7	216	7.4	188	7.8	183	7.8	154	7.2
Psychiatry-Family Medicine	0	0.0	1	0.0	1	0.0	0	0.0	2	0.1
Psychiatry-Neurology	0	0.0	0	0.0	0	0.0	1	0.0	0	0.0
Radiation Oncology	0	0.0	0	0.0	0	0.0	0	0.0	0	0.0
Radiology-Diagnostic	24	0.6	22	0.8	26	1.1	19	0.8	16	0.8
▲ Surgery (Categorical)	83	2.2	64	2.2	58	2.4	36	1.5	44	2.1
▲ Surgery-Preliminary (PGY-1 Only)	44	1.2	29	1.0	33	1.4	24	1.0	22	1.0
Thoracic Surgery	0	0.0	0	0.0	2	0.1	2	0.1	1	0.0
▲ Transitional (PGY-1 Only)	94	2.5	76	2.6	36	1.5	39	1.7	39	1.8
Vascular Surgery	1	0.0	1	0.0	2	0.1	2	0.1	3	0.1
TOTAL - PGY-1	3,771	100	2,933	100	2,396	100	2,339	100	2,127	100

▲▼ Denotes increase/decrease in matched osteopathic students/graduates of more than 10 percent and 10 positions between 2014 and 2018.

* Physician (R) positions are excluded. R positions are PGY-2 positions starting in the year of the Match that are reserved for applicants who have had prior graduate medical education. Physician positions are not available to senior medical students. In previous *Results and Data Books*, the numbers of R positions were small and they were included in the categorical position counts.

Table 12 Foreign-Trained Physicians* Matched to PGY-1 Positions by Specialty, 2014 - 2018**

Specialty	2018		2017		2016		2015		2014	
	No.	%	No.	%	No.	%	No.	%	No.	%
Anesthesiology	126	1.8	159	2.4	125	1.9	110	1.7	117	1.8
Child Neurology	17	0.2	13	0.2	12	0.2	12	0.2	9	0.1
Dermatology	1	0.0	2	0.0	0	0.0	0	0.0	0	0.0
Emergency Medicine	109	1.6	106	1.6	110	1.7	111	1.8	117	1.8
Emergency Med-Anesthesiology	0	0.0	0	0.0	0	0.0	0	0.0	0	0.0
Emergency Med-Family Med	0	0.0	1	0.0	1	0.0	2	0.0	0	0.0
Family Medicine	1,065	15.5	995	15.1	1,109	16.7	1,046	16.6	1,059	16.7
Family Medicine-ONMM	0	0.0	0	0.0	0	0.0	0	0.0	0	0.0
Family Med-Preventive Med	0	0.0	1	0.0	1	0.0	0	0.0	1	0.0
▲ Internal Medicine (Categorical)	3,183	46.4	3033	46.0	3,029	45.6	2,763	43.9	2,715	42.7
Medicine-Anesthesiology	0	0.0	0	0.0	0	0.0	1	0.0	0	0.0
Medicine-Dermatology	0	0.0	0	0.0	0	0.0	0	0.0	0	0.0
Medicine-Emergency Med	1	0.0	1	0.0	1	0.0	1	0.0	3	0.0
Medicine-Family Medicine	0	0.0	0	0.0	0	0.0	1	0.0	1	0.0
Medicine-Medical Genetics	0	0.0	0	0.0	0	0.0	2	0.0	0	0.0
Medicine-Neurology	0	0.0	0	0.0	0	0.0	0	0.0	0	0.0
▼ Medicine-Pediatrics	22	0.3	37	0.6	25	0.4	24	0.4	41	0.6
Medicine-Preliminary (PGY-1 Only)	217	3.2	254	3.9	255	3.8	271	4.3	232	3.7
Medicine-Preventive Med	2	0.0	2	0.0	3	0.0	3	0.0	4	0.1
Medicine-Primary	105	1.5	91	1.4	98	1.5	114	1.8	107	1.7
Medicine-Psychiatry	2	0.0	7	0.1	3	0.0	7	0.1	4	0.1
Interventional Radiology (Integrated)	0	0.0	0	0.0	0	0.0	0	0.0	0	0.0
Neurodevelopmental Disabilities	0	0.0	0	0.0	0	0.0	1	0.0	0	0.0
Neurological Surgery	10	0.1	18	0.3	11	0.2	15	0.2	7	0.1
▲ Neurology	189	2.8	164	2.5	150	2.3	130	2.1	140	2.2
▼ Obstetrics-Gynecology	104	1.5	105	1.6	115	1.7	115	1.8	124	2.0
OB/GYN-Preliminary (PGY-1 Only)	5	0.1	7	0.1	7	0.1	10	0.2	6	0.1
Orthopedic Surgery	13	0.2	13	0.2	14	0.2	13	0.2	12	0.2
Osteo Neuromusculoskeletal Med	0	0.0	0	0.0	0	0.0	0	0.0	0	0.0
Otolaryngology	10	0.1	0	0.0	11	0.2	0	0.0	7	0.1
▲ Pathology	257	3.7	272	4.1	219	3.3	218	3.5	193	3.0
▲ Pediatrics (Categorical)	533	7.8	457	6.9	451	6.8	428	6.8	475	7.5
Pediatrics-Anesthesiology	1	0.0	0	0.0	0	0.0	0	0.0	0	0.0
Pediatrics-Emergency Med	1	0.0	3	0.0	0	0.0	1	0.0	4	0.1
Pediatrics-Medical Genetics	2	0.0	4	0.1	3	0.0	3	0.0	2	0.0
Pediatrics-P M & R	0	0.0	0	0.0	0	0.0	0	0.0	0	0.0
Pediatrics-Preliminary	3	0.0	2	0.0	9	0.1	7	0.1	6	0.1
▲ Pediatrics-Primary	46	0.7	46	0.7	42	0.6	38	0.6	33	0.5
Peds/Psych/Child Psych	0	0.0	1	0.0	2	0.0	1	0.0	1	0.0
Physical Medicine & Rehab	12	0.2	9	0.1	14	0.2	9	0.1	10	0.2
Plastic Surgery (Integrated)	4	0.1	3	0.0	6	0.1	4	0.1	9	0.1
Preventive Medicine	1	0.0	1	0.0	1	0.0	0	0.0	0	0.0
▼ Psychiatry	264	3.8	303	4.6	294	4.4	342	5.4	387	6.1
Psychiatry-Family Medicine	0	0.0	1	0.0	0	0.0	0	0.0	0	0.0
Psychiatry-Neurology	0	0.0	0	0.0	0	0.0	1	0.0	0	0.0
Radiation Oncology	0	0.0	0	0.0	1	0.0	0	0.0	0	0.0
Radiology-Diagnostic	20	0.3	21	0.3	20	0.3	27	0.4	21	0.3
Surgery (Categorical)	140	2.0	133	2.0	139	2.1	121	1.9	146	2.3
Surgery-Preliminary (PGY-1 Only)	255	3.7	250	3.8	276	4.2	283	4.5	282	4.4
Thoracic Surgery	4	0.1	3	0.0	2	0.0	2	0.0	0	0.0
▲ Transitional (PGY-1 Only)	134	2.0	67	1.0	75	1.1	60	1.0	76	1.2
Vascular Surgery	4	0.1	6	0.1	4	0.1	4	0.1	4	0.1
TOTAL - PGY-1	6,862	100	6591	100	6,638	100	6,301	100	6,355	100

▲▼ Denotes increase/decrease in matched foreign-trained physicians of more than 10 percent and 10 positions between 2014 and 2018.

* Foreign-trained physicians include both U.S. citizen and non-U.S. citizen graduates of international medical schools.

** Physician (R) positions are excluded. R positions are PGY-2 positions starting in the year of the Match that are reserved for applicants who have had prior graduate medical education. Physician positions are not available to senior medical students. In previous *Results and Data Books*, the numbers of R positions were small and they were included in the categorical position counts.

Table 13

Table 13 displays the numbers of U.S. seniors (“U.S.”) and independent applicants (“IA”) (all applicants other than U.S. seniors) who ranked each specialty as their only choice, first choice, or not first choice: *Only choice* includes applicants who ranked that specialty first on their rank order lists (ROLs) and ranked no other specialties. *First choice* includes applicants who ranked that specialty first and ranked at least one other specialty. *Not first choice* includes applicants who ranked another specialty first but also included that specialty on their ROL. *Preferred choice* is defined as first choice ignoring any subsequent choices (*only choice* and *first choice* combined).

Prior to 2012, applicant choices were reported by specialty group that included the combined specialties. For example, the Internal Medicine group included Internal Medicine and specialties such as Internal Medicine-Pediatrics. In later reports, Table 13 data are aggregated by specialty instead of specialty group. Transitional Year programs are excluded from the counts because they are not considered a preference for a specific specialty. PGY-1 and PGY-2 (including physician R) programs were combined. Internal Medicine and Pediatrics include categorical and primary positions. Preliminary programs are separated from categorical programs for Internal Medicine, Obstetrics and Gynecology, Pediatrics, and Surgery specialties.

Table 13 also shows the ratio of the number of positions in a specialty to the number of applicants choosing a specialty as their preferred choice.

Using Anesthesiology as an example:

- Combining categorical, advanced, and physician positions, Anesthesiology offered 1,840 positions in total.
- A total of 1,191 U.S. allopathic seniors ranked at least one Anesthesiology program (sum of 865 “only choice,” 264 “first choice,” and 62 “not first choice”). Anesthesiology was the “preferred choice” for 1,129 U.S. seniors (sum of 865 “only choice” and 264 “first choice”). With 1,840 positions offered, the ratio of positions to U.S. senior applicants who ranked Anesthesiology as the “preferred” choice was 1.6 to 1.
- Similarly, 995 independent applicants ranked at least one Anesthesiology program (516 plus 359 plus 120); for 875 of them Anesthesiology was the “preferred” specialty. The ratio of 1,840 positions to 875 independent applicants was 2.1 to 1.
- Lastly, for the 2,004 total applicants who preferred Anesthesiology (combining U.S. seniors and Independent Applicants), the ratio of positions per applicant was 0.9.

Table 13 Applicant Choices by Specialty, 2018

Specialty	U.S. Seniors					Independent Applicants				Positions per All Applicants
	Total Positions	Preferred Choice			Positions per U.S. Senior	Preferred Choice			Positions per IA	
		Only Choice	First Choice	Not First Choice		Only Choice	First Choice	Not First Choice		
Anesthesiology	1,840	865	264	62	1.6	516	359	120	2.1	0.9
Child Neurology	168	84	19	11	1.6	25	38	32	2.7	1.0
Dermatology	472	77	374	12	1.0	157	43	8	2.4	0.7
Emergency Medicine	2,278	1,559	189	90	1.3	674	271	118	2.4	0.8
Family Medicine	3,629	1,512	123	308	2.2	2,033	734	1,719	1.3	0.8
Internal Medicine	7,916	3,220	186	340	2.3	4,675	1,951	1,659	1.2	0.8
Internal Medicine (Prelim)	1,883	73	157	1,259	8.2	46	76	1,165	15.4	5.3
Internal Medicine/Emergency Medicine	26	0	30	30	0.9	0	12	22	2.2	0.6
Internal Medicine/Pediatrics	382	233	89	52	1.2	38	79	89	3.3	0.9
Internal Medicine/Psychiatry	24	2	19	27	1.1	2	9	29	2.2	0.8
Interventional Radiology	136	2	204	80	0.7	4	43	49	2.9	0.5
Neurological Surgery	225	219	16	5	1.0	50	25	10	3.0	0.7
Neurology	859	374	113	19	1.8	315	268	193	1.5	0.8
Obstetrics and Gynecology	1,336	964	231	33	1.1	336	214	103	2.4	0.8
Obstetrics and Gynecology (Prelim)	21	0	0	158	0.0	3	4	82	3.0	3.0
Orthopaedic Surgery	742	755	84	10	0.9	91	57	20	5.0	0.8
Otolaryngology	315	279	18	2	1.1	19	13	2	9.8	1.0
Pathology-Anatomic and Clinical	601	218	6	13	2.7	397	71	162	1.3	0.9
Pediatrics	2,858	1,693	76	165	1.6	981	309	482	2.2	0.9
Pediatrics/Medical Genetics	20	2	13	2	1.3	1	4	7	4.0	1.0
Pediatrics/Psychiatry/Child and Adolescent Psychiatry	21	0	29	23	0.7	0	5	8	4.2	0.6
Physical Medicine and Rehabilitation	421	152	120	15	1.5	155	152	71	1.4	0.7
Plastic Surgery	168	127	55	3	0.9	18	22	4	4.2	0.8
Psychiatry	1,556	1,062	87	87	1.4	958	276	271	1.3	0.7
Radiation Oncology	194	103	87	4	1.0	14	11	4	7.8	0.9
Radiology-Diagnostic	1,099	443	324	238	1.4	253	269	132	2.1	0.9
Surgery-General	1,319	873	284	194	1.1	357	441	243	1.7	0.7
Surgery-General (Prelim)	1,363	324	11	436	4.1	139	71	646	6.5	2.5
Thoracic Surgery	36	1	52	19	0.7	6	19	10	1.4	0.5
Vascular Surgery	60	20	33	8	1.1	5	19	6	2.5	0.8
TOTAL *	33,167	15,262	3,555	4,668		12,334	5,950	8,130		

Only choice includes applicants who ranked that specialty first on their rank order lists (ROLs) and ranked no other specialties. **First choice** includes applicants who ranked that specialty first and ranked at least one other specialty on their ROLs. **Not first choice** includes applicants who ranked another specialty first but also included that specialty on their ROLs. **Preferred choice** is defined as either only choice or first choice. Transitional Year programs were excluded from these counts because they are not considered a preference for a specific specialty.

Total Positions: includes all positions (categorical, advanced, primary care categorical, and physician) except preliminary positions offered in a specialty. Preliminary positions are reported separately.

Positions Per U.S. Senior: is the ratio of Total Positions to the number of U.S. seniors for whom that specialty was the first or only choice.

Positions Per Independent Applicant (IA): is the ratio of Total Positions to the number of independent applicants for whom that specialty was the first or only choice.

Positions Per All Applicants: is the ratio of Total Positions to the number of U.S. seniors and independent applicants for whom that specialty was the first or only choice.

Note: Specialties with fewer than 20 total positions are not displayed on this table.

* The **TOTAL** row includes all positions in all specialties.

Table 14

The 2018 Match results for U.S. seniors (“U.S.”) and independent applicants (“IA”) who ranked each specialty as their only choice are shown in Table 14 and Figure 6. Prior to 2012, Table 14 and Figure 6 reported Match results by specialty groups that included the combined specialties. For example, Internal Medicine included Internal Medicine and combined specialties such as Internal Medicine-Pediatrics. In this report, results are aggregated by specialty instead of specialty group. Preliminary positions are reported separately.

Notably larger percentages of U.S. seniors than independent applicants ranked as their only choice Emergency Medicine, Orthopaedic Surgery, Obstetrics and Gynecology, Pediatrics, and General Surgery. Larger percentages of independent applicants chose Internal Medicine, Family Medicine, and Pathology.

For all specialties, a larger percentage of independent applicants failed to match when compared to U.S. seniors (Figure 6). The higher proportions of unmatched U.S. seniors and independent applicants in such specialties as Orthopaedic Surgery, Neurological Surgery, Plastic Surgery, Dermatology, and General Surgery reflect the fact that there are significantly more applicants interested in those specialties than there are available positions. The competitiveness of those specialties also is demonstrated by their high fill rates (Table 1).

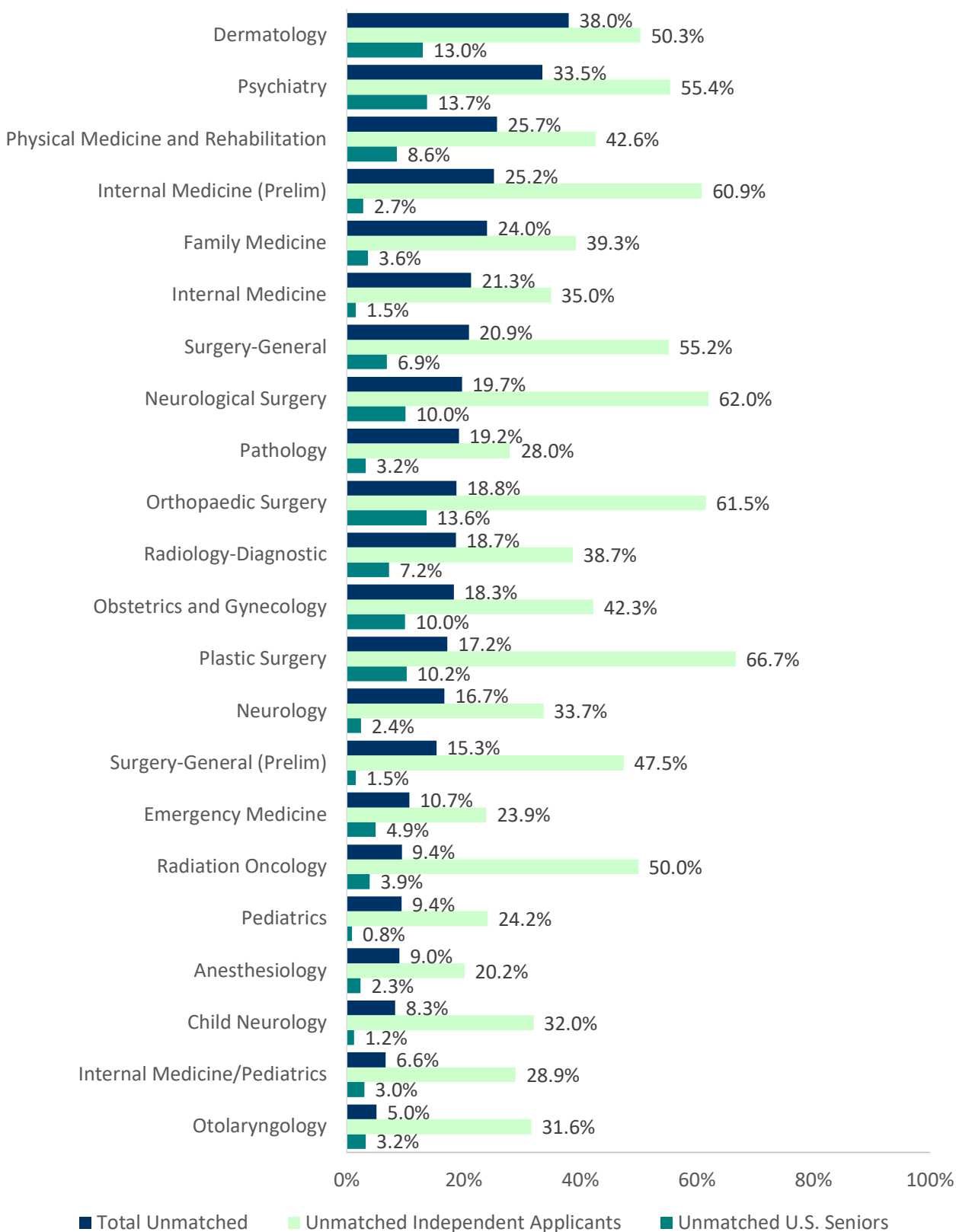
Table 14 Match Results for U.S. Seniors and Independent Applicants Who Ranked Each Specialty as Their Only Choice, 2018

Specialty	Matched		Unmatched		Total		% of All Matched Applicants		Percent Unmatched	
	U.S.	IA	U.S.	IA	U.S.	IA	U.S.	IA	U.S.	IA
Anesthesiology	845	412	20	104	865	516	5.8	5.3	2.3	20.2
Child Neurology	83	17	1	8	84	25	0.6	0.2	1.2	32.0
Dermatology	67	78	10	79	77	157	0.5	1.0	13.0	50.3
Emergency Medicine	1,482	513	77	161	1,559	674	10.2	6.6	4.9	23.9
Family Medicine	1,458	1,235	54	798	1,512	2,033	10.1	15.9	3.6	39.3
Internal Medicine	3,172	3,041	48	1,634	3,220	4,675	21.9	39.1	1.5	35.0
Internal Medicine (Prelim)	71	18	2	28	73	46	0.5	0.2	2.7	60.9
Internal Medicine/Emergency Medicine	0	0	0	0	0	0	0.0	0.0	0.0	0.0
Internal Medicine/Pediatrics	226	27	7	11	233	38	1.6	0.3	3.0	28.9
Internal Medicine/Psychiatry	2	0	0	2	2	2	0.0	0.0	0.0	100.0
Interventional Radiology	2	1	0	3	2	4	0.0	0.0	0.0	75.0
Neurological Surgery	197	19	22	31	219	50	1.4	0.2	10.0	62.0
Neurology	365	209	9	106	374	315	2.5	2.7	2.4	33.7
Obstetrics and Gynecology	868	194	96	142	964	336	6.0	2.5	10.0	42.3
Obstetrics and Gynecology (Prelim)	0	0	0	3	0	3	0.0	0.0	0.0	100.0
Orthopaedic Surgery	652	35	103	56	755	91	4.5	0.4	13.6	61.5
Otolaryngology	270	13	9	6	279	19	1.9	0.2	3.2	31.6
Pathology-Anatomic and Clinical	211	286	7	111	218	397	1.5	3.7	3.2	28.0
Pediatrics	1,679	744	14	237	1,693	981	11.6	9.6	0.8	24.2
Pediatrics/Medical Genetics	2	0	0	1	2	1	0.0	0.0	0.0	100.0
Pediatrics/Psychiatry/Child and Adolescent Psychiatry	0	0	0	0	0	0	0.0	0.0	0.0	0.0
Physical Medicine and Rehabilitation	139	89	13	66	152	155	1.0	1.1	8.6	42.6
Plastic Surgery	114	6	13	12	127	18	0.8	0.1	10.2	66.7
Psychiatry	916	427	146	531	1,062	958	6.3	5.5	13.7	55.4
Radiation Oncology	99	7	4	7	103	14	0.7	0.1	3.9	50.0
Radiology-Diagnostic	411	155	32	98	443	253	2.8	2.0	7.2	38.7
Surgery-General	813	160	60	197	873	357	5.6	2.1	6.9	55.2
Surgery-General (Prelim)	319	73	5	66	324	139	2.2	0.9	1.5	47.5
Thoracic Surgery	1	3	0	3	1	6	0.0	0.0	0.0	50.0
Vascular Surgery	20	1	0	4	20	5	0.1	0.0	0.0	80.0
TOTAL*	14,507	7,785	755	4,549	15,262	12,334	100.0	100.0	4.9	36.9

Note: Specialties with fewer than 20 total positions are not displayed on this table. Transitional Year is excluded.

* The **TOTAL** row includes all positions in all specialties.

Figure 6 Percentages of Unmatched U.S. Seniors and Independent Applicants Who Ranked Each Specialty as Their Only Choice, 2018



Note: Specialties with fewer than 20 matched applicants are excluded from this figure. Transitional Year is excluded.

Table 15

Table 15 shows the trends between 1997 and 2018 in the percentages of U.S. allopathic seniors and independent applicants who matched to their first, second, third, fourth, or lower than fourth program choice on their rank order lists. The calculation of the percentages also includes the number of unmatched applicants. In earlier years, the percentages were based only on matched applicants. This change was made to more accurately reflect the percentages of applicants who obtained matches at different ranks and to more clearly portray the differences between U.S. seniors and independent applicants (see Table 6 for trends in overall match rates by applicant type). The differences in the two calculations can be seen in Figure 7.

In 2018, 48.5 percent of U.S. seniors matched to their first-choice programs, 0.1 percentage point higher than last year but still the second lowest percentage on record. Among independent applicants, the percentage of first-choice matches increased to 31.6 percent, 0.7 percentage point higher than that of 2017. The percentage of U.S. seniors who obtained no position at all prior to SOAP was 5.1 percent in 2018. Historically, the percentage of U.S. seniors who do not match to first-year positions when the matching algorithm is processed has been about 6.0 percent. The percentage of unmatched independent applicants in 2018 was 35.4 percent, the lowest on record.

Figure 7 compares the percentage of applicants matched to programs by rank choice in the 2018 Match using both matched applicants (top two figures) and all applicants (bottom two figures) calculations. As the bottom two figures show, a considerably higher percentage of U.S. allopathic seniors matched to their first-choice programs compared to independent applicants, and a considerably higher percentage of independent applicants did not match at all.

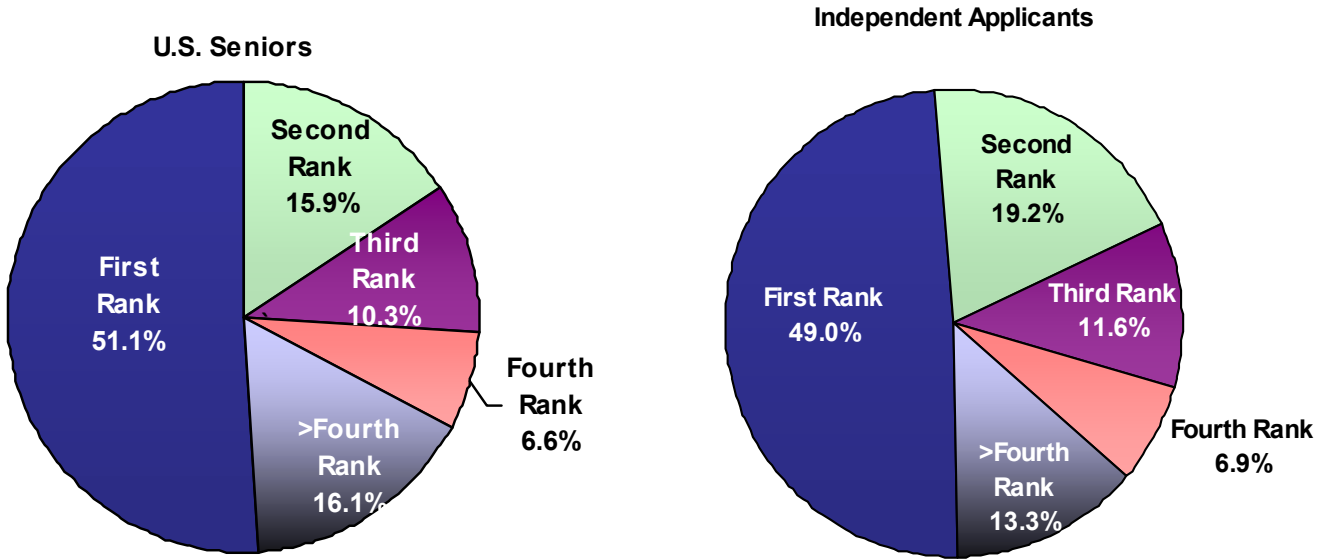
Table 15 Matches from U.S. Seniors' and Independent Applicants' Rank Order Lists, 1997 - 2018

Year	First Rank		Second Rank		Third Rank		Fourth Rank		> Fourth Rank		Unmatched	
	No.	% of Matches	No.	% of Matches	No.	% of Matches	No.	% of Matches	No.	% of Matches	No.	%
U.S. Seniors												
1997	8,079	55.3	2,182	14.9	1,311	9.0	761	5.2	1,369	9.4	912	6.2
1998	8,028	54.9	2,283	15.6	1,332	9.1	802	5.5	1,398	9.6	767	5.2
1999	8,455	57.9	2,181	14.9	1,234	8.4	774	5.3	1,277	8.7	686	4.7
2000	8,542	59.5	2,102	14.6	1,187	8.3	656	4.6	1,209	8.4	662	4.6
2001	8,393	58.1	2,149	14.9	1,199	8.3	698	4.8	1,314	9.1	702	4.9
2002	8,370	58.4	2,130	14.9	1,289	9.0	687	4.8	1,249	8.7	611	4.3
2003	8,482	59.2	2,135	14.9	1,144	8.0	701	4.9	1,133	7.9	737	5.1
2004	8,510	58.3	2,138	14.6	1,188	8.1	659	4.5	1,243	8.5	871	6.0
2005	8,729	59.3	2,091	14.2	1,219	8.3	655	4.5	1,267	8.6	758	5.1
2006	8,551	57.0	2,198	14.6	1,286	8.6	734	4.9	1,451	9.7	788	5.3
2007	8,442	55.5	2,266	14.9	1,367	9.0	797	5.2	1,537	10.1	797	5.2
2008	8,692	57.0	2,280	15.0	1,300	8.5	738	4.8	1,505	9.9	727	4.8
2009	8,318	53.2	2,394	15.3	1,355	8.7	788	5.0	1,887	12.1	896	5.7
2010	8,462	52.7	2,468	15.4	1,471	9.2	852	5.3	1,869	11.6	948	5.9
2011	8,707	52.6	2,531	15.3	1,547	9.3	913	5.5	2,006	12.1	855	5.2
2012	8,946	54.1	2,467	14.9	1,500	9.1	904	5.5	2,015	12.2	695	4.2
2013	8,672	49.6	2,650	15.2	1,700	9.7	1,100	6.3	2,402	13.7	963	5.5
2014	8,970	51.6	2,691	15.5	1,710	9.8	1,001	5.8	2,163	12.4	839	4.8
2015	8,789	48.8	2,817	15.6	1,748	9.7	1,134	6.3	2,544	14.1	993	5.5
2016	9,110	50.1	2,830	15.6	1,673	9.2	1,023	5.6	2,561	14.1	990	5.4
2017	8,976	48.4	2,920	15.8	1,885	10.2	1,102	5.9	2,722	14.7	934	5.0
2018	9,128	48.5	2,831	15.0	1,832	9.7	1,184	6.3	2,877	15.3	966	5.1
Independent Applicants												
1997	2,458	21.0	901	7.7	510	4.4	355	3.0	705	6.0	6,780	57.9
1998	2,532	21.5	911	7.8	522	4.4	292	2.5	613	5.2	6,880	58.6
1999	2,713	22.9	897	7.6	540	4.6	312	2.6	534	4.5	6,859	57.9
2000	2,956	27.6	1,067	10.0	515	4.8	304	2.8	409	3.8	5,447	50.9
2001	2,887	30.3	1,002	10.5	531	5.6	304	3.2	458	4.8	4,344	45.6
2002	2,858	31.3	1,047	11.5	621	6.8	305	3.3	468	5.1	3,824	41.9
2003	3,163	32.8	1,230	12.8	593	6.2	373	3.9	500	5.2	3,774	39.2
2004	3,277	30.8	1,225	11.5	741	7.0	409	3.8	622	5.8	4,363	41.0
2005	3,368	31.7	1,256	11.8	684	6.4	418	3.9	691	6.5	4,212	39.6
2006	3,226	27.6	1,222	10.4	718	6.1	434	3.7	804	6.9	5,303	45.3
2007	3,365	26.4	1,326	10.4	736	5.8	477	3.7	871	6.8	5,963	46.8
2008	3,524	26.1	1,383	10.2	797	5.9	449	3.3	880	6.5	6,462	47.9
2009	3,501	24.6	1,446	10.1	858	6.0	501	3.5	877	6.2	7,067	49.6
2010	3,438	23.8	1,437	9.9	810	5.6	475	3.3	1,025	7.1	7,288	50.4
2011	3,471	24.7	1,431	10.2	840	6.0	498	3.5	950	6.8	6,840	48.8
2012	3,735	25.2	1,553	10.5	888	6.0	509	3.4	890	6.0	7,253	48.9
2013	4,503	26.7	1,787	10.6	1,150	6.8	695	4.1	1,307	7.7	7,426	44.0
2014	4,909	29.1	1,909	11.3	1,195	7.1	672	4.0	1,182	7.0	7,029	41.6
2015	4,833	28.6	1,937	11.5	1,132	6.7	678	4.0	1,268	7.5	7,032	41.7
2016	5,116	29.6	1,994	11.5	1,175	6.8	712	4.1	1,290	7.5	7,002	40.5
2017	5,378	30.9	2,070	11.9	1,242	7.1	731	4.2	1,306	7.5	6,703	38.5
2018	5,780	31.6	2,265	12.4	1,368	7.5	816	4.5	1,574	8.6	6,482	35.4

Figure 7

Percent of Matches by Choice and Type of Applicant, 2018

Matched Applicants



All Applicants

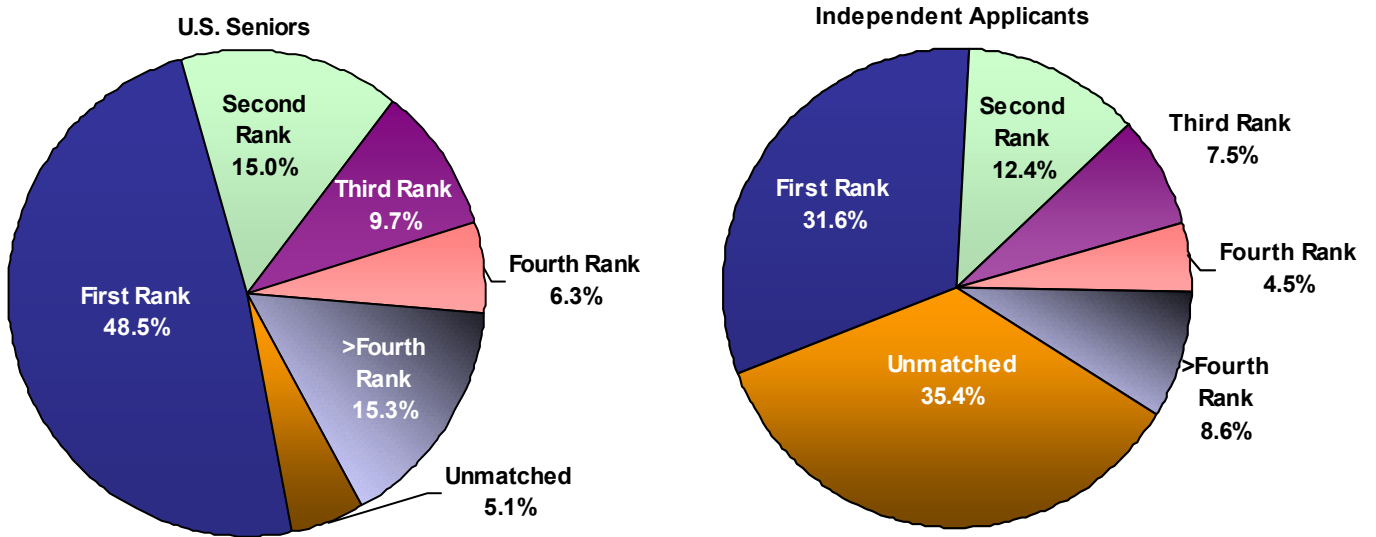


Table 16

Couples have been able to participate in the Main Residency Match since 1984. The two partners identify themselves as a couple to the NRMP and submit rank order lists of identical length. The matching algorithm treats the two lists as a unit, matching the couple to the highest pair of program choices where both partners obtain a match.

Table 16 presents the number of couples in the Match and their match outcomes. Match rates were calculated as the number of individual matches divided by the total number of individuals. In 2018, 2,330 applicants (1,165 couples) participated in the Match as couples, the most ever. Couples enjoy great success, with match rates above 90 percent every year since 1984. In 2018, the match rate for couples was 95.8 percent, the highest on record. About 75 percent of couples are U.S. seniors, and their match rates are quite similar to those of their classmates, varying within 1 or 2 percentage points each year.

Couples often rank the same program multiple times against a different program on the partner's list. They also have the option of one partner indicating a willingness to be unmatched at a specific rank on the rank order list if the partner matches to the program linked to that rank. Table 16 shows the number of couples matched with that option in the *One Matched* column (67 in 2018).

Table 16 Number of Couples in the Match and Match Outcome, 1987 - 2018

Year	Couples	Individuals	Both Matched	One Matched	Neither Matched	Match Rate %
1987	347	694	316	14	17	93.1
1988	388	776	355	19	14	93.9
1989	421	842	384	21	16	93.7
1990	397	794	356	20	21	92.2
1991	377	754	349	17	11	94.8
1992	461	922	412	20	29	91.5
1993	427	854	384	27	16	93.1
1994	446	892	391	35	20	91.6
1995	499	998	433	33	33	90.1
1996	504	1,008	446	20	38	90.5
1997	535	1,070	479	29	27	92.2
1998	525	1,050	481	27	17	94.2
1999	536	1,072	496	27	13	95.1
2000	508	1,016	475	18	15	95.3
2001	561	1,122	518	25	18	94.6
2002	543	1,086	507	19	17	95.1
2003	570	1,140	529	22	19	94.7
2004	641	1,282	584	36	21	93.9
2005	606	1,212	552	39	15	94.3
2006	610	1,220	552	36	22	93.4
2007	621	1,242	553	36	32	91.9
2008	738	1,476	667	47	24	93.6
2009	788	1,576	706	55	27	93.1
2010	808	1,616	730	50	28	93.4
2011	809	1,618	739	53	17	94.6
2012	878	1,756	804	54	19	94.6
2013	935	1,870	868	44	23	95.2
2014	925	1,850	843	56	26	94.2
2015	1,035	2,070	950	62	23	94.8
2016	1,046	2,092	971	61	14	95.7
2017	1,125	2,250	1,040	66	19	95.4
2018	1,165	2,330	1,082	67	16	95.8

Figure 8 Number of Couples in the Match and Match Outcome, 1987-2018

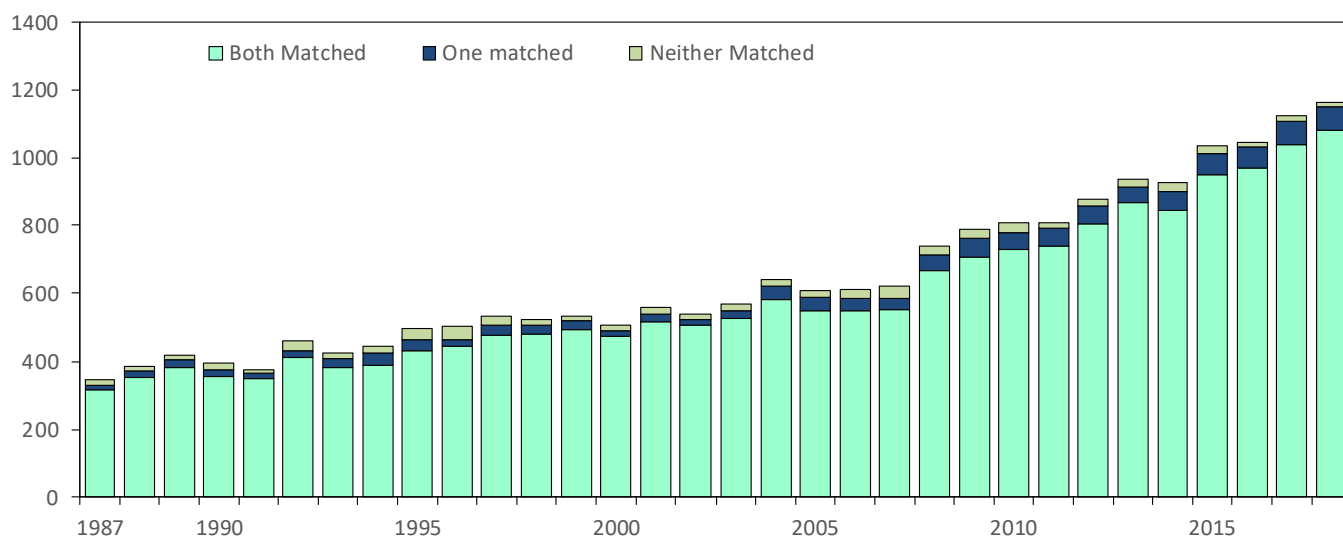


Table 17

Table 17 displays by specialty the average number of ranked applicants needed to fill each position within programs. Only programs that filled all positions are included in the calculations. Specialties with fewer than 5 programs that filled all positions were excluded to maintain their anonymity. Although this measure is affected by such factors as the number and geographic distribution of programs as well as the number of applicants ranked by the programs, it is a rough measure of specialty competitiveness. It may be more appropriate to interpret the data within each specialty across time and less appropriate to compare across specialties, especially for specialties with a large proportion of programs that do not fill.

Using Child Neurology as an example, on average programs that filled all positions ranked 6.3 applicants per available position in the 2018 Match. That figure represents an increase of 0.7 ranked applicants per filled position when compared with the 2017 average of 5.6.

Table 17 Average Number of Ranked Applicants Needed to Fill Each Position by Specialty, 2014 - 2018

Specialty	Average Number of Ranked Applicants Per Position Needed to Fill All Positions within Programs*				
	2018	2017	2016	2015	2014
PGY- 1					
Anesthesiology	7.7	8.4	8.4	7.7	7.0
Child Neurology	6.3	5.6	4.9	4.8	5.1
Dermatology	4.6	4.7	5.7	5.5	3.1
Emergency Medicine	6.4	5.9	6.1	6.6	6.3
Family Medicine	6.0	6.2	6.0	5.9	5.6
Internal Medicine (Categorical)	7.3	7.0	6.7	6.5	6.5
Medicine-Dermatology	--	1.8	2.1	2.8	2.0
Medicine-Emergency Med	5.0	3.7	4.8	3.7	3.2
Medicine-Pediatrics	6.1	7.0	5.5	5.2	6.2
Medicine-Preliminary (PGY-1 Only)	7.5	6.7	6.5	6.5	6.8
Medicine-Primary	9.4	10.6	8.3	9.0	9.7
Medicine-Psychiatry	3.7	3.6	3.8	3.5	3.6
Interventional Radiology (Integrated)	6.6	12.2	--	--	--
Neurological Surgery	5.2	5.3	4.1	4.1	5.0
Neurology	5.4	6.1	5.1	5.6	5.7
Obstetrics-Gynecology	4.4	4.8	5.1	4.7	4.9
OB/GYN-Preliminary (PGY-1 Only)	8.4	6.9	8.2	8.2	17.7
Orthopedic Surgery	5.7	4.4	4.3	4.2	4.4
Otolaryngology	6.9	7.1	6.3	5.5	4.9
Pathology	5.2	4.9	4.6	4.9	4.9
Pediatrics (Categorical)	7.9	7.3	7.6	7.0	6.9
Pediatrics-Anesthesiology	5.5	3.6	2.9	2.7	2.4
Pediatrics-Medical Genetics	4.2	2.5	3.5	3.2	1.8
Pediatrics-Preliminary	7.1	4.1	4.2	3.9	3.3
Pediatrics-Primary	6.5	7.5	7.8	7.0	8.0
Peds/Psych/Child Psych	4.1	3.2	3.7	3.6	2.5
Physical Medicine & Rehab	4.3	4.8	4.5	3.8	4.7
Plastic Surgery (Integrated)	5.4	4.2	4.6	5.8	4.4
Psychiatry	3.9	4.4	4.4	4.6	4.9
Psychiatry-Family Medicine	2.7	2.9	2.5	3.5	2.3
Radiation Oncology	6.1	4.5	7.3	7.8	7.7
Radiology-Diagnostic	6.0	10.3	7.5	7.7	8.4
Surgery (Categorical)	5.0	5.3	4.9	4.8	5.1
Surgery-Preliminary (PGY-1 Only)	3.0	2.5	2.6	2.4	2.6
Thoracic Surgery	3.2	3.1	3.6	2.7	3.7
Transitional (PGY-1 Only)	4.7	4.0	4.8	5.1	4.2
Vascular Surgery	5.9	4.2	3.9	5.1	4.0
PGY- 2					
Anesthesiology	20.7	22.2	19.4	15.6	15.4
Child Neurology	8.3	4.9	5.4	5.2	5.9
Dermatology	3.8	3.2	3.5	3.1	3.6
Interventional Radiology (Integrated)	4.6	4.7	4.7	--	--
Neurology	6.2	7.8	7.5	8.2	7.7
Physical Medicine & Rehab	5.4	5.1	5.8	5.6	5.9
Radiation Oncology	5.9	5.7	5.4	5.2	4.9
Radiology-Diagnostic	6.0	7.0	7.2	7.8	8.4
Physician (R)*					
Anesthesiology	2.5	2.4	2.4	2.6	2.1
Child Neurology	1.4	1.4	1.8	2.5	1.2
Dermatology	1.4	2.0	1.1	1.4	1.1
Neurology	1.4	1.6	1.7	1.4	1.5
Physical Medicine & Rehab	1.3	1.4	1.7	1.8	1.4
Psychiatry	--	--	--	--	1.5
Radiology-Diagnostic	1.4	1.8	2.2	1.6	2.4

* Only those programs that filled all positions were included in the calculations. Specialties with fewer than 5 programs that filled all positions were excluded from this table to maintain anonymity.

Tables 18 and 19

In 2012, NRMP launched the Match Week Supplemental Offer and Acceptance Program® (SOAP®) to replace the "Scramble," streamlining the process for unmatched applicants and the directors of unfilled programs. During SOAP, eligible applicants use ERAS® to apply to programs with unfilled positions. Programs interview applicants and create preference lists in the NRMP Registration, Ranking, and Results® (R3®) system, which offers positions to applicants in order of the program's preference through a series of offer rounds.

The universe of SOAP-eligible applicants is slightly different from that of unmatched active applicants. An applicant is eligible for SOAP if the applicant is 1) registered for the Main Residency Match, 2) eligible to enter graduate medical education on July 1 in the year of the Match, and 3) fully unmatched or partially matched (i.e., with only a preliminary or an advanced position). Applicants who do not submit rank order lists are eligible to participate in SOAP if they meet those criteria.

In 2018, 13,176 applicants were SOAP-eligible, 620 fewer than in 2017 (Table 19) despite the increased number of Match registrants (752, calculated from Table 4). That decline was mainly due to the rise in the number of fully matched applicants (i.e., those with categorical, physician, or both advanced and preliminary positions), 1,358 more than in 2017*. Because IMGs constitute the majority of SOAP-eligible applicants, the decrease in the number of SOAP-eligible IMGs was most notable: 563 fewer non-U.S. citizen IMGs and 273 fewer U.S. citizen IMGs. The number of students/graduates of osteopathic medical schools was 241 more SOAP-eligible applicants than in 2017, a result of the 1,054 more DO registrants in the Match.

In 2018, 464 of the 525 unfilled programs participated in SOAP, offering 1,171 of the 1,268 positions not filled when the matching algorithm was processed (Table 18). More than half (54.7%) of the SOAP positions were PGY-1 only: 462 Preliminary Surgery, 99 Preliminary Medicine, 10 Preliminary Obstetrics and Gynecology, 5 Preliminary Pediatrics, and 65 Transitional Year. Other specialties with large numbers of SOAP positions were Internal Medicine (171 categorical and 2 primary), Family Medicine (117), Pediatrics (53 categorical and 4 primary), and Anesthesiology (27 categorical, 5 advanced, and 16 physician). Compared with 2017, 16 more PGY-1 positions were available in SOAP. The increases were mainly in Internal Medicine (categorical and preliminary) and Transitional Year, and the decreases were in Family Medicine, Pathology, and Surgery (preliminary).

During SOAP, offers are extended to applicants based upon the number of unfilled positions remaining in the program, and a position can be re-offered in a subsequent round if an offer from a prior round is rejected or expires. In 2018, a total of 1,644 offers were sent to applicants; of those, 1,055 were accepted, 542 were rejected, and 47 expired (Figure 9). By the conclusion of SOAP, 90.1 percent (1,055 of 1,171) of the SOAP positions had been filled, resulting in a 99.4 percent over all fill rate for all positions placed in the Match.

U.S. seniors accepted 55.1 percent (581 of 1,055) of the positions filled during SOAP. Osteopathic students/graduates accepted 20.0 percent (211). International medical graduates as a whole accepted 20.2 percent (213).

*Source: NRMP Data Warehouse

Table 18

Participating Programs and Positions Filled in SOAP, 2017 - 2018

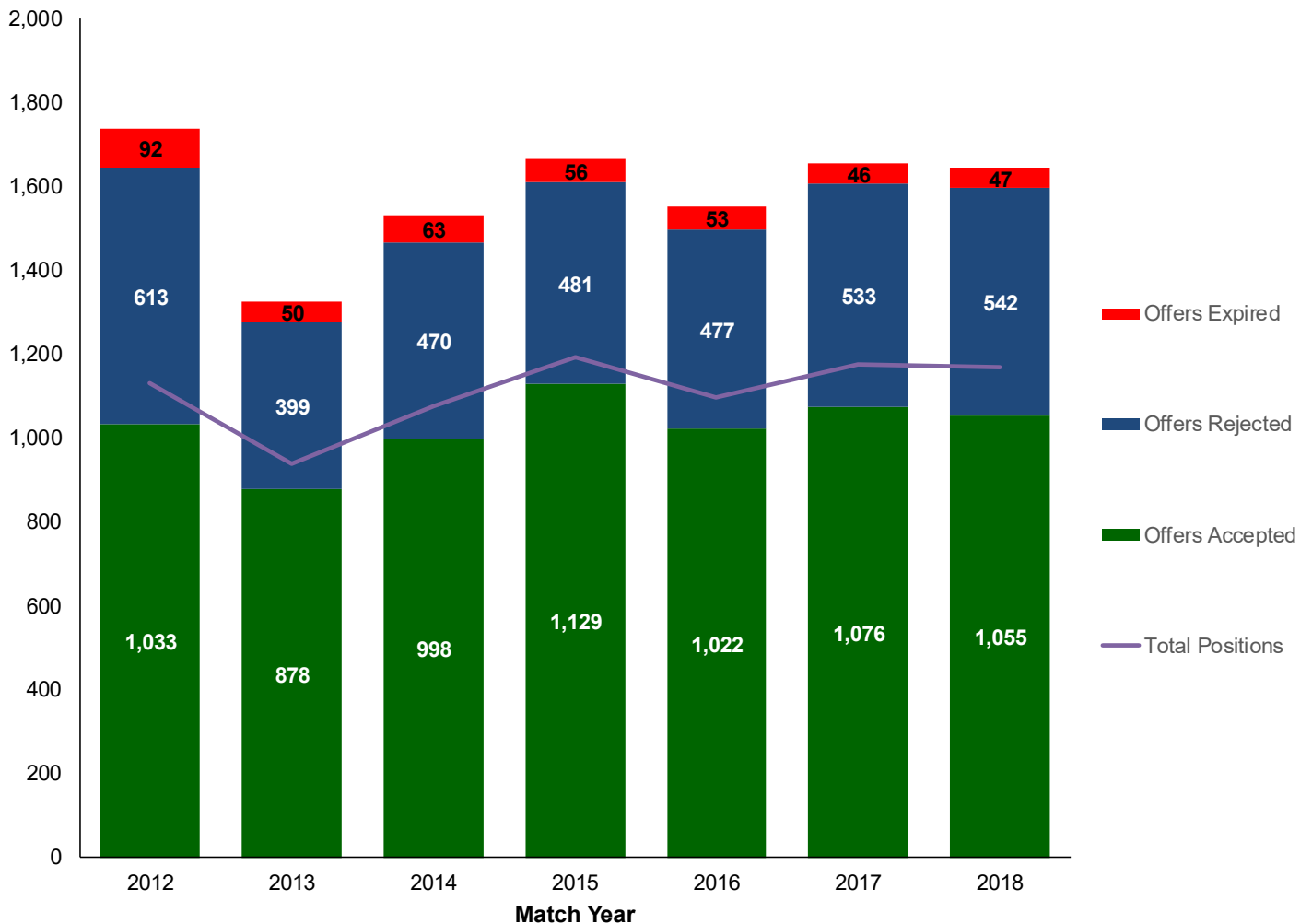
Specialty	2018				2017			
	Participating Programs	Available Positions	Filled Programs	Filled Positions	Participating Programs	Available Positions	Filled Programs	Filled Positions
PGY-1 Positions								
Anesthesiology	9	27	9	27	16	53	15	52
Child Neurology	3	3	3	3	6	6	6	6
Dermatology	1	2						
Emergency Medicine	7	10	6	8				
Family Medicine	54	117	50	106	67	141	64	138
Internal Medicine (Categorical)	51	171	45	162	35	128	30	122
Medicine-Anesthesiology					1	1	1	1
Medicine-Dermatology	1	1	1	1				
Medicine-Pediatrics	5	5	5	5	13	25	10	22
Medicine-Preliminary (PGY-1 Only)	41	99	33	88	28	67	23	59
Medicine-Preventive Med					1	2		1
Medicine-Primary	1	2	1	2				
Interventional Radiology (Integrated)					1	1	1	1
Neurology	9	12	9	12	7	12	7	12
Obstetrics-Gynecology	4	6	4	6				
OB/GYN-Preliminary (PGY-1 Only)	6	10	6	10	8	9	7	8
Orthopedic Surgery	1	1	1	1	1	1	1	1
Otolaryngology	10	11	10	11	9	11	8	10
Pathology	20	28	17	25	31	54	22	45
Pediatrics (Categorical)	20	53	18	51	12	44	12	44
Pediatrics-Anesthesiology					1	1		
Pediatrics-Emergency Med					1	1	1	1
Pediatrics-Medical Genetics					1	1	1	1
Pediatrics-Preliminary	4	5	4	5	4	5	2	3
Pediatrics-Primary	2	4	2	4	1	1	1	1
Physical Medicine & Rehab					1	1	1	1
Plastic Surgery (Integrated)	1	1	1	1	2	2	2	2
Psychiatry	5	12	5	12	2	3	2	3
Psychiatry-Neurology	1	1	1	1	2	3		1
Radiation Oncology	1	1	1	1				
Radiology-Diagnostic					1	1	1	1
Surgery (Categorical)	3	5	3	5	3	5	3	5
Surgery-Preliminary (PGY-1 Only)	145	462	114	412	138	486	105	442
Thoracic Surgery					2	3		
Transitional (PGY-1 Only)	17	65	15	63	11	31	10	30
Vascular Surgery	2	2	2	2	1	1	1	1
Total - PGY-1	424	1,116	366	1,024	407	1,100	337	1,014
PGY-2 Positions								
Anesthesiology	4	5	2	3	8	18	7	17
Child Neurology	1	1	1	1	2	2	1	1
Dermatology	1	2	1	2	3	4	3	4
Interventional Radiology (Integrated)					2	2	2	2
Neurodevelopmental Disabilities	1	1						
Neurology	2	4	2	4	6	9	6	9
Radiation Oncology	4	4	4	4	4	4	4	4
Radiology-Diagnostic	2	3	2	3	5	12	5	12
Total - PGY-2	15	20	12	17	30	51	28	49
Physician (R) Positions*								
Anesthesiology	8	16	5	8	5	6	4	5
Child Neurology	9	10	2	2	9	9	1	1
Neurodevelopmental Disabilities	4	5	1	1				
Neurology	1	1	1	1	5	5	4	4
Nuclear Medicine	1	1			1	1		
Radiation Oncology					1	1	1	1
Radiology-Diagnostic	2	2	2	2	4	4	2	2
Total - Physician	25	35	11	14	25	26	12	13
Grand Total	464	1,171	389	1,055	462	1,177	377	1,076

* Physician (R) positions are PGY-2 positions starting in the year of the Match that are reserved for applicants who have had prior graduate medical education. Physician positions are not available to senior medical students. In *Results and Data Books* prior to 2014, the numbers of R positions were small and they were included in the categorical position counts. In this report, R positions are listed separately.

Table 19 SOAP Applicants Accepting Positions by Type, 2017 - 2018

Applicant Type	2018			2017		
	Eligible Applicants	Positions Accepted	Unique Applicants Accepting Positions	Eligible Applicants	Positions Accepted	Unique Applicants Accepting Positions
Seniors of U.S. Allopathic Medical Schools	2,146	581	580	2,140	610	601
Previous Graduates of U.S. Allopathic Medical Schools	967	49	49	1,001	54	54
U.S. Citizen Students/Graduates of International Medical Schools	3,661	115	115	3,934	133	133
Non-U.S. Citizen Students/Graduates of International Medical Schools	5,240	98	97	5,803	113	112
Students/Graduates of Osteopathic Medical Schools	1,142	211	211	901	166	166
Students/Graduates of Canadian Medical Schools	17	1	1	10	0	0
Students/Graduates of Fifth Pathway Programs	3	0	0	7	0	0
Total	13,176	1,055	1,053	13,796	1,076	1,066

Figure 9 Offers Extended in SOAP,* 2012-2018



*When an applicant accepts a position, the R3 system creates an automatic rejection of position offers for which the applicant no longer is eligible. A position may be offered in multiple rounds if it has not been accepted.

NRMP Program Results lists every hospital that participated in the Main Residency Match, along with the number of positions offered and filled for each of the institution's programs.

Sponsoring institutions are arranged alphabetically within state. The listing includes the institution name (abbreviated in some instances); the program code, which identifies each program; the quota (the number of positions offered by the program); and the number of applicants matched with that program.

There are three reasons why a program that ranked an adequate number of applicants did not fill its quota: (1) the applicants preferred other programs offering positions; (2) the applicants did not rank the program; or (3) the applicants had withdrawn from the Match.

There are also three reasons why applicants may not be matched with their most preferred program: (1) the program was filled with applicants it preferred; (2) the program did not rank the applicant; or (3) the program had withdrawn from the Match.

The following types of positions are offered through the NRMP:

- Categorical (C) positions are positions in programs that expect applicants who enter in their first post graduate year to complete the training required for certification in that specialty, provided their performance is satisfactory. Categorical programs in primary care Medicine and primary care Pediatrics are designated by (M) to distinguish them from regular Medicine and Pediatrics programs.
- Preliminary (P) positions are for one or two years of training needed as a prerequisite for entering advanced positions in specialty programs that require one or more years of broad clinical training. Internal Medicine, Surgery, and Transitional programs commonly offer preliminary positions.
- Advanced (A) positions beginning in 2019 are positions in specialty programs that begin after completion of one or more years of preliminary training. Applicants without prior graduate medical education can apply for those positions while also applying for preliminary positions that are compatible with their plans.
- Physician (R) positions are PGY-2 positions starting in the year of the Match that are reserved for physicians who have had prior graduate medical

education. Physician positions are not available to U.S. senior medical students.

NRMP Program Code Structure

The NRMP program code is a **9-character** code based on the following criteria.

- The first four characters are the Institution Code.
- The fifth through the seventh characters represent the specialty code obtained from the first three digits of the program's ACGME Code and designates the specialty.

Note: See ACGME Specialty Codes on the following page.
- The eighth character represents the program type:
 - P - Preliminary program
 - C - Categorical program
 - M - Primary program
 - A - Advanced program
 - R - Physician program
 - F - Fellowship program
- The ninth character represents the track:
 - 0 - first program/track in the specialty and program type at the institution
 - 1 - second program/track in the same specialty and program type at the same institution (i.e. 34th Street Clinic)
 - 2 - third program/track in the same specialty and program type at the same institution (i.e. Rural Clinic).

Examples:

Institution: **3099** - University at Buffalo SOM
ACGME Code: **120-35-21-489** - Family Medicine
Program Type: **C** - Categorical

First Track: **0** - Buffalo General Hospital
(Main Program)

Program Code: 3099120C0

Second Track: **1** - Erie County Medical Center
Program Code: 3099120C1

Third Track: **2** - Millard Fillmore Suburban Hospital
Program Code: 3099120C2

NRMP Program Results 2018 Main Residency Match®

ACGME SPECIALTY CODES AND DESCRIPTIONS 5th, 6th, and 7th Characters of the NRMP Program Code

SPECIALTY CODE	SPECIALTY DESCRIPTION
040	Anesthesiology
080	Dermatology
110	Emergency Medicine
120	Family Medicine
140	Internal Medicine
160	Neurological Surgery
180	Neurology
185	Child Neurology (Neurology)
186	Neurodevelopmental Disabilities
200	Nuclear Medicine
220	Obstetrics and Gynecology
260	Orthopaedic Surgery
275	Osteopathic Neuromusculoskeletal Medicine
280	Otolaryngology
300	Pathology-Anatomic and Clinical
320	Pediatrics
340	Physical Medicine and Rehabilitation
360	Plastic Surgery
362	Plastic Surgery (Integrated)
380	Preventive Medicine
400	Psychiatry
416	Interventional Radiology (Integrated)
420	Radiology-Diagnostic
430	Radiation Oncology
440	Surgery-General
451	Vascular Surgery
461	Thoracic Surgery
700	Internal Medicine/Pediatrics
705	Internal Medicine/Emergency Medicine
715	Internal Medicine/Psychiatry
720	Psychiatry/Family Medicine
725	Pediatrics/Emergency Medicine
726	Pediatrics/Anesthesiology
730	Pediatrics/Psychiatry/Child and Adolescent Psychiatry
735	Pediatrics/Physical Medicine and Rehabilitation
740	Internal Medicine/Family Medicine
742	Internal Medicine/Anesthesiology
745	Internal Medicine/Neurology
751	Internal Medicine/Preventive Medicine
752	Family Medicine/Preventive Medicine
753	Family Medicine/Osteopathic Neuromusculoskeletal Medicine
755	Psychiatry/Neurology
765	Pediatrics/Medical Genetics
766	Internal Medicine/Medical Genetics
770	Diagnostic Radiology/Nuclear Medicine/Nuclear Radiology
785	Internal Medicine/Dermatology
795	Emergency Medicine/Family Medicine
796	Emergency Medicine/Anesthesiology
999	Transitional Year

NRMP Program Results 2018 Main Residency Match®

ALABAMA

Baptist Outreach Services-AL

Montgomery	Code	Quota	Matched
Family Medicine	3082120C0	8	8

Brookwood Baptist Health-AL

Birmingham	Code	Quota	Matched
Internal Medicine	1903140C0	11	11
Medicine-Preliminary	1903140P0	1	1
Med-Prelim/UAB PM&R	1903140P1	4	4
Pathology	1903300C0	2	2
Radiology-Diagnostic	1903420C0	3	3
General Surgery	1903440C0	5	5
Surgery-Preliminary	1903440P0	5	1
Transitional	1903999P0	16	16

Cahaba Medical Care-AL

Centreville	Code	Quota	Matched
Family Medicine/Rural	1590120C0	3	3
Family Medicine/Urban	1590120C1	7	6

South Baldwin Reg Med Ctr-AL

Foley	Code	Quota	Matched
Family Medicine	2143120C0	8	8

Southeast Alabama Med Ctr

Dothan	Code	Quota	Matched
Internal Medicine	2132140C0	13	13

St Vincents East-AL

Birmingham	Code	Quota	Matched
Family Medicine	3060120C0	5	5

Tuscaloosa Coll Comm Health Sciences-AL

Tuscaloosa	Code	Quota	Matched
Family Medicine	2955120C0	16	16

U Alabama Med Ctr-Birmingham

Birmingham	Code	Quota	Matched
Anesthesiology	1007040C0	21	21
Dermatology	1007080A0	4	4
Dermatology/Military	1007080A1	1	0
Dermatology	1007080R0	2	1
Emergency Medicine	1007110C0	10	10
Internal Medicine	1007140C0	37	37
Int Med/ABIM Research Pathway	1007140C2	0	0
Medicine-Preliminary	1007140P0	4	2
Neurological Surgery	1007160C0	3	3
Neurology	1007180C0	8	8
Child Neurology	1007185C0	1	1
Obstetrics-Gynecology	1007220C0	8	8
Orthopaedic Surgery	1007260C0	6	6
Otolaryngology	1007280C0	4	4
Pathology	1007300C0	6	6
Pathology/IMG funded	1007300C1	2	2
Pediatrics	1007320C0	24	24
Phys Medicine & Rehab	1007340A0	4	4
Psychiatry	1007400C0	9	9
Interventional Radiology (Integ)	1007416A0	2	2

Radiology-Diagnostic	1007420A0	7	7
Radiation Oncology	1007430A0	3	3
General Surgery	1007440C0	8	8
Surg-Prelim/SACM	1007440P0	2	1
Surg-Prelim/Urology	1007440P1	3	3
Surgery-Preliminary	1007440P2	1	1
Vascular Surgery	1007451C0	1	1
Medicine-Pediatrics	1007700C0	4	4
Pediatrics-Medical Genetics	1007765C0	1	1

U Alabama SOM-Huntsville

Huntsville	Code	Quota	Matched
Family Medicine	2947120C0	12	12
Internal Medicine	2947140C0	7	7
Internal Medicine/SACM	2947140C1	1	0

U Alabama SOM-Montgomery

Montgomery	Code	Quota	Matched
Internal Medicine	1009140C0	8	8
Medicine-Preliminary	1009140P0	3	0

U South Alabama Hospitals

Mobile	Code	Quota	Matched
Family Medicine	1852120C0	6	6
Internal Medicine	1852140C0	14	14
Medicine-Preliminary	1852140P0	6	5
Neurology	1852180C0	3	1
Obstetrics-Gynecology	1852220C0	4	4
Orthopaedic Surgery	1852260C0	3	3
Pathology	1852300C0	4	3
Pediatrics	1852320C0	12	12
Psychiatry	1852400C0	5	5
Radiology-Diagnostic	1852420A0	4	4
General Surgery	1852440C0	5	5
Surgery-Preliminary	1852440P0	3	3
Medicine-Pediatrics	1852700C0	3	2

UAB Selma Fam Med Res-AL

Selma	Code	Quota	Matched
Family Medicine	3061120C0	6	6

ALASKA

Providence Hospital-AK

Anchorage	Code	Quota	Matched
Family Medicine	1313120C0	8	8

ARIZONA

Abrazo Central Campus-AZ

Phoenix	Code	Quota	Matched
Family Medicine	2002120C0	7	7

HonorHealth-AZ

Scottsdale	Code	Quota	Matched
Family Medicine/Osborn	1929120C0	8	8
Internal Med/Thompson Peak	1929140C0	6	3
General Surgery/Lincoln	1929440C0	2	2

Maricopa Med Ctr-AZ

Phoenix	Code	Quota	Matched
Emergency Medicine	1898110C0	14	14

NRMP Program Results 2018 Main Residency Match®

Maricopa Med Ctr-AZ (Continued)

Internal Medicine	1898140C0	17	17
Medicine-Preliminary	1898140P0	4	4
Ob-Gyn/Phoenix Integ	1898220C0	8	8
Ob-Gyn/Preliminary	1898220P0	1	1
Psychiatry	1898400C0	6	6
Radiology-Diagnostic	1898420A0	3	3
General Surgery	1898440C0	4	4
Surgery-Preliminary	1898440P2	9	2

Mayo Clinic School of Grad Med Educ-AZ

Scottsdale	Code	Quota	Matched
Anesthesiology	3200040C0	3	3
Dermatology	3200080C0	2	2
Internal Medicine	3200140C0	12	12
Medicine-Primary	3200140M0	0	0
Neurology	3200180C0	3	3
Orthopaedic Surgery	3200260C0	2	2
Otolaryngology	3200280C0	2	2
Plastic Surgery (Integrated)	3200362C0	1	1
Radiology-Diagnostic	3200420A0	4	4
Radiology-Diagnostic	3200420R0	1	1
Radiation Oncology	3200430C0	1	1
General Surgery	3200440C0	4	4
Surgery-Preliminary	3200440P0	1	1
Surg-Prelim/Urology	3200440P1	2	2

Phoenix Childrens Hospital-AZ

Phoenix	Code	Quota	Matched
Child Neurology	2952185A1	1	1
Child Neurology	2952185C0	3	3
Pediatrics	2952320C0	32	32

St Josephs Hospital-AZ

Phoenix	Code	Quota	Matched
Family Medicine	1012120C0	8	8
Internal Medicine	1012140C0	9	9
Medicine-Preliminary	1012140P0	3	3
Neurological Surgery	1012160C0	4	4
Neurology	1012180C0	7	7
Radiology-Diagnostic	1012420A0	5	5
General Surgery	1012440C0	3	3
Surgery-Preliminary	1012440P0	3	0

Tucson Hospitals Med Ed-AZ

Tucson	Code	Quota	Matched
Transitional	1014999P0	12	12

U Arizona COM at South Campus

Tucson	Code	Quota	Matched
Emergency Medicine	1371110C0	6	6
Family Medicine	1371120C0	8	7
Internal Medicine	1371140C0	10	10

U Arizona COM at Tucson

Tucson	Code	Quota	Matched
Anesthesiology	1015040A0	13	13
Dermatology	1015080A2	2	2
Dermatology	1015080R0	1	1
Emergency Medicine	1015110C0	15	15

Family Medicine	1015120C0	8	7
Internal Medicine	1015140C0	28	28
Medicine-Preliminary	1015140P0	8	8
Neurological Surgery	1015160C0	1	1
Neurology	1015180C0	6	6
Obstetrics-Gynecology	1015220C0	4	4
Orthopaedic Surgery	1015260C0	4	4
Otolaryngology	1015280C0	1	1
Pathology	1015300C0	3	3
Pediatrics	1015320C0	16	16
Psychiatry	1015400C0	12	12
Interventional Radiology (Integ)	1015416A0	1	1
Radiology-Diagnostic	1015420A0	8	8
Radiation Oncology	1015430A0	1	1
General Surgery	1015440C0	8	8
Surgery-Preliminary	1015440P0	8	4
Surg-Prelim/Urology	1015440P1	2	2
Vascular Surgery	1015451C0	1	1
Pediatrics-Emergency Med	1015725C0	3	3

U Arizona COM-Phoenix

Phoenix	Code	Quota	Matched
Family Medicine	1011120C0	8	8
Internal Medicine	1011140C0	22	22
Medicine-Preliminary	1011140P0	8	8
Med-Prelim/Neurology	1011140P1	3	3
Neurology	1011180A0	3	3
Obstetrics-Gynecology	1011220C0	9	9
Orthopaedic Surgery	1011260C0	4	4
Psychiatry	1011400C0	5	5
General Surgery	1011440C0	7	7
Surgery-Preliminary	1011440P1	5	3
Medicine-Pediatrics	1011700C0	6	6

Yuma Regional Med Ctr-AZ

Yuma	Code	Quota	Matched
Family Medicine	1488120C1	6	6

ARKANSAS

U Arkansas COM-Little Rock

Little Rock	Code	Quota	Matched
Anesthesiology	1018040C0	14	14
Anesthesiology	1018040R0	1	1
Dermatology	1018080C0	3	3
Emergency Medicine	1018110C0	10	10
Family Medicine	1018120C0	6	6
Internal Medicine	1018140C0	20	20
Neurological Surgery	1018160C0	1	1
Neurology	1018180C0	4	4
Child Neurology	1018185C0	1	1
Child Neurology	1018185R0	1	0
Obstetrics-Gynecology	1018220C0	5	5
Orthopaedic Surgery	1018260C0	5	5
Orthopaedic Surgery	1018260C1	1	0
Otolaryngology	1018280C0	3	3
Pathology	1018300C0	4	4
Pediatrics	1018320C0	23	23
Phys Medicine & Rehab	1018340C0	4	4
Psychiatry	1018400C0	8	8

NRMP Program Results 2018 Main Residency Match®

U Arkansas COM-Little Rock (Continued)

Interventional Radiology (Integ)	1018416C0	1	1
Radiology-Diagnostic	1018420C0	7	7
Rad-Diag/NuRad	1018420C3	1	1
Radiation Oncology	1018430A0	1	1
General Surgery	1018440C0	5	5
Surgery-Preliminary	1018440P0	5	2
Vascular Surgery	1018451C0	1	0
Medicine-Pediatrics	1018700C0	4	4
Transitional	1018999P0	5	0

U Arkansas-Fayetteville Comm Progs

Fayetteville	Code	Quota	Matched
Internal Medicine	1871140C0	8	8

UAMS Regional Centers-AR

Little Rock	Code	Quota	Matched
Family Medicine/Fayetteville	1582120C0	9	9
Family Medicine/Fort Smith	1582120C1	8	8
Family Medicine/Jonesboro	1582120C2	8	7
Family Medicine/Magnolia	1582120C3	2	2
Family Medicine/Pine Bluff	1582120C4	9	9
Family Medicine/Texarkana	1582120C5	8	8

Unity Health-AR

Searcy	Code	Quota	Matched
Emergency Medicine	2104110C0	6	5
Family Medicine	2104120C0	4	1
Internal Medicine	2104140C0	6	3
Psychiatry	2104400C0	4	4

White River Health System-AR

Batesville	Code	Quota	Matched
Internal Medicine	1991140C0	10	10

CALIFORNIA

Adventist Med Ctr-Hanford-CA

Hanford	Code	Quota	Matched
Family Medicine	2029120C0	4	4

Alameda Health Sys-Highland Hosp-CA

Oakland	Code	Quota	Matched
Emergency Medicine	1041110C0	12	12
Internal Medicine	1041140C0	11	11
Medicine-Primary	1041140M0	6	6
Medicine-Preliminary	1041140P0	13	13

Arrowhead Reg Med Ctr-CA

Colton	Code	Quota	Matched
Emergency Medicine	1047110C0	8	8
Family Medicine	1047120C0	14	14
Internal Medicine	1047140C0	12	8
Obstetrics-Gynecology	1047220C0	3	3
Psychiatry	1047400C0	6	6
General Surgery	1047440C0	4	4
Surgery-Preliminary	1047440P0	4	0

CA Pacific Med Center

San Francisco	Code	Quota	Matched
Internal Medicine	1061140C0	14	14

Medicine-Preliminary	1061140P0	12	12
Med-Prelim/Neurology	1061140P1	2	2
Psychiatry	1061400C0	4	4
Radiation Oncology	1061430A0	1	1

California Hosp Med Ctr

Los Angeles	Code	Quota	Matched
Family Medicine	2092120C0	8	8

Cedars-Sinai Medical Center-CA

Los Angeles	Code	Quota	Matched
Anesthesiology	1030040C0	12	12
Anesthesiology	1030040R1	2	2
Internal Medicine	1030140C0	21	21
Medicine-Primary	1030140M0	7	7
Medicine-Preliminary	1030140P0	5	5
Med-Prelim/Neurology	1030140P1	4	4
Neurological Surgery	1030160C0	2	2
Neurology	1030180A0	4	4
Obstetrics-Gynecology	1030220C0	7	7
Orthopaedic Surgery	1030260C0	4	4
Pathology	1030300C0	1	1
Pathology/Phys Scientist	1030300C1	2	2
Radiology-Diagnostic	1030420A0	3	3
Radiation Oncology	1030430A0	1	1
General Surgery	1030440C0	5	5
Surg-Prelim/Urology	1030440P1	2	2

Charles R Drew University-CA

Los Angeles	Code	Quota	Matched
Family Medicine	2114120C0	8	8
Psychiatry	2114400C0	6	6

Childrens Hospital-LA-CA

Los Angeles	Code	Quota	Matched
Child Neurology	1031185C0	3	3
Child Neurology	1031185R0	1	1
Pediatrics	1031320C0	30	30
Pediatrics-Preliminary	1031320P1	0	0

Childrens Hospital-Oakland-CA

Oakland	Code	Quota	Matched
Pediatrics	1939320C0	26	26
Peds-Prelim/Child Neurology	1939320P0	1	1

Chino Valley Med Ctr-CA

Chino	Code	Quota	Matched
Family Medicine	2150120C0	6	6

Citrus Valley Health Partners-CA

West Covina	Code	Quota	Matched
Family Medicine	1974120C0	10	10

City Of Hope-CA

Duarte	Code	Quota	Matched
Radiation Oncology	1183430A0	1	1

Clinica Sierra Vista-CA

Bakersfield	Code	Quota	Matched
Family Medicine	1708120C0	6	6

NRMP Program Results 2018 Main Residency Match®

College Med Ctr-CA

	Code	Quota	Matched
Long Beach			
Internal Medicine	2133140C0	1	0

Community Mem Health Sys-CA

	Code	Quota	Matched
Ventura			
Family Medicine	2018120C0	5	3
Internal Medicine	2018140C0	3	1

Contra Costa Reg Med Ctr-CA

	Code	Quota	Matched
Martinez			
Family Medicine	2071120C0	13	13

Desert Regional Med Ctr-CA

	Code	Quota	Matched
Palm Springs			
Emergency Medicine	2131110C0	8	8

Dignity Health Northridge Hosp Med Ctr-CA

	Code	Quota	Matched
Northridge			
Family Medicine	3036120C1	8	8

Dignity Methodist Hosp-Sacramento-CA

	Code	Quota	Matched
Sacramento			
Family Medicine	1140120C0	7	7

Eisenhower Medical Center-CA

	Code	Quota	Matched
Rancho Mirage			
Family Medicine	1485120C0	12	12
Internal Medicine	1485140C0	20	20

Family Health Ctrs of San Diego-CA

	Code	Quota	Matched
San Diego			
Family Medicine	1682120C0	6	6

Glendale Adventist Med Ctr-CA

	Code	Quota	Matched
Glendale			
Family Medicine	1023120C0	8	8

Harbor-UCLA Med Ctr-CA

	Code	Quota	Matched
Torrance			
Anesthesiology	1067040C0	7	7
Dermatology	1067080A0	2	2
Emergency Medicine	1067110C0	16	16
Family Medicine	1067120C0	12	12
Internal Medicine	1067140C0	13	13
Medicine-Preliminary	1067140P0	10	10
Med-Prelim/Radiology	1067140P1	4	4
Med-Prelim/Dermatology	1067140P2	1	1
Neurology	1067180C0	3	3
Obstetrics-Gynecology	1067220C0	5	5
Orthopaedic Surgery	1067260C0	5	5
Pathology	1067300C0	4	4
Pediatrics	1067320C0	10	10
Psychiatry	1067400C0	7	7
Radiology-Diagnostic	1067420A0	6	6
General Surgery	1067440C0	6	6
Surgery-Preliminary	1067440P0	14	1
Surg-Prelim/Radiology	1067440P2	0	0

Hemet Valley Med Ctr-CA

	Code	Quota	Matched
Hemet			
Internal Medicine	2124140C0	2	2

Huntington Memorial Hosp-CA

	Code	Quota	Matched
Pasadena			
Internal Medicine	1044140C0	7	0
Medicine-Preliminary	1044140P0	5	5
General Surgery	1044440C0	3	3
Surgery-Preliminary	1044440P0	2	2

John Muir Health-CA

	Code	Quota	Matched
Walnut Creek			
Family Medicine	1917120C0	8	7

Kaiser Permanente-Fontana-CA

	Code	Quota	Matched
Fontana			
Family Medicine	2037120C0	9	9
Internal Medicine	2037140C0	6	6
Psychiatry	2037400C0	6	6

Kaiser Permanente-Los Angeles-CA

	Code	Quota	Matched
Pasadena			
Dermatology	2055080A0	2	2
Family Med/LA Med Ctr	2055120C0	9	9
Internal Medicine	2055140C0	10	10
Internal Medicine/MPH	2055140C1	1	1
Internal Med/Research	2055140C2	1	1
Medicine-Preliminary	2055140P0	8	8
Neurology	2055180C0	3	1
Obstetrics-Gynecology	2055220C0	5	5
Pediatrics	2055320C0	7	7
Pediatrics-Preliminary	2055320P0	1	0
Radiology-Diagnostic	2055420C0	3	3
Radiation Oncology	2055430A0	2	2
General Surgery	2055440C0	4	4
Surgery-Preliminary	2055440P0	5	5
Surg-Prelim/Urology	2055440P1	2	2

Kaiser Permanente-Napa/Solano-CA

	Code	Quota	Matched
Vallejo			
Family Medicine	1637120C0	6	6

Kaiser Permanente-Oakland-CA

	Code	Quota	Matched
Oakland			
Internal Medicine	1042140C0	9	9
Internal Medicine/MPH	1042140C1	2	2
Med-Primary/Equity & Disparities	1042140M0	2	2
Medicine-Preliminary	1042140P0	6	6
Obstetrics-Gynecology	1042220C0	4	4
Otolaryngology	1042280C0	2	2
Pediatrics	1042320C0	9	9
Pediatrics/MPH	1042320C1	1	1

Kaiser Permanente-Orange Co-CA

	Code	Quota	Matched
Santa Ana			
Family Medicine	1073120C0	8	8

Kaiser Permanente-Riverside-CA

	Code	Quota	Matched
Riverside			
Family Medicine	3620120C0	6	6

NRMP Program Results 2018 Main Residency Match®

Kaiser Permanente-SF-CA

San Francisco	Code	Quota	Matched
Internal Medicine	1959140C0	8	8
Medicine-Preliminary	1959140P0	8	8
Med-Prelim/Stanford-Anesth	1959140P1	0	0
Obstetrics-Gynecology	1959220C0	4	4
Medicine-Preventive Med	1959751C0	2	2

Kaiser Permanente-San Diego-CA

San Diego	Code	Quota	Matched
Emergency Medicine	1454110C0	6	6
Family Medicine	1454120C0	6	6

Kaiser Permanente-San Jose-CA

San Jose	Code	Quota	Matched
Family Medicine	2119120C0	6	6

Kaiser Permanente-Santa Clara-CA

Santa Clara	Code	Quota	Matched
Internal Medicine	2135140C0	13	13
Medicine-Primary/CHOICE	2135140M0	2	2
Medicine-Preliminary	2135140P0	4	4
Obstetrics-Gynecology	2135220C0	4	4

Kaiser Permanente-Santa Rosa-CA

Santa Rosa	Code	Quota	Matched
Family Medicine	2115120C0	6	6

Kaiser Permanente-Woodland Hills-CA

Woodland Hills	Code	Quota	Matched
Family Medicine	1001120C0	6	6

Kaweah Delta Health Care District-CA

Visalia	Code	Quota	Matched
Anesthesiology	1572040C0	4	4
Emergency Medicine	1572110C0	13	13
Family Medicine	1572120C0	7	7
Psychiatry	1572400C0	6	6
General Surgery	1572440C0	3	3
Surgery-Preliminary	1572440P0	1	1
Transitional	1572999P0	12	12

Kern Medical Center-CA

Bakersfield	Code	Quota	Matched
Emergency Medicine	1921110C0	7	7
Internal Medicine	1921140C0	10	10
Obstetrics-Gynecology	1921220C0	3	3
Psychiatry	1921400C0	6	6
General Surgery	1921440C0	2	2
Surgery-Preliminary	1921440P0	2	0

Loma Linda University-CA

Loma Linda	Code	Quota	Matched
Anesthesiology	1024040C0	14	14
Dermatology	1024080A0	2	2
Emergency Medicine	1024110C0	15	15
Family Medicine	1024120C0	9	9
Internal Medicine	1024140C0	24	24
Medicine-Primary	1024140M0	2	2
Med-Primary/Global Health	1024140M1	1	1
Medicine-Preliminary	1024140P0	11	11

Neurological Surgery	1024160C0	1	1
Neurology	1024180C0	4	4
Child Neurology	1024185C0	1	1
Obstetrics-Gynecology	1024220C0	8	8
Orthopaedic Surgery	1024260C0	5	5
Otolaryngology	1024280C0	3	3
Pathology	1024300C0	4	4
Pediatrics	1024320C0	23	19
Pediatrics-Primary	1024320M0	4	4
Phys Medicine & Rehab	1024340A0	1	1
Phys Medicine & Rehab	1024340C0	4	4
Plastic Surgery (Integrated)	1024362C0	2	2
Psychiatry	1024400C0	8	8
Psychiatry - Child Track	1024400C2	2	2
Interventional Radiology (Integ)	1024416C0	2	2
Radiology-Diagnostic	1024420A0	8	8
Radiation Oncology	1024430A0	1	1
General Surgery	1024440C0	3	3
Gen Surg/Dedicated Research	1024440C1	3	3
Surgery-Preliminary	1024440P0	5	5
Surg-Prelim/Urology	1024440P3	2	2
Medicine-Pediatrics	1024700C0	4	4
Medicine-Anesthesiology	1024742C0	2	2
Family Med-Preventive Med	1024752C0	2	2
Transitional	1024999P0	5	3
Transitional/Preventive Med	1024999P1	1	1
Transitional/Occupational Med	1024999P2	0	0
Transitional/OMFS	1024999P4	2	2

Long Beach Mem Med Ctr-CA

Long Beach	Code	Quota	Matched
Family Medicine	1027120C0	8	8

Marian Regional Medical Center-CA

Santa Maria	Code	Quota	Matched
Family Medicine	1690120C0	6	6
Obstetrics-Gynecology	1690220C0	3	3

Mercy Med Ctr-Merced-CA

Merced	Code	Quota	Matched
Family Medicine	3080120C0	8	8

Mercy Med Ctr-Redding-CA

Redding	Code	Quota	Matched
Family Medicine/MFHC	3081120C0	6	6

Natividad Med Ctr-CA

Salinas	Code	Quota	Matched
Family Medicine	2971120C0	10	10

Olive View-UCLA Med Ctr-CA

Sylmar	Code	Quota	Matched
Internal Medicine	2950140C0	21	21
Medicine-Preliminary	2950140P0	12	12

Pomona Valley Hosp-CA

Pomona	Code	Quota	Matched
Family Medicine	1350120C0	8	8

NRMP Program Results 2018 Main Residency Match®

Presby Intercommunity Hosp-CA

Whittier	Code	Quota	Matched
Family Medicine	2013120C0	3	3
Fam Med/Tropical Med	2013120C1	2	0
Fam Med/Chronic Dz Mgmt	2013120C2	1	1

Riverside Community Hospital-CA

Riverside	Code	Quota	Matched
Emergency Medicine	1877110C0	8	8
Family Medicine	1877120C0	8	8
Internal Medicine	1877140C0	15	15
Medicine-Preliminary	1877140P0	10	10
Neurology	1877180C0	3	3
General Surgery	1877440C0	3	3
Surgery-Preliminary	1877440P0	3	0
Transitional	1877999P0	13	13

Riverside University Health Sys-CA

Moreno Valley	Code	Quota	Matched
Anesthesiology	1850040C0	5	2
Family Medicine	1850120C0	12	12
General Surgery	1850440C0	4	4
Surgery-Preliminary	1850440P0	2	0

San Joaquin Gen Hosp-CA

French Camp	Code	Quota	Matched
Family Medicine	1021120C0	8	8
Internal Medicine	1021140C0	8	8
Medicine-Preliminary	1021140P0	3	3
General Surgery	1021440C0	3	2
Surgery-Preliminary	1021440P1	3	1

San Mateo Behavioral Hlth & Recovery Svcs-CA

San Mateo	Code	Quota	Matched
Psychiatry	1010400C0	4	4

Santa Barbara Cottage Hosp-CA

Santa Barbara	Code	Quota	Matched
Internal Medicine	1064140C0	8	8
Medicine-Preliminary	1064140P0	5	5
Radiology-Diagnostic	1064420A0	4	4
General Surgery	1064440C0	3	3

Santa Clara Valley Med Ctr-CA

San Jose	Code	Quota	Matched
Internal Medicine	1063140C0	16	16
Medicine-Preliminary	1063140P0	10	10
Med-Prelim/Neurology	1063140P1	2	2
Obstetrics-Gynecology	1063220C0	4	4
Radiology-Diagnostic	1063420A0	4	4
Radiology-Diagnostic	1063420R0	2	2
Transitional	1063999P0	15	15

Scripps Clinic/Green Hospital-CA

La Jolla	Code	Quota	Matched
Internal Medicine	1340140C0	14	14
Internal Med/Research	1340140C1	1	1

Scripps Mercy Hosp-Chula Vista-CA

Chula Vista	Code	Quota	Matched
Family Medicine	1375120C0	8	8

Scripps Mercy Hosp-San Diego-CA

San Diego	Code	Quota	Matched
Internal Medicine	1048140C0	12	12
Transitional	1048999P0	12	12
Transitional/Anesthesia	1048999P2	6	6

Shasta Community Health Ctr-CA

Redding	Code	Quota	Matched
Family Medicine	1531120C0	3	3

St Agnes Med Ctr-CA

Fresno	Code	Quota	Matched
Internal Medicine	2138140C0	12	12
Medicine-Preliminary	2138140P0	4	4

St Mary Med Ctr-Long Beach-CA

Long Beach	Code	Quota	Matched
Internal Medicine	1025140C0	7	6
Medicine-Primary	1025140M0	1	1
Medicine-Preliminary	1025140P0	6	4

St Marys Medical Ctr-SF-CA

San Francisco	Code	Quota	Matched
Internal Medicine	1057140C0	8	8
Medicine-Preliminary	1057140P0	8	8
Orthopaedic Surgery	1057260C0	3	3

Stanford Univ Progs-CA

Stanford	Code	Quota	Matched
Anesthesiology	1820040A0	16	16
Anesthesiology	1820040C0	8	8
Anesthesiology	1820040R0	1	1
Dermatology	1820080A0	9	9
Emergency Medicine	1820110C0	15	15
Family Medicine/OConnor	1820120C0	8	8
Internal Medicine	1820140C0	35	35
Internal Med/Global Health	1820140C1	2	2
Med-Prelim/Neurology	1820140P1	4	4
Neurological Surgery	1820160C0	3	3
Neurology	1820180A0	10	10
Child Neurology	1820185C0	3	3
Obstetrics-Gynecology	1820220C0	6	6
Orthopaedic Surgery	1820260C0	7	7
Otolaryngology	1820280C0	4	4
Otolaryngology/Research	1820280C1	1	1
Pathology	1820300C0	6	6
Clinical Pathology Track	1820300C1	3	3
Path-Anatomic Neuro Track	1820300C2	1	1
Pediatrics	1820320C0	22	22
Pediatrics/Research Trk	1820320C1	4	4
Phys Medicine & Rehab	1820340A0	7	7
Plastic Surgery (Integrated)	1820362C0	3	3
Psychiatry	1820400C0	11	11
Psychiatry/Research	1820400C1	1	1
Interventional Radiology (Integ)	1820416A0	3	3
Radiology-Diagnostic	1820420A0	9	9
Radiation Oncology	1820430A0	4	4
General Surgery	1820440C0	5	5
General Surgery/SASS	1820440C1	2	2
Surgery-Preliminary	1820440P0	6	4

NRMP Program Results 2018 Main Residency Match®

Stanford Univ Progs-CA (Continued)

Surg-Prelim/Urology	1820440P2	3	3
Surg-Prelim/PGY2	1820440P3	1	0
Vascular Surgery	1820451C0	1	1
Thoracic Surgery	1820461C0	2	2
Pediatrics-Anesthesiology	1820726C0	3	3
Medicine-Anesthesiology	1820742C0	3	3
Pediatrics-Medical Genetics	1820765C0	2	2
Radiology-Nuclear Medicine	1820770A0	1	1
Trans/Anesthesiology Santa Clara	1820999P0	1	1

Sutter Health-CA

Sacramento	Code	Quota	Matched
Family Med/Sacramento	1135120C0	5	5
Family Medicine/Davis	1135120C1	2	2

Sutter Med Ctr of Santa Rosa-CA

Santa Rosa	Code	Quota	Matched
Family Medicine	1065120C0	12	12

U Southern California

Los Angeles	Code	Quota	Matched
Anesthesiology	1033040C0	18	17
Dermatology	1033080A0	4	4
Emergency Medicine	1033110C0	18	18
Internal Medicine	1033140C0	55	55
Neurological Surgery	1033160C0	3	3
Neurology	1033180A0	6	6
Obstetrics-Gynecology	1033220C0	9	9
Orthopaedic Surgery	1033260C0	8	8
Otolaryngology	1033280C0	4	4
Pathology	1033300C0	6	6
Pediatrics	1033320C0	11	11
Plastic Surgery (Integrated)	1033362C0	3	3
Psychiatry	1033400C0	12	12
Interventional Radiology (Integ)	1033416A0	2	2
Radiology-Diagnostic	1033420A0	8	8
Radiation Oncology	1033430A0	1	1
General Surgery	1033440C0	7	7
Surg-Prelim/OMS	1033440P3	2	2
Surg-Prelim/Urology	1033440P4	3	3
Vascular Surgery	1033451C0	1	1
Thoracic Surgery	1033461C0	2	2
Medicine-Pediatrics	1033700C0	6	6

UC Davis Med Ctr-CA

Sacramento	Code	Quota	Matched
Anesthesiology	1046040C0	14	14
Anesthesiology	1046040R0	1	1
Dermatology	1046080A0	5	5
Dermatology	1046080R0	1	1
Emergency Medicine	1046110C0	15	15
Emergency Med/AF Civ Sponsored	1046110C1	3	3
Family Medicine	1046120C0	12	9
Family Medicine/OB	1046120C2	1	1
Internal Medicine	1046140C0	23	23
Medicine-Primary	1046140M0	4	4
Neurological Surgery	1046160C0	2	2
Neurology	1046180C0	6	6

Obstetrics-Gynecology	1046220C0	7	7
Orthopaedic Surgery	1046260C0	4	4
Ortho Surg/6 Yr Prog	1046260C1	1	1
Otolaryngology	1046280C0	3	3
Pathology	1046300C0	4	4
Pediatrics	1046320C0	13	13
Phys Medicine & Rehab	1046340A0	1	1
Phys Medicine & Rehab	1046340C0	2	2
Plastic Surgery (Integrated)	1046362C0	1	1
Psychiatry	1046400C0	9	9
Radiology-Diagnostic	1046420A0	7	7
Radiation Oncology	1046430A0	1	1
General Surgery	1046440C0	7	7
Surgery-Preliminary	1046440P0	5	5
Vascular Surgery	1046451C0	1	1
Thoracic Surgery	1046461C0	1	1
Medicine-Psychiatry	1046715C1	2	2
Psychiatry-Family Med	1046720C0	2	2
Radiology-Nuclear Medicine	1046770A0	1	1

UC Irvine Med Ctr-CA

Orange	Code	Quota	Matched
Anesthesiology	1043040C0	11	11
Anes/Critical Care Med	1043040C1	0	0
Anesthesiology	1043040R0	1	1
Dermatology	1043080A0	5	5
Emergency Medicine	1043110C0	8	8
Family Medicine	1043120C0	9	9
Internal Medicine	1043140C0	22	22
Medicine-Preliminary	1043140P0	21	20
Med-Prelim/Neurology	1043140P1	4	4
Neurological Surgery	1043160C0	1	1
Neurology	1043180A0	5	5
Child Neurology	1043185C0	2	2
Obstetrics-Gynecology	1043220C0	7	7
Orthopaedic Surgery	1043260C0	4	4
Otolaryngology	1043280C0	2	2
Pathology	1043300C0	3	3
Pediatrics/UCI-CHOC	1043320C1	27	27
Phys Medicine & Rehab	1043340A0	5	5
Plastic Surgery (Integrated)	1043362C0	3	3
Psychiatry	1043400C0	9	9
Interventional Radiology (Integ)	1043416A0	1	1
Radiology-Diagnostic	1043420A0	6	6
General Surgery	1043440C0	6	6
Surg-Prelim/Non-designated	1043440P0	4	1
Surg-Prelim/Urology	1043440P1	2	2

UC Riverside SOM-CA

Riverside	Code	Quota	Matched
Family Medicine/Palm Springs	1522120C0	8	8
Internal Medicine	1522140C0	12	12
Obstetrics-Gynecology	1522220C0	4	4
Psychiatry	1522400C0	6	6

UC San Diego Med Ctr-CA

San Diego	Code	Quota	Matched
Anesthesiology	1049040A0	14	14
Anesthesiology	1049040R0	1	1
Anesthesiology/Military	1049040R1	1	0

NRMP Program Results 2018 Main Residency Match®

UC San Diego Med Ctr-CA (Continued)

Dermatology	1049080A0	5	5
Emergency Medicine	1049110C0	10	10
Emergency Med/Military	1049110C1	1	1
Family Medicine	1049120C0	8	8
Internal Medicine	1049140C0	33	33
Int Med/Investigator Path	1049140C1	3	3
Medicine-Preliminary	1049140P0	8	8
Med-Prelim/Anesthesia	1049140P1	2	2
Med- Prelim/Int Radiology	1049140P2	1	1
Neurological Surgery	1049160C0	2	2
Neurology	1049180A0	6	6
Child Neurology	1049185C0	2	2
Obstetrics-Gynecology	1049220C0	6	6
Orthopaedic Surgery	1049260C0	4	4
Otolaryngology	1049280C0	3	3
Pathology	1049300C0	4	4
Pediatrics	1049320C0	17	17
Plastic Surgery (Integrated)	1049362C0	2	2
Psychiatry	1049400C0	8	8
Psychiatry/Research	1049400C1	2	2
Psychiatry/Community	1049400C2	2	2
Interventional Radiology (Integ)	1049416A0	1	1
Interventional Rad (Integ)/Research	1049416A1	1	1
Radiology-Diagnostic	1049420A0	5	5
Rad-Diag/Research	1049420A1	2	2
Rad-Diag/IMG Track	1049420A2	3	2
Radiology-Diagnostic/Military	1049420A3	1	0
Radiology-Diagnostic	1049420R0	1	0
Radiation Oncology	1049430A0	3	3
General Surgery	1049440C0	7	7
Surgery-Preliminary	1049440P0	1	1
Surg-Prelim/Urology	1049440P2	3	3
Medicine-Pediatrics	1049700C0	4	4
Psychiatry-Family Med	1049720C0	2	2

UC San Francisco-CA

San Francisco	Code	Quota	Matched
Anesthesiology	1062040A0	12	12
Anesthesiology	1062040C0	8	8
Anesthesiology/Research	1062040C1	2	2
Anesthesiology/Critical Care	1062040C2	0	0
Anesthesiology	1062040R0	3	3
Dermatology	1062080A0	5	5
Derm-2+2/Scientists	1062080A1	2	2
Emergency Medicine	1062110C0	14	14
Family Medicine	1062120C0	15	15
Internal Medicine	1062140C0	44	44
Medicine-Primary/UC	1062140M0	10	10
Medicine-Primary/SFGH	1062140M1	8	8
Neurological Surgery	1062160C0	3	3
Neurology	1062180A0	1	1
Neurology	1062180C0	9	9
Child Neurology/Adv PGY3	1062185A0	1	1
Child Neurology	1062185C0	2	2
Obstetrics-Gynecology	1062220C0	9	9
Orthopaedic Surgery	1062260C0	6	6
Ortho Surg/Research	1062260C1	1	0
Otolaryngology	1062280C0	4	4

Pathology	1062300C0	11	11
Pediatrics	1062320C0	22	22
Peds-Primary/PLUS	1062320M0	4	4
Plastic Surgery (Integrated)	1062362C0	3	3
Psychiatry	1062400C0	16	16
Interventional Radiology (Integ)	1062416A0	1	1
Radiology-Diagnostic	1062420A0	13	13
Radiation Oncology	1062430A0	3	3
General Surgery	1062440C0	7	7
Surg-Prelim/General/Specialty	1062440P0	19	15
Surg-Prelim/Int Radiology	1062440P2	0	0

UC San Francisco-East Bay-CA

Oakland	Code	Quota	Matched
General Surgery	3625440C0	7	7
Surgery-Preliminary	3625440P0	11	2

UC San Francisco-Fresno-CA

Fresno	Code	Quota	Matched
Emergency Medicine	1022110C0	10	10
Family Medicine	1022120C0	15	15
Internal Medicine	1022140C0	23	23
Medicine-Preliminary	1022140P0	10	10
Obstetrics-Gynecology	1022220C0	4	4
Orthopaedic Surgery	1022260C0	4	4
Pediatrics	1022320C0	12	12
Psychiatry	1022400C0	6	6
General Surgery	1022440C0	5	5

UCLA Medical Center-CA

Los Angeles	Code	Quota	Matched
Anesthesiology	1956040C0	25	25
Dermatology	1956080A0	5	5
Dermatology/5yr Star	1956080A1	0	0
Emergency Medicine	1956110C0	15	15
Fam Med/UCLA/Santa Monica	1956120C1	12	12
Internal Medicine	1956140C0	48	48
Medicine-Primary/UCLA-VA	1956140M0	6	6
Med-Primary/UCLA-Olive View	1956140M1	6	6
Neurological Surgery	1956160C0	3	3
Neurology	1956180A0	9	9
Child Neurology	1956185C0	2	2
Child Neurology	1956185R0	2	2
Obstetrics-Gynecology	1956220C0	7	7
Ob-Gyn/Preliminary	1956220P0	3	0
Orthopaedic Surgery	1956260C0	6	6
Otolaryngology	1956280C0	5	5
Pathology	1956300C0	5	5
Pediatrics	1956320C0	25	25
Plastic Surgery (Integrated)	1956362C0	3	3
Interventional Radiology (Integ)	1956416A0	3	3
Radiology-Diagnostic	1956420A0	10	10
Radiation Oncology	1956430A0	3	3
General Surgery	1956440C0	7	7
Surgery-Preliminary	1956440P0	5	2
Surg-Prelim/Urology	1956440P2	4	4
Vascular Surgery	1956451C0	1	1
Medicine-Pediatrics	1956700C0	4	4

NRMP Program Results 2018 Main Residency Match®

UCLA Semel Inst for Neuroscience-CA

	Code	Quota	Matched
Los Angeles			
Psychiatry	3030400C0	12	12
Psychiatry/Research	3030400C1	2	2
Psych/Harbor-NPI-WLAVA	3030400C2	1	1

VA Greater LA Hlth Sys-CA

	Code	Quota	Matched
Los Angeles			
Phys Medicine & Rehab	1039340A0	8	8

Valley Childrens Healthcare-CA

	Code	Quota	Matched
Madera			
Pediatrics	1907320C0	13	9

Valley Consortium-CA

	Code	Quota	Matched
Modesto			
Family Medicine	1444120C0	12	12

Valley Health Team-CA

	Code	Quota	Matched
San Joaquin			
Family Medicine	2111120C0	4	4

Ventura County Med Ctr-CA

	Code	Quota	Matched
Ventura			
Family Medicine	1068120C0	15	15

White Mem Med Ctr-LA-CA

	Code	Quota	Matched
Los Angeles			
Family Medicine	1040120C0	7	7
Internal Medicine	1040140C0	5	5
Medicine-Preliminary	1040140P0	4	4
Obstetrics-Gynecology	1040220C0	4	4

COLORADO

Colorado Health Foundation

	Code	Quota	Matched
Denver			
Transitional	2065999P0	12	12

Denver Health Med Ctr-CO

	Code	Quota	Matched
Denver			
Emergency Medicine	1077110C0	17	17

HealthONE-CO

	Code	Quota	Matched
Denver			
Family Medicine/Sky Ridge	1997120C0	8	8
Internal Medicine/Sky Ridge	1997140C0	12	7
Neurology/Sky Ridge	1997180C0	6	4
General Surgery/Swedish Med Ctr	1997440C0	3	3
Transitional/Sky Ridge	1997999P0	5	2

North Colorado Med Ctr

	Code	Quota	Matched
Greeley			
Family Medicine	1853120C0	5	5
Family Med/Wray	1853120C1	1	1
Family Med/Sunrise	1853120C2	2	2
Family Med/Hospitalist	1853120C3	1	1
Family Medicine/Sterling RTT	1853120C4	2	2

Parkview Med Ctr-CO

	Code	Quota	Matched
Pueblo			
Internal Medicine	2050140C0	8	3

Penrose Hospital-CO

	Code	Quota	Matched
Colorado Springs			
Pathology	2021300C0	2	2

Poudre Valley Hospital-CO

	Code	Quota	Matched
Fort Collins			
Family Medicine	3063120C0	7	7

St Anthony Hospital North-CO

	Code	Quota	Matched
Westminister			
Family Med/Health Campus	1922120C0	7	7
Family Med/84th Street	1922120C1	3	3

St Joseph Hospital SCL Health-CO

	Code	Quota	Matched
Denver			
Family Medicine	1074120C0	9	9
Internal Medicine	1074140C0	9	9
Medicine-Preliminary	1074140P0	11	11
Obstetrics-Gynecology	1074220C0	5	5
General Surgery	1074440C0	5	5
Surgery-Preliminary	1074440P0	8	8

St Mary-Corwin Med Ctr-CO

	Code	Quota	Matched
Pueblo			
Family Medicine	3005120C0	3	3
Family Medicine/Alamosa	3005120C1	2	2

St Marys Med Ctr SCL Health-CO

	Code	Quota	Matched
Grand Junction			
Family Medicine	3069120C0	9	9

Still OPTI-Peak Vista FMRP-CO

	Code	Quota	Matched
Colorado Springs			
Family Medicine	2149120C0	2	1

U Colorado SOM-Denver

	Code	Quota	Matched
Aurora			
Anesthesiology	1076040A0	11	11
Anesthesiology	1076040C0	4	4
Anesthesiology	1076040R0	1	1
Dermatology	1076080A0	6	6
Family Med/Denver Hlth	1076120C0	5	5
Family Med/Swedish Med	1076120C2	6	6
Family Med/Univ Hosp	1076120C3	6	6
Family Med/Rural	1076120C4	2	1
Internal Medicine	1076140C0	37	37
Internal Med/Hospitalist	1076140C1	6	6
Medicine-Primary	1076140M0	9	9
Medicine-Preliminary	1076140P0	8	8
Neurological Surgery	1076160C0	2	2
Neurology	1076180C0	8	8
Child Neurology	1076185C0	4	4
Obstetrics-Gynecology	1076220C0	9	9
Ob-Gyn/Preliminary	1076220P0	1	0
Orthopaedic Surgery	1076260C0	6	6
Ortho Surgery/Research	1076260C1	1	1
Otolaryngology	1076280C0	3	3
Otolaryngology/Research	1076280C1	1	1
Pathology	1076300C0	6	6
Pediatrics	1076320C0	29	29

NRMP Program Results 2018 Main Residency Match®

U Colorado SOM-Denver (Continued)

Phys Medicine & Rehab	1076340A0	5	5
Plastic Surgery (Integrated)	1076362C0	2	2
Psychiatry	1076400C0	13	13
Interventional Radiology (Integ)	1076416A0	2	2
Radiology-Diagnostic	1076420A0	9	9
Radiation Oncology	1076430A0	2	2
General Surgery/2 Yr Research	1076440C0	10	10
Surgery-Preliminary	1076440P0	18	4
Surg-Prelim/Urology	1076440P1	3	3
Medicine-Pediatrics	1076700C0	4	4
Pediatrics-PM&R	1076735C0	1	1

CONNECTICUT

Bridgeport Hospital-CT

Bridgeport	Code	Quota	Matched
Internal Medicine	1079140C0	14	14
Medicine-Preliminary	1079140P0	3	3
Med-Prelim/Radiology	1079140P1	1	1
Obstetrics-Gynecology	1079220C0	4	4
Radiology-Diagnostic	1079420A0	4	4

Danbury Hospital-CT

Danbury	Code	Quota	Matched
Internal Medicine	1081140C0	11	11
Medicine-Primary	1081140M0	6	6
Obstetrics-Gynecology	1081220C0	3	3
Pathology	1081300C0	2	2
General Surgery	1081440C0	3	3
Surgery-Preliminary	1081440P0	3	0

Greenwich Hospital-CT

Greenwich	Code	Quota	Matched
Internal Medicine	1082140C0	5	4
Medicine-Preliminary	1082140P0	8	7

Griffin Hospital-CT

Derbi	Code	Quota	Matched
Internal Medicine	1977140C0	6	6
Medicine-Preliminary	1977140P0	5	5
Preventive Medicine	1977380C1	1	1
Medicine-Preventive Med/General	1977751C0	3	3

Hartford Hospital-CT

Hartford	Code	Quota	Matched
Pathology	1083300C0	3	3
Psychiatry	1083400C0	6	6
Radiology-Diagnostic	1083420A0	5	5

Middlesex Hospital-CT

Middleton	Code	Quota	Matched
Family Medicine	1087120C0	7	7

Norwalk Hospital-CT

Norwalk	Code	Quota	Matched
Internal Medicine	1093140C0	15	15
Radiology-Diagnostic	1093420A0	2	2

St Francis Hospital-CT

Hartford	Code	Quota	Matched
Obstetrics-Gynecology	1085220C0	5	5

St Marys Hospital-CT

Waterbury	Code	Quota	Matched
Internal Medicine	1096140C0	10	10
Medicine-Preliminary	1096140P0	4	4
General Surgery	1096440C0	2	2
Surgery-Preliminary	1096440P0	2	1

St Vincents Med Ctr-CT

Bridgeport	Code	Quota	Matched
Internal Medicine	1080140C0	10	10
Medicine-Preliminary	1080140P0	5	5
Med-Prelim/Radiology	1080140P1	2	0
Radiology-Diagnostic	1080420A0	3	3

Stamford Hospital/Columbia-CT

Stamford	Code	Quota	Matched
Family Medicine	1095120C0	5	5
Internal Medicine	1095140C0	6	6
Medicine-Preliminary	1095140P0	2	0
Obstetrics-Gynecology	1095220C0	3	3
General Surgery	1095440C0	3	3
Surgery-Preliminary	1095440P0	2	2

U Connecticut School of Medicine

Farmington	Code	Quota	Matched
Anesthesiology	1094040A0	3	3
Anesthesiology	1094040C0	6	6
Anesthesiology	1094040R0	1	1
Dermatology	1094080A0	3	3
Emergency Medicine	1094110C0	18	18
Family Medicine	1094120C0	7	7
Internal Medicine	1094140C0	36	36
Medicine-Primary	1094140M0	16	16
Medicine-Preliminary	1094140P0	5	5
Neurology	1094180C0	7	7
Neurology	1094180R0	2	2
Obstetrics-Gynecology	1094220C0	10	10
Orthopaedic Surgery	1094260C0	5	5
Otolaryngology	1094280C0	2	2
Pediatrics	1094320C0	20	20
Psychiatry	1094400C0	7	7
Radiology-Diagnostic	1094420A0	2	2
General Surgery	1094440C0	6	6
Surgery-Preliminary	1094440P0	5	2
Surg-Prelim/Urology	1094440P1	2	1

Waterbury Hospital-CT

Waterbury	Code	Quota	Matched
General Surgery	1097440C0	2	2
Surgery-Preliminary	1097440P0	2	2

Yale-New Haven Hosp-CT

New Haven	Code	Quota	Matched
Anesthesiology	1089040A0	2	1
Anesthesiology	1089040C0	17	15
Anesthesiology	1089040R0	1	1

NRMP Program Results 2018 Main Residency Match®

Yale-New Haven Hosp-CT (Continued)

Dermatology	1089080A0	5	5
Emergency Medicine	1089110C0	13	13
Emergency Medicine/Research	1089110C1	2	2
Internal Medicine	1089140C0	37	37
Int Med/Physician Scientist	1089140C1	5	5
Internal Medicine/Yale-Waterbury	1089140C2	10	0
Medicine-Primary	1089140M0	16	16
Medicine-Primary/HIV	1089140M1	2	2
Medicine-Preliminary	1089140P0	7	7
Med-Prelim/Neurology	1089140P2	7	7
Med-Prelim/Yale-Waterbury	1089140P4	6	6
Neurological Surgery	1089160C0	2	2
Neurology	1089180A0	9	9
Neurology/YINP	1089180A1	1	1
Obstetrics-Gynecology	1089220C0	8	8
Ob-Gyn/Preliminary	1089220P1	1	1
Orthopaedic Surgery	1089260C0	5	5
Otolaryngology	1089280C0	3	3
Pathology/Comb-Anat & Clin	1089300C0	6	6
Pathology/Anatomic Only	1089300C1	1	1
Pathology/Clinical Only	1089300C2	2	2
Pediatrics	1089320C0	20	20
Plastic Surgery (Integrated)	1089362C0	3	3
Psychiatry	1089400C0	13	13
Psychiatry/Combined Adult/Child	1089400C2	2	2
Psychiatry/Research	1089400C3	3	2
Interventional Radiology (Integ)	1089416A0	3	3
Radiology-Diagnostic	1089420A0	12	12
Radiology-Diagnostic	1089420R0	1	1
Radiation Oncology	1089430A0	3	3
General Surgery	1089440C0	8	8
Surgery-Preliminary	1089440P0	10	10
Vascular Surgery	1089451C0	1	1
Thoracic Surgery	1089461C0	2	2
Medicine-Pediatrics	1089700C0	4	4

DELAWARE

Christiana Care-DE

Newark	Code	Quota	Matched
Emergency Medicine	1099110C0	12	12
Family Medicine	1099120C0	6	6
Internal Medicine	1099140C0	12	12
Obstetrics-Gynecology	1099220C0	6	6
Interventional Radiology (Integ)	1099416C0	1	1
Radiology-Diagnostic	1099420C0	4	4
General Surgery	1099440C0	6	6
Medicine-Pediatrics	1099700C0	4	4
Medicine-Emergency Med	1099705C0	3	3
Emergency Med-Family Med	1099795C0	2	2
Transitional	1099999P0	4	0

St Francis Hospital-DE

Wilmington	Code	Quota	Matched
Family Medicine	2058120C0	6	6

DISTRICT OF COLUMBIA

Childrens National Med Ctr-DC

Washington	Code	Quota	Matched
Child Neurology	1070185C0	3	3
Child Neurology	1070185R0	2	1
Neurodevelopmental Disabilities	1070186R0	1	0
Pediatrics	1070320C0	21	21
Peds/Internationally Sponsored	1070320C2	2	2
Pediatrics-Primary	1070320M0	5	5
Peds-Primary/Community Health	1070320M1	8	8
Pediatrics-Medical Genetics	1070765C0	1	1

George Washington Univ-DC

Washington	Code	Quota	Matched
Anesthesiology	1802040A0	3	3
Anesthesiology	1802040C0	5	5
Anesthesiology	1802040R0	1	0
Dermatology	1802080A0	2	2
Emergency Medicine	1802110C0	9	9
Emerg Med/International Track	1802110C1	2	1
Internal Medicine	1802140C0	24	24
Int Med/Sponsored IMG	1802140C1	4	4
Medicine-Primary	1802140M0	4	4
Medicine-Preliminary	1802140P0	3	3
Med-Prelim/Sponsored IMG	1802140P1	0	0
Med-Prelim/Neurology/FIG	1802140P2	1	1
Med-Prelim/Neurology	1802140P3	3	3
Med-Prelim/Dermatology	1802140P4	1	1
Neurological Surgery	1802160C0	1	1
Neurology	1802180A0	3	3
Neurology/Funded IG	1802180A1	1	1
Obstetrics-Gynecology	1802220C0	7	7
Orthopaedic Surgery	1802260C0	4	4
Otolaryngology	1802280C0	2	2
Pathology	1802300C0	4	4
Psychiatry	1802400C0	6	6
Radiology-Diagnostic	1802420A0	4	4
General Surgery	1802440C0	4	4
Surg-Prelim/Urology	1802440P0	2	2
Surg-Prelim/Funded	1802440P2	1	0

Howard Univ Hosp-DC

Washington	Code	Quota	Matched
Dermatology	2193080A0	4	2
Family Medicine	2193120C0	6	6
Internal Medicine	2193140C0	22	22
Medicine-Preliminary	2193140P0	14	14
Neurology	2193180A0	2	2
Obstetrics-Gynecology	2193220C0	4	4
Orthopaedic Surgery	2193260C0	4	4
Pathology	2193300C0	2	1
Psychiatry	2193400C0	5	5
General Surgery	2193440C0	5	5
Surgery-Preliminary	2193440P0	4	4

MedStar Georgetown Univ Hosp-DC

Washington	Code	Quota	Matched
Anesthesiology	1801040C0	10	10
Anesthesiology	1801040R0	2	2

NRMP Program Results 2018 Main Residency Match®

MedStar Georgetown Univ Hosp-DC (Continued)

Internal Medicine	1801140C0	29	29
Neurological Surgery	1801160C0	2	2
Neurology	1801180C0	6	6
Neurology/Clinician Scientist	1801180C1	1	1
Orthopaedic Surgery	1801260C0	4	4
Otolaryngology	1801280C0	3	3
Pathology	1801300C0	3	3
Pediatrics	1801320C0	11	11
Plastic Surgery (Integrated)	1801362C0	4	4
Psychiatry	1801400C0	7	7
Interventional Radiology (Integ)	1801416C0	2	2
Radiology-Diagnostic	1801420A0	4	4
Radiation Oncology	1801430A0	1	1
General Surgery	1801440C0	5	5
Surgery-Preliminary	1801440P0	3	3
Medicine-Pediatrics	1801700C0	4	4

MedStar National Rehab Hosp-DC

Washington	Code	Quota	Matched
Phys Medicine & Rehab	3191340C0	6	6

MedStar Washington Hosp Ctr-DC

Washington	Code	Quota	Matched
Dermatology	1800080A0	2	2
Emergency Med/Georgetown-WHC	1800110C0	10	10
Internal Medicine	1800140C0	28	28
Medicine-Preliminary	1800140P0	13	13
Obstetrics-Gynecology	1800220C0	10	10
General Surgery	1800440C0	5	5
Surgery-Preliminary	1800440P0	8	3
Vascular Surgery	1800451C0	1	1
Medicine-Dermatology	1800785C0	2	2

Providence Hospital-DC

Washington	Code	Quota	Matched
Family Medicine	1803120C0	7	7
Internal Medicine	1803140C0	7	7

St Elizabeths Hospital/DBH-DC

Washington	Code	Quota	Matched
Psychiatry	1804400C0	8	8

FLORIDA

Aventura Hospital-FL

Aventura	Code	Quota	Matched
Emergency Medicine	1752110C0	10	10
Internal Medicine	1752140C0	15	15
Radiology-Diagnostic	1752420A0	5	4
Transitional	1752999P0	11	8
Transitional/Radiology	1752999P2	2	2

Bayfront Med Ctr-FL

St Petersburg	Code	Quota	Matched
Family Medicine	1911120C0	8	8
Obstetrics-Gynecology	1911220C0	4	4

Blake Medical Center-FL

Bradenton	Code	Quota	Matched
Internal Medicine	1899140C0	15	15

Transitional	1899999P0	13	4
--------------	-----------	----	---

Brandon Regional Hospital-FL

Brandon	Code	Quota	Matched
Internal Medicine	1772140C0	20	15
Obstetrics-Gynecology	1772220C0	5	4
General Surgery	1772440C0	4	4
Surgery-Preliminary	1772440P0	4	3
Transitional	1772999P0	13	13

Broward Health Med Ctr-FL

Fort Lauderdale	Code	Quota	Matched
Dermatology	1892080A0	2	2
Dermatology	1892080R0	2	2
Internal Medicine	1892140C0	14	12
Orthopaedic Surgery	1892260C0	2	2
Pediatrics	1892320C0	8	8
Transitional	1892999P0	4	4

Citrus Health Network-FL

Hialeah	Code	Quota	Matched
Psychiatry	1864400C0	4	4

Cleveland Clinic Florida

Weston	Code	Quota	Matched
Anesthesiology	1383040C0	5	5
Internal Medicine	1383140C0	9	9
Med-Prelim/Neurology	1383140P0	3	3
Medicine-Preliminary	1383140P1	1	1
Neurology	1383180A0	3	3
General Surgery	1383440C0	3	3
Surgery-Preliminary	1383440P0	4	4

FAU-Schmidt COM-FL

Boca Raton	Code	Quota	Matched
Emergency Medicine	1586110C0	6	6
Internal Medicine	1586140C0	24	24
Medicine-Preliminary	1586140P0	3	3
Neurology	1586180C0	3	3
Psychiatry	1586400C0	4	4
General Surgery	1586440C0	7	7
Surgery-Preliminary	1586440P0	5	3

Florida Hosp-Orlando-FL

Orlando	Code	Quota	Matched
Emergency Medicine	1102110C0	6	6
Family Medicine	1102120C0	12	12
Internal Medicine	1102140C0	12	12
Medicine-Primary	1102140M0	2	2
Pediatrics	1102320C0	6	6
Radiology-Diagnostic	1102420A0	4	4
General Surgery	1102440C0	4	4

Florida State University COM

Tallahassee	Code	Quota	Matched
Dermatology	1826080A0	2	2
Family Medicine/Lee Memorial	1826120C0	8	8
Internal Medicine	1826140C0	8	5
Internal Medicine/Sarasota	1826140C1	13	13
Medicine-Preliminary	1826140P0	2	1
General Surgery	1826440C0	2	2

NRMP Program Results 2018 Main Residency Match®

Florida State University COM (Continued)

Surgery-Preliminary	1826440P0	2	1
---------------------	-----------	---	---

Halifax Med Ctr-FL

Daytona Beach	Code	Quota	Matched
Family Medicine	1629120C0	8	8

Jackson Memorial Hosp-FL

Miami	Code	Quota	Matched
Anesthesiology	1104040A0	6	6
Anesthesiology	1104040C3	22	22
Dermatology	1104080A0	5	5
Emergency Medicine	1104110C0	15	15
Family Medicine	1104120C0	8	8
Internal Medicine	1104140C0	24	24
Internal Med/Funded	1104140C1	1	0
Internal Med/Harrington	1104140C2	12	12
Internal Med/Urban Health	1104140C3	1	1
Medicine-Preliminary	1104140P0	7	7
Med-Prelim/Neurology	1104140P1	2	2
Neurological Surgery	1104160C0	3	3
Neurology	1104180A0	3	3
Neurology	1104180C0	8	8
Obstetrics-Gynecology	1104220C0	8	8
Orthopaedic Surgery	1104260C0	7	7
Otolaryngology	1104280C0	3	3
Otolaryngology/Research	1104280C1	1	0
Pathology	1104300C0	7	4
Pediatrics	1104320C0	22	22
Phys Medicine & Rehab	1104340A0	6	6
Plastic Surgery (Integrated)	1104362C0	1	1
Psychiatry	1104400C0	12	12
Psychiatry/Funded IMG	1104400C1	2	2
Interventional Radiology (Integ)	1104416A0	3	3
Interventional Radiology (Integ)	1104416R0	1	1
Radiology-Diagnostic	1104420A0	9	9
Rad-Diag/International	1104420A2	2	0
Radiation Oncology	1104430A0	4	3
General Surgery	1104440C0	7	7
Surg-Prelim/Urology	1104440P0	3	3
Surgery-Preliminary	1104440P1	10	10
Medicine-Pediatrics	1104700C0	5	5

Johns Hopkins All Childrens Hosp-FL

St Petersburg	Code	Quota	Matched
Pediatrics	1589320C0	12	12

Kendall Regional Med Ctr-FL

Miami	Code	Quota	Matched
Anesthesiology	1697040A0	6	6
Anesthesiology	1697040R0	6	0
Emergency Medicine	1697110C0	12	12
Internal Medicine	1697140C0	14	14
General Surgery	1697440C0	4	1
Surgery-Preliminary	1697440P0	2	1
Surg-Prelim/Anesthesiology	1697440P1	2	0
Transitional	1697999P0	9	9
Transitional/Anesthesiology	1697999P1	4	4

Largo Medical Center-FL

Largo	Code	Quota	Matched
Internal Medicine	1981140C0	4	4

Larkin Community Hospital-FL

South Miami	Code	Quota	Matched
Anesthesiology	1481040C0	3	3
Psychiatry	1481400C0	12	12
Radiology-Diagnostic	1481420A0	4	4

Manatee Memorial Hosp-FL

Bradenton	Code	Quota	Matched
Internal Medicine	2109140C0	10	10

Mayo Clinic School of Grad Med Educ-FL

Jacksonville	Code	Quota	Matched
Anesthesiology	1032040C0	4	4
Dermatology	1032080C0	2	2
Family Medicine	1032120C0	6	6
Internal Medicine	1032140C0	12	12
Neurological Surgery	1032160C0	1	1
Neurology	1032180C0	4	4
Child Neurology	1032185A0	1	1
Interventional Radiology (Integ)	1032416C0	1	1
Radiology-Diagnostic	1032420C0	4	4
Radiation Oncology	1032430C0	1	1
General Surgery	1032440C0	3	3
Surg-Prelim/Urology	1032440P1	2	2

Memorial Healthcare System-FL

Pembroke Pines	Code	Quota	Matched
Internal Medicine	2085140C0	15	15
Medicine-Preliminary	2085140P0	4	4
Pediatrics	2085320C0	8	8
Phys Medicine & Rehab	2085340C0	4	4

Mt Sinai Med Ctr-Miami-FL

Miami Beach	Code	Quota	Matched
Anesthesiology	1105040A0	4	4
Emergency Medicine	1105110C0	7	7
Internal Medicine	1105140C0	17	17
Medicine-Preliminary	1105140P0	4	4
Obstetrics-Gynecology	1105220C0	3	3
Pathology	1105300C0	2	1
Psychiatry	1105400C0	3	0
Radiology-Diagnostic	1105420A0	5	5
General Surgery	1105440C0	3	3
Surgery-Preliminary	1105440P0	4	3

Naples Community Hospital Inc-FL

Naples	Code	Quota	Matched
Internal Medicine	1958140C0	12	12

Nicklaus Childrens Hospital-Miami-FL

Miami	Code	Quota	Matched
Pediatrics	1110320C0	27	27
Pediatrics/SACM	1110320C1	1	1

Northside Hospital-FL

St Petersburg	Code	Quota	Matched
Internal Medicine	2107140C0	7	3

NRMP Program Results 2018 Main Residency Match®

Oak Hill Hospital-FL

Brooksville	Code	Quota	Matched
Internal Medicine	1662140C0	20	20
Medicine-Preliminary	1662140P0	5	0
Transitional	1662999P0	10	10

Orange Park Med Ctr-FL

Orange Park	Code	Quota	Matched
Family Medicine	1771120C0	6	6
Internal Medicine	1771140C0	10	10
Transitional	1771999P0	14	14

Orlando Health-FL

Orlando	Code	Quota	Matched
Emergency Medicine	1107110C0	17	17
Internal Medicine	1107140C0	13	13
Medicine-Preliminary	1107140P0	2	2
Obstetrics-Gynecology	1107220C0	7	7
Orthopaedic Surgery	1107260C0	4	4
Pathology	1107300C0	3	3
General Surgery	1107440C0	6	6
Surgery-Preliminary	1107440P0	6	3

Palm Beach Consortium for GME-FL

West Palm Beach	Code	Quota	Matched
Emergency Medicine	2042110C0	6	6
Psychiatry	2042400C0	6	6

Palmetto General Hosp-FL

Hiialeah	Code	Quota	Matched
Internal Medicine	2121140C0	20	20

Regional Med Ctr Bayonet Point-FL

Hudson	Code	Quota	Matched
Internal Medicine	2137140C0	8	6
General Surgery	2137440C0	3	3
Surgery-Preliminary	2137440P0	3	1
Transitional	2137999P0	13	2

St Vincents Med Ctr-FL

Jacksonville	Code	Quota	Matched
Family Medicine	3125120C0	10	10

Tallahassee Mem Healthcare-FL

Tallahassee	Code	Quota	Matched
Family Medicine	2926120C0	11	11

U Florida COM-Jacksonville

Jacksonville	Code	Quota	Matched
Anesthesiology	1101040A0	4	4
Anesthesiology	1101040R0	1	1
Emergency Medicine	1101110C0	15	15
Internal Medicine	1101140C0	14	14
Medicine-Preliminary	1101140P0	2	1
Med-Prelim/Neurology	1101140P1	4	4
Neurology	1101180A0	4	4
Obstetrics-Gynecology	1101220C0	6	6
Orthopaedic Surgery	1101260C0	4	4
Pathology	1101300C0	2	2
Pediatrics	1101320C0	12	12
Peds-Prelim/Child Neurology	1101320P0	1	1

Psychiatry	1101400C0	4	4
Interventional Radiology (Integ)	1101416A0	1	1
Radiology-Diagnostic	1101420A0	4	4
General Surgery	1101440C0	4	4
Surgery-Preliminary	1101440P0	2	2
Surg-Prelim/Anesthesiology	1101440P1	4	4

U Florida COM-Shands Hosp

Gainesville	Code	Quota	Matched
Anesthesiology	1824040A0	2	2
Anesthesiology	1824040C0	20	20
Anesthesiology	1824040R1	2	2
Dermatology	1824080A0	4	4
Emergency Medicine	1824110C0	14	14
Family Medicine	1824120C0	9	9
Internal Med/Gainesville	1824140C0	30	30
Internal Med/Pensacola	1824140C1	4	4
Medicine-Preliminary	1824140P0	13	13
Med-Prelim/Neurology	1824140P1	7	6
Neurological Surgery	1824160C0	3	3
Neurology	1824180A0	7	7
Child Neurology-5 year	1824185C0	1	1
Ob-Gyn/Gainesville	1824220C0	4	4
Ob-Gyn/Pensacola	1824220C1	4	4
Orthopaedic Surgery	1824260C0	4	4
Otolaryngology	1824280C0	3	2
Pathology	1824300C0	4	4
Pediatrics/Gainesville	1824320C0	16	16
Peds/Arnold Palmer-Orlando	1824320C1	14	14
Pediatrics/Pensacola	1824320C3	9	9
Plastic Surgery (Integrated)	1824362C0	1	1
Psychiatry	1824400C0	11	11
Radiology-Diagnostic	1824420A0	12	12
Radiation Oncology	1824430A0	2	2
General Surgery	1824440C0	6	6
Surgery-Preliminary	1824440P0	11	7

U Miami MSOM/Holy Cross-FL

Miami	Code	Quota	Matched
Internal Medicine	1821140C0	12	12
Medicine-Preliminary	1821140P0	6	6
Transitional	1821999P0	15	15

U Miami/JFK Palm Beach GME Consortium-FL

Atlantis	Code	Quota	Matched
Internal Medicine	1384140C0	19	19
Medicine-Preliminary	1384140P0	3	3
General Surgery	1384440C0	2	2
Surgery-Preliminary	1384440P0	1	0

U South Florida Morsani COM-Tampa

Tampa	Code	Quota	Matched
Dermatology	1109080A0	4	4
Emergency Medicine	1109110C0	10	10
Family Medicine	1109120C0	8	8
Internal Medicine	1109140C0	33	33
Medicine-Preliminary	1109140P0	8	3
Med-Prelim/Dermatology	1109140P1	0	0
Neurological Surgery	1109160C0	2	2
Neurology	1109180C0	8	8

NRMP Program Results 2018 Main Residency Match®

U South Florida Morsani COM-Tampa (Continued)

Obstetrics-Gynecology	1109220C0	6	6
Orthopaedic Surgery	1109260C0	4	4
Otolaryngology	1109280C0	2	2
Pathology	1109300C0	4	4
Pediatrics	1109320C0	12	12
Phys Medicine & Rehab	1109340C2	3	3
Plastic Surgery (Integrated)	1109362C0	4	4
Psychiatry	1109400C0	8	8
Interventional Radiology (Integ)	1109416C0	2	2
Radiology-Diagnostic	1109420A0	4	4
Radiology-Diagnostic	1109420C0	2	2
Radiation Oncology	1109430A0	2	2
General Surgery	1109440C0	6	6
Surgery-Preliminary	1109440P0	4	4
Surg-Prelim/Urology	1109440P1	3	3
Vascular Surgery	1109451C0	2	2
Medicine-Pediatrics	1109700C0	5	5

UCF COM/GME Consortium-FL

Orlando	Code	Quota	Matched
Anesthesiology	1587040A0	9	9
Anesthesiology	1587040R0	9	9
Emergency Med/Orlando	1587110C0	7	7
Emergency Med/Gainesville	1587110C1	8	8
Emergency Med/Ocala	1587110C2	7	7
Family Medicine/Gainesville	1587120C0	8	8
Family Medicine/Ocala	1587120C1	3	3
Internal Med/Orlando	1587140C0	25	25
Internal Medicine/Ocala	1587140C1	10	10
Internal Med/Gainesville	1587140C2	15	13
Neurology/Kissimmee	1587180C0	4	3
Ob-Gyn/Kissimmee	1587220C0	3	3
Ob-Gyn/Gainesville	1587220C1	4	4
Psychiatry/Gainesville	1587400C0	8	8
Psychiatry/Kissimmee	1587400C1	6	0
General Surgery/Ocala	1587440C0	4	4
General Surgery/Kissimmee	1587440C1	3	3
Surg-Prelim/Ocala	1587440P0	4	1
Transitional/Orlando	1587999P0	14	14
Transitional/Ocala	1587999P1	13	11

West Kendall Baptist Hospital-FL

Miami	Code	Quota	Matched
Family Medicine	1538120C0	4	4

GEORGIA

AU-UGA Medical Partnership-GA

Athens	Code	Quota	Matched
Internal Medicine	1744140C0	10	10

Atlanta Med Ctr-GA

Atlanta	Code	Quota	Matched
Family Medicine	1112120C0	6	6
Internal Medicine	1112140C0	10	10
Orthopaedic Surgery	1112260C0	4	4
General Surgery	1112440C0	3	3
Surgery-Preliminary	1112440P0	2	0

Coliseum Medical Centers-GA

Macon	Code	Quota	Matched
Internal Medicine	1972140C0	10	9
Psychiatry	1972400C0	4	4
Transitional	1972999P0	13	13

Emory Univ SOM-GA

Atlanta	Code	Quota	Matched
Anesthesiology	1113040A0	16	16
Dermatology	1113080A0	5	5
Dermatology/Research	1113080A1	0	0
Dermatology - International	1113080A2	1	1
Emergency Medicine	1113110C0	19	19
Emergency Med/International	1113110C1	2	2
Family Medicine	1113120C0	10	10
Internal Medicine	1113140C0	44	44
Internal Med/Research	1113140C1	2	2
Medicine-Primary	1113140M0	8	8
Med-Prelim/Neurology	1113140P0	4	4
Neurological Surgery	1113160C0	4	4
Neurology	1113180A0	8	8
Child Neurology	1113185C0	3	3
Nuclear Medicine	1113200A0	2	2
Nuclear Medicine	1113200R0	2	1
Obstetrics-Gynecology	1113220C0	9	9
Orthopaedic Surgery	1113260C0	6	6
Otolaryngology	1113280C0	4	4
Pathology	1113300C0	7	7
Pathology/Research	1113300C1	1	1
Pediatrics	1113320C0	25	25
Phys Medicine & Rehab	1113340A0	6	6
Plastic Surgery (Integrated)	1113362C0	2	2
Psychiatry	1113400C0	9	9
Psychiatry/Research	1113400C1	2	2
Interventional Radiology (Integ)	1113416A0	4	4
Radiology-Diagnostic	1113420A0	9	9
Radiology-Diag/Research	1113420A1	2	2
Rad-Diag/Molecular Imaging	1113420A3	1	1
Rad-Diag/Physician	1113420R0	2	2
Radiation Oncology	1113430C0	4	4
General Surgery	1113440C0	9	9
Surgery-Preliminary	1113440P0	4	4
Surg-Prelim/Urology	1113440P1	4	4
Vascular Surgery	1113451C0	1	1
Thoracic Surgery	1113461C0	1	1
Medicine-Psychiatry	1113715C0	2	2
Transitional	1113999P0	8	8
Transitional/Anesthesiology	1113999P1	6	6
Transitional/Neurology	1113999P2	3	3
Transitional/Radiology	1113999P3	7	7

Floyd Med Ctr-GA

Rome	Code	Quota	Matched
Family Medicine	1992120C0	8	8

Gwinnett Medical Center

Lawrenceville	Code	Quota	Matched
Family Medicine	1796120C0	2	2
Internal Medicine	1796140C0	12	12

NRMP Program Results 2018 Main Residency Match®

Gwinnett Medical Center (Continued)

Transitional	1796999P0	10	10
--------------	-----------	----	----

Houston Healthcare-GA

	Code	Quota	Matched
Warner Robins Family Medicine	2130120C0	4	4

Med Ctr Central Georgia/Mercer U SOM

	Code	Quota	Matched
Macon Family Medicine	1120120C0	8	8
Internal Medicine	1120140C0	8	8
Medicine-Preliminary	1120140P0	2	2
Obstetrics-Gynecology	1120220C0	4	4
Pediatrics	1120320C0	6	6
General Surgery	1120440C0	5	5

Med Ctr of Columbus-GA

	Code	Quota	Matched
Columbus Family Medicine	1118120C0	7	7

Medical College of Georgia

	Code	Quota	Matched
Augusta Anesthesiology	1985040C0	12	12
Anesthesiology	1985040R0	1	1
Dermatology	1985080A0	3	3
Emergency Medicine	1985110C0	6	6
Family Medicine	1985120C0	10	10
Family Med/Waycross	1985120C1	2	2
Internal Medicine	1985140C0	20	20
Int Med/Research Clinician	1985140C1	1	0
Medicine-Preliminary	1985140P0	9	9
Neurological Surgery	1985160C0	1	1
Neurology	1985180C0	4	4
Obstetrics-Gynecology	1985220C0	5	5
Orthopaedic Surgery	1985260C0	4	4
Otolaryngology	1985280C0	3	3
Pathology	1985300C0	2	2
Pediatrics	1985320C0	15	15
Psychiatry	1985400C0	7	7
Radiology-Diagnostic	1985420A0	6	6
General Surgery	1985440C0	5	5
Surg-Prelim/Urology	1985440P0	2	2
Surg-Prelim/Non-designated	1985440P1	2	1

Memorial Health-Univ Med Ctr-GA

	Code	Quota	Matched
Savannah Family Medicine	1971120C0	5	5
Internal Medicine	1971140C0	9	9
Medicine-Preliminary	1971140P0	4	4
Obstetrics-Gynecology	1971220C0	4	4
Pediatrics	1971320C0	8	5
Radiology-Diagnostic	1971420A0	4	4
General Surgery	1971440C0	5	5

Morehouse Sch of Med-GA

	Code	Quota	Matched
Atlanta Family Medicine	2099120C0	6	6
Internal Medicine	2099140C0	22	22
Medicine-Preliminary	2099140P0	4	1
Obstetrics-Gynecology	2099220C0	4	4

Pediatrics	2099320C0	6	6
Psychiatry	2099400C0	4	4
General Surgery	2099440C0	2	2
Surgery-Preliminary	2099440P0	8	1

Phoebe Putney Mem Hosp-GA

	Code	Quota	Matched
Albany Family Medicine	1020120C0	8	8

Piedmont Athens Regional-GA

	Code	Quota	Matched
Athens Internal Medicine	1805140C0	15	15
Transitional	1805999P0	10	9

Redmond Regional Med Ctr-GA

	Code	Quota	Matched
Rome Internal Medicine	1867140C0	6	6
Transitional	1867999P0	10	5

South Georgia Med Ed & Res Consortium

	Code	Quota	Matched
Moultrie Family Medicine	2147120C0	1	1

WellStar Kennestone Reg Med Ctr-GA

	Code	Quota	Matched
Marietta Emergency Medicine	1814110C0	12	12
Family Medicine	1814120C0	7	7
Internal Medicine	1814140C0	10	10
Obstetrics-Gynecology	1814220C0	4	4
Transitional	1814999P0	12	12

HAWAII

Hilo Medical Center-HI

	Code	Quota	Matched
Hilo Family Medicine	1691120C0	6	6

Kaiser Permanente Hawaii

	Code	Quota	Matched
Honolulu Internal Medicine	1727140C0	5	5

Tripler Army Med Ctr-HI

	Code	Quota	Matched
Tripler Amc Internal Medicine	1431140C0	6	3
Radiology-Diagnostic	1431420C0	1	1

University of Hawaii

	Code	Quota	Matched
Honolulu Family Medicine	3350120C0	7	7
Internal Medicine	3350140C0	19	19
Medicine-Preliminary	3350140P0	6	6
Obstetrics-Gynecology	3350220C0	6	6
Ob-Gyn/Preliminary	3350220P0	1	1
Orthopaedic Surgery	3350260C0	1	1
Ortho Surg/Research	3350260C1	1	1
Pathology	3350300C0	2	1
Pediatrics	3350320C0	8	8
Psychiatry	3350400C0	6	6
General Surgery	3350440C0	4	4
Surgery-Preliminary	3350440P0	2	0

NRMP Program Results 2018 Main Residency Match®

IDAHO

Boise VA Medical Ctr-ID

Boise	Code	Quota	Matched
Internal Medicine	1172140C0	9	9
Medicine-Preliminary	1172140P1	4	4

Eastern Idaho Regional Med Ctr

Idaho Falls	Code	Quota	Matched
Internal Medicine	2140140C0	10	10

Family Medicine Res of Idaho

Boise	Code	Quota	Matched
Family Medicine	3039120C0	11	11
Family Med/Rural	3039120C1	3	3
Fam Med/Magic Valley Rural	3039120C2	2	2

Idaho State University

Pocatello	Code	Quota	Matched
Family Medicine	1005120C0	7	7

Kootenai Health-ID

Coeur D'Alene	Code	Quota	Matched
Family Medicine	1593120C0	6	6

ILLINOIS

Advocate Health Care-IL

Downers Grove	Code	Quota	Matched
Anesthesiology/AIMMC	2117040C0	6	6
Anesthesiology/AIMMC	2117040R0	2	2
Emergency Medicine/ACMC	2117110C0	14	14
Family Medicine/ACMC	2117120C0	4	4
Family Medicine/AIMMC	2117120C1	8	8
Family Medicine/ALGH	2117120C2	9	9
Internal Medicine/AIMMC	2117140C0	16	16
Internal Medicine/ALGH	2117140C1	16	16
Med-Prelim/AIMMC	2117140P0	7	7
Med-Prelim/ALGH	2117140P1	8	8
Obstetrics-Gynecology/AIMMC	2117220C0	3	3
Obstetrics-Gynecology/ALGH	2117220C1	3	3
Pediatrics/ACMC	2117320C0	13	6
Pediatrics/ALGH	2117320C1	12	12
Psychiatry/ALGH	2117400C0	3	3
Radiology-Diagnostic/AIMMC	2117420A0	3	3

Carle Foundation Hosp-IL

Urbana	Code	Quota	Matched
Family Medicine	1226120C0	2	2
General Surgery	1226440C0	2	2
Surgery-Preliminary	1226440P0	2	1

Cook County Health and Hosps Sys-IL

Chicago	Code	Quota	Matched
Anesthesiology	1127040C0	8	8
Anesthesiology	1127040R0	1	1
Dermatology	1127080A0	4	4
Dermatology	1127080R0	1	1
Emergency Medicine	1127110C0	17	17
Family Medicine	1127120C0	12	12
Internal Medicine	1127140C0	42	42

Medicine-Primary	1127140M0	4	4
Radiology-Diagnostic	1127420A0	4	4

Franciscan St. James Health - IL

Olympia Fields	Code	Quota	Matched
Radiology-Diagnostic	1950420C0	1	1

Hinsdale Hospital-IL

Hinsdale	Code	Quota	Matched
Family Medicine	3006120C0	4	4

Jackson Park Hosp-IL

Chicago	Code	Quota	Matched
Family Medicine	1119120C0	6	6

La Grange Mem Hosp-IL

La Grange	Code	Quota	Matched
Family Medicine	3037120C0	3	3

Loyola Univ Med Ctr-IL

Maywood	Code	Quota	Matched
Anesthesiology	1170040A0	3	3
Anesthesiology	1170040C0	10	10
Anesthesiology	1170040R0	1	1
Dermatology	1170080A0	3	3
Internal Medicine	1170140C0	31	31
Medicine-Preliminary	1170140P0	11	11
Neurological Surgery	1170160C0	1	1
Neurology	1170180C0	6	6
Obstetrics-Gynecology	1170220C0	4	4
Orthopaedic Surgery	1170260C0	5	5
Otolaryngology	1170280C0	3	3
Pathology	1170300C0	4	4
Pediatrics	1170320C0	10	10
Plastic Surgery (Integrated)	1170362C0	1	1
Psychiatry	1170400C0	6	6
Radiology-Diagnostic	1170420A0	6	6
Radiation Oncology	1170430A0	2	2
General Surgery	1170440C0	6	6
Surgery-Preliminary	1170440P0	9	4
Surg-Prelim/Urology	1170440P2	3	3
Medicine-Pediatrics	1170700C0	4	4

MacNeal Hospital-IL

Berwyn	Code	Quota	Matched
Family Medicine	1121120C0	12	12
Internal Medicine	1121140C0	14	14
Transitional	1121999P0	16	16

Marianjoy Rehab Hosp-IL

Wheaton	Code	Quota	Matched
Phys Medicine & Rehab	1103340A0	6	6

Mercy Hosp & Med Ctr-IL

Chicago	Code	Quota	Matched
Internal Medicine	1141140C0	20	20
Obstetrics-Gynecology	1141220C0	4	4

Mt Sinai Hosp Med Ctr-IL

Chicago	Code	Quota	Matched
Obstetrics-Gynecology	1144220C0	4	4

NRMP Program Results 2018 Main Residency Match®

Northwestern McGaw/Lurie Childrens-IL

Chicago	Code	Quota	Matched
Child Neurology	1842185C0	3	3
Child Neurology	1842185R0	1	1
Pediatrics	1842320C0	31	31

Northwestern McGaw/NMH/VA-IL

Chicago	Code	Quota	Matched
Anesthesiology/3 Yr	2247040A0	8	8
Anesthesiology/4 Yr	2247040C0	13	13
Dermatology	2247080A0	4	4
Emergency Medicine	2247110C0	15	15
Family Med/Erie-Swedish	2247120C0	8	8
Family Med/Lake Forest	2247120C1	8	8
Internal Medicine	2247140C0	36	36
Internal Medicine/PSTP	2247140C1	2	2
Medicine-Preliminary	2247140P0	2	2
Med-Prelim/Neurology	2247140P1	6	6
Neurological Surgery	2247160C0	3	3
Neurology	2247180A0	8	8
Obstetrics-Gynecology	2247220C0	12	12
Orthopaedic Surgery	2247260C0	7	7
Otolaryngology	2247280C0	3	3
Pathology	2247300C0	6	6
Path-Investigator Trk	2247300C1	0	0
Plastic Surgery (Integrated)	2247362C0	2	2
Psychiatry	2247400C0	8	8
Interventional Radiology (Integ)	2247416A0	2	2
Radiology-Diagnostic	2247420A0	9	9
Radiation Oncology/4 yr	2247430A0	2	2
General Surgery	2247440C0	6	6
Surgery-Preliminary	2247440P0	8	7
Vascular Surgery	2247451C0	1	1
Thoracic Surgery	2247461C0	1	1
Medicine-Dermatology	2247785C0	1	1

Northwestern McGaw/RIC-IL

Chicago	Code	Quota	Matched
Phys Medicine & Rehab	2155340A0	8	8
Phys Medicine & Rehab	2155340C0	4	4

Presence Resurrection Med Ctr-IL

Chicago	Code	Quota	Matched
Emergency Medicine	1937110C0	13	13
Family Medicine	1937120C0	2	2
Transitional	1937999P0	14	14

Presence Saint Francis Hospital-IL

Evanston	Code	Quota	Matched
Internal Medicine	1168140C0	15	15
Medicine-Preliminary	1168140P0	6	6
Obstetrics-Gynecology	1168220C0	2	2
Radiology-Diagnostic	1168420A0	3	3
Radiology-Diagnostic	1168420R0	1	0
Transitional	1168999P0	10	10

Presence St Joseph Hosp-IL

Chicago	Code	Quota	Matched
Family Medicine	1405120C0	6	6
Internal Medicine	1405140C0	22	22

Medicine-Preliminary	1405140P0	5	5
Obstetrics-Gynecology	1405220C0	3	3
General Surgery	1405440C0	2	2
Surgery-Preliminary	1405440P0	2	2
Transitional	1405999P0	6	6

Presence Sts Mary and Elizabeth Med Ctr-IL

Chicago	Code	Quota	Matched
Family Medicine	1389120C0	12	12

Quincy Fam Prac Ctr-IL

Quincy	Code	Quota	Matched
Family Medicine	2026120C0	4	4

RFUMS/Chicago Medical School-IL

North Chicago	Code	Quota	Matched
Internal Medicine	3053140C0	10	10
Internal Medicine/McHenry	3053140C1	10	10
Psychiatry	3053400C0	7	7

Rush University Med Ctr-IL

Chicago	Code	Quota	Matched
Anesthesiology	1147040A0	6	6
Anesthesiology	1147040C0	14	14
Dermatology	1147080A0	2	2
Emergency Medicine	1147110C0	12	12
Internal Medicine	1147140C0	34	34
Medicine-Preliminary	1147140P0	4	4
Med-Prelim/Neurology	1147140P1	8	8
Neurological Surgery	1147160C0	3	3
Neurology	1147180A0	8	8
Obstetrics-Gynecology	1147220C0	6	6
Orthopaedic Surgery	1147260C0	5	5
Otolaryngology	1147280C0	2	2
Pathology	1147300C0	4	4
Pediatrics	1147320C0	11	11
Phys Medicine & Rehab	1147340A0	1	1
Phys Medicine & Rehab	1147340C0	3	3
Phys Medicine & Rehab	1147340R1	1	1
Psychiatry	1147400C0	8	8
Interventional Radiology (Integ)	1147416C0	4	4
Radiology-Diagnostic	1147420A0	5	5
Radiation Oncology	1147430A1	1	1
Radiation Oncology	1147430C1	1	1
General Surgery	1147440C0	9	9
Surgery-Preliminary	1147440P0	11	6
Medicine-Pediatrics	1147700C0	4	4

Rush-Copley Mem Hosp-IL

Aurora	Code	Quota	Matched
Family Medicine	1323120C0	4	4

SIU Carbondale-IL

Carbondale	Code	Quota	Matched
Family Medicine	2948120C0	4	4

SIU Decatur-IL

Decatur	Code	Quota	Matched
Family Medicine	2016120C0	5	5

NRMP Program Results 2018 Main Residency Match®

SIU SOM & Affil Hosps-IL

Springfield	Code	Quota	Matched
Dermatology	2922080C0	2	2
Emergency Medicine	2922110C0	8	8
Family Medicine	2922120C0	9	9
Internal Medicine	2922140C0	14	14
Medicine-Preliminary	2922140P0	2	2
Neurological Surgery	2922160C0	1	1
Neurology	2922180C0	3	3
Obstetrics-Gynecology	2922220C0	5	5
Orthopaedic Surgery	2922260C0	3	3
Otolaryngology	2922280C0	2	2
Pediatrics	2922320C0	7	7
Plastic Surgery (Integrated)	2922362C0	2	2
Psychiatry	2922400C0	6	6
Radiology-Diagnostic	2922420C0	3	3
General Surgery	2922440C0	4	4
Surg-Prelim/Urology	2922440P2	2	2
Vascular Surgery	2922451C0	1	1
Medicine-Psychiatry	2922715C0	2	2

Schwab Rehab Hosp-IL

Chicago	Code	Quota	Matched
Phys Medicine & Rehab	1339340A0	5	5

Swedish Covenant Hosp-IL

Chicago	Code	Quota	Matched
Internal Medicine	1159140C0	2	2

U IL-Methodist Med Ctr

Peoria	Code	Quota	Matched
Family Medicine	2267120C0	8	8
Psychiatry	2267400C0	4	4

U IL-St Francis Med Ctr

Peoria	Code	Quota	Matched
Emergency Medicine	1175110C0	12	12
Internal Medicine	1175140C0	12	12
Neurological Surgery	1175160C0	2	2
Neurology	1175180C0	4	4
Obstetrics-Gynecology	1175220C0	3	3
Pediatrics	1175320C0	10	10
Radiology-Diagnostic	1175420C0	4	4
General Surgery	1175440C0	4	4
Medicine-Pediatrics	1175700C0	8	8

U Illinois COM-Chicago

Chicago	Code	Quota	Matched
Anesthesiology	1150040C0	11	11
Dermatology	1150080A0	4	4
Emergency Medicine	1150110C0	15	15
Family Medicine/UIH	1150120C1	8	8
Internal Medicine/UIC Christ	1150140C0	21	21
Internal Medicine/UIH	1150140C1	34	34
Med-Prelim/UIH	1150140P0	14	14
Med-Prelim/UIC Christ	1150140P1	5	5
Neurological Surgery	1150160C0	2	2
Neurology	1150180C0	6	6
Obstetrics-Gynecology	1150220C0	7	7
Orthopaedic Surgery	1150260C0	7	7

Otolaryngology	1150280C0	3	3
Pathology	1150300C0	7	7
Pediatrics	1150320C0	12	12
Pediatrics/Internationally Funded	1150320C1	1	1
Peds-Prelim/Child Neurology	1150320P0	0	0
Psychiatry	1150400C0	10	10
Psychiatry/Research	1150400C2	0	0
Interventional Radiology (Integ)	1150416A0	2	2
Radiology-Diagnostic	1150420A0	6	6
Radiology-Diagnostic/SACM	1150420R1	0	0
General Surgery	1150440C0	6	6
Surg-Prelim/Urology	1150440P0	2	2
Surg-Prelim/Undesignated	1150440P1	4	0
Medicine-Pediatrics	1150700C0	4	4
Medicine-Emergency Med	1150705C0	3	3

U Illinois COM-Rockford

Rockford	Code	Quota	Matched
Family Medicine	2268120C0	7	7
Fam Med/Dixon Rural	2268120C1	2	2

U Illinois COM-Urbana

Urbana	Code	Quota	Matched
Internal Medicine	2046140C0	12	12
Medicine-Preliminary	2046140P0	3	3
Psychiatry	2046400C0	4	4

UIC/Metro Group Hospitals-IL

Chicago	Code	Quota	Matched
General Surgery	2920440C0	6	6
Surgery-Preliminary	2920440P0	7	7

UIC/Mt Sinai Hosp Med Ctr-IL

Chicago	Code	Quota	Matched
General Surgery	1287440C0	3	3
Surgery-Preliminary	1287440P0	2	2

Univ of Chicago Med Ctr-IL

Chicago	Code	Quota	Matched
Anesthesiology	1160040A0	10	10
Anesthesiology	1160040C0	8	8
Dermatology	1160080A0	3	3
Emergency Medicine	1160110C0	16	16
Family Medicine/NorthShore	1160120C0	6	6
Internal Medicine	1160140C0	31	31
Int Med/MD Scientist	1160140C1	3	3
Internal Medicine/NorthShore	1160140C2	15	15
Medicine-Preliminary	1160140P0	6	6
Med-Prelim/NorthShore	1160140P2	6	6
Med-Prelim/Neurology-NShore	1160140P3	4	4
Med-Prelim/Dermatology	1160140P4	0	0
Med-Prelim/Neurology	1160140P5	1	1
Neurological Surgery	1160160C0	2	2
Neurology	1160180A0	6	6
Child Neurology	1160185C0	2	1
Obstetrics-Gynecology	1160220C0	7	7
Orthopaedic Surgery	1160260C0	5	5
Otolaryngology	1160280C0	2	2
Pathology	1160300C0	3	3
Pathology-Clinical	1160300C1	0	0

NRMP Program Results 2018 Main Residency Match®

Univ of Chicago Med Ctr-IL (Continued)

Pathology/NorthShore	1160300C2	3	1
Pediatrics	1160320C0	20	20
Pediatrics/Med Education	1160320C1	1	1
Pediatrics/Health Services	1160320C4	0	0
Plastic Surgery (Integrated)	1160362C0	2	2
Psychiatry	1160400C0	6	6
Interventional Radiology (Integ)	1160416A0	2	2
Radiology-Diagnostic	1160420A0	6	6
Radiation Oncology	1160430A0	2	2
General Surgery	1160440C0	7	7
Surg-Prelim/Urology	1160440P1	3	3
Surgery-Preliminary	1160440P2	1	1
Medicine-Pediatrics	1160700C0	4	4
Transitional/NorthShore	1160999P0	10	10

Weiss Memorial Hospital-IL

Chicago	Code	Quota	Matched
Transitional	1846999P0	8	8

West Suburban Med Ctr-IL

Oak Park	Code	Quota	Matched
Family Medicine	1173120C0	10	10
Internal Medicine	1173140C0	8	8
Medicine-Preliminary	1173140P0	6	6

INDIANA

Community Health Network-IN

Indianapolis	Code	Quota	Matched
Family Medicine	3027120C0	10	10
Psychiatry	3027400C0	4	4

Deaconess Hospital-IN

Evansville	Code	Quota	Matched
Family Medicine	3029120C0	8	8

Ft Wayne Med Ed Prog-IN

Fort Wayne	Code	Quota	Matched
Family Medicine	1178120C0	8	8

Indiana Univ Health Ball Memorial Hosp

Muncie	Code	Quota	Matched
Family Medicine	1192120C0	10	10
Internal Medicine	1192140C0	8	8
Transitional	1192999P0	10	10

Indiana Univ Sch Of Med

Indianapolis	Code	Quota	Matched
Anesthesiology	1187040A0	22	22
Anesthesiology	1187040C0	4	4
Dermatology	1187080A0	2	2
Dermatology	1187080C0	2	2
Emergency Medicine	1187110C0	21	21
Family Medicine	1187120C0	14	14
Family Medicine/Arnett	1187120C2	5	5
Internal Medicine	1187140C0	36	36
Neurological Surgery	1187160C0	3	3
Neurology	1187180C0	8	8
Child Neurology	1187185C0	1	0
Neurodevelopmental Disabilities	1187186C0	1	1

Neurodevelopmental Disabilities	1187186R0	1	0
Obstetrics-Gynecology	1187220C0	10	10
Orthopaedic Surgery	1187260C0	5	5
Orthopaedic Surgery/Research	1187260C1	1	1
Otolaryngology-Clinical	1187280C0	3	3
Pathology	1187300C0	5	5
Pediatrics	1187320C0	25	25
Phys Medicine & Rehab	1187340A0	3	3
Plastic Surgery (Integrated)	1187362C0	2	2
Psychiatry	1187400C0	8	8
Interventional Radiology (Integ)	1187416A0	2	2
Radiology-Diagnostic	1187420A0	9	9
Radiology-Diagnostic	1187420C0	2	2
Radiation Oncology	1187430A0	1	0
Radiation Oncology	1187430C0	1	0
General Surgery	1187440C0	10	10
Surgery-Preliminary	1187440P0	10	10
Vascular Surgery	1187451C0	1	1
Thoracic Surgery	1187461C0	1	1
Medicine-Pediatrics	1187700C0	14	14
Pediatrics-Emergency Med	1187725C0	2	2
Peds/Psych/Child Psych	1187730C0	3	3
Transitional	1187999P0	15	15

Memorial Hospital-IN

South Bend	Code	Quota	Matched
Family Medicine	1193120C0	9	9

St Francis Hosp Ctr-IN

Indianapolis	Code	Quota	Matched
Family Medicine	2963120C0	8	8

St Josephs Reg Med Ctr-IN

Mishawaka	Code	Quota	Matched
Family Medicine	1194120C0	9	9

St Vincent Hosp Ctr-IN

Indianapolis	Code	Quota	Matched
Family Medicine	1189120C0	7	7
Internal Medicine	1189140C0	14	14
Medicine-Preliminary	1189140P0	6	6
Obstetrics-Gynecology	1189220C0	5	5
Pediatrics	1189320C0	5	3
General Surgery	1189440C0	3	3
Medicine-Family Med	1189740C0	2	2
Transitional	1189999P0	18	18

Union Hospital-IN

Terre Haute	Code	Quota	Matched
Family Medicine	3007120C0	7	7

IOWA

Broadlawns Med Ctr-IA

Des Moines	Code	Quota	Matched
Family Medicine	1199120C0	8	8
Transitional	1199999P0	4	4

Cedar Rapids Med Ed Fdn-IA

Cedar Rapids	Code	Quota	Matched
Family Medicine	1196120C0	7	6

NRMP Program Results 2018 Main Residency Match®

Central Iowa Health System

Des Moines	Code	Quota	Matched
Family Med/IA Lutheran	1201120C0	6	6
Int Med/IA Methodist	1201140C0	10	10
Med-Prelim/IA Methodist	1201140P0	2	2
Peds/Blank Childrens	1201320C0	7	7
Gen Surg/IA Methodist	1201440C0	4	4
Surg-Prelim/IA Methodist	1201440P0	2	0
Trans/IA Methodist	1201999P0	4	4

Genesis Quad Cities-IA

Davenport	Code	Quota	Matched
Family Medicine	2969120C0	6	6

Mercy Medical Center-Des Moines-IA

Des Moines	Code	Quota	Matched
Family Medicine	1346120C0	8	8
Internal Medicine	1346140C0	10	8
Psychiatry	1346400C0	4	4

Mercy Medical Center-North Iowa

Mason City	Code	Quota	Matched
Family Medicine	2015120C0	6	3
Internal Medicine	2015140C0	2	2

Northeast Iowa Med Ed Fdn

Waterloo	Code	Quota	Matched
Family Medicine	3079120C0	6	6

Siouxland Med Ed Fdn-IA

Sioux City	Code	Quota	Matched
Family Medicine	3022120C0	6	6

U Iowa Hosps and Clinics

Iowa City	Code	Quota	Matched
Anesthesiology	1203040C0	15	15
Dermatology	1203080A0	5	5
Emergency Medicine	1203110C0	9	9
Family Medicine	1203120C0	6	6
Internal Medicine	1203140C0	23	23
Medicine-Preliminary	1203140P0	3	3
Med-Prelim/Ophthalmology	1203140P2	5	5
Neurological Surgery	1203160C0	2	2
Neurology	1203180C0	8	8
Child Neurology	1203185C0	1	1
Child Neurology	1203185R0	1	1
Obstetrics-Gynecology	1203220C0	5	5
Orthopaedic Surgery	1203260C0	6	6
Otolaryngology	1203280C0	3	3
Otolaryngology/Research	1203280C1	2	2
Pathology	1203300C0	6	6
Pediatrics	1203320C0	15	15
Psychiatry	1203400C0	7	7
Interventional Radiology (Integ)	1203416C0	1	1
Radiology-Diagnostic	1203420A0	3	3
Radiology-Diagnostic	1203420C0	4	4
Radiation Oncology	1203430A0	3	3
General Surgery	1203440C0	6	6
Surg-Prelim/Urology	1203440P2	3	3
Surgery-Preliminary	1203440P3	2	1

Vascular Surgery	1203451C0	1	1
Thoracic Surgery	1203461C0	1	1
Medicine-Psychiatry	1203715C0	2	2
Psychiatry-Family Med	1203720C0	2	2

KANSAS

U Kansas SOM-Kansas City

Kansas City	Code	Quota	Matched
Anesthesiology	1208040A0	1	1
Anesthesiology	1208040C0	8	8
Anesthesiology	1208040R0	2	0
Dermatology	1208080A0	4	4
Emergency Medicine	1208110C0	8	8
Family Medicine	1208120C0	9	9
Internal Medicine	1208140C0	23	23
Medicine-Preliminary	1208140P0	4	4
Med-Prelim/PM&R	1208140P1	1	1
Med-Prelim/Radiology	1208140P3	5	5
Med-Prelim/Dermatology	1208140P5	1	1
Med-Prelim/Radiation Onc	1208140P6	0	0
Med-Prelim/Ophthalmology	1208140P7	0	0
Med-Prelim/Int Radiology	1208140P8	1	1
Neurological Surgery	1208160C0	2	2
Neurology	1208180C0	5	5
Obstetrics-Gynecology	1208220C0	4	4
Orthopaedic Surgery	1208260C0	4	4
Otolaryngology	1208280C0	4	4
Pathology	1208300C0	5	5
Phys Medicine & Rehab	1208340A0	3	3
Plastic Surgery (Integrated)	1208362C0	2	2
Psychiatry	1208400C0	7	7
Interventional Radiology (Integ)	1208416A0	1	1
Radiology-Diagnostic	1208420A0	6	6
Radiology-Diagnostic	1208420R0	1	1
Radiation Oncology	1208430A0	2	2
General Surgery	1208440C0	5	5
Surg-Prelim/Urology	1208440P1	3	3
Medicine-Psychiatry	1208715C0	2	2

U Kansas SOM-Wichita

Wichita	Code	Quota	Matched
Anesthesiology	3054040C0	5	5
Family Med/Via Christi	3054120C0	18	18
Family Med/Smoky Hill	3054120C1	5	5
Family Med/Wesley	3054120C2	9	9
Internal Medicine	3054140C0	11	11
Medicine-Preliminary	3054140P0	5	5
Obstetrics-Gynecology	3054220C0	5	5
Orthopaedic Surgery	3054260C0	4	4
Pediatrics	3054320C0	5	5
Psychiatry	3054400C0	6	6
Radiology-Diagnostic	3054420A0	3	3
General Surgery	3054440C0	6	6
Surgery-Preliminary	3054440P0	1	1
Medicine-Pediatrics	3054700C0	3	2

NRMP Program Results 2018 Main Residency Match®

KENTUCKY

Appalachian OPTIC-KY

	Code	Quota	Matched
Pikeville			
Internal Medicine	2134140C0	1	0

Baptist Health Madisonville-KY

	Code	Quota	Matched
Madisonville			
Family Medicine	2912120C0	6	6

St Elizabeth Med Ctr-KY

	Code	Quota	Matched
Edgewood			
Family Medicine	1213120C0	8	8

U Kentucky Med Ctr

	Code	Quota	Matched
Lexington			
Anesthesiology	1848040C0	14	14
Emergency Medicine	1848110C0	12	12
Family Medicine	1848120C0	6	6
Fam Med/East Kentucky	1848120C1	3	3
Fam Med/Rural-Morehead	1848120C3	4	4
Internal Medicine	1848140C0	19	19
Internal Med/Bowling Green	1848140C1	2	2
Medicine-Primary	1848140M0	6	6
Medicine-Preliminary	1848140P0	8	8
Neurological Surgery	1848160C0	2	2
Neurology	1848180C0	6	6
Child Neurology	1848185C0	2	2
Obstetrics-Gynecology	1848220C0	5	5
Orthopaedic Surgery	1848260C0	5	5
Otolaryngology	1848280C0	3	2
Pathology	1848300C0	3	3
Pediatrics	1848320C0	8	8
Phys Medicine & Rehab	1848340C0	4	4
Plastic Surgery (Integrated)	1848362C0	2	2
Psychiatry	1848400C0	6	6
Radiology-Diagnostic	1848420A0	5	5
Radiology-Diagnostic	1848420R0	1	1
Radiation Oncology	1848430A0	2	2
General Surgery	1848440C0	6	6
Surgery-Preliminary	1848440P0	14	4
Surg-Prelim/Urology	1848440P4	3	3
Surg-Prelim/Radiology	1848440P5	1	1
Thoracic Surgery	1848461C0	1	1
Medicine-Pediatrics	1848700C0	6	6
Peds/Psych/Child Psych	1848730C0	2	2

U Louisville SOM-KY

	Code	Quota	Matched
Louisville			
Anesthesiology	1217040C0	9	9
Dermatology	1217080A0	2	2
Emergency Medicine	1217110C0	11	11
Family Medicine	1217120C0	7	7
Family Med/Glasgow	1217120C1	4	4
Internal Medicine	1217140C0	24	24
Medicine-Preliminary	1217140P0	12	10
Neurological Surgery	1217160C0	2	2
Neurology	1217180C0	4	4
Child Neurology	1217185C0	2	2
Obstetrics-Gynecology	1217220C0	6	6

Orthopaedic Surgery	1217260C0	5	5
Otolaryngology	1217280C0	2	2
Pathology	1217300C0	3	3
Pediatrics	1217320C0	24	24
Phys Medicine & Rehab	1217340A0	3	3
Psychiatry	1217400C0	9	9
Radiology-Diagnostic	1217420A0	5	5
Radiation Oncology	1217430A0	1	1
General Surgery	1217440C0	10	10
Surg-Prelim/Urology	1217440P0	2	2
Medicine-Pediatrics	1217700C0	5	5

LOUISIANA

Baton Rouge Gen Med Ctr-LA

	Code	Quota	Matched
Baton Rouge			
Family Medicine	1139120C0	8	8
Internal Medicine	1139140C0	10	10

East Jefferson Gen Hosp-LA

	Code	Quota	Matched
Metairie			
Family Medicine	1404120C0	6	6

LSU SOM-Baton Rouge-LA

	Code	Quota	Matched
Baton Rouge			
Emergency Medicine	1221110C0	12	12
Internal Medicine	1221140C0	12	12
Medicine-Preliminary	1221140P0	5	0
Obstetrics-Gynecology	1221220C0	4	4

LSU SOM-New Orleans-LA

	Code	Quota	Matched
New Orleans			
Anesthesiology	1224040C0	6	6
Dermatology	1224080A0	6	6
Emergency Medicine	1224110C0	13	13
Family Medicine	1224120C0	6	6
Family Med/Rural-Bogalusa	1224120C1	6	6
Internal Medicine	1224140C0	12	12
Medicine-Preliminary	1224140P0	8	8
Neurological Surgery	1224160C0	2	2
Neurology	1224180C0	4	4
Child Neurology	1224185C0	0	0
Obstetrics-Gynecology	1224220C0	6	6
Orthopaedic Surgery	1224260C0	4	4
Otolaryngology	1224280C0	4	4
Pathology	1224300C0	3	3
Pediatrics	1224320C0	15	14
Phys Medicine & Rehab	1224340C0	6	6
Plastic Surgery (Integrated)	1224362C0	2	2
Psychiatry	1224400C0	12	12
Psychiatry-LSU-OLOL	1224400C1	7	7
Interventional Radiology (Integ)	1224416A0	2	2
Radiology-Diagnostic	1224420A0	3	3
General Surgery	1224440C0	10	10
Surgery-Preliminary	1224440P3	10	8
Vascular Surgery	1224451C0	2	2
Medicine-Pediatrics	1224700C0	6	5
Medicine-Emergency Med	1224705C0	2	2
Pediatrics-Emergency Med	1224725C0	1	1

NRMP Program Results 2018 Main Residency Match®

LSUHSC Lake Charles-LA

	Code	Quota	Matched
Lake Charles			
Family Medicine	1278120C0	8	8

LSUHSC-Shreveport-LA

	Code	Quota	Matched
Shreveport			
Anesthesiology	1232040C0	8	8
Emergency Medicine	1232110C0	8	8
Family Medicine	1232120C0	6	6
Family Med/N Caddo	1232120C1	2	2
Family Med/Monroe	1232120C3	8	8
Internal Medicine	1232140C0	24	24
Medicine-Preliminary	1232140P0	4	4
Neurological Surgery	1232160C0	2	2
Neurology	1232180C0	3	3
Obstetrics-Gynecology	1232220C0	6	6
Orthopaedic Surgery	1232260C0	2	2
Otolaryngology	1232280C0	3	3
Pathology	1232300C0	3	3
Pediatrics	1232320C0	8	8
Psychiatry	1232400C0	8	8
Radiology-Diagnostic	1232420C0	4	4
General Surgery	1232440C0	4	4
Surg-Prelim/Urology	1232440P0	2	2
Surgery-Preliminary	1232440P1	2	0
Medicine-Pediatrics	1232700C0	4	4
Emergency Med-Family Med	1232795C0	2	2

Leonard J Chabert Med Ctr-LA

	Code	Quota	Matched
Houma			
Internal Medicine	1415140C0	8	8

Ochsner Clinic Foundation-LA

	Code	Quota	Matched
New Orleans			
Anesthesiology	1966040C0	11	11
Anesthesiology	1966040R0	1	1
Internal Medicine	1966140C0	14	14
Internal Medicine/KSA	1966140C1	2	2
Medicine-Primary	1966140M0	2	2
Medicine-Preliminary	1966140P0	6	3
Neurology	1966180C0	3	3
Obstetrics-Gynecology	1966220C0	5	5
Orthopaedic Surgery	1966260C0	3	3
Radiology-Diagnostic	1966420C0	5	5
Radiology-Diagnostic/KSA	1966420C1	1	1
General Surgery	1966440C0	6	6
Surgery-Preliminary	1966440P0	4	3

Our Lady of the Lake Reg Med Ctr-LA

	Code	Quota	Matched
Baton Rouge			
Pediatrics	1421320C0	9	9
Pediatrics-Primary	1421320M0	3	3

Rapides Reg Med Ctr-LA

	Code	Quota	Matched
Alexandria			
Family Medicine	1273120C0	6	6

Tulane Univ SOM-LA

	Code	Quota	Matched
New Orleans			
Anesthesiology	3073040C0	5	5

Dermatology	3073080A0	4	4
Internal Medicine	3073140C0	32	32
Int Med-Primary Care	3073140C1	1	1
Medicine-Preliminary	3073140P0	13	13
Neurological Surgery	3073160C0	1	1
Neurology	3073180C0	5	5
Neurology	3073180R0	1	1
Obstetrics-Gynecology	3073220C0	6	6
Orthopaedic Surgery	3073260C0	3	3
Otolaryngology	3073280C0	3	3
Pathology	3073300C0	3	3
Pediatrics	3073320C0	8	8
Psychiatry	3073400C0	6	6
Radiology-Diagnostic	3073420C0	4	4
General Surgery	3073440C0	5	5
Surg-Prelim/Desig	3073440P0	3	3
Surg-Prelim/Non-Desig	3073440P1	2	1
Medicine-Pediatrics	3073700C0	6	6
Medicine-Psychiatry	3073715C0	2	2
Peds/Psych/Child Psych	3073730C0	2	2

University Hosps & Clinics-LA

	Code	Quota	Matched
Lafayette			
Family Medicine	1225120C0	7	7
Internal Medicine	1225140C0	8	8
Medicine-Preliminary	1225140P0	1	0

MAINE

Central Maine Med Ctr

	Code	Quota	Matched
Lewiston			
Family Medicine	2327120C0	2	2
Family Med/Rural	2327120C1	2	2

Eastern Maine Med Ctr

	Code	Quota	Matched
Bangor			
Family Medicine	2520120C0	5	5

Maine Medical Center

	Code	Quota	Matched
Portland			
Anesthesiology	1236040C0	5	5
Emergency Medicine	1236110C0	10	10
Family Medicine	1236120C0	7	7
Internal Medicine	1236140C0	12	12
Medicine-Primary/Rural	1236140M0	1	1
Obstetrics-Gynecology	1236220C0	4	4
Pediatrics	1236320C0	6	6
Psychiatry	1236400C0	5	5
Interventional Radiology (Integ)	1236416C0	1	1
Radiology-Diagnostic	1236420C0	3	3
General Surgery	1236440C0	4	4
Surgery-Preliminary	1236440P0	1	0
Surg-Prelim/Urology	1236440P1	1	1
Vascular Surgery	1236451C0	1	1
Medicine-Pediatrics	1236700C0	4	4

Maine-Dartmouth Family Med

	Code	Quota	Matched
Augusta			
Family Medicine	2956120C0	5	5

NRMP Program Results 2018 Main Residency Match®

MARYLAND

Anne Arundel Med Ctr-MD

	Code	Quota	Matched
Annapolis			
General Surgery	1942440C0	3	3

Greater Baltimore Med Ctr-MD

	Code	Quota	Matched
Baltimore			
Medicine-Primary	1241140M0	12	12
Medicine-Preliminary	1241140P0	8	8

Johns Hopkins Hosp-MD

	Code	Quota	Matched
Baltimore			
Anesthesiology	1242040A0	22	22
Anesthesiology/Critical Care	1242040A1	1	1
Anesthesiology/Research	1242040A2	1	1
Anesthesiology	1242040R0	1	1
Dermatology	1242080A0	6	6
Emergency Medicine	1242110C0	12	12
Internal Medicine	1242140C0	41	41
Internal Med/Urban Health	1242140C1	4	4
Medicine-Preliminary	1242140P0	3	3
Neurological Surgery	1242160C0	4	4
Neurology	1242180A0	8	8
Child Neurology	1242185A0	1	0
Child Neurology	1242185C0	2	2
Neurodevelopmental Disabilities	1242186A0	2	2
Neurodevelopmental Disabilities	1242186R0	2	0
Obstetrics-Gynecology	1242220C0	9	9
Orthopaedic Surgery	1242260C0	6	6
Otolaryngology	1242280C0	5	5
Pathology AP/CP or AP Only	1242300C0	8	8
Pathology CP Only	1242300C1	1	1
Pathology AP/NP	1242300C2	0	0
Pediatrics	1242320C0	21	21
Pediatrics/Research	1242320C1	1	1
Phys Medicine & Rehab	1242340A0	6	6
Plastic Surgery (Integrated)	1242362C0	4	4
Psychiatry	1242400C0	10	10
Psychiatry/Peds	1242400C1	1	0
Radiology-Diagnostic	1242420A0	10	10
Radiation Oncology	1242430A0	4	4
General Surgery	1242440C0	6	6
Surgery-Preliminary	1242440P0	13	13
Medicine-Pediatrics	1242700C0	4	4
Pediatrics-Anesthesiology	1242726C0	2	2
Pediatrics-Medical Genetics	1242765C0	1	1
Radiology-Nuclear Medicine	1242770A0	1	1
Emergency Med-Anesthesiology	1242796C0	2	2

Johns Hopkins/Bayview-MD

	Code	Quota	Matched
Baltimore			
Internal Medicine	1237140C0	10	10
Medicine-Primary	1237140M0	6	6
Medicine-Preliminary	1237140P0	2	2
Med-Prelim/Neurology	1237140P1	4	4

MedStar Franklin Square Med Ctr-MD

	Code	Quota	Matched
Baltimore			
Family Medicine	1240120C0	7	7

Family Med-Preventive Med 1240752C0 1 1

MedStar Harbor Hospital-MD

	Code	Quota	Matched
Baltimore			
Internal Medicine	1250140C0	10	10
Medicine-Preliminary	1250140P0	8	8

MedStar Union Memorial Hosp-MD

	Code	Quota	Matched
Baltimore			
Internal Medicine	1251140C0	36	36
Medicine-Preliminary	1251140P0	7	6
Med-Prelim/Neurology-JHU	1251140P3	3	3
Med-Prelim/Radiology-GT	1251140P4	0	0
Orthopaedic Surgery	1251260C0	2	2
General Surgery	1251440C0	3	3
Surgery-Preliminary	1251440P0	6	1

Natl Insts of Health-MD

	Code	Quota	Matched
Bethesda			
Neurological Surgery	2006160C0	1	1
Pathology	2006300C0	3	3

Sinai Hospital of Baltimore-MD

	Code	Quota	Matched
Baltimore			
Internal Medicine	1249140C0	16	16
Medicine-Preliminary	1249140P0	8	8
Med-Prelim/Anesthesiology	1249140P1	1	1
Obstetrics-Gynecology	1249220C0	4	4
Pediatrics	1249320C0	8	8
Peds-Prelim/Child Neurology/NDD	1249320P0	0	0
Phys Medicine & Rehab	1249340A0	4	4
General Surgery	1249440C0	3	3

St Agnes Hospital-MD

	Code	Quota	Matched
Baltimore			
Internal Medicine	1247140C0	12	12
Medicine-Primary	1247140M0	2	2
Medicine-Preliminary	1247140P0	4	4
General Surgery	1247440C0	3	3
Surgery-Preliminary	1247440P0	4	2

U Maryland Med Ctr

	Code	Quota	Matched
Baltimore			
Anesthesiology	1252040A0	5	5
Anesthesiology	1252040C0	8	8
Anesthesiology	1252040R0	1	1
Dermatology	1252080A0	3	3
Emergency Medicine	1252110C0	11	11
Emergency Medicine/SACM	1252110C1	1	1
Emergency Med/Military	1252110C2	1	0
Family Medicine	1252120C0	10	6
Internal Medicine	1252140C0	30	30
Internal Med/Research Pathway	1252140C1	0	0
Internal Med/Intl Scholars	1252140C2	2	2
Medicine-Preliminary	1252140P0	10	10
Med-Prelim/Neurology	1252140P1	4	4
Med-Prelim/Intl Scholars	1252140P2	2	2
Neurological Surgery	1252160C0	2	2
Neurology	1252180A0	6	6
Obstetrics-Gynecology	1252220C0	7	7
Orthopaedic Surgery	1252260C0	6	6

NRMP Program Results 2018 Main Residency Match®

U Maryland Med Ctr (Continued)

Otolaryngology	1252280C0	3	3
Pathology	1252300C0	4	4
Pediatrics	1252320C0	14	14
Peds-Prelim/Child Neurology/NDD	1252320P0	1	1
Psychiatry/Sheppard Pratt	1252400C0	16	16
Psychiatry/Physician Scientist	1252400C1	1	1
Radiology-Diagnostic	1252420A0	9	9
Rad-Diag/SACM-Advanced	1252420A1	1	1
Radiology-Diagnostic-SACM	1252420R0	1	1
Radiation Oncology	1252430A0	3	3
Radiation Oncology	1252430R1	1	1
General Surgery	1252440C0	6	6
Surgery-Preliminary	1252440P0	6	6
Surg-Prelim/Urology	1252440P2	2	2
Surg-Prelim/SACM	1252440P3	1	1
Thoracic Surgery	1252461C0	1	1
Medicine-Pediatrics	1252700C0	4	4
Medicine-Emergency Med	1252705C0	2	2
Pediatrics-Emergency Med	1252725C0	2	2

U Maryland Med Ctr Midtown Campus

Baltimore	Code	Quota	Matched
Internal Medicine	1244140C0	9	9
Transitional	1244999P0	10	10

U Maryland Prince Georges Hosp Ctr-MD

Cheverly	Code	Quota	Matched
Family Medicine	1905120C0	4	4
Internal Medicine	1905140C0	12	12
Medicine-Preliminary	1905140P0	6	6

U Maryland-Mercy Med Ctr

Baltimore	Code	Quota	Matched
Medicine-Preliminary	1245140P0	12	12
Med-Prelim/JHU Anesthesia	1245140P1	6	6

MASSACHUSETTS

B I Deaconess Med Ctr-MA

Boston	Code	Quota	Matched
Anesthesiology	1256040A0	5	5
Anesthesiology	1256040C0	12	12
Anesthesiology/Clin Scientist	1256040C1	0	0
Anesthesiology	1256040R0	1	1
Emergency Medicine	1256110C0	13	13
Internal Medicine	1256140C0	46	46
Medicine-Primary	1256140M0	4	4
Medicine-Preliminary	1256140P0	10	10
Med-Prelim/Neurology	1256140P1	4	4
Neurological Surgery	1256160C0	1	1
Neurology	1256180A0	7	7
Obstetrics-Gynecology	1256220C0	6	6
Pathology	1256300C0	7	7
Psychiatry	1256400C0	10	10
Interventional Radiology (Integ)	1256416A0	2	2
Radiology-Diagnostic	1256420A0	8	8
General Surgery	1256440C0	9	9
Surgery-Preliminary	1256440P0	6	3
Vascular Surgery	1256451C0	1	1

Transitional/Brockton-BIDMC 1256999P0 9 9

Baystate Med Ctr-MA

Springfield	Code	Quota	Matched
Anesthesiology-3 yr	1286040A0	8	8
Anesthesiology	1286040R0	3	3
Emergency Medicine	1286110C0	14	14
Internal Medicine	1286140C0	15	15
Medicine-Primary	1286140M0	3	1
Obstetrics-Gynecology	1286220C0	6	6
Pathology	1286300C0	3	3
Pediatrics	1286320C0	9	9
Psychiatry	1286400C0	4	4
Radiology-Diagnostic	1286420A0	4	4
General Surgery	1286440C0	6	6
Surgery-Preliminary	1286440P0	5	0
Medicine-Pediatrics	1286700C0	8	8

Berkshire Med Ctr-MA

Pittsfield	Code	Quota	Matched
Internal Medicine	1281140C0	12	12
Medicine-Preliminary	1281140P0	8	8

Boston Univ Med Ctr-MA

Boston	Code	Quota	Matched
Anesthesiology	1257040A0	5	5
Anesthesiology	1257040C0	6	6
Dermatology	1257080A0	5	5
Emergency Medicine	1257110C0	12	12
Family Medicine	1257120C0	12	12
Internal Medicine	1257140C0	40	40
Int Med/ABIM Research Pathway	1257140C1	0	0
Medicine-Primary	1257140M0	5	5
Medicine-Preliminary	1257140P0	2	2
Med-Prelim/Neurology	1257140P1	6	6
Neurology	1257180A0	7	7
Neurology	1257180R0	1	1
Child Neurology	1257185C0	1	1
Child Neurology	1257185R0	2	1
Obstetrics-Gynecology	1257220C0	5	5
Orthopaedic Surgery	1257260C0	4	4
Ortho Surg/Research	1257260C1	1	1
Otolaryngology	1257280C0	3	3
Pathology	1257300C0	2	1
Psychiatry	1257400C0	8	8
Radiology-Diagnostic	1257420A0	9	9
General Surgery	1257440C0	5	5
Surgery-Preliminary	1257440P0	4	3
Surg-Prelim/Urology	1257440P1	2	2
Psychiatry-Family Med	1257720C0	2	2

Brigham & Womens Hosp-MA

Boston	Code	Quota	Matched
Anesthesiology	1265040A0	9	9
Anesthesiology	1265040C0	18	18
Anesthesiology/Research	1265040C1	0	0
Anesthesiology	1265040R0	1	1
Internal Medicine	1265140C0	40	40
Medicine-Primary/DGM	1265140M0	8	8
Medicine-Primary/HVMA	1265140M1	4	4

NRMP Program Results 2018 Main Residency Match®

Brigham & Womens Hosp-MA (Continued)

Medicine-Preliminary	1265140P0	12	12
Med-Prelim/Neurology	1265140P1	7	7
Neurological Surgery	1265160C0	2	2
Neurology/BWH-MGH	1265180A0	18	18
Obstetrics-Gynecology/BWH-MGH	1265220C0	11	11
Path(AP only & comb AP/CP)	1265300C0	9	9
Clinical Pathology only	1265300C1	3	3
Plastic Surgery (Integrated)	1265362C0	3	3
Psychiatry	1265400C0	8	8
Psychiatry/Research	1265400C1	1	1
Psychiatry/Child	1265400C2	1	1
Interventional Radiology (Integ)	1265416C0	2	2
Radiology-Diagnostic	1265420A0	7	7
Radiology-Diagnostic	1265420R0	1	0
General Surgery	1265440C0	9	9
Surgery-Preliminary	1265440P0	7	5
Thoracic Surgery/Non-cardiac	1265461C0	1	1
Thoracic Surgery/Cardiac	1265461C1	1	1
Med-Peds/Harvard BWH/CHB	1265700C0	4	4

Cambridge Health Alliance-MA

Cambridge	Code	Quota	Matched
Family Medicine/Tufts	1268120C0	8	8
Medicine-Primary	1268140M0	8	8
Psychiatry	1268400C0	8	8
Transitional	1268999P0	7	7

Childrens Hospital-Boston-MA

Boston	Code	Quota	Matched
Child Neurology	1259185C0	5	5
Child Neurology	1259185R0	1	1
Neurodevelopmental Disabilities	1259186A0	1	0
Neurodevelopmental Disabilities	1259186R0	1	0
Peds/Childrens Hosp	1259320C0	30	30
Peds/Urban Health Advocacy-BMC	1259320C1	10	10
Pediatrics-Anesthesiology	1259726C0	0	0
Pediatrics-Medical Genetics	1259765C0	1	1

Grtr Lawrence Fam Hlth Ctr-MA

Lawrence	Code	Quota	Matched
Family Medicine	1283120C0	10	10

Harvard Med School/Mass Eye and Ear

Boston	Code	Quota	Matched
Otolaryngology	1180280C0	4	4
Otolaryngology/Research	1180280C1	1	1

Harvard South Shore-MA

Brockton	Code	Quota	Matched
Psychiatry	3120400C0	8	8

Harvard Spaulding Rehab Hosp-MA

Charlestown	Code	Quota	Matched
Phys Medicine & Rehab	1260340A0	8	8

Lahey Clinic-MA

Burlington	Code	Quota	Matched
Anesthesiology	3130040C0	6	6
Internal Medicine	3130140C0	12	12

Medicine-Preliminary	3130140P0	3	3
Med-Prelim/Neurology-Tufts	3130140P1	3	3
Plastic Surgery (Integrated)	3130362C0	1	1
Radiology-Diagnostic	3130420A0	4	4
Radiology-Diag/Sponsored	3130420A1	2	2
General Surgery	3130440C0	3	3
Surg-Prelim/Urology	3130440P0	3	3

Lemuel Shattuck Hosp-MA

Jamaica Plain	Code	Quota	Matched
Transitional	3112999P0	6	6

Massachusetts Gen Hosp

Boston	Code	Quota	Matched
Anesthesiology PG 2-4	1261040A0	17	17
Anesthesiology PG 1-4	1261040C0	7	7
Anesthesiology/IS	1261040R0	2	2
Derm/Harvard Combined	1261080A0	8	8
Emergency Med/BWH-Harvard	1261110C0	15	15
Internal Medicine	1261140C0	47	47
Int Med/Global Medicine	1261140C1	2	2
Medicine-Primary	1261140M0	6	6
Medicine-Preliminary	1261140P0	8	8
Med-Prelim/Neurology	1261140P1	6	6
Neurological Surgery	1261160C0	2	2
Child Neurology	1261185A0	1	1
Child Neurology	1261185C0	1	1
Ortho Surg/Harvard Combined	1261260C0	12	12
Pathology-Clinical	1261300C0	2	2
Pathology-Anat/Clin or Anat	1261300C1	6	6
Pediatrics	1261320C0	14	14
Pediatrics-Preliminary	1261320P0	2	2
Peds-Prelim/Child Neurology	1261320P1	1	1
Peds/Adult/Child Psychiatry	1261400C0	2	2
Psychiatry	1261400C1	14	14
Interventional Radiology (Integ)	1261416C0	3	3
Radiology-Diagnostic	1261420A0	8	8
Radiation Oncology/BWH-Harvard	1261430A0	7	7
General Surgery	1261440C0	9	9
Surgery-Preliminary	1261440P0	5	5
Vascular Surgery	1261451C0	2	2
Med-Peds/Harvard MGH	1261700C2	4	4
Medicine-Dermatology/BWH	1261785C0	1	1

MetroWest Med Ctr-Framingham-MA

Framingham	Code	Quota	Matched
Internal Medicine	1812140C0	8	8
Transitional	1812999P0	12	12

Mt Auburn Hospital-MA

Cambridge	Code	Quota	Matched
Internal Medicine	1269140C0	13	13
Medicine-Primary	1269140M0	1	1
Medicine-Preliminary	1269140P0	8	8
Radiology-Diagnostic	1269420A0	3	3

Newton-Wellesley Hosp-MA

Newton	Code	Quota	Matched
Transitional	1280999P0	10	10

NRMP Program Results 2018 Main Residency Match®

North Shore Med Ctr/Salem Hosp-MA

Salem	Code	Quota	Matched
Internal Medicine	1284140C0	6	6
Medicine-Preliminary	1284140P0	4	4
Med-Prelim/Neurology-MGH	1284140P1	0	0

St Elizabeths Med Ctr-MA

Boston	Code	Quota	Matched
Anesthesiology	1266040A0	8	6
Anesthesiology	1266040R0	5	5
Internal Medicine	1266140C0	16	16
Medicine-Preliminary	1266140P0	4	4
Med-Prelim/Neurology-Tufts	1266140P1	2	2
Psychiatry	1266400C0	5	5
General Surgery	1266440C0	3	3
Surgery-Preliminary	1266440P0	4	0

St Vincent Hosp-Worcester-MA

Worcester	Code	Quota	Matched
Internal Medicine	1290140C0	21	21
Medicine-Preliminary	1290140P0	10	10
Radiology-Diagnostic	1290420A0	4	4

Steward Carney Hospital-MA

Boston	Code	Quota	Matched
Internal Medicine	1258140C0	7	7
Medicine-Preliminary	1258140P0	3	3
Med-Prelim/Neurology Tufts	1258140P1	0	0
Transitional	1258999P0	7	4

Tufts Medical Center-MA

Boston	Code	Quota	Matched
Anesthesiology	1263040A0	8	8
Anesthesiology/FAP	1263040A1	1	1
Anesthesiology	1263040R3	1	1
Dermatology	1263080A0	2	2
Dermatology/FAP	1263080A1	1	1
Internal Medicine	1263140C0	25	25
Neurological Surgery	1263160C0	1	1
Neurology	1263180A0	5	5
Neurology/FAP	1263180A1	1	1
Child Neurology	1263185C0	1	1
Obstetrics-Gynecology	1263220C0	5	5
Ob-Gyn/Preliminary	1263220P0	1	1
Orthopaedic Surgery	1263260C0	4	4
Otolaryngology	1263280C0	2	0
Pathology	1263300C0	3	2
Pediatrics	1263320C0	10	10
Phys Medicine & Rehab	1263340A0	3	3
Psychiatry	1263400C0	5	5
Psychiatry/FAP	1263400C1	1	1
Radiology-Diagnostic	1263420A0	5	5
Radiation Oncology	1263430A0	3	2
General Surgery	1263440C0	3	3
Surgery-Preliminary	1263440P0	5	5
Peds/Psych/Child Psych	1263730C0	2	2

U Massachusetts Med School

Worcester	Code	Quota	Matched
Anesthesiology	3050040C0	8	8

Dermatology	3050080A0	3	3
Emergency Medicine	3050110C0	12	12
Fam Med/Hahnemann FHC	3050120C0	4	4
Fam Med/Queen St FHC	3050120C1	4	4
Family Med/Barre FHC	3050120C2	4	4
Family Med/Fitchburg	3050120C3	2	2
Internal Medicine	3050140C0	28	28
Medicine-Preliminary	3050140P0	3	3
Med-Prelim/Neurology	3050140P1	6	6
Neurology	3050180A0	6	6
Obstetrics-Gynecology	3050220C0	5	5
Orthopaedic Surgery	3050260C0	4	4
Orthopaedic Surgery/Research	3050260C1	1	1
Pathology	3050300C0	4	4
Pediatrics	3050320C0	8	8
Plastic Surgery (Integrated)	3050362C0	2	2
Psychiatry	3050400C0	4	4
Psychiatry/Child Psych	3050400C1	2	2
Radiology-Diagnostic	3050420A0	5	5
General Surgery	3050440C0	6	6
Surgery-Preliminary	3050440P0	4	1
Surg-Prelim/Urology	3050440P1	1	1
Vascular Surgery	3050451C0	2	2
Medicine-Pediatrics	3050700C0	4	4
Psychiatry-Neurology	3050755C1	1	1

MICHIGAN

Authority Health GME-MI

Detroit	Code	Quota	Matched
Internal Medicine	1920140C0	2	2
Pediatrics	1920320C0	3	3
Psychiatry	1920400C0	3	3

Beaumont Health System-OUWB-MI

Royal Oak	Code	Quota	Matched
Anesthesiology	1978040C0	6	6
Emergency Medicine	1978110C0	14	14
Family Medicine/Troy	1978120C0	7	7
Family Med/Grosse Pointe	1978120C1	6	6
Internal Medicine	1978140C0	20	20
Neurological Surgery	1978160C0	1	1
Obstetrics-Gynecology	1978220C0	6	6
Orthopaedic Surgery	1978260C0	8	8
Pathology	1978300C0	3	3
Pediatrics	1978320C0	8	8
Phys Medicine & Rehab	1978340C0	4	4
Interventional Radiology (Integ)	1978416C0	1	1
Radiology-Diagnostic	1978420C0	6	6
Radiation Oncology	1978430C0	3	3
General Surgery	1978440C0	6	6
Surgery-Preliminary	1978440P0	2	0
Surg-Prelim/Urology	1978440P1	2	2
Medicine-Pediatrics	1978700C0	4	4
Transitional/Ophthalmology	1978999P1	3	3
Transitional	1978999P2	3	3

Botsford Hospital-MI

Farmington Hills	Code	Quota	Matched
Neurology	1910180C0	2	1

NRMP Program Results 2018 Main Residency Match®

Botsford Hospital-MI (Continued)

Radiology-Diagnostic	1910420A0	2	2
----------------------	-----------	---	---

Central Michigan University COM

Saginaw	Code	Quota	Matched
Emergency Medicine	1320110C0	9	9
Family Medicine	1320120C0	6	6
Internal Medicine	1320140C0	8	6
Obstetrics-Gynecology	1320220C0	4	4
Psychiatry	1320400C0	6	6

Childrens Hosp of Michigan

Detroit	Code	Quota	Matched
Pediatrics	1843320C0	25	25
Peds-Prelim/Child Neurology	1843320P0	2	2

Detroit Med Ctr/WSU-MI

Detroit	Code	Quota	Matched
Anesthesiology	1295040C0	12	12
Emergency Medicine	1295110C0	14	14
Emergency Med/Sinai-Grace	1295110C1	12	12
Family Medicine	1295120C0	6	6
Int Med/Det/Harper/VA	1295140C0	35	35
Internal Med/Sinai-Grace	1295140C1	19	19
Internal Medicine/HVSH	1295140C2	6	6
Neurological Surgery	1295160C0	2	2
Neurology	1295180A0	7	7
Neurology/Sponsored	1295180A1	1	1
Child Neurology	1295185A0	2	2
Obstetrics-Gynecology	1295220C0	10	10
Orthopaedic Surgery	1295260C0	4	4
Pathology	1295300C0	2	2
Phys Medicine & Rehab	1295340A0	4	4
Psychiatry	1295400C0	10	10
Radiology-Diagnostic	1295420A0	10	10
Radiation Oncology	1295430A0	1	1
General Surgery	1295440C0	7	7
Surgery-Preliminary	1295440P0	11	10
Medicine-Pediatrics	1295700C0	5	5
Pediatrics-Medical Genetics	1295765C0	1	1
Transitional	1295999P0	15	15
Transitional/Neurology	1295999P1	7	7
Trans/Neurology-Spons	1295999P2	1	1

Garden City Hospital-MI

Garden City	Code	Quota	Matched
Internal Medicine	2106140C0	2	2

Genesys Reg Med Ctr-MI

Grand Blanc	Code	Quota	Matched
Emergency Medicine	1308110C0	6	5
Family Medicine	1308120C0	8	8
Internal Medicine	1308140C0	3	3
Obstetrics-Gynecology	1308220C0	1	1

Henry Ford Allegiance Health-MI

Jackson	Code	Quota	Matched
Emergency Medicine	1741110C0	5	2
Family Medicine	1741120C0	6	6
Internal Medicine	1741140C0	7	7

General Surgery	1741440C0	1	1
Transitional	1741999P0	10	4

Henry Ford Hospital-MI

Detroit	Code	Quota	Matched
Anesthesiology	1300040C0	12	12
Dermatology	1300080A0	7	7
Dermatology	1300080R0	1	1
Emergency Medicine	1300110C0	15	15
Family Medicine	1300120C0	8	8
Internal Medicine	1300140C0	36	36
Neurological Surgery	1300160C0	2	2
Neurology	1300180C0	6	6
Obstetrics-Gynecology	1300220C0	4	4
Orthopaedic Surgery	1300260C0	6	6
Otolaryngology	1300280C0	3	3
Pathology	1300300C0	4	4
Psychiatry	1300400C0	6	6
Interventional Radiology (Integ)	1300416C0	1	1
Radiology-Diagnostic	1300420C0	8	8
Radiation Oncology	1300430A0	2	2
General Surgery	1300440C0	6	6
Surgery-Preliminary	1300440P0	1	1
Surg-Prelim/Urology	1300440P1	3	3
Medicine-Emergency Med	1300705C0	2	2
Transitional	1300999P0	17	17

Henry Ford Macomb Hospital-MI

Clinton Township	Code	Quota	Matched
Emergency Medicine	1924110C0	8	8
Family Medicine	1924120C0	4	4
Internal Medicine	1924140C0	13	10
Obstetrics-Gynecology	1924220C0	3	3
Otolaryngology	1924280C0	1	1

Henry Ford Wyandotte Hospital-MI

Wyandotte	Code	Quota	Matched
Emergency Medicine	2043110C0	9	9
General Surgery	2043440C0	2	2

Hurley Medical Ctr-MI

Flint	Code	Quota	Matched
Internal Medicine	1307140C0	15	15
Obstetrics-Gynecology	1307220C0	4	4
Pediatrics	1307320C0	7	7
Medicine-Pediatrics	1307700C0	3	3
Transitional	1307999P0	6	5

Lakeland Health-MI

Saint Joseph	Code	Quota	Matched
Emergency Medicine	1951110C0	4	4
Family Medicine	1951120C0	3	2
Internal Medicine	1951140C0	5	3

MSUCOM Statewide Campus Sys-MI

East Lansing	Code	Quota	Matched
Osteo Neuromusculoskeletal Med	2123275C0	2	2

Mary Free Bed Hosp-MI

Grand Rapids	Code	Quota	Matched
Phys Medicine & Rehab	1944340A0	4	4

NRMP Program Results 2018 Main Residency Match®

McLaren Oakland-MI

Pontiac	Code	Quota	Matched
Emergency Medicine	1947110C0	6	6
Emergency Med/Macomb	1947110C1	6	5
Internal Medicine	1947140C0	5	5
Internal Med/Macomb	1947140C1	3	3
Radiology-Diagnostic	1947420A0	1	1

McLaren Reg Med Ctr-MI

Flint	Code	Quota	Matched
Family Medicine	1866120C0	6	6
Internal Medicine	1866140C0	12	12
Orthopaedic Surgery	1866260C0	3	3

Mercy Health Grand Rapids-MI

Grand Rapids	Code	Quota	Matched
Family Medicine	1995120C0	10	8
Internal Medicine	1995140C0	7	7
Neurology	1995180C0	3	3
Transitional	1995999P0	6	6

Mercy Health Muskegon-MI

Muskegon	Code	Quota	Matched
Emergency Medicine	2102110C0	3	3
Internal Medicine	2102140C0	4	4

Mercy Memorial Hospital System-MI

Monroe	Code	Quota	Matched
Family Medicine	1530120C0	6	0

Michigan St Univ CHM-East Lansing

Lansing	Code	Quota	Matched
Family Medicine	2436120C0	4	4
Internal Medicine	2436140C0	10	10
Internal Medicine/Scholar	2436140C1	1	1
Pediatrics	2436320C0	8	8
Phys Medicine & Rehab	2436340C0	4	4
Psychiatry	2436400C0	3	3
General Surgery	2436440C0	4	4
Surgery-Preliminary	2436440P0	3	3
Surg-Prelim/Urology	2436440P1	2	2

MidMichigan Med Center-MI

Midland	Code	Quota	Matched
Family Medicine	1961120C0	6	6

Munson Medical Center-MI

Traverse City	Code	Quota	Matched
Family Medicine	1349120C0	4	4

Oakwood Heritage Hospital-MI

Taylor	Code	Quota	Matched
Transitional	1523999P0	5	5

Oakwood Hospital-MI

Dearborn	Code	Quota	Matched
Family Medicine	1946120C0	8	8
Internal Medicine	1946140C0	10	10
Medicine-Preliminary	1946140P0	3	3
Obstetrics-Gynecology	1946220C0	4	4
Radiology-Diagnostic	1946420C0	4	4

Transitional	1946999P0	8	8
--------------	-----------	---	---

Oakwood Southshore Hosp-MI

Trenton	Code	Quota	Matched
Dermatology	2146080A0	2	2

Pine Rest Christian Mental Hlth Svcs-MI

Grand Rapids	Code	Quota	Matched
Psychiatry	1634400C0	10	10

Providence-Prov Park Hosp/MSUCHM-MI

Southfield	Code	Quota	Matched
Family Medicine	1303120C0	9	9
Internal Medicine	1303140C0	11	11
Neurological Surgery	1303160C0	2	2
Obstetrics-Gynecology	1303220C0	5	5
Radiology-Diagnostic	1303420A0	3	3
General Surgery	1303440C0	3	3
Surgery-Preliminary	1303440P0	6	4
Transitional	1303999P0	5	5
Transitional/Radiology	1303999P1	3	3

Sparrow Hospital-MI

Lansing	Code	Quota	Matched
Emergency Medicine	1315110C0	8	8
Family Medicine	1315120C0	9	9
Neurology	1315180C0	3	3
Obstetrics-Gynecology	1315220C0	4	4

Spectrum Health/Michigan State Univ

Grand Rapids	Code	Quota	Matched
Emergency Medicine	2077110C0	10	10
Family Medicine	2077120C1	6	6
Internal Medicine	2077140C0	10	10
Neurological Surgery	2077160C0	1	1
Neurology	2077180C1	4	4
Obstetrics-Gynecology	2077220C0	8	8
Orthopaedic Surgery	2077260C0	5	5
Pediatrics	2077320C0	18	15
Plastic Surgery (Integrated)	2077362C0	2	2
Radiology-Diagnostic	2077420C0	3	3
General Surgery	2077440C0	7	7
Surgery-Preliminary	2077440P0	2	1
Vascular Surgery	2077451C0	1	1
Medicine-Pediatrics	2077700C0	4	4
Transitional	2077999P0	6	6

St John Hospital-MI

Detroit	Code	Quota	Matched
Emergency Medicine	1915110C0	12	12
Family Medicine	1915120C0	7	7
Internal Medicine	1915140C0	18	18
Internal Med/SACM Sponsored	1915140C1	2	1
Medicine-Preliminary	1915140P0	6	4
Med-Prelim/SACM Sponsored	1915140P1	1	1
Obstetrics-Gynecology	1915220C0	4	4
Pathology	1915300C0	2	2
Pediatrics	1915320C0	9	9
General Surgery	1915440C0	5	5
Surgery-Preliminary	1915440P0	2	0

NRMP Program Results 2018 Main Residency Match®

St John Macomb-Oakland Hosp-MI

Warren	Code	Quota	Matched
Emergency Medicine	1930110C0	8	8
Family Medicine/Osteopathic	1930120C0	6	6
Internal Medicine/Osteopathic	1930140C0	12	12
Obstetrics-Gynecology	1930220C0	3	3
Transitional/Osteopathic	1930999P0	3	0

St Joseph Mercy-Ann Arbor-MI

Ann Arbor	Code	Quota	Matched
Internal Medicine	1292140C0	16	16
Obstetrics-Gynecology	1292220C0	4	4
General Surgery	1292440C0	5	5
Transitional	1292999P0	12	12

St Joseph Mercy-Livingston-MI

Howell	Code	Quota	Matched
Dermatology	1400080A0	4	4
Family Medicine	1400120C0	5	5

St Joseph Mercy-Oakland-MI

Pontiac	Code	Quota	Matched
Internal Medicine	1319140C0	16	16
Obstetrics-Gynecology	1319220C0	4	3
Radiology-Diagnostic	1319420C0	4	4
General Surgery	1319440C0	2	2
Surgery-Preliminary	1319440P0	3	0
Surg-Prelim/Anesthesiology-WSU	1319440P1	1	1
Transitional	1319999P0	3	3

St Mary Mercy Hospital-MI

Livonia	Code	Quota	Matched
Emergency Medicine	1418110C0	6	6
Family Medicine	1418120C0	6	5
Internal Medicine	1418140C0	13	9
Psychiatry	1418400C0	7	7
Transitional	1418999P0	17	13

U Michigan Hosps-Ann Arbor

Ann Arbor	Code	Quota	Matched
Anesthesiology	1293040C0	28	28
Anesthesiology	1293040R0	2	2
Dermatology	1293080A0	8	8
Dermatology	1293080R0	1	1
Emergency Medicine	1293110C0	16	16
Family Med/Ypsilanti	1293120C0	5	5
Family Med/Chelsea	1293120C1	8	8
Internal Medicine	1293140C0	44	44
Neurological Surgery	1293160C0	2	2
Neurology	1293180C0	7	7
Child Neurology	1293185C0	2	2
Obstetrics-Gynecology	1293220C0	6	6
Orthopaedic Surgery	1293260C0	8	8
Otolaryngology	1293280C0	3	3
Otolaryngology/Research	1293280C1	1	1
Pathology	1293300C0	8	8
Pediatrics	1293320C0	21	21
Phys Medicine & Rehab	1293340A0	5	5
Phys Medicine & Rehab	1293340R0	1	1
Plastic Surgery (Integrated)	1293362C0	4	4

Psychiatry	1293400C0	11	11
Interventional Radiology (Integ)	1293416C0	3	3
Radiology-Diagnostic	1293420A0	8	8
Radiation Oncology	1293430A0	3	3
General Surgery	1293440C0	7	7
Surgery-Preliminary	1293440P0	4	4
Surg-Prelim/Urology	1293440P2	4	4
Vascular Surgery	1293451C0	1	1
Thoracic Surgery	1293461C0	2	2
Medicine-Pediatrics	1293700C0	8	8
Pediatrics-Medical Genetics	1293765C0	1	1

UP Health System-Marquette-MI

Marquette	Code	Quota	Matched
Family Medicine	2014120C0	6	6

Wayne State University SOM-MI

Detroit	Code	Quota	Matched
Anesthesiology	1361040A0	6	6
Dermatology	1361080A0	3	3
Family Medicine	1361120C0	6	6
Internal Medicine	1361140C0	12	12
Otolaryngology	1361280C0	4	4
Phys Medicine & Rehab	1361340C0	4	4
Transitional	1361999P0	4	4

Western Michigan Univ Stryker SOM

Kalamazoo	Code	Quota	Matched
Emergency Medicine	1314110C0	16	16
Family Medicine	1314120C0	8	8
Internal Medicine	1314140C0	11	11
Obstetrics-Gynecology	1314220C0	4	4
Orthopaedic Surgery	1314260C0	3	3
Pediatrics	1314320C0	8	8
Psychiatry	1314400C0	6	6
General Surgery	1314440C0	3	3
Surgery-Preliminary	1314440P0	2	1
Medicine-Pediatrics	1314700C0	4	4

MINNESOTA

Abbott Northwestern Hosp-MN

Minneapolis	Code	Quota	Matched
Internal Medicine	1330140C0	10	10

Allina Health-MN

St Paul	Code	Quota	Matched
Family Medicine	1342120C0	7	7

HealthPartners Institute-MN

St Paul	Code	Quota	Matched
Emergency Medicine	1335110C0	11	11
Family Med/Western WI Rural	1335120C2	2	2

Hennepin Co Med Ctr-MN

Minneapolis	Code	Quota	Matched
Emergency Medicine	1329110C0	12	12
Family Medicine	1329120C0	11	11
Internal Medicine	1329140C0	19	19
Psychiatry	1329400C0	8	8
General Surgery	1329440C0	5	5

NRMP Program Results 2018 Main Residency Match®

Hennepin Co Med Ctr-MN (Continued)

Surgery-Preliminary	1329440P0	1	1
Medicine-Emergency Med	1329705C0	2	2
Transitional	1329999P0	8	7

Mayo Clinic School of Grad Med Educ-MN

Rochester	Code	Quota	Matched
Anesthesiology	1328040A0	6	6
Anesthesiology	1328040C0	12	12
Anesthesiology	1328040R0	1	1
Dermatology	1328080A0	5	5
Dermatology/Research	1328080A1	1	1
Dermatology	1328080C0	2	2
Emergency Medicine	1328110C0	9	9
Family Medicine	1328120C0	9	9
Family Medicine/Eau Claire	1328120C1	5	5
Family Medicine/LaCrosse	1328120C2	6	6
Internal Medicine	1328140C0	51	51
Int Med/CI Research	1328140C1	1	1
Medicine-Preliminary	1328140P0	4	4
Neurological Surgery	1328160C0	3	3
Neurology	1328180A0	3	3
Neurology	1328180C0	6	6
Child Neurology	1328185C0	2	2
Obstetrics-Gynecology	1328220C0	5	5
Orthopaedic Surgery	1328260C0	13	13
Otolaryngology	1328280C0	5	5
Path-Anatomic and Clinical	1328300C0	6	6
Path-Anatomic/Neuropathology	1328300C2	1	1
Path-Physician Scientist	1328300C4	0	0
Pediatrics	1328320C0	11	11
Pediatrics - Mayo IMG Primary	1328320C1	1	1
Phys Medicine & Rehab	1328340A0	6	6
Phys Medicine & Rehab	1328340C0	2	2
Plastic Surgery (Integrated)	1328362C0	3	3
Psychiatry	1328400C0	9	9
Interventional Radiology (Integ)	1328416A0	1	1
Radiology-Diagnostic	1328420A0	12	12
Radiation Oncology	1328430A0	3	3
General Surgery	1328440C0	7	7
Joint Gen & Thoracic Surg	1328440C1	1	1
Gen Surg/Integrated Comm & Rural	1328440C2	1	1
Joint Gen & Cardiovascular Surg	1328440C3	1	1
Surgery-Preliminary	1328440P0	12	12
Surg-Prelim/Urology	1328440P3	5	5
Vascular Surgery	1328451C0	1	1

U Minnesota Med School

Minneapolis	Code	Quota	Matched
Anesthesiology	1334040C0	7	7
Dermatology	1334080A0	5	5
Family Med/Methodist	1334120C0	6	6
Family Med/N Memorial	1334120C1	8	8
Family Med/Smileys	1334120C2	6	6
Family Med/St Johns	1334120C3	6	6
Family Med/St Josephs	1334120C4	8	8
Family Med/Mankato	1334120C5	4	4
Family Med/St. Cloud	1334120C6	6	6
Family Med/Duluth	1334120C7	9	9

Internal Medicine	1334140C0	29	29
Internal Medicine/PSTP	1334140C1	2	2
Neurological Surgery	1334160C0	2	2
Neurology	1334180C0	6	6
Obstetrics-Gynecology	1334220C0	9	9
Orthopaedic Surgery	1334260C0	8	8
Otolaryngology	1334280C0	4	4
Pathology	1334300C0	2	2
Pathology/CP only	1334300C1	1	1
Pathology/AP only	1334300C2	1	1
Pediatrics	1334320C0	24	24
Pediatrics/MN Immigrant IMG	1334320C1	1	1
Pediatrics/PSTP	1334320C2	1	1
Phys Medicine & Rehab	1334340A0	1	1
Phys Medicine & Rehab	1334340C0	4	4
Plastic Surgery (Integrated)	1334362C0	2	2
Psychiatry	1334400C0	7	7
Interventional Radiology (Integ)	1334416C0	2	2
Radiology-Diagnostic	1334420C0	8	8
Radiology-Diagnostic	1334420R0	2	2
Radiation Oncology	1334430A0	1	1
General Surgery	1334440C0	6	6
General Surgery/Rural	1334440C1	1	1
Surgery-Preliminary	1334440P0	6	5
Medicine-Pediatrics	1334700C0	10	10
Medicine-Dermatology	1334785C0	2	1

MISSISSIPPI

East Central Mississippi Health

Meridian	Code	Quota	Matched
Family Medicine	2144120C0	5	5

Forrest General Hospital-MS

Hattiesburg	Code	Quota	Matched
Family Medicine	1692120C0	6	6

Magnolia Regional Health Ctr-MS

Corinth	Code	Quota	Matched
Internal Medicine	1923140C0	7	7

North Mississippi Med Ctr

Tupelo	Code	Quota	Matched
Family Medicine	1218120C0	8	8

University Hosps-Jackson-MS

Jackson	Code	Quota	Matched
Anesthesiology	1957040C0	8	8
Anesthesiology	1957040R0	2	2
Dermatology	1957080A0	2	2
Dermatology/Special-funded	1957080A1	1	0
Emergency Medicine	1957110C0	14	14
Family Medicine	1957120C0	9	9
Internal Medicine	1957140C0	27	27
Medicine-Primary	1957140M0	0	0
Medicine-Preliminary	1957140P0	4	4
Med-Prelim/Ophthalmology	1957140P2	4	4
Med-Prelim/Dermatology	1957140P4	3	1
Med-Prelim/Rad Oncology	1957140P5	1	1
Neurological Surgery	1957160C0	1	1
Neurology	1957180C0	4	4

NRMP Program Results 2018 Main Residency Match®

University Hosps-Jackson-MS (Continued)

Obstetrics-Gynecology	1957220C0	5	5
Orthopaedic Surgery	1957260C0	4	4
Otolaryngology	1957280C0	3	3
Pathology	1957300C0	4	4
Pediatrics	1957320C0	16	16
Plastic Surgery (Integrated)	1957362C0	1	1
Psychiatry	1957400C0	6	6
Radiology-Diagnostic	1957420C0	6	6
Radiation Oncology	1957430A0	1	1
General Surgery	1957440C0	5	5
Surgery-Preliminary	1957440P0	5	2
Surg-Prelim/Urology	1957440P1	2	2
Medicine-Pediatrics	1957700C0	4	4

MISSOURI

Barnes-Jewish Hosp-MO

St Louis	Code	Quota	Matched
Anesthesiology/3 yr	1353040A0	2	2
Anesthesiology/4 yr	1353040C0	17	17
Anesthesiology/ASAP 5 yr	1353040C1	2	2
Anesthesiology	1353040R0	2	2
Dermatology	1353080A0	6	6
Dermatology/Physician Scientist	1353080A1	0	0
Emergency Medicine	1353110C0	13	13
Emergency Med/Military	1353110C1	1	1
Internal Medicine	1353140C0	47	47
Medicine-Primary	1353140M0	5	5
Medicine-Preliminary	1353140P0	5	5
Med-Prelim/Ophthalmology	1353140P2	5	5
Neurological Surgery	1353160C0	3	3
Neurology	1353180C0	11	11
Neurology	1353180R0	2	2
Obstetrics-Gynecology	1353220C0	9	9
Orthopaedic Surgery	1353260C0	8	8
Otolaryngology	1353280C0	3	3
Otolaryngology/Research	1353280C1	2	2
Clinical Pathology	1353300C0	3	2
Anat/Clin & Anat Path	1353300C1	8	5
Phys Medicine & Rehab	1353340A0	2	2
Phys Medicine & Rehab	1353340C0	2	2
Plastic Surgery (Integrated)	1353362C0	3	3
Psychiatry	1353400C0	12	12
Interventional Radiology (Integ)	1353416A0	2	2
Radiology-Diagnostic	1353420A0	16	16
Rad-Diag/Research	1353420A1	0	0
Radiation Oncology	1353430A0	3	3
General Surgery	1353440C0	8	8
Surg-Prelim/Urology	1353440P0	4	4
Surgery-Preliminary	1353440P2	4	4
Vascular Surgery	1353451C0	1	1

Childrens Mercy Hospital-MO

Kansas City	Code	Quota	Matched
Child Neurology	1494185C0	2	2
Pediatrics	1494320C0	24	24
Pediatrics-Preliminary	1494320P0	1	0

Cox Medical Centers-MO

Springfield	Code	Quota	Matched
Family Medicine	3167120C0	9	9

KCU-GME Consortium-MO

Kansas City	Code	Quota	Matched
Dermatology/Phoenix	1987080A0	2	0
Dermatology/ADCS-Orlando	1987080A2	3	3
Dermatology/Phoenix	1987080R0	1	1
Dermatology/ADCS-Orlando	1987080R2	3	3
Internal Medicine/Freeman	1987140C0	2	2
Psychiatry/Ozark	1987400C0	3	3

Mercy Hospital St Louis-MO

St Louis	Code	Quota	Matched
Family Medicine	1362120C0	6	6
Internal Medicine	1362140C0	8	8
Obstetrics-Gynecology	1362220C0	6	6
Transitional	1362999P0	7	7

Research Medical Center-MO

Kansas City	Code	Quota	Matched
Family Medicine	2984120C0	12	11
Internal Med/Overland Park	2984140C0	12	12
General Surgery/Menorah	2984440C0	5	5

SSM St Marys Hospital-St Louis-MO

St Louis	Code	Quota	Matched
Internal Medicine	1999140C0	9	9
Medicine-Preliminary	1999140P0	4	4

St Louis Childrens Hosp-MO

St Louis	Code	Quota	Matched
Child Neurology	1869185C0	4	3
Pediatrics	1869320C0	33	33
Pediatrics-Preliminary	1869320P0	0	0
Pediatrics-Medical Genetics	1869765C0	1	1

St Louis Univ SOM-MO

St Louis	Code	Quota	Matched
Anesthesiology	1365040C0	7	7
Dermatology	1365080A0	4	4
Emergency Medicine	1365110C0	7	7
Family Med/Belleville	1365120C0	6	6
Family Medicine	1365120C1	6	6
Internal Medicine	1365140C0	24	24
Medicine-Preliminary	1365140P0	6	6
Neurological Surgery	1365160C0	1	1
Neurology	1365180A0	2	0
Neurology	1365180C0	3	3
Neurology	1365180R0	1	1
Child Neurology	1365185C0	2	2
Obstetrics-Gynecology	1365220C0	6	6
Orthopaedic Surgery	1365260C0	4	4
Otolaryngology	1365280C0	2	2
Pathology	1365300C0	3	3
Pediatrics	1365320C0	16	16
Plastic Surgery (Integrated)	1365362C0	2	2
Psychiatry	1365400C0	6	6
Psychiatry/Geriatric	1365400C2	2	2

NRMP Program Results 2018 Main Residency Match®

St Louis Univ SOM-MO (Continued)

Interventional Radiology (Integ)	1365416A0	1	1
Radiology-Diagnostic	1365420A0	6	6
Radiology-Diagnostic	1365420R0	1	1
General Surgery	1365440C0	5	5
Surgery-Preliminary	1365440P0	5	3
Vascular Surgery	1365451C0	1	1

St Lukes Hospital-St Louis-MO

	Code	Quota	Matched
Chesterfield			
Internal Medicine	1364140C0	13	13
Medicine-Preliminary	1364140P0	2	2

Still OPTI-Northeast Reg Med Ctr-MO

	Code	Quota	Matched
Kirksville			
Family Medicine	2152120C0	1	0

Univ of Missouri-KC Programs

	Code	Quota	Matched
Kansas City			
Anesthesiology/St. Lukes	1343040C0	6	6
Emergency Medicine	1343110C0	11	11
Family Medicine	1343120C0	12	10
Internal Medicine	1343140C0	17	17
Medicine-Preliminary	1343140P0	9	9
Neurology	1343180C0	3	3
Neurology	1343180R0	1	1
Obstetrics-Gynecology	1343220C0	8	8
Orthopaedic Surgery	1343260C0	4	4
Pathology	1343300C0	2	2
Radiology-Diagnostic	1343420C0	6	6
General Surgery	1343440C0	5	5
Surgery-Preliminary	1343440P0	3	1
Medicine-Pediatrics	1343700C0	6	6

Univ of Missouri-KC/CBM

	Code	Quota	Matched
Kansas City			
Psychiatry	2075400C0	6	6

University Hosps-Columbia-MO

	Code	Quota	Matched
Columbia			
Anesthesiology	1994040C0	3	3
Anesthesiology	1994040R0	2	1
Dermatology	1994080A0	4	4
Emergency Medicine	1994110C0	10	10
Family Medicine	1994120C0	12	12
Internal Medicine	1994140C0	21	20
Medicine-Preliminary	1994140P0	6	6
Neurology	1994180C0	5	5
Obstetrics-Gynecology	1994220C0	3	3
Orthopaedic Surgery/5 Yr	1994260C0	5	5
Otolaryngology	1994280C0	2	2
Pathology	1994300C0	3	3
Pediatrics	1994320C0	6	6
Phys Medicine & Rehab	1994340A0	4	4
Plastic Surgery (Integrated)	1994362C0	2	2
Psychiatry	1994400C0	10	10
Radiology-Diagnostic	1994420A0	5	5
General Surgery	1994440C0	4	4
Surgery-Preliminary	1994440P0	7	0
Surg-Prelim/Urology	1994440P1	2	2

Medicine-Pediatrics 1994700C0 4 3

MONTANA

Billings Clinic-MT

Billings	Code	Quota	Matched
Internal Medicine	1633140C0	8	8
Medicine-Preliminary	1633140P0	4	4

Montana Family Medicine

Billings	Code	Quota	Matched
Family Medicine	1216120C0	6	6

University of Montana

Missoula	Code	Quota	Matched
Family Medicine/Missoula	1524120C0	7	7
Family Medicine/Kalispell	1524120C1	3	3

NEBRASKA

Clarkson Family Med Res-NE

Omaha	Code	Quota	Matched
Family Medicine	3197120C0	6	6

Creighton Univ Affil Hosps-NE

Omaha	Code	Quota	Matched
Family Medicine	1372120C0	8	8
Internal Medicine	1372140C0	23	23
Medicine-Preliminary	1372140P0	3	3
Obstetrics-Gynecology	1372220C0	4	4
Pathology	1372300C0	2	2
Psychiatry	1372400C0	9	9
Radiology-Diagnostic	1372420A0	3	3
General Surgery	1372440C0	4	4
Surgery-Preliminary	1372440P0	2	1
Surg-Prelim/Urology	1372440P1	1	0

Lincoln Med Ed Partnership-NE

Lincoln	Code	Quota	Matched
Family Medicine	3021120C0	8	8

University of Nebraska Med Ctr

Omaha	Code	Quota	Matched
Anesthesiology	1376040A0	2	2
Anesthesiology	1376040C0	10	10
Emergency Medicine	1376110C0	10	10
Fam Med/Grand Island	1376120C1	2	2
Fam Med/North Platte	1376120C3	1	1
Fam Med/Scottsbluff	1376120C4	2	2
Fam Med/Traditional	1376120C5	7	7
Family Med/Kearney	1376120C6	2	2
Family Med/Urban	1376120C7	1	1
Family Med/Norfolk	1376120C8	1	1
Internal Medicine	1376140C0	20	20
Internal Medicine/Geriatrics	1376140C1	1	1
Medicine-Preliminary	1376140P0	6	6
Neurological Surgery	1376160C0	2	2
Neurology	1376180C0	4	4
Obstetrics-Gynecology	1376220C0	4	4
Orthopaedic Surgery	1376260C0	5	5
Otolaryngology	1376280C0	3	3
Pathology	1376300C0	4	2

NRMP Program Results 2018 Main Residency Match®

University of Nebraska Med Ctr (Continued)

Pediatrics	1376320C0	14	14
Phys Medicine & Rehab	1376340C0	4	4
Phys Medicine & Rehab	1376340R0	2	2
Radiology-Diagnostic	1376420A0	5	5
Radiology-Diagnostic	1376420R0	1	0
Radiation Oncology	1376430A0	1	1
General Surgery	1376440C0	5	5
Surgery-Preliminary	1376440P0	3	2
Medicine-Pediatrics	1376700C0	4	4

NEVADA

Sunrise Health GME Consortium-NV

Henderson	Code	Quota	Matched
Anesthesiology	1884040A0	6	5
Anesthesiology	1884040R0	6	6
Emergency Medicine	1884110C0	8	8
Family Medicine	1884120C0	8	8
Internal Medicine	1884140C0	20	13
Obstetrics-Gynecology	1884220C0	4	4
General Surgery	1884440C0	4	4
Surgery-Preliminary	1884440P0	4	1
Transitional/Mountain View	1884999P0	13	13
Transitional/Southern Hills	1884999P1	13	13

U Nevada Las Vegas SOM

Las Vegas	Code	Quota	Matched
Emergency Medicine	2028110C0	8	8
Family Medicine	2028120C0	5	5
Family Medicine/Rural	2028120C1	2	2
Internal Medicine	2028140C0	22	9
Medicine-Preliminary	2028140P0	4	2
Obstetrics-Gynecology	2028220C0	6	6
Orthopaedic Surgery	2028260C0	4	4
Otolaryngology	2028280C0	1	1
Pediatrics	2028320C0	13	13
Plastic Surgery (Integrated)	2028362C0	1	1
Psychiatry	2028400C0	10	10
General Surgery	2028440C0	3	3
Surgery-Preliminary	2028440P0	1	0

U Nevada Reno SOM

Reno	Code	Quota	Matched
Family Medicine	2017120C0	8	8
Family Med/Rural	2017120C1	2	2
Internal Medicine	2017140C0	20	20
Medicine-Primary	2017140M0	5	5
Medicine-Preliminary	2017140P0	4	4
Psychiatry	2017400C0	6	6

NEW HAMPSHIRE

Concord Hospital-NH

Concord	Code	Quota	Matched
Family Medicine	1091120C0	8	8

Dartmouth-Hitchcock Med Ctr-NH

Lebanon	Code	Quota	Matched
Anesthesiology	1377040C0	7	7
Anesthesiology	1377040R0	1	1

Dermatology	1377080A0	3	3
Dermatology	1377080R0	1	1
Emergency Medicine	1377110C0	6	6
Internal Medicine	1377140C0	15	15
Medicine-Primary	1377140M0	4	4
Medicine-Preliminary	1377140P0	2	2
Neurological Surgery	1377160C0	1	1
Neurology	1377180C0	4	4
Obstetrics-Gynecology	1377220C0	4	4
Orthopaedic Surgery	1377260C0	2	2
Ortho Surgery-TDI	1377260C1	2	2
Otolaryngology	1377280C0	1	1
Pathology	1377300C0	4	4
Pediatrics	1377320C0	7	5
Plastic Surgery (Integrated)	1377362C0	1	1
Psychiatry	1377400C0	7	7
Psychiatry/Reseach Track	1377400C1	0	0
Psychiatry/Child Track	1377400C2	1	1
Interventional Radiology (Integ)	1377416A0	2	2
Radiology-Diagnostic	1377420A0	3	3
General Surgery	1377440C0	4	4
Surgery-Preliminary	1377440P0	6	3
Vascular Surgery	1377451C0	1	1

NEW JERSEY

AtlantiCare Reg Med Ctr-NJ

Atlantic City	Code	Quota	Matched
Internal Medicine	1378140C0	14	14
Medicine-Preliminary	1378140P0	4	4

Atlantic Health Sys-NJ

Morristown	Code	Quota	Matched
Pediatrics	3033320C0	12	12

CMSRU/Cooper University Hospital-NJ

Camden	Code	Quota	Matched
Anesthesiology	1380040A0	1	1
Anesthesiology	1380040C0	3	3
Dermatology	1380080A0	1	1
Emergency Medicine	1380110C0	11	11
Internal Medicine	1380140C0	16	16
Medicine-Primary	1380140M0	2	2
Medicine-Preliminary	1380140P0	2	2
Neurology	1380180C0	3	3
Obstetrics-Gynecology	1380220C0	4	4
Orthopaedic Surgery	1380260C0	2	2
Pediatrics	1380320C0	8	8
Pediatrics-Primary	1380320M0	2	0
Psych/Cooper Hosp	1380400C0	1	1
Psych/Atlantic City MC	1380400C1	2	2
Radiology-Diagnostic	1380420A0	4	4
General Surgery	1380440C0	4	4
Surg-Prelim/Urology	1380440P0	1	0
Vascular Surgery	1380451C0	1	1

Capital Health Regional Med Ctr-NJ

Trenton	Code	Quota	Matched
Internal Medicine	2003140C0	13	13

NRMP Program Results 2018 Main Residency Match®

HMH-Palisades Med Ctr-NJ

	Code	Quota	Matched
North Bergen			
Family Medicine	2136120C0	3	1
Internal Medicine	2136140C0	9	9

Hackensack U Med Ctr-NJ

	Code	Quota	Matched
Hackensack			
Emergency Medicine	1387110C0	12	12
Internal Medicine	1387140C0	12	12
Pediatrics	1387320C0	8	8

Hoboken Univ Med Ctr-NJ

	Code	Quota	Matched
Hoboken			
Family Medicine/NYMC	1451120C0	8	8

Hunterdon Medical Ctr-NJ

	Code	Quota	Matched
Flemington			
Family Medicine	1838120C0	3	3

Inspira Med Ctr Woodbury-NJ

	Code	Quota	Matched
Woodbury			
Emergency Medicine	2086110C0	8	8
Family Medicine	2086120C1	4	4
General Surgery	2086440C0	2	2

JFK Medical Center-NJ

	Code	Quota	Matched
Edison			
Family Medicine	3043120C0	8	8

Jersey City Medical Ctr-NJ

	Code	Quota	Matched
Jersey City			
Obstetrics-Gynecology	1390220C0	3	3

Jersey Shore Univ Med Ctr-NJ

	Code	Quota	Matched
Neptune			
Internal Medicine	1395140C0	16	16
Medicine-Preliminary	1395140P0	10	10
Obstetrics-Gynecology	1395220C0	4	4
Pediatrics	1395320C0	9	9
Psychiatry	1395400C0	4	4
General Surgery	1395440C0	2	2

Monmouth Medical Ctr-NJ

	Code	Quota	Matched
Long Branch			
Internal Medicine	1392140C0	13	13
Obstetrics-Gynecology	1392220C0	4	4
Orthopaedic Surgery	1392260C0	2	2
Pediatrics	1392320C0	5	5
Radiology-Diagnostic	1392420A0	3	3
General Surgery	1392440C0	4	4
Surgery-Preliminary	1392440P0	5	0

Morristown Mem Hosp-NJ

	Code	Quota	Matched
Morristown			
Emergency Medicine	1394110C0	8	8
Family Medicine	1394120C0	5	5
Internal Medicine	1394140C0	15	15
Medicine-Preliminary	1394140P0	9	9
Obstetrics-Gynecology	1394220C0	5	5
Radiology-Diagnostic	1394420A0	5	5
General Surgery	1394440C0	6	6

Surgery-Preliminary 1394440P0 2 2

Mountainside Hosp-NJ

	Code	Quota	Matched
Montclair			
Family Medicine	1393120C0	7	7
Internal Medicine	1393140C0	8	8

Newark Beth Israel Med Ctr-NJ

	Code	Quota	Matched
Newark			
Emergency Medicine	1397110C0	8	8
Internal Medicine	1397140C0	11	11
Medicine-Preliminary	1397140P0	4	3
Obstetrics-Gynecology	1397220C0	4	4
Pediatrics	1397320C0	9	9

Ocean Med Ctr-NJ

	Code	Quota	Matched
Brick			
Family Medicine	2108120C0	8	8
Psychiatry	2108400C0	6	6

Overlook Hospital-NJ

	Code	Quota	Matched
Summit			
Family Medicine	1408120C0	7	7
Internal Medicine	1408140C0	9	9
Medicine-Preliminary	1408140P0	3	3

RWJUH Somerset-NJ

	Code	Quota	Matched
Somerville			
Family Medicine	1934120C0	7	7

Raritan Bay Med Ctr-NJ

	Code	Quota	Matched
Perth Amboy			
Internal Medicine	1873140C0	8	8

Rowan University SOM- NJ

	Code	Quota	Matched
Stratford			
Psychiatry	2120400C0	1	1

Rutgers-New Jersey Medical School

	Code	Quota	Matched
Newark			
Anesthesiology	1398040A0	12	12
Anesthesiology	1398040R0	1	1
Emergency Medicine	1398110C0	9	9
Internal Medicine	1398140C0	20	20
Internal Med/Trinitas	1398140C2	10	10
Medicine-Preliminary	1398140P0	12	12
Neurological Surgery	1398160C0	2	2
Neurology	1398180C0	5	5
Child Neurology	1398185C0	1	1
Obstetrics-Gynecology	1398220C0	6	6
Orthopaedic Surgery	1398260C0	6	6
Otolaryngology	1398280C0	2	2
Pathology	1398300C0	5	5
Phys Medicine & Rehab	1398340A0	8	8
Plastic Surgery (Integrated)	1398362C0	2	2
Psychiatry	1398400C0	9	9
Radiology-Diagnostic	1398420A0	4	4
General Surgery	1398440C0	8	8
Surgery-Preliminary	1398440P0	10	5
Surg-Prelim/Urology	1398440P2	2	2
Surg-Prelim/Anesthesiology	1398440P4	2	2

NRMP Program Results 2018 Main Residency Match®

Rutgers-New Jersey Medical School (Continued)

Medicine-Pediatrics	1398700C0	4	4
---------------------	-----------	---	---

Rutgers-R W Johnson Medical School-NJ

New Brunswick	Code	Quota	Matched
Anesthesiology	2918040A0	10	10
Dermatology	2918080A0	1	1
Emergency Medicine	2918110C0	6	6
Family Medicine/A-Prog	2918120C0	5	5
Family Med/CentraState	2918120C2	6	6
Internal Medicine	2918140C0	24	24
Medicine-Preliminary	2918140P0	1	1
Med-Prelim/Neurology	2918140P1	1	1
Neurology	2918180A0	4	4
Obstetrics-Gynecology	2918220C0	5	5
Orthopaedic Surgery	2918260C0	3	3
Pathology	2918300C0	3	3
Pediatrics	2918320C0	11	11
Phys Med & Rehab/JFK Edison	2918340A0	4	4
Psychiatry	2918400C0	6	6
Radiology-Diagnostic	2918420A0	5	5
Radiation Oncology	2918430A0	2	2
General Surgery	2918440C0	6	6
Surgery-Preliminary	2918440P0	5	5
Vascular Surgery	2918451C0	1	1

Seton Hall Univ Sch of Health & Med Sci-NJ

South Orange	Code	Quota	Matched
Internal Med/St Francis	3194140C1	9	9
Internal Med/Englewood	3194140C3	13	13
Med-Prelim/Englewood	3194140P0	3	3
Neurology	3194180C0	5	5
Ortho Surg/St Josephs	3194260C0	3	3

St Barnabas Med Ctr-NJ

Livingston	Code	Quota	Matched
Anesthesiology	1396040A0	1	1
Anesthesiology	1396040C0	3	3
Internal Medicine	1396140C0	11	11
Medicine-Preliminary	1396140P0	3	3
Obstetrics-Gynecology	1396220C0	6	6
Radiology-Diagnostic	1396420A0	4	4
General Surgery	1396440C0	5	5
Surgery-Preliminary	1396440P0	4	2

St Josephs Reg Med Ctr-NJ

Paterson	Code	Quota	Matched
Anesthesiology	1406040A0	7	7
Anesthesiology/Shabbos	1406040A1	0	0
Anesthesiology	1406040R0	1	1
Emergency Medicine	1406110C0	7	7
Emergency Med/Shabbos	1406110C1	0	0
Family Medicine	1406120C0	4	4
Internal Medicine	1406140C1	19	19
Internal Med/Shabbos	1406140C2	0	0
Obstetrics-Gynecology	1406220C0	3	3
Pediatrics	1406320C0	12	12
Pediatrics/Shabbos	1406320C1	0	0
Surg-Prelim/Anesthesiology	1406440P0	2	2

Surgery-Preliminary	1406440P1	1	1
---------------------	-----------	---	---

St Lukes Warren Hospital-NJ

Phillipsburg	Code	Quota	Matched
Family Medicine	2091120C0	5	5

St Peters University Hosp-NJ

New Brunswick	Code	Quota	Matched
Internal Medicine	3211140C0	14	14
Med-Prelim/Neurology-Rutgers	3211140P1	3	2
Obstetrics-Gynecology	3211220C0	5	5
Pediatrics	3211320C0	8	8

Virtua Family Med-NJ

Voorhees	Code	Quota	Matched
Family Medicine	3084120C0	6	6

NEW MEXICO

Hidalgo Medical Services-NM

Silver City	Code	Quota	Matched
Family Medicine	1622120C0	2	2

Memorial Medical Ctr-NM

Las Cruces	Code	Quota	Matched
Family Medicine	1214120C0	6	6

Northern NM Family Med

Santa Fe	Code	Quota	Matched
Family Medicine	1277120C0	4	4

U New Mexico SOM

Albuquerque	Code	Quota	Matched
Anesthesiology	1962040A0	1	1
Anesthesiology	1962040C0	6	6
Anesthesiology	1962040R0	1	1
Emergency Medicine	1962110C0	12	12
Family Medicine	1962120C0	14	14
Internal Medicine	1962140C0	26	26
Medicine-Preliminary	1962140P0	8	8
Neurological Surgery	1962160C0	1	1
Neurology	1962180C0	5	5
Child Neurology	1962185C0	1	1
Obstetrics-Gynecology	1962220C0	6	6
Orthopaedic Surgery	1962260C0	5	5
Otolaryngology	1962280C0	1	0
Pathology	1962300C0	4	4
Pediatrics	1962320C0	16	16
Plastic Surgery (Integrated)	1962362C0	1	1
Psychiatry	1962400C0	9	9
Radiology-Diagnostic	1962420A0	7	7
Radiology-Diagnostic	1962420R0	1	1
General Surgery	1962440C0	6	6
Surg-Prelim/Urology	1962440P0	2	2
Surgery-Preliminary	1962440P1	3	2

NEW YORK

Albany Medical Center-NY

Albany	Code	Quota	Matched
Anesthesiology	1414040C0	6	6
Emergency Medicine	1414110C0	12	12

NRMP Program Results 2018 Main Residency Match®

Albany Medical Center-NY (Continued)

Family Medicine	1414120C0	6	6
Internal Medicine	1414140C0	16	16
Medicine-Preliminary	1414140P0	8	8
Neurological Surgery	1414160C0	2	2
Neurology	1414180C0	6	6
Obstetrics-Gynecology	1414220C0	6	6
Orthopaedic Surgery	1414260C0	5	5
Otolaryngology	1414280C0	2	2
Pathology	1414300C0	3	3
Pediatrics	1414320C0	10	10
Phys Medicine & Rehab	1414340C0	2	2
Plastic Surgery (Integrated)	1414362C0	2	2
Psychiatry	1414400C0	6	6
Interventional Radiology (Integ)	1414416C0	1	1
Radiology-Diagnostic	1414420A0	5	5
General Surgery	1414440C0	6	6
Surgery-Preliminary	1414440P0	6	4
Vascular Surgery	1414451C0	1	1
Medicine-Pediatrics	1414700C0	4	4

Arnot Ogden Med Ctr-NY

Elmira	Code	Quota	Matched
Emergency Medicine	2113110C0	6	6
Family Medicine	2113120C0	4	4
Internal Medicine	2113140C0	10	6
Psychiatry	2113400C0	4	4

Bassett Medical Center-NY

Cooperstown	Code	Quota	Matched
Internal Medicine	1442140C0	10	10
General Surgery	1442440C0	3	3
Surgery-Preliminary	1442440P0	2	1
Transitional	1442999P0	8	8
Transitional/Hopkins	1442999P1	1	1

Bronx Lebanon Hosp-NY

Bronx	Code	Quota	Matched
Pediatrics-Primary	1471320M1	14	14
General Surgery	1471440C0	3	3
Surgery-Preliminary	1471440P0	6	6
Transitional	1471999P0	6	6

Brookdale Hosp Med Ctr-NY

Brooklyn	Code	Quota	Matched
Emergency Medicine	1419110C0	8	8
Psychiatry	1419400C0	5	5
General Surgery	1419440C0	3	3
Surgery-Preliminary	1419440P0	9	1

Brooklyn Hosp Ctr-NY

Brooklyn	Code	Quota	Matched
Emergency Medicine	1420110C0	8	8
Family Medicine	1420120C0	7	7
Internal Medicine	1420140C0	30	12
Obstetrics-Gynecology	1420220C0	4	4
Pediatrics	1420320C0	11	8
General Surgery	1420440C0	3	3
Surgery-Preliminary	1420440P0	6	1

Burke Rehabilitation Hosp-NY

White Plains	Code	Quota	Matched
Phys Medicine & Rehab	1940340A0	4	4

Coney Island Hospital-NY

Brooklyn	Code	Quota	Matched
Internal Medicine	1422140C0	21	21
Obstetrics-Gynecology	1422220C0	1	1

Creedmoor Psych Ctr-NY

Queens Village	Code	Quota	Matched
Psychiatry	2599400C0	4	4

Ellis Hospital-NY

Schenectady	Code	Quota	Matched
Family Medicine	1513120C0	8	8

Flushing Hospital Med Ctr-NY

Flushing	Code	Quota	Matched
Internal Medicine	1445140C0	14	14
Medicine-Preliminary	1445140P0	10	10
Obstetrics-Gynecology	1445220C0	3	3
General Surgery	1445440C0	3	3

Good Samaritan Hosp Med Ctr-NY

West Islip	Code	Quota	Matched
Emergency Medicine	2007110C0	4	4
Obstetrics-Gynecology	2007220C0	3	3

Harlem Hospital Ctr-NY

New York	Code	Quota	Matched
Internal Medicine	1478140C0	25	25
Pediatrics	1478320C0	8	8
Psychiatry	1478400C0	4	4
Radiology-Diagnostic	1478420A0	4	4
General Surgery	1478440C0	2	2
Surgery-Preliminary	1478440P0	7	7

Hofstra Northwell SOM-Cohen Childrens-NY

New Hyde Park	Code	Quota	Matched
Child Neurology	1861185C0	2	2
Child Neurology	1861185R0	1	0
Pediatrics	1861320C0	33	33
Pediatrics-Preliminary	1861320P0	0	0

Hofstra Northwell SOM-Forest Hills Hosp-NY

Forest Hills	Code	Quota	Matched
Internal Medicine	2062140C0	12	12
Medicine-Preliminary	2062140P0	2	2

Hofstra Northwell SOM-Glen Cove Hosp-NY

Glen Cove	Code	Quota	Matched
Family Medicine	1446120C0	7	7

Hofstra Northwell SOM-Lenox Hill Hosp-NY

New York	Code	Quota	Matched
Internal Medicine	1483140C0	22	22
Medicine-Primary	1483140M0	3	3
Medicine-Preliminary	1483140P0	16	16
Obstetrics-Gynecology	1483220C0	4	4
Orthopaedic Surgery	1483260C0	2	2

NRMP Program Results 2018 Main Residency Match®

Hofstra Northwell SOM-Lenox Hill Hosp-NY

(Continued)

Pathology	1483300C0	2	2
Radiology-Diagnostic	1483420A0	4	4
General Surgery	1483440C0	3	3
Surgery-Preliminary	1483440P0	3	3
Vascular Surgery	1483451C0	1	1

Hofstra Northwell SOM-Long Island Jewish-NY

New Hyde Park	Code	Quota	Matched
Medicine-Emergency Med	1963705C0	2	2

Hofstra Northwell SOM-NY

Manhasset	Code	Quota	Matched
Anesthesiology	1700040C0	7	7
Dermatology	1700080A0	4	4
Emergency Medicine	1700110C2	23	23
Internal Medicine	1700140C0	36	36
Medicine-Preliminary	1700140P0	22	22
Neurological Surgery	1700160C0	2	2
Neurology	1700180A0	7	7
Neurology	1700180R0	2	2
Obstetrics-Gynecology	1700220C0	10	10
Ob-Gyn/Preliminary	1700220P0	2	0
Orthopaedic Surgery	1700260C0	4	4
Pathology	1700300C0	4	4
Phys Medicine & Rehab	1700340A0	4	4
Phys Medicine & Rehab	1700340R0	1	1
Plastic Surgery (Integrated)	1700362C0	2	2
Interventional Radiology (Integ)	1700416A0	2	2
Radiology-Diagnostic	1700420A0	8	8
Radiation Oncology	1700430A0	2	2
General Surgery	1700440C0	8	8
Surgery-Preliminary	1700440P0	10	2
Surg-Prelim/Urology	1700440P1	3	3
Thoracic Surgery	1700461C0	1	1

Hofstra Northwell SOM-Phelps Hosp-NY

Sleepy Holllow	Code	Quota	Matched
Family Medicine	1453120C0	8	8

Hofstra Northwell SOM-Plainview Hosp-NY

Plainview	Code	Quota	Matched
Family Medicine	1938120C0	10	9
Orthopaedic Surgery	1938260C0	3	3
Transitional	1938999P0	10	10

Hofstra Northwell SOM-Southside Hosp-NY

Bay Shore	Code	Quota	Matched
Family Medicine	1417120C0	9	9
Obstetrics-Gynecology	1417220C0	4	4

Hofstra Northwell SOM-Staten Island Univ-NY

Staten Island	Code	Quota	Matched
Emergency Medicine	1515110C0	10	10
Internal Medicine	1515140C0	31	31
Medicine-Preliminary	1515140P0	17	17
Obstetrics-Gynecology	1515220C0	4	4
Pathology	1515300C0	2	2
Pediatrics	1515320C0	8	8

Psychiatry	1515400C0	4	4
Radiology-Diagnostic	1515420A0	4	4
General Surgery	1515440C0	3	3
Surgery-Preliminary	1515440P0	6	6

Hofstra Northwell SOM-Zucker Hillside-NY

Glen Oaks	Code	Quota	Matched
Psychiatry	1860400C0	12	12

Hosp For Special Surgery-NY

New York	Code	Quota	Matched
Orthopaedic Surgery	3128260C0	9	9

Icahn SOM Beth Israel-NY

New York	Code	Quota	Matched
Family Medicine	1470120C0	6	6
Internal Medicine	1470140C0	26	26
Medicine-Preliminary	1470140P0	21	21
Med-Prelim/Neurology	1470140P1	4	4
Neurology	1470180A0	4	4
Neurology	1470180R0	1	0
Psychiatry	1470400C0	13	13

Icahn SOM Elmhurst Hosp Ctr-NY

Elmhurst	Code	Quota	Matched
Internal Medicine	1491140C0	15	15
Medicine-Preliminary	1491140P0	9	9

Icahn SOM Queens Hosp-NY

Jamaica	Code	Quota	Matched
Internal Medicine	1489140C0	19	18
Medicine Preliminary	1489140P0	8	8
Obstetrics-Gynecology	1489220C0	3	3

Icahn SOM St Lukes-Roosevelt-NY

New York	Code	Quota	Matched
Anesthesiology	2070040A0	1	1
Anesthesiology	2070040C0	12	12
Anesthesiology	2070040R1	1	1
Emergency Medicine	2070110C0	20	20
Internal Medicine	2070140C0	38	38
Medicine-Primary	2070140M0	4	4
Medicine-Preliminary	2070140P0	19	19
Obstetrics-Gynecology	2070220C0	6	6
Psychiatry	2070400C0	12	12
Radiology-Diagnostic	2070420A0	11	11
Radiology-Diagnostic	2070420R0	1	1
General Surgery	2070440C0	5	5
Surgery-Preliminary	2070440P0	5	5

Icahn SOM at Mount Sinai-NY

New York	Code	Quota	Matched
Anesthesiology	1490040C0	26	26
Anesthesiology	1490040R0	2	2
Dermatology	1490080A0	8	8
Emergency Medicine	1490110C0	25	25
Internal Medicine	1490140C0	35	35
Internal Medicine/Research	1490140C1	4	4
Int Med/Comm Prim Care	1490140C2	6	6
Medicine-Preliminary	1490140P0	5	5
Med-Prelim/Neurology	1490140P1	3	3

NRMP Program Results 2018 Main Residency Match®

Icahn SOM at Mount Sinai-NY (Continued)

Neurological Surgery	1490160C0	2	2
Neurology	1490180A0	8	8
Neurology	1490180C0	2	2
Obstetrics-Gynecology	1490220C0	7	7
Ob-Gyn/Preliminary	1490220P0	1	0
Orthopaedic Surgery	1490260C0	7	7
Otolaryngology	1490280C0	6	6
Pathology	1490300C0	6	6
Pediatrics	1490320C0	14	14
Pediatrics/Research	1490320C1	2	2
Peds-Prelim/Child Neurology	1490320P0	1	1
Pediatrics-Preliminary	1490320P1	1	1
Phys Medicine & Rehab	1490340A0	7	7
Plastic Surgery (Integrated)	1490362C0	3	3
Psychiatry	1490400C0	10	10
Psych/Physician-Scientist	1490400C2	2	2
Interventional Radiology (Integ)	1490416A0	2	2
Radiology-Diagnostic	1490420A0	8	8
Radiation Oncology	1490430A0	3	3
General Surgery	1490440C0	7	7
Surgery-Preliminary	1490440P0	4	4
Surg-Prelim/Designated	1490440P1	12	6
Vascular Surgery	1490451C0	2	2
Thoracic Surgery	1490461C0	2	2
Peds/Psych/Child Psych	1490730C0	2	2
Pediatrics-Medical Genetics	1490765C0	1	1
Medicine-Medical Genetics	1490766C0	0	0

Institute for Family Health-NY

New York	Code	Quota	Matched
Family Medicine/Mid-Hudson	2004120C0	9	9
Family Medicine/Harlem-Mt Sinai	2004120C1	7	7

Interfaith Med Ctr-NY

Brooklyn	Code	Quota	Matched
Psychiatry	1425400C0	6	6

Jacobi Med Ctr/Einstein-NY

Bronx	Code	Quota	Matched
Internal Medicine	3172140C0	25	25
Int Med/Sabbath Observed	3172140C1	2	2
Medicine-Primary	3172140M0	3	3
Medicine-Preliminary	3172140P0	10	8
Pediatrics	3172320C0	15	15
Radiology-Diagnostic	3172420A0	4	4

Jamaica Hosp Med Ctr-NY

Jamaica	Code	Quota	Matched
Family Medicine	1449120C0	7	7
Obstetrics-Gynecology	1449220C0	3	3
Ob-Gyn/Preliminary	1449220P0	1	1

Kingsbrook Jewish Med-NY

Brooklyn	Code	Quota	Matched
Internal Medicine	1476140C0	19	19
Phys Medicine & Rehab	1476340A0	3	3

Lincoln Medical Ctr-NY

Bronx	Code	Quota	Matched
Emergency Medicine	1484110C0	9	9
Internal Medicine	1484140C0	31	31
Medicine-Preliminary	1484140P0	16	16
Obstetrics-Gynecology	1484220C0	4	4
Pediatrics-Primary	1484320M0	17	17
General Surgery	1484440C0	3	3
Surgery-Preliminary	1484440P0	4	4
Transitional	1484999P0	13	13

Lutheran Family Health Ctr-NY

Brooklyn	Code	Quota	Matched
Internal Medicine	1663140C0	4	4

Maimonides Med Ctr-NY

Brooklyn	Code	Quota	Matched
Anesthesiology	1428040A0	10	10
Anesthesiology	1428040R0	1	1
Emergency Medicine	1428110C0	16	16
Internal Medicine	1428140C0	30	30
Internal Medicine/ROAP	1428140C1	0	0
Medicine-Preliminary	1428140P0	17	17
Obstetrics-Gynecology	1428220C0	6	6
Orthopaedic Surgery	1428260C0	3	3
Pediatrics-Primary	1428320M0	17	15
Psychiatry	1428400C0	8	8
Radiology-Diagnostic	1428420A0	4	4
General Surgery	1428440C0	5	4
Surgery-Preliminary	1428440P0	4	4

Memorial Sloan-Kettering-NY

New York	Code	Quota	Matched
Radiation Oncology	1466430A0	6	6
Transitional	1466999P0	24	24

Montefiore Med Ctr/Einstein-NY

Bronx	Code	Quota	Matched
Anesthesiology	3153040A0	6	6
Anesthesiology	3153040C0	11	5
Anesthesiology/Post Internship	3153040R0	1	1
Dermatology	3153080A0	6	6
Dermatology	3153080R0	1	1
Emergency Medicine/Jacobi	3153110C0	21	21
Family Medicine	3153120C0	10	10
Internal Medicine	3153140C0	38	38
Internal Med/Wakefield	3153140C3	23	23
Medicine-Primary/Social Int Med	3153140M0	10	10
Med-Prelim/Wakefield	3153140P3	4	4
Neurological Surgery	3153160C0	1	1
Neurology	3153180A0	4	4
Neurology	3153180C0	5	5
Child Neurology	3153185A0	1	1
Child Neurology	3153185C0	1	1
Obstetrics-Gynecology	3153220C0	11	11
Ob-Gyn/Preliminary	3153220P0	2	0
Orthopaedic Surgery	3153260C0	6	6
Otolaryngology	3153280C0	4	4
Pathology	3153300C0	5	5

NRMP Program Results 2018 Main Residency Match®

Montefiore Med Ctr/Einstein-NY (Continued)

Pediatrics	3153320C0	23	23
Peds-Primary/Social	3153320M0	4	4
Peds-Prelim/Child Neurology	3153320P0	1	1
Phys Medicine & Rehab	3153340A0	9	9
Plastic Surgery (Integrated)	3153362C0	3	3
Psychiatry	3153400C0	12	12
Interventional Radiology (Integ)	3153416A0	2	2
Radiology-Diagnostic	3153420A0	7	7
Radiation Oncology	3153430A0	2	2
General Surgery	3153440C0	10	10
Surg-Prelim/Urology	3153440P2	2	2
Surgery-Preliminary	3153440P3	20	2
Vascular Surgery	3153451C0	1	1

Montefiore-New Rochelle/Einstein-NY

New Rochelle	Code	Quota	Matched
Internal Medicine	1459140C0	13	13
Medicine-Preliminary	1459140P0	8	8

NYCOMEC Educational Consortium-NY

Old Westbury	Code	Quota	Matched
Emergency Medicine	2125110C0	3	3
Internal Medicine/St Bernards	2125140C0	6	1
Psychiatry	2125400C0	2	2

NYMC-Metropolitan Hosp Ctr-NY

New York	Code	Quota	Matched
Emergency Medicine	1473110C0	6	6
Internal Medicine	1473140C0	19	19
Medicine-Preliminary	1473140P0	5	5
Pediatrics	1473320C0	7	7
Phys Medicine & Rehab	1473340A1	4	4
Phys Medicine & Rehab	1473340R1	2	2
General Surgery	1473440C0	3	3
Surgery-Preliminary	1473440P0	6	6
Surg-Prelim/Anesthesiology	1473440P2	0	0

NYMC-St Josephs Med Ctr-NY

Yonkers	Code	Quota	Matched
Family Medicine	1525120C0	10	10

NYMC-Westchester Med Ctr-NY

Valhalla	Code	Quota	Matched
Anesthesiology	2998040A0	5	5
Anesthesiology	2998040C0	5	5
Anesthesiology	2998040R0	1	1
Internal Medicine	2998140C0	17	17
Internal Med/Shabbos	2998140C1	1	1
Medicine-Preliminary	2998140P0	7	7
Med-Prelim/Shabbos	2998140P1	1	1
Neurological Surgery	2998160C0	1	1
Neurology	2998180C0	3	3
Orthopaedic Surgery	2998260C0	3	3
Pathology	2998300C0	3	3
Pathology/Shabbos	2998300C1	0	0
Pediatrics	2998320C0	18	18
Pediatrics-Preliminary	2998320P1	1	1
Psychiatry	2998400C0	11	11
Psychiatry/Shabbos	2998400C1	0	0

Radiology-Diagnostic	2998420A0	5	5
Radiology-Diagnostic/Shabbos	2998420A1	0	0
General Surgery	2998440C0	4	4
Surgery-Preliminary	2998440P0	5	3

NYMC-Westchester/Metropolitan-NY

New York	Code	Quota	Matched
Obstetrics-Gynecology	1443220C0	4	4
Ob-Gyn/Preliminary	1443220P0	1	1

NYP Brooklyn Methodist Hosp-NY

Brooklyn	Code	Quota	Matched
Emergency Medicine	1429110C0	13	13
Internal Medicine	1429140C0	33	33
Medicine-Preliminary	1429140P0	9	3
Obstetrics-Gynecology	1429220C0	4	4
Ob-Gyn/Preliminary	1429220P0	1	1
Pediatrics	1429320C0	9	9
General Surgery	1429440C0	3	3
Surgery-Preliminary	1429440P0	5	5

NYP Hosp-Columbia & Cornell-NY

New York	Code	Quota	Matched
Emergency Medicine	1409110C0	12	12
Otolaryngology	1409280C0	4	4
Phys Medicine & Rehab	1409340A0	8	8

NYP Hosp-Columbia Univ Med Ctr-NY

New York	Code	Quota	Matched
Anesthesiology	1495040C0	24	24
Anesthesiology/Apgar Research	1495040C1	2	2
Dermatology	1495080A0	3	3
Family Medicine	1495120C0	6	6
Internal Medicine	1495140C0	44	44
Neurological Surgery	1495160C0	3	3
Neurology	1495180C0	10	10
Child Neurology	1495185C0	2	2
Child Neurology	1495185R1	1	1
Obstetrics-Gynecology	1495220C0	6	6
Orthopaedic Surgery	1495260C0	6	6
Ortho Surg/Research COR 6 yr	1495260C2	1	1
Pathology	1495300C0	7	7
Pediatrics	1495320C0	24	24
Psychiatry	1495400C0	10	10
Psychiatry/Research	1495400C3	2	2
Interventional Radiology (Integ)	1495416A0	2	2
Radiology-Diagnostic	1495420A0	6	6
Radiation Oncology	1495430A0	1	1
General Surgery	1495440C0	7	7
Surgery-Preliminary	1495440P0	5	5
Surg-Prelim/Non-designated	1495440P2	5	5
Thoracic Surgery	1495461C0	2	2

NYP Hosp-Weill Cornell Med Ctr-NY

New York	Code	Quota	Matched
Anesthesiology	1492040C0	18	18
Anesthesiology	1492040R0	2	2
Dermatology	1492080A0	5	5
Internal Medicine	1492140C0	35	35
Internal Med/Research	1492140C1	5	5

NRMP Program Results 2018 Main Residency Match®

NYP Hosp-Weill Cornell Med Ctr-NY (Continued)

Medicine-Primary	1492140M0	4	4
Neurological Surgery	1492160C0	2	2
Neurology	1492180C0	8	8
Child Neurology	1492185C0	1	1
Obstetrics-Gynecology	1492220C0	6	6
Ob-Gyn/Preliminary	1492220P0	1	1
Pathology	1492300C0	5	5
Pediatrics	1492320C0	19	19
Plastic Surgery (Integrated)	1492362C0	2	2
Psych/Payne Whitney	1492400C0	10	10
Interventional Radiology (Integ)	1492416C0	3	3
Radiology-Diagnostic	1492420A0	6	6
Radiation Oncology	1492430A0	1	1
General Surgery	1492440C0	8	8
Surgery-Preliminary	1492440P0	7	7

NYU Langone Hosp-Brooklyn-NY

Brooklyn	Code	Quota	Matched
Family Medicine	1430120C0	8	8

NYU School Of Medicine

New York	Code	Quota	Matched
Anesthesiology/NYU Man	2978040A0	22	22
Anesthesiology/NYU Bkln	2978040A1	6	6
Dermatology	2978080A0	8	8
Emergency Medicine	2978110C0	16	16
Internal Medicine	2978140C0	29	29
Int Med/Research Pathway	2978140C1	1	1
Int Med/Clin Invest Track	2978140C2	6	6
Int Med/NYU-Tisch-Kimmel	2978140C3	9	9
Medicine-Primary/NYU Man	2978140M0	10	10
Medicine-Primary/NYU Bkln	2978140M1	10	10
Med-Prelim/NYU Man	2978140P0	5	5
Med-Prelim/Neurology NYU Man	2978140P1	6	6
Med-Prelim/Anesthesia NYU Man	2978140P2	5	5
Med-Prelim/NYU Bkln	2978140P3	2	2
Med-Prelim/Neurology NYU Bkln	2978140P4	2	2
Med-Prelim/Anesthesia NYU Bkln	2978140P5	5	5
Neurological Surgery	2978160C0	3	3
Neurology/NYU Man	2978180A0	11	11
Neurology/NYU Bkln	2978180A1	3	3
Neurology/NYU Man	2978180R0	1	1
Child Neurology	2978185C0	2	2
Obstetrics-Gynecology	2978220C0	10	10
Ortho Surg/NYU Hosp Joint Dis	2978260C0	14	14
Otolaryngology	2978280C0	4	4
Pathology	2978300C0	7	7
Pediatrics	2978320C0	18	18
Phys Medicine & Rehab	2978340A0	12	12
Plastic Surgery (Integrated)	2978362C0	3	3
Psychiatry	2978400C0	14	14
Interventional Radiology (Integ)	2978416A0	2	2
Radiology-Diagnostic	2978420A0	8	8
Radiation Oncology	2978430A0	3	3
Gen Surgery/NYU Man	2978440C0	7	7
Gen Surgery/NYU Bkln	2978440C1	3	3
Surgery-Preliminary	2978440P0	8	6
Surg-Prelim/Int Radiology	2978440P2	0	0

Vascular Surgery	2978451C0	1	1
Psychiatry-Neurology	2978755C0	1	1

NYU Winthrop Hospital-NY

Mineola	Code	Quota	Matched
Internal Medicine	1455140C0	22	22
Medicine-Preliminary	1455140P0	15	15
Obstetrics-Gynecology	1455220C0	5	5
Pediatrics	1455320C0	12	12
Radiology-Diagnostic	1455420A0	5	5

Nassau Univ Med Ctr-NY

East Meadow	Code	Quota	Matched
Internal Medicine	1448140C0	24	24
Medicine-Preliminary	1448140P0	14	5
Obstetrics-Gynecology	1448220C0	4	4
Orthopaedic Surgery	1448260C0	1	1
Pediatrics	1448320C0	8	8
Phys Medicine & Rehab	1448340A0	1	1
Plastic Surgery (Integrated)	1448362C0	1	1
Psychiatry	1448400C0	6	6
Radiology-Diagnostic	1448420A0	4	4
General Surgery	1448440C0	3	3
Surgery-Preliminary	1448440P0	7	1

New York-Presbyterian/Queens

Flushing	Code	Quota	Matched
Emergency Medicine	1822110C0	8	8
Emergency Med/Military	1822110C1	2	0
Internal Medicine	1822140C0	18	18
Medicine-Preliminary	1822140P0	6	3
General Surgery	1822440C0	5	5
Surgery-Preliminary	1822440P0	6	1

Richmond Univ Med Ctr-NY

Staten Island	Code	Quota	Matched
Internal Medicine	1514140C0	12	10
Medicine-Preliminary	1514140P0	14	6
Obstetrics-Gynecology	1514220C0	4	4
Pediatrics	1514320C0	6	6
Psychiatry	1514400C0	6	6
Radiology-Diagnostic	1514420A0	2	2

Rochester Gen Hosp-NY

Rochester	Code	Quota	Matched
Family Medicine	1509120C0	4	0
Internal Medicine	1509140C0	19	19
Obstetrics-Gynecology	1509220C0	4	4
Interventional Radiology (Integ)	1509416A0	1	1
Radiology-Diagnostic	1509420A0	4	4

Rochester Regional Health/Unity Hosp-NY

Rochester	Code	Quota	Matched
Internal Medicine	1510140C0	13	13
Medicine-Preliminary	1510140P0	2	2

SUNY HSC Brooklyn-NY

Brooklyn	Code	Quota	Matched
Anesthesiology	1426040C0	15	9
Anesthesiology	1426040R0	4	4
Dermatology	1426080A0	7	7

NRMP Program Results 2018 Main Residency Match®

SUNY HSC Brooklyn-NY (Continued)

Emergency Medicine	1426110C0	21	21
Family Medicine	1426120C0	6	6
Internal Medicine	1426140C0	45	45
Medicine-Preliminary	1426140P0	7	7
Neurology	1426180C0	11	11
Neurology	1426180R0	2	1
Child Neurology	1426185C0	2	2
Obstetrics-Gynecology	1426220C0	6	6
Orthopaedic Surgery	1426260C0	6	6
Otolaryngology	1426280C0	3	2
Pathology	1426300C0	3	2
Pediatrics	1426320C0	29	29
Phys Medicine & Rehab	1426340A0	7	7
Psychiatry	1426400C0	12	12
Radiology-Diagnostic	1426420A0	8	8
Radiation Oncology	1426430A0	2	2
General Surgery	1426440C0	8	8
Surgery-Preliminary	1426440P0	14	14
Medicine-Emergency Med	1426705C0	4	4

SUNY Upstate Med University

Syracuse	Code	Quota	Matched
Anesthesiology	1516040A0	8	8
Anesthesiology	1516040C0	4	4
Emergency Medicine	1516110C0	11	11
Internal Medicine	1516140C0	36	36
Medicine-Preliminary	1516140P0	7	7
Med-Prelim/Anesthesiology	1516140P1	6	6
Med-Prelim/Neurology	1516140P2	1	1
Med-Prelim/PM&R	1516140P3	2	2
Med-Prelim/Radiology	1516140P4	5	5
Med-Prelim/Ophthalmology	1516140P5	2	2
Neurological Surgery	1516160C0	2	2
Neurology	1516180A0	2	2
Neurology	1516180C0	5	5
Obstetrics-Gynecology	1516220C0	5	5
Orthopaedic Surgery	1516260C0	5	5
Otolaryngology	1516280C0	3	3
Pathology	1516300C0	4	4
Pediatrics	1516320C0	15	15
Phys Medicine & Rehab	1516340A0	6	6
Psychiatry	1516400C0	8	8
Psych/Rural-Watertown	1516400C1	1	1
Psych/Rural-Binghamton	1516400C2	2	1
Psych/Rural-Oswego	1516400C3	1	1
Radiology-Diagnostic	1516420A0	6	6
Radiation Oncology	1516430A0	2	2
General Surgery	1516440C0	6	6
Surgery-Preliminary	1516440P0	8	3

Samaritan Med Ctr-NY

Watertown	Code	Quota	Matched
Family Medicine	2024120C0	2	1
Internal Medicine	2024140C0	2	1

So Nassau Comm Hosp-NY

Oceanside	Code	Quota	Matched
Family Medicine	3067120C0	6	6

Obstetrics-Gynecology	3067220C0	3	3
General Surgery	3067440C0	3	3

St Barnabas Hosp-NY

Bronx	Code	Quota	Matched
Emergency Medicine/Osteopathic	3113110C0	15	15
Pediatrics	3113320C0	6	6

St Elizabeth Med Ctr-NY

Utica	Code	Quota	Matched
Family Medicine	3064120C0	8	8

St Johns Riverside Hospital-NY

Yonkers	Code	Quota	Matched
Emergency Medicine	1897110C0	11	11
Internal Medicine	1897140C0	8	8
Medicine-Preliminary	1897140P0	3	3

St Josephs Health-NY

Syracuse	Code	Quota	Matched
Family Medicine	1518120C0	13	13
Transitional	1518999P0	6	6

Stony Brook Teach Hosps-NY

Stony Brook	Code	Quota	Matched
Anesthesiology	2919040C0	10	9
Dermatology	2919080A0	3	3
Emergency Medicine	2919110C0	16	16
Family Medicine	2919120C0	7	6
Internal Medicine	2919140C0	24	24
Internal Medicine/Mather	2919140C1	15	15
Internal Med/Southampton	2919140C2	7	7
Medicine-Primary	2919140M0	4	4
Medicine-Preliminary	2919140P0	4	3
Med-Prelim/Neurology	2919140P1	5	5
Med-Prelim/Mather	2919140P2	3	3
Med-Prelim/Rad Onc	2919140P3	1	1
Neurology	2919180A0	5	5
Child Neurology	2919185C0	1	1
Child Neurology	2919185R0	1	0
Obstetrics-Gynecology	2919220C0	5	5
Orthopaedic Surgery	2919260C0	5	5
Otolaryngology	2919280C1	1	1
Pathology	2919300C0	4	4
Pediatrics	2919320C0	12	11
Phys Medicine & Rehab	2919340A0	3	3
Psychiatry	2919400C0	6	6
Psychiatry/Mather	2919400C1	5	5
Interventional Rad (Integ)/Mather	2919416A0	1	1
Interventional Rad (Integ)/Mather	2919416R0	1	1
Radiology-Diagnostic	2919420A0	6	6
Radiology-Diagnostic/Mather	2919420A1	3	3
Radiation Oncology	2919430A0	1	1
General Surgery	2919440C0	6	6
Surgery-Preliminary	2919440P0	6	3
Surg-Prelim/Urology	2919440P1	3	3
Vascular Surgery	2919451C0	1	0
Medicine-Pediatrics	2919700C0	3	3
Transitional/Mather	2919999P0	13	13

NRMP Program Results 2018 Main Residency Match®

U Rochester/Strong Memorial-NY

Rochester	Code	Quota	Matched
Anesthesiology	1511040A0	1	1
Anesthesiology	1511040C0	13	13
Dermatology	1511080A0	4	4
Dermatology	1511080R0	1	1
Emergency Medicine	1511110C0	14	14
Family Medicine/Urban	1511120C0	10	10
Family Med/Inner City	1511120C1	2	2
Internal Medicine	1511140C0	18	18
Int Med/Research Pathway	1511140C1	2	2
Medicine-Primary	1511140M0	4	4
Medicine-Preliminary	1511140P0	6	6
Neurological Surgery	1511160C0	2	2
Neurology	1511180C0	6	6
Child Neurology	1511185C0	2	2
Obstetrics-Gynecology	1511220C0	8	8
Orthopaedic Surgery	1511260C0	7	7
Ortho Surg/ Research	1511260C1	1	1
Otolaryngology	1511280C0	3	2
Pathology	1511300C0	4	4
Pediatrics	1511320C0	14	14
Phys Medicine & Rehab	1511340C0	3	3
Plastic Surgery (Integrated)	1511362C0	2	2
Psychiatry	1511400C0	7	7
Psychiatry/Child Psych	1511400C1	1	1
Interventional Radiology (Integ)	1511416A0	2	2
Radiology-Diagnostic	1511420A0	7	7
Radiation Oncology	1511430A0	2	2
General Surgery	1511440C0	7	7
Surg-Prelim/Urology	1511440P0	2	2
Surg-Prelim/Non-designated	1511440P2	2	2
Vascular Surgery	1511451C0	1	1
Thoracic Surgery	1511461C0	1	1
Medicine-Pediatrics	1511700C0	8	8

UHS-Wilson Medical Center-NY

Johnson City	Code	Quota	Matched
Family Medicine	1452120C0	6	6
Medicine-Primary	1452140M0	8	8
Medicine-Preliminary	1452140P0	2	1
Transitional	1452999P0	8	5

UVM Health Network CVPH-NY

Plattsburgh	Code	Quota	Matched
Family Medicine	1813120C0	6	6

University at Buffalo SOM-NY

Buffalo	Code	Quota	Matched
Anesthesiology	3099040C0	12	7
Emergency Medicine	3099110C0	16	16
Fam Med/Erie County	3099120C1	6	6
Fam Med/Millard Fillmore	3099120C2	6	6
Family Med/Olean	3099120C4	2	2
Internal Medicine	3099140C0	33	33
Internal Med/Sisters	3099140C5	8	8
Medicine-Preliminary	3099140P1	4	2
Med-Prelim/Sisters	3099140P4	4	4
Neurological Surgery	3099160C0	3	3

Neurology	3099180C0	5	5
Child Neurology	3099185C0	1	1
Child Neurology	3099185R0	1	0
Obstetrics-Gynecology	3099220C0	8	8
Obstetrics-Gyn/Sisters	3099220C1	4	4
Orthopaedic Surgery	3099260C0	5	5
Otolaryngology	3099280C0	2	2
Pathology	3099300C0	4	4
Pediatrics	3099320C0	15	15
Psychiatry	3099400C0	4	4
Combined Adult/Child Psych	3099400C1	3	3
Radiation Oncology	3099430A0	1	1
General Surgery	3099440C0	9	9
Surgery-Preliminary	3099440P0	6	5
Vascular Surgery	3099451C0	1	1
Medicine-Pediatrics	3099700C0	4	4
Medicine-Preventive Med	3099751C0	1	1

Woodhull Med Ctr-NY

Brooklyn	Code	Quota	Matched
Medicine-Primary	3116140M0	18	18
Medicine-Preliminary	3116140P0	4	4

Wyckoff Heights Med Ctr-NY

Brooklyn	Code	Quota	Matched
Emergency Medicine	1435110C0	6	6
Internal Medicine	1435140C0	22	22
Obstetrics-Gynecology	1435220C0	2	2
General Surgery	1435440C0	4	4

NORTH CAROLINA

Campbell University-NC

Lillington	Code	Quota	Matched
Emergency Medicine/Cape Fear	2128110C0	1	0
Emergency Med/Southeastern Hlth	2128110C1	2	2
Internal Medicine/Cape Fear	2128140C0	1	0

Carolinas HealthCare Sys Blue Ridge-NC

Morganton	Code	Quota	Matched
Internal Medicine	1914140C0	8	6

Carolinas HealthCare Sys NorthEast-NC

Concord	Code	Quota	Matched
Family Med/Cabarrus	1231120C0	8	8

Carolinas Med Ctr-NC

Charlotte	Code	Quota	Matched
Emergency Medicine	1527110C0	14	14
Family Med/Elizabeth/Traditional	1527120C0	6	6
Family Med/Biddle Point/Urban	1527120C1	3	3
Family Med/Union/Apprenticeship	1527120C2	3	0
Internal Medicine	1527140C0	12	12
Medicine-Preliminary	1527140P0	6	6
Med-Prelim/PM&R	1527140P1	1	1
Neurological Surgery	1527160C0	1	1
Obstetrics-Gynecology	1527220C0	6	6
Orthopaedic Surgery	1527260C0	5	5
Pediatrics	1527320C0	12	12
Phys Medicine & Rehab	1527340A0	5	5
Psychiatry	1527400C0	3	3

NRMP Program Results 2018 Main Residency Match®

Carolinas Med Ctr-NC (Continued)

General Surgery	1527440C0	6	6
Surgery-Preliminary	1527440P0	1	0
Surg-Prelim/Urology	1527440P1	1	1

Cone Health-NC

Greensboro	Code	Quota	Matched
Family Medicine	1943120C0	8	8
Internal Medicine	1943140C0	6	6
Medicine-Preliminary	1943140P0	4	4

Duke Univ Med Ctr-NC

Durham	Code	Quota	Matched
Anesthesiology	1529040C0	14	14
Anes/ACES 60 months	1529040C1	1	1
Anesthesiology	1529040R0	0	0
Dermatology	1529080A0	4	4
Dermatology/Diversity	1529080A2	1	1
Emergency Medicine	1529110C0	12	12
Family Medicine	1529120C0	6	6
Internal Medicine	1529140C0	43	43
Medicine-Preliminary	1529140P0	4	4
Med-Prelim/Neurology	1529140P1	7	6
Neurological Surgery	1529160C0	3	3
Neurology	1529180A0	7	7
Child Neurology	1529185C0	2	2
Obstetrics-Gynecology	1529220C0	8	8
Orthopaedic Surgery	1529260C0	8	8
Otolaryngology	1529280C0	4	4
Pathology	1529300C0	6	6
Pediatrics	1529320C0	14	14
Pediatrics/Research Scholars	1529320C1	1	1
Plastic Surgery (Integrated)	1529362C0	3	3
Psychiatry	1529400C0	11	11
Interventional Radiology (Integ)	1529416A0	3	3
Radiology-Diagnostic	1529420A0	9	9
Radiation Oncology	1529430A0	3	3
Rad Onc/Research Scholar	1529430A1	1	0
General Surgery	1529440C0	7	7
Surgery-Preliminary	1529440P0	3	1
Surg-Prelim/Urology	1529440P3	3	3
Surg-Prelim/Int Radiology	1529440P4	3	1
Thoracic Surgery	1529461C0	1	1
Medicine-Pediatrics	1529700C0	6	6
Medicine-Psychiatry	1529715C0	2	2

Mountain AHEC-NC

Asheville	Code	Quota	Matched
Family Medicine	3023120C0	12	12
Fam Med/Hendersonville	3023120C1	5	5
Obstetrics-Gynecology	3023220C0	4	4
Psychiatry	3023400C0	4	4
General Surgery	3023440C0	4	4

New Hanover Reg Med Ctr-NC

Wilmington	Code	Quota	Matched
Family Medicine	1534120C0	4	4
Internal Medicine	1534140C0	7	7
Medicine-Preliminary	1534140P0	2	2

Obstetrics-Gynecology	1534220C0	4	1
Ob-Gyn/Preliminary	1534220P1	1	1
General Surgery	1534440C0	3	3
Surgery-Preliminary	1534440P0	1	1

Novant Health-NC

Cornelius	Code	Quota	Matched
Family Medicine	1891120C0	3	3

Southern Regional AHEC-NC

Fayetteville	Code	Quota	Matched
Family Medicine	3046120C0	8	8

U North Carolina Hospitals

Chapel Hill	Code	Quota	Matched
Anesthesiology	1900040A0	2	2
Anesthesiology	1900040C0	10	10
Anesthesiology	1900040R0	2	2
Dermatology	1900080A0	5	5
Emergency Medicine	1900110C0	10	10
Family Medicine	1900120C0	8	8
Family Med/Underserved	1900120C1	3	3
Internal Medicine	1900140C0	27	27
Internal Med/Research	1900140C1	2	2
Medicine-Preliminary	1900140P0	6	6
Neurological Surgery	1900160C0	2	2
Neurology	1900180C0	7	7
Child Neurology	1900185C0	1	1
Obstetrics-Gynecology	1900220C0	7	7
Orthopaedic Surgery	1900260C0	4	4
Ortho Surg/Research 6 yr	1900260C1	1	1
Otolaryngology	1900280C0	3	3
Otolaryngology/Research	1900280C1	1	1
Pathology	1900300C0	4	3
Pediatrics	1900320C0	16	16
Pediatrics-Primary	1900320M0	4	4
Pediatrics-Preliminary	1900320P0	2	1
Phys Medicine & Rehab	1900340C0	3	3
Plastic Surgery (Integrated)	1900362C0	2	2
Psychiatry	1900400C0	16	16
Interventional Radiology (Integ)	1900416A0	1	1
Radiology-Diagnostic	1900420A0	9	9
Radiation Oncology	1900430A0	2	2
General Surgery	1900440C0	6	6
Surgery-Preliminary	1900440P0	9	7
Thoracic Surgery	1900461C0	1	1
Medicine-Pediatrics	1900700C0	6	6
Pediatrics-Anesthesiology	1900726C0	0	0

Vidant Med Ctr/East Carolina Univ-NC

Greenville	Code	Quota	Matched
Emergency Medicine	3057110C0	12	12
Family Medicine	3057120C0	12	12
Internal Medicine	3057140C0	15	15
Medicine-Preliminary	3057140P0	6	4
Obstetrics-Gynecology	3057220C0	5	5
Pathology	3057300C0	3	3
Pediatrics	3057320C0	10	10
Phys Medicine & Rehab	3057340C0	5	5
Psychiatry	3057400C0	8	8

NRMP Program Results 2018 Main Residency Match®

Vidant Med Ctr/East Carolina Univ-NC (Continued)

	Code	Quota	Matched
General Surgery	3057440C0	5	5
Surgery-Preliminary	3057440P0	4	2
Medicine-Pediatrics	3057700C0	6	6
Medicine-Emergency Med	3057705C0	2	2
Medicine-Psychiatry	3057715C0	2	2

Wake Forest Baptist Med Ctr-NC

Winston Salem	Code	Quota	Matched
Anesthesiology	1537040C0	14	14
Dermatology	1537080A0	4	4
Emergency Medicine	1537110C0	15	15
Family Medicine	1537120C0	10	10
Internal Medicine	1537140C0	33	33
Medicine-Primary	1537140M0	0	0
Medicine-Preliminary	1537140P0	7	5
Neurological Surgery	1537160C0	2	2
Neurology	1537180C0	5	5
Child Neurology	1537185C0	1	1
Obstetrics-Gynecology	1537220C0	6	6
Orthopaedic Surgery	1537260C0	5	5
Otolaryngology	1537280C0	3	3
Pathology	1537300C0	5	5
Pediatrics	1537320C0	14	14
Plastic Surgery (Integrated)	1537362C0	2	2
Psychiatry	1537400C0	7	7
Radiology-Diagnostic	1537420A0	10	10
Radiation Oncology	1537430A0	2	2
General Surgery	1537440C0	6	6
Surgery-Preliminary	1537440P0	10	3
Surg-Prelim/Urology	1537440P3	3	3

NORTH DAKOTA

Altru Health System-ND

Grand Forks	Code	Quota	Matched
Family Med/Grand Forks	1100120C0	8	8

U North Dakota SOM

Grand Forks	Code	Quota	Matched
Family Med/Bismarck	1539120C1	5	5
Family Medicine/Minot	1539120C2	6	6
Family Medicine/Hettinger	1539120C3	1	1
Family Medicine/Rural Williston	1539120C4	2	2
Family Medicine/Fargo	1539120C5	5	5
Internal Medicine	1539140C0	8	8
Orthopaedic Surgery	1539260C0	3	3
Psychiatry	1539400C0	6	6
General Surgery	1539440C0	3	3
General Surgery/Rural	1539440C1	2	2
Surgery-Preliminary	1539440P0	3	2
Transitional	1539999P0	8	8

OHIO

Adena Health System-OH

Chillicothe	Code	Quota	Matched
Family Medicine	2127120C0	2	2
Internal Medicine	2127140C0	1	0
Transitional	2127999P0	6	4

Akron Gen Med Ctr/NEOMED-OH

Akron	Code	Quota	Matched
Emergency Medicine	1542110C0	11	11
Family Medicine	1542120C0	5	5
Internal Medicine	1542140C0	10	10
Medicine-Preliminary	1542140P0	4	3
Obstetrics-Gynecology	1542220C0	4	4
Orthopaedic Surgery	1542260C0	3	3
General Surgery	1542440C0	3	3
Surg-Prelim/Urology	1542440P2	2	2

Aultman Hospital/NEOMED-OH

Canton	Code	Quota	Matched
Family Medicine	1544120C0	7	7
Obstetrics-Gynecology	1544220C0	4	4
Radiology-Diagnostic	1544420A0	4	4

Bethesda Hospital-OH

Cincinnati	Code	Quota	Matched
Family Medicine	2689120C0	6	6

Canton Med Ed Fdn/NEOMED-OH

Canton	Code	Quota	Matched
Internal Medicine	2009140C0	13	13

Case Western/MetroHealth Med Ctr-OH

Cleveland	Code	Quota	Matched
Anesthesiology	1553040A0	4	4
Anesthesiology	1553040C0	3	3
Dermatology	1553080A0	2	2
Emergency Medicine	1553110C0	13	13
Family Medicine	1553120C0	6	6
Internal Medicine	1553140C0	22	22
Int Med/Intl Health	1553140C3	0	0
Medicine-Preliminary	1553140P0	7	7
Med-Prelim/Anesthesiology	1553140P1	0	0
Obstetrics-Gynecology	1553220C0	4	4
Ob-Gyn/Preliminary	1553220P0	1	1
Pathology	1553300C0	2	2
Pediatrics	1553320C0	8	8
Phys Medicine & Rehab	1553340A0	3	3
Phys Medicine & Rehab	1553340C0	3	3
Psychiatry	1553400C0	5	5
Radiology-Diagnostic	1553420A0	5	5
Medicine-Pediatrics	1553700C0	6	6

Case Western/Univ Hosps Cleveland Med Ctr-OH

Cleveland	Code	Quota	Matched
Anesthesiology	1552040C0	12	12
Anes/CCM-Periop Leadership	1552040C1	2	0
Dermatology	1552080A0	4	4
Dermatology/Osteopathic	1552080A1	2	2
Emergency Medicine	1552110C0	10	10
Family Medicine	1552120C0	8	8
Internal Medicine	1552140C0	22	22
Int Med/International Health	1552140C1	0	0
Int Med/Harrington Phys-Sci Path	1552140C2	2	2
Int Med/Center of Excellence	1552140C5	5	5
Int Med/International Scholar	1552140C6	2	2
Internal Medicine/Geriatrics	1552140C7	0	0

NRMP Program Results 2018 Main Residency Match®

Case Western/Univ Hosps Cleveland Med Ctr-OH

(Continued)

Int Med/Leadership in Med Ed	1552140C8	2	2
Medicine-Preliminary	1552140P0	9	9
Med-Prelim/International Scholar	1552140P2	2	2
Neurological Surgery	1552160C0	3	3
Neurology	1552180C0	10	10
Neurology/Foreign Govt Funded	1552180C1	1	0
Child Neurology	1552185C0	1	1
Obstetrics-Gynecology	1552220C0	6	6
Orthopaedic Surgery	1552260C0	5	5
Orthopaedic Surg/Research	1552260C2	1	1
Otolaryngology	1552280C0	4	4
Pathology	1552300C0	6	6
Pediatrics	1552320C0	29	29
Plastic Surgery (Integrated)	1552362C0	2	2
Psychiatry	1552400C0	8	8
Radiology-Diagnostic	1552420A0	10	10
Radiation Oncology	1552430A0	1	1
General Surgery	1552440C0	6	6
Surgery-Preliminary	1552440P0	10	10
Surg-Prelim/Urology	1552440P2	3	3
Vascular Surgery	1552451C0	1	1
Medicine-Pediatrics	1552700C0	4	4
Family Med-Preventive Med	1552752C0	0	0
Pediatrics-Medical Genetics	1552765C0	0	0
Medicine-Medical Genetics	1552766C0	1	1

Childrens Hospital-NEOMED-OH

Akron	Code	Quota	Matched
Pediatrics	1895320C0	21	21

Christ Hospital-OH

Cincinnati	Code	Quota	Matched
Family Medicine	1547120C0	6	6
Internal Medicine	1547140C0	9	9
Medicine-Preliminary	1547140P0	10	10

Cincinnati Childrens Hosp MC-OH

Cincinnati	Code	Quota	Matched
Child Neurology	1808185C0	5	5
Child Neurology	1808185R0	1	0
Pediatrics	1808320C0	40	40
Peds/Psych/Child Psych	1808730C0	3	3
Pediatrics-Medical Genetics	1808765C0	2	0

Cleveland Clinic Fdn-OH

Cleveland	Code	Quota	Matched
Anesthesiology	1968040C0	22	22
Dermatology	1968080C0	4	4
Internal Medicine	1968140C0	49	49
Internal Med/Clin Ed Track	1968140C1	2	2
Medicine-Primary	1968140M0	4	4
Medicine-Preliminary	1968140P0	3	3
Neurological Surgery	1968160C0	3	3
Neurology	1968180C0	10	10
Child Neurology	1968185C0	2	2
Child Neurology	1968185R0	1	1
Obstetrics-Gynecology	1968220C0	7	7

Orthopaedic Surgery	1968260C1	6	6
Otolaryngology	1968280C0	3	3
Pathology	1968300C0	7	7
Pediatrics	1968320C0	10	10
Phys Medicine & Rehab	1968340A0	2	2
Plastic Surgery (Integrated)	1968362C0	2	2
Psychiatry	1968400C0	8	8
Radiology-Diagnostic	1968420A0	8	8
Radiation Oncology	1968430A0	3	3
General Surgery	1968440C0	10	10
Surgery-Preliminary	1968440P0	9	9
Surg-Prelim/Urology	1968440P2	5	5
Vascular Surgery	1968451C0	2	2
Thoracic Surgery	1968461C0	2	2

Doctors Hospital-OhioHealth

Columbus	Code	Quota	Matched
Anesthesiology	2122040C0	2	2
Emergency Medicine	2122110C0	8	8
Obstetrics-Gynecology	2122220C0	2	2

Dublin Methodist Hosp-OH

Dublin	Code	Quota	Matched
Family Medicine	2100120C0	6	6

Fairview Hospital-OH

Cleveland	Code	Quota	Matched
Family Medicine	3187120C0	6	6
Internal Medicine	3187140C0	12	12
Medicine-Preliminary	3187140P0	2	2

Firelands Regional Med Ctr

Sandusky	Code	Quota	Matched
Family Medicine	1984120C0	4	3
Transitional	1984999P0	4	4

Good Samaritan Hosp-Cinn-OH

Cincinnati	Code	Quota	Matched
Internal Medicine	1550140C0	7	7
Ob-Gyn/GSH Bethesda	1550220C0	8	8
General Surgery	1550440C0	4	4
Surgery-Preliminary	1550440P0	1	1
Vascular Surgery	1550451C0	1	1

Grant Medical Center-OH

Columbus	Code	Quota	Matched
Family Medicine	1564120C0	10	10

Jewish Hospital-OH

Cincinnati	Code	Quota	Matched
Internal Medicine	1551140C0	11	11
Medicine-Preliminary	1551140P0	13	10
General Surgery	1551440C0	1	1
Surgery-Preliminary	1551440P0	2	0

Kettering Med Ctr-OH

Kettering	Code	Quota	Matched
Family Medicine	1576120C0	6	6
Internal Medicine	1576140C0	11	11
Transitional	1576999P0	11	11

NRMP Program Results 2018 Main Residency Match®

Memorial Health System-OH

	Code	Quota	Matched
Marietta			
Emergency Medicine	1954110C0	6	6

Mount Carmel Health System-OH

	Code	Quota	Matched
Columbus			
Family Medicine	1565120C0	6	6
Internal Medicine	1565140C0	8	4
Orthopaedic Surgery	1565260C0	2	2
General Surgery	1565440C0	3	3
Surgery-Preliminary	1565440P0	3	0
Transitional	1565999P0	4	4

Nationwide Childrens Hosp-OH

	Code	Quota	Matched
Columbus			
Child Neurology	1351185C0	3	3
Pediatrics	1351320C0	25	25
Pediatrics/Osteopathic	1351320C1	4	4
Pediatrics-Primary	1351320M0	4	4
Pediatrics-Medical Genetics	1351765C0	1	1

Ohio State University Med Ctr

	Code	Quota	Matched
Columbus			
Anesthesiology	1566040A0	3	3
Anest/Clinical Base Year	1566040C0	11	11
Dermatology	1566080A0	1	1
Dermatology	1566080C0	2	2
Emergency Medicine	1566110C0	16	16
Family Med/Univ Trk	1566120C0	7	7
Family Med/Urban Trk	1566120C2	2	2
Internal Medicine	1566140C0	24	24
Internal Medicine/Research	1566140C1	2	2
Medicine-Primary	1566140M0	4	4
Medicine-Preliminary	1566140P0	6	6
Neurological Surgery	1566160C0	3	3
Neurology	1566180C0	6	6
Obstetrics-Gynecology	1566220C0	11	11
Orthopaedic Surgery	1566260C0	5	5
Ortho Surg/Research Trk	1566260C1	1	1
Otolaryngology	1566280C0	4	4
Pathology	1566300C0	4	4
Phys Medicine & Rehab	1566340A0	4	4
Phys Medicine & Rehab	1566340C0	3	3
Plastic Surgery (Integrated)	1566362C0	2	2
Psychiatry	1566400C0	10	10
Interventional Radiology (Integ)	1566416A0	2	2
Radiology-Diagnostic	1566420A0	5	5
Radiation Oncology	1566430A0	2	2
General Surgery	1566440C0	6	6
Surgery-Preliminary	1566440P0	3	0
Surg-Prelim/Urology	1566440P1	3	3
Medicine-Pediatrics	1566700C0	10	10
Medicine-Emergency Med	1566705C0	2	2

Riverside Methodist-OH

	Code	Quota	Matched
Columbus			
Family Medicine	1567120C0	6	6
Internal Medicine	1567140C0	15	15
Medicine-Preliminary	1567140P0	9	9

Obstetrics-Gynecology	1567220C0	5	5
General Surgery	1567440C0	4	4
Surgery-Preliminary	1567440P0	4	0
Transitional	1567999P0	12	12

St Elizabeth Health Ctr-Boardman-OH

	Code	Quota	Matched
Boardman			
Emergency Medicine	1904110C0	7	7
Family Medicine	1904120C0	4	4

St Elizabeth Youngstown Hosp-OH

	Code	Quota	Matched
Youngstown			
Family Medicine	1584120C0	4	4
Internal Medicine	1584140C0	11	11
General Surgery	1584440C0	3	3
Transitional	1584999P0	4	4

St Lukes Hospital-OH

	Code	Quota	Matched
Maumee			
Family Medicine	1382120C0	6	6

St Vincent Charity Med Ctr-OH

	Code	Quota	Matched
Cleveland			
Internal Medicine	1560140C0	15	15
Medicine-Preliminary	1560140P0	6	0

St Vincent Mercy Med Ctr-OH

	Code	Quota	Matched
Toledo			
Emergency Medicine	1580110C0	13	13
Family Medicine	1580120C0	6	5
Internal Medicine	1580140C0	12	12
Neurology	1580180A0	4	4
Neurology	1580180R0	4	4
Pediatrics	1580320C0	4	1
General Surgery	1580440C0	2	2
Transitional	1580999P0	4	4
Transitional/Neurology	1580999P1	4	4

Summa Health/NEOMED-OH

	Code	Quota	Matched
Akron			
Family Medicine	1541120C0	5	5
Family Med/Barberton Campus	1541120C1	6	6
Internal Medicine	1541140C0	18	18
Medicine-Preliminary	1541140P0	2	2
Obstetrics-Gynecology	1541220C0	5	5
Orthopaedic Surgery	1541260C0	4	4
Pathology	1541300C0	2	1
Psychiatry	1541400C0	4	4
General Surgery	1541440C0	4	4
Transitional	1541999P0	10	10

U Cincinnati Med Ctr-OH

	Code	Quota	Matched
Cincinnati			
Anesthesiology	1548040C0	8	8
Dermatology	1548080A0	3	3
Emergency Medicine	1548110C0	14	14
Internal Medicine	1548140C0	26	26
Internal Med/Clinical Sci	1548140C1	2	2
Medicine-Preliminary	1548140P0	7	4
Neurological Surgery	1548160C0	1	1
Neurology	1548180C0	7	7

NRMP Program Results 2018 Main Residency Match®

U Cincinnati Med Ctr-OH (Continued)

Obstetrics-Gynecology	1548220C0	7	7
Orthopaedic Surgery	1548260C0	5	5
Otolaryngology	1548280C0	4	4
Pathology	1548300C0	3	3
Phys Medicine & Rehab	1548340C0	2	2
Plastic Surgery (Integrated)	1548362C0	1	1
Psychiatry	1548400C0	7	7
Radiology-Diagnostic	1548420A0	8	8
Radiation Oncology	1548430A0	2	2
General Surgery	1548440C0	6	6
Surg-Prelim/Urology	1548440P0	2	2
Vascular Surgery	1548451C0	1	1
Thoracic Surgery	1548461C0	1	1
Medicine-Pediatrics	1548700C0	7	7
Psychiatry-Family Med	1548720C0	2	2
Pediatrics-PM&R	1548735C0	1	1

University of Toledo-OH

Toledo	Code	Quota	Matched
Anesthesiology	1579040A0	1	0
Anesthesiology	1579040C0	5	4
Emergency Medicine	1579110C0	7	7
Emergency Medicine/SACM	1579110C1	1	1
Family Medicine	1579120C1	4	4
Internal Medicine	1579140C0	12	12
Internal Medicine/SACM	1579140C1	2	2
Medicine-Primary	1579140M0	4	4
Medicine-Preliminary	1579140P0	4	4
Med-Prelim/SACM	1579140P1	2	2
Neurology	1579180C0	4	4
Obstetrics-Gynecology	1579220C0	5	5
Orthopaedic Surgery	1579260C0	4	4
Pathology	1579300C0	2	2
Pediatrics	1579320C0	8	8
Phys Medicine & Rehab	1579340A0	3	3
Psychiatry	1579400C0	3	3
Radiology-Diagnostic	1579420A0	4	4
General Surgery	1579440C0	4	4
General Surgery/SACM	1579440C1	1	1
Surgery-Preliminary	1579440P0	5	5
Surg-Prelim/Urology	1579440P1	2	2

Western Reserve Health Ed/NEOMED-OH

Youngstown	Code	Quota	Matched
Family Medicine	1585120C0	6	2
Internal Medicine	1585140C0	10	10
Medicine-Preliminary	1585140P0	5	2
General Surgery	1585440C0	2	2
Surgery-Preliminary	1585440P0	2	0

Wright State Univ Boonshoft SOM-OH

Dayton	Code	Quota	Matched
Dermatology	2011080A0	2	2
Emergency Medicine	2011110C0	8	8
Family Medicine	2011120C0	8	3
Internal Medicine	2011140C0	14	8
Neurology	2011180C0	4	4
Obstetrics-Gynecology	2011220C0	3	3

Orthopedic Surgery	2011260C0	2	2
Ortho Surgery/Research	2011260C1	2	1
Pediatrics	2011320C0	7	7
Plastic Surgery (Integrated)	2011362C0	1	1
Psychiatry	2011400C0	5	5
General Surgery	2011440C0	4	4
Surgery-Preliminary	2011440P0	1	1

OKLAHOMA

Griffin Memorial Hospital-OK

Norman	Code	Quota	Matched
Psychiatry	1184400C0	6	6

In His Image Family Med-OK

Tulsa	Code	Quota	Matched
Family Medicine	3192120C0	12	12

Integris Health-OK

Oklahoma City	Code	Quota	Matched
Emergency Medicine	1830110C0	1	1
Family Medicine	1830120C0	5	5
Radiology-Diagnostic	1830420A0	4	4

SW Oklahoma Family Med

Lawton	Code	Quota	Matched
Family Medicine	2640120C0	4	0

St Anthony Hospital-OK

Oklahoma City	Code	Quota	Matched
Family Medicine	2087120C0	7	7
Obstetrics-Gynecology	2087220C0	1	0

U Oklahoma COM-OK City

Oklahoma City	Code	Quota	Matched
Anesthesiology	1588040C0	12	12
Dermatology	1588080A0	3	3
Family Medicine	1588120C0	12	12
Internal Medicine	1588140C0	16	16
Medicine-Preliminary	1588140P0	7	7
Neurological Surgery	1588160C0	2	2
Neurology	1588180C0	6	6
Nuclear Medicine	1588200A0	1	1
Obstetrics-Gynecology	1588220C0	6	6
Orthopaedic Surgery	1588260C0	6	6
Otolaryngology	1588280C0	2	2
Pathology	1588300C0	5	2
Pediatrics	1588320C0	19	18
Psychiatry	1588400C0	6	6
Radiology-Diagnostic	1588420A0	6	6
Radiology-Diagnostic - PGY2	1588420R0	1	1
Radiation Oncology	1588430A0	2	2
General Surgery	1588440C0	6	6
Surgery-Preliminary	1588440P0	2	0
Surg-Prelim/Urology	1588440P3	3	3
Medicine-Pediatrics	1588700C0	3	3

U Oklahoma COM-Tulsa

Tulsa	Code	Quota	Matched
Emergency Medicine	2727110C0	8	8
Family Medicine	2727120C0	8	6

NRMP Program Results 2018 Main Residency Match®

U Oklahoma COM-Tulsa (Continued)

Internal Medicine	2727140C0	9	6
Medicine-Preliminary	2727140P0	3	3
Obstetrics-Gynecology	2727220C0	4	4
Pediatrics	2727320C0	8	7
Psychiatry	2727400C0	5	5
General Surgery	2727440C0	4	4
Surgery-Preliminary	2727440P0	3	2
Medicine-Pediatrics	2727700C0	3	3

OREGON

Legacy Emanuel/Good Samaritan-OR

Portland	Code	Quota	Matched
Internal Medicine	1594140C0	16	16
Medicine-Preliminary	1594140P0	6	6

Oregon Health & Science Univ

Portland	Code	Quota	Matched
Anesthesiology	1599040A0	1	1
Anesthesiology/CCM	1599040A2	1	1
Anesthesiology	1599040C0	8	8
Anesthesiology/Clin Scientist	1599040C2	1	1
Anesthesiology/CCM	1599040C3	1	1
Dermatology	1599080A0	5	5
Emergency Medicine	1599110C0	11	11
Family Medicine	1599120C0	12	12
Fam Med/Cascades East	1599120C2	8	8
Internal Medicine	1599140C0	34	34
Med-Prelim/Neurology	1599140P0	5	5
Neurological Surgery	1599160C0	3	3
Neurology	1599180A0	5	5
Child Neurology	1599185C0	1	1
Child Neurology	1599185R0	1	1
Obstetrics-Gynecology	1599220C0	7	7
Orthopaedic Surgery	1599260C0	5	5
Otolaryngology	1599280C0	3	3
Pathology	1599300C0	3	2
Pediatrics	1599320C0	18	18
Plastic Surgery (Integrated)	1599362C0	3	3
Psychiatry	1599400C0	8	8
Psychiatry/Research	1599400C1	0	0
Interventional Radiology (Integ)	1599416A0	1	1
Radiology-Diagnostic	1599420A0	5	5
Radiation Oncology	1599430A0	2	2
General Surgery	1599440C0	12	12
Surgery-Preliminary	1599440P0	7	4
Surg-Prelim/Urology	1599440P3	3	3
Surg-Prelim/Int Radiology	1599440P4	0	0

Providence Health-OR

Portland	Code	Quota	Matched
Family Medicine/Milwaukie	1827120C0	7	7
Family Medicine/Hood River	1827120C1	2	2
Internal Medicine/Portland	1827140C0	9	9
Internal Medicine/St Vincent	1827140C1	8	8
Med-Prelim/Portland	1827140P0	3	3
Med-Prelim/St Vincent	1827140P1	3	3

Samaritan Health Services-Corvallis-OR

Corvallis	Code	Quota	Matched
Dermatology	1715080C0	2	0
Family Medicine	1715120C0	4	4
Internal Medicine	1715140C0	3	3
Psychiatry	1715400C0	2	2
Psychiatry/Child Psych	1715400C1	2	2

PENNSYLVANIA

Abington Mem Hosp-PA

Abington	Code	Quota	Matched
Family Medicine	1600120C0	4	4
Internal Medicine	1600140C0	12	12
Medicine-Preliminary	1600140P0	8	8
Obstetrics-Gynecology	1600220C0	5	5
General Surgery	1600440C0	5	5
Surgery-Preliminary	1600440P0	4	4

Albert Einstein Med Ctr-PA

Philadelphia	Code	Quota	Matched
Emergency Medicine	1631110C0	14	14
Internal Medicine	1631140C0	25	25
Medicine-Preliminary	1631140P0	4	4
Med-Prelim/Neurology	1631140P1	3	3
Med-Prelim/Radiology	1631140P2	3	3
Neurology	1631180A0	3	3
Obstetrics-Gynecology	1631220C0	5	5
Orthopaedic Surgery	1631260C0	2	2
Pediatrics	1631320C0	10	10
Psychiatry	1631400C0	10	10
Interventional Radiology (Integ)	1631416A0	1	1
Radiology-Diagnostic	1631420A0	5	5
General Surgery	1631440C0	3	3
Surgery-Preliminary	1631440P0	7	4
Surg-Prelim/Int Radiology	1631440P1	0	0

Allegheny Gen Hosp-PA

Pittsburgh	Code	Quota	Matched
Anesthesiology	1648040A0	10	10
Emergency Medicine	1648110C0	11	11
Internal Medicine	1648140C0	19	19
Medicine-Preliminary	1648140P0	7	7
Med-Prelim/Neurology	1648140P1	5	5
Neurological Surgery	1648160C0	3	3
Neurology	1648180A0	5	5
Orthopaedic Surgery	1648260C0	5	5
Pathology	1648300C0	4	4
Psychiatry	1648400C0	4	4
Radiology-Diagnostic	1648420A0	6	6
Radiation Oncology	1648430A0	1	1
General Surgery	1648440C0	5	5
Surgery-Preliminary	1648440P0	8	1
Vascular Surgery	1648451C0	1	1

Aria Jefferson Health-PA

Philadelphia	Code	Quota	Matched
Emergency Medicine	2103110C0	1	1
Family Medicine	2103120C0	2	1
Internal Medicine	2103140C0	2	2

NRMP Program Results 2018 Main Residency Match®

Bryn Mawr Hosp-PA

Bryn Mawr	Code	Quota	Matched
Family Medicine	1606120C0	3	3

Chestnut Hill Hosp-PA

Philadelphia	Code	Quota	Matched
Family Medicine	2966120C0	6	2

Childrens Hosp-Philadelphia-PA

Philadelphia	Code	Quota	Matched
Child Neurology	1863185C0	5	5
Pediatrics	1863320C0	44	44
Pediatrics/Global Health	1863320C1	1	1
Pediatrics-Medical Genetics	1863765C0	2	2

Conemaugh Memorial Med Ctr-PA

Johnstown	Code	Quota	Matched
Emergency Medicine	1616110C0	8	8
Family Medicine	1616120C0	6	6
Internal Medicine	1616140C0	7	7
Medicine-Preliminary	1616140P0	4	4
General Surgery	1616440C0	3	3
Surgery-Preliminary	1616440P0	2	0

Crozer-Chester Med Ctr-PA

Upland	Code	Quota	Matched
Emergency Medicine	3185110C0	6	6
Family Medicine	3185120C0	4	4
Internal Medicine	3185140C0	5	5
Obstetrics-Gynecology	3185220C0	3	3
Pediatrics	3185320C0	6	6
Transitional	3185999P0	14	14

Drexel Univ COM/Hahnemann Univ Hosp-PA

Philadelphia	Code	Quota	Matched
Anesthesiology	1849040A0	2	2
Anesthesiology	1849040C0	7	7
Emergency Medicine	1849110C0	15	15
Family Medicine	1849120C0	7	7
Internal Medicine	1849140C0	42	42
Medicine-Preliminary	1849140P0	9	9
Med-Prelim/Neurology	1849140P2	4	4
Neurology	1849180A0	6	4
Obstetrics-Gynecology	1849220C0	6	6
Orthopaedic Surgery	1849260C0	4	4
Pathology	1849300C0	5	5
Psychiatry	1849400C0	8	8
Psychiatry/Early Child	1849400C1	0	0
Radiology-Diagnostic	1849420A0	2	2
Radiology-Diagnostic/Peds Track	1849420A2	1	1
Radiology-Diagnostic	1849420C0	4	4
Radiation Oncology	1849430A0	1	1
General Surgery	1849440C0	5	5
Surgery-Preliminary	1849440P0	7	5

Easton Hospital-PA

Easton	Code	Quota	Matched
General Surgery	1610440C0	2	2
Surgery-Preliminary	1610440P0	3	3

Excelsa Health Latrobe Hosp-PA

Latrobe	Code	Quota	Matched
Family Medicine	2965120C0	3	1

Forbes Family Medicine-PA

Monroeville	Code	Quota	Matched
Family Medicine	3087120C0	3	3

Geisinger Health System-PA

Danville	Code	Quota	Matched
Anesthesiology	1608040C0	6	6
Dermatology	1608080A0	4	4
Emergency Medicine	1608110C0	9	8
Family Medicine	1608120C1	6	0
Internal Medicine	1608140C0	13	13
Neurological Surgery	1608160C0	1	1
Neurology	1608180C0	4	4
Obstetrics-Gynecology	1608220C0	4	4
Orthopaedic Surgery	1608260C0	4	4
Otolaryngology	1608280C0	2	1
Pathology	1608300C0	2	2
Pediatrics	1608320C0	8	5
Pediatrics-Preliminary	1608320P0	2	0
Psychiatry	1608400C0	4	4
Radiology-Diagnostic	1608420A0	6	6
General Surgery	1608440C0	4	4
General Surgery/Wilkes Barre	1608440C1	1	1
Surg-Prelim/Non-Desig	1608440P0	3	2
Surg-Prelim/Urology	1608440P2	1	0
Medicine-Pediatrics	1608700C0	5	5

Guthrie/Robert Packer Hosp-PA

Sayre	Code	Quota	Matched
Family Medicine	1664120C0	2	1
Internal Medicine	1664140C0	9	9
General Surgery	1664440C0	3	3
Surgery-Preliminary	1664440P0	4	0

Heritage Valley Beaver-PA

Beaver Falls	Code	Quota	Matched
Family Medicine	2044120C0	2	2

Hosp of the Univ of PA

Philadelphia	Code	Quota	Matched
Anesthesiology	1628040A0	4	4
Anesthesiology	1628040C0	16	16
Anesthesiology	1628040R0	5	2
Dermatology/3 yr	1628080A0	5	5
Derm Res & Cut Onc Fell/4 yr	1628080A1	1	1
Emergency Medicine	1628110C0	12	12
Family Medicine	1628120C0	9	9
Internal Medicine	1628140C0	38	38
Int Med/ABIM Research Pathway	1628140C1	6	6
Medicine-Primary	1628140M0	6	6
Neurological Surgery	1628160C0	3	3
Neurology	1628180A0	6	6
Neurology	1628180C0	7	7
Obstetrics-Gynecology	1628220C0	7	7
Ortho Surgery/Clin-5 yr	1628260C0	6	6
Ortho Surg/Research-6 yr	1628260C1	2	2

NRMP Program Results 2018 Main Residency Match®

Hosp of the Univ of PA (Continued)

Otolaryngology	1628280C0	5	5
Pathology-AP/CP	1628300C0	6	6
Pathology-AP/NP	1628300C1	0	0
Pathology-AP Only	1628300C2	0	0
Pathology-CP Only	1628300C3	1	1
Phys Medicine & Rehab	1628340A0	2	2
Phys Medicine & Rehab	1628340C0	4	4
Plastic Surgery (Integrated)	1628362C0	3	3
Psychiatry	1628400C0	11	11
Interventional Radiology (Integ)	1628416A0	3	3
Radiology-Diag/Clin-4 yr	1628420A0	6	6
Radiology-Diag/Research-4 yr	1628420A1	3	3
Radiation Oncology	1628430C0	4	4
General Surgery	1628440C0	8	8
Surgery-Preliminary	1628440P0	7	7
Surg-Prelim/Urology	1628440P1	4	4
Vascular Surgery	1628451C0	1	1
Thoracic Surgery	1628461C0	2	2
Medicine-Pediatrics	1628700C0	4	4
Medicine-Dermatology	1628785C0	0	0

Jefferson Med Coll/duPont Childrens-PA

Philadelphia	Code	Quota	Matched
Child Neurology	1654185C0	2	2
Child Neurology	1654185R0	1	0
Pediatrics	1654320C0	22	22
Pediatrics-PM&R	1654735C0	1	1

LECOM Health-PA

Eric	Code	Quota	Matched
Psychiatry	2031400C0	4	4

Lancaster Gen Hosp-PA

Lancaster	Code	Quota	Matched
Family Medicine	1618120C0	13	13

Lankenau Med Ctr-PA

Wynnewood	Code	Quota	Matched
Internal Medicine	1632140C0	7	7
Medicine-Preliminary	1632140P0	13	13
Obstetrics-Gynecology	1632220C0	4	4
General Surgery	1632440C0	3	3
Surgery-Preliminary	1632440P0	2	2

Lehigh Valley Hosp-PA

Allentown	Code	Quota	Matched
Emergency Medicine	1601110C0	9	9
Family Medicine	1601120C0	3	3
Internal Medicine	1601140C0	6	6
Neurology	1601180A0	3	3
Neurology	1601180R0	1	1
Obstetrics-Gynecology	1601220C0	6	6
Pediatrics	1601320C0	6	5
Plastic Surgery (Integrated)	1601362C0	1	1
General Surgery	1601440C0	5	5
Surgery-Preliminary	1601440P1	2	2
Transitional	1601999P0	9	9
Transitional/Neurology	1601999P1	3	3

Mercy Catholic Med Ctr-PA

Darby	Code	Quota	Matched
Internal Medicine	1636140C0	20	20
Medicine-Preliminary	1636140P0	5	5
Radiology-Diagnostic	1636420C0	2	2
General Surgery	1636440C0	2	2
Surgery-Preliminary	1636440P0	2	1
Transitional	1636999P0	9	9

Nazareth Hospital-PA

Philadelphia	Code	Quota	Matched
Internal Medicine	1932140C0	9	9
Transitional Year	1932999P0	6	6

Penn State Hershey Med Ctr-PA

Hershey	Code	Quota	Matched
Anesthesiology	1617040C0	17	17
Dermatology	1617080A0	4	4
Emergency Medicine	1617110C0	9	9
Emergency Med/PSTP	1617110C1	1	0
Family Medicine	1617120C0	8	4
Family Med/State College	1617120C1	6	6
Internal Medicine	1617140C0	20	20
Medicine-Preliminary	1617140P0	7	7
Neurological Surgery	1617160C0	2	2
Neurology	1617180C0	4	4
Obstetrics-Gynecology	1617220C0	5	5
Orthopaedic Surgery	1617260C0	5	5
Otolaryngology	1617280C0	2	2
Otolaryngology/Research	1617280C1	1	1
Pathology	1617300C0	4	4
Pediatrics	1617320C0	14	12
Pediatrics/PSTP	1617320C1	1	0
Phys Medicine & Rehab	1617340A0	4	4
Plastic Surgery (Integrated)	1617362C0	2	2
Psychiatry	1617400C0	4	4
Interventional Radiology (Integ)	1617416A0	1	1
Radiology-Diagnostic	1617420A0	5	5
General Surgery	1617440C0	4	4
Surgery-Preliminary	1617440P0	9	3
Surg-Prelim/Urology	1617440P1	2	2
Vascular Surgery	1617451C0	1	1
Medicine-Pediatrics	1617700C0	4	4

Pennsylvania Hospital

Philadelphia	Code	Quota	Matched
Internal Medicine	1639140C0	9	9
Medicine-Preliminary	1639140P0	14	14
Obstetrics-Gynecology	1639220C0	6	6
Pathology	1639300C0	2	2
Radiology-Diagnostic	1639420A0	5	5

Pinnacle Health Hosps-PA

Harrisburg	Code	Quota	Matched
Internal Medicine	1615140C0	18	18
Medicine-Preliminary	1615140P0	2	2
General Surgery	1615440C0	3	3
Surgery-Preliminary	1615440P0	1	0

NRMP Program Results 2018 Main Residency Match®

Reading Hospital Med Ctr-PA

Reading	Code	Quota	Matched
Emergency Medicine	1661110C0	8	8
Family Medicine	1661120C0	4	4
Internal Medicine	1661140C0	6	6
Obstetrics-Gynecology	1661220C0	4	4
Transitional	1661999P0	6	6

St Christophers Hosp-PA

Philadelphia	Code	Quota	Matched
Child Neurology	1653185C0	2	2
Pediatrics	1653320C0	24	24

St Lukes-Bethlehem-PA

Bethlehem	Code	Quota	Matched
Emergency Medicine	1605110C0	12	12
Family Medicine	1605120C0	5	5
Internal Medicine	1605140C0	6	4
Obstetrics-Gynecology	1605220C0	6	6
Orthopaedic Surgery	1605260C0	2	2
General Surgery	1605440C0	4	4
Transitional	1605999P0	6	6

St Mary Med Ctr-Langhorne-PA

Langhorne	Code	Quota	Matched
Internal Medicine	2139140C0	10	10

St Vincent Hlth Ctr-PA

Eric	Code	Quota	Matched
Family Medicine	1612120C0	5	5

Suburban Community Hospital-PA

East Norriton	Code	Quota	Matched
Internal Medicine	1970140C0	1	1

Temple Univ Hosp-PA

Philadelphia	Code	Quota	Matched
Anesthesiology	1646040A0	3	3
Anesthesiology	1646040C0	3	3
Anesthesiology	1646040R0	1	1
Dermatology	1646080A0	2	2
Emergency Medicine	1646110C0	14	14
Internal Medicine	1646140C0	34	34
Medicine-Preliminary	1646140P0	6	4
Neurological Surgery	1646160C0	1	1
Neurology	1646180C0	4	4
Obstetrics-Gynecology	1646220C0	5	5
Ob-Gyn/Preliminary	1646220P0	1	0
Orthopaedic Surgery	1646260C0	4	4
Otolaryngology	1646280C0	3	3
Pathology	1646300C0	2	2
Phys Medicine & Rehab	1646340A0	7	7
Psychiatry	1646400C0	8	8
Interventional Radiology (Integ)	1646416A0	2	2
Radiology-Diagnostic	1646420A0	4	4
General Surgery	1646440C0	7	7
Surgery-Preliminary	1646440P0	10	4

Temple Univ/Fox Chase Cancer Ctr-PA

Philadelphia	Code	Quota	Matched
Radiation Oncology	1638430A0	2	2

Thomas Jefferson Univ-PA

Philadelphia	Code	Quota	Matched
Anesthesiology	1630040A0	5	5
Anesthesiology	1630040C0	10	10
Dermatology	1630080A0	4	4
Emergency Medicine	1630110C0	13	13
Family Medicine	1630120C0	10	10
Internal Medicine	1630140C0	33	33
Medicine-Primary	1630140M0	4	4
Neurological Surgery	1630160C0	3	3
Neurology	1630180C0	9	9
Obstetrics-Gynecology	1630220C0	7	7
Orthopaedic Surgery	1630260C0	6	6
Otolaryngology	1630280C0	5	5
Pathology	1630300C0	5	5
Phys Medicine & Rehab	1630340A0	7	7
Psychiatry	1630400C0	8	8
Interventional Radiology (Integ)	1630416A0	2	2
Radiology-Diagnostic	1630420A0	9	9
Radiation Oncology	1630430A0	2	2
General Surgery	1630440C0	6	6
Surgery-Preliminary	1630440P0	3	0
Surg-Prelim/Int Radiology	1630440P1	2	2

UPMC Altoona Hospital-PA

Altoona	Code	Quota	Matched
Family Medicine	1603120C0	4	4

UPMC Hamot Med Ctr-PA

Eric	Code	Quota	Matched
Emergency Medicine	1611110C0	6	6
Neurology	1611180C0	2	1
Orthopaedic Surgery	1611260C0	3	3

UPMC McKeesport-PA

Mckeesport	Code	Quota	Matched
Family Medicine	1620120C0	6	6
Internal Medicine	1620140C0	12	12

UPMC Medical Education-PA

Pittsburgh	Code	Quota	Matched
Anesthesiology	1652040A0	2	2
Anesthesiology	1652040C0	17	17
Dermatology	1652080A0	6	6
Emergency Medicine	1652110C0	16	16
Internal Medicine	1652140C0	37	37
Int Med/Womens Health	1652140C1	2	2
Int Med/Intl Scholars	1652140C2	6	6
Int Med/Global Health	1652140C3	4	4
Int Med/ABIM Research Pathway	1652140C4	3	3
Medicine-Preliminary	1652140P0	8	8
Neurological Surgery	1652160C0	4	4
Neurology	1652180C0	7	7
Child Neurology	1652185C0	2	2
Neurodevelopmental Disabilities	1652186C0	1	1
Obstetrics-Gynecology	1652220C0	9	9

NRMP Program Results 2018 Main Residency Match®

UPMC Medical Education-PA (Continued)

Orthopaedic Surgery	1652260C0	4	4
Ortho Surgery/Research	1652260C1	4	4
Otolaryngology	1652280C0	4	3
Pathology	1652300C0	8	8
Pediatrics	1652320C0	25	25
Peds/Scientist Development	1652320C2	2	2
Pediatrics-Primary	1652320M0	2	2
Phys Medicine & Rehab	1652340A0	4	4
Phys Medicine & Rehab	1652340C0	5	5
Plastic Surgery (Integrated)	1652362C0	3	3
Psychiatry/General	1652400C0	9	9
Psychiatry/General/Child	1652400C1	4	4
Interventional Radiology (Integ)	1652416A0	2	2
Radiology-Diagnostic	1652420A0	9	9
Radiation Oncology	1652430A0	2	2
General Surgery	1652440C0	6	6
Surgery-Preliminary	1652440P0	3	3
Surg-Prelim/Non-Desig	1652440P1	1	1
Vascular Surgery	1652451C0	2	2
Thoracic Surgery	1652461C0	1	1
Cardiothoracic Surgery	1652461C1	1	1
Medicine-Pediatrics	1652700C0	4	4
Psych-Fam Med/McKeesport	1652720C2	1	1
Psych-Fam Med/St Margaret	1652720C3	1	1
Pediatrics-Anesthesiology	1652726C0	1	1
Peds/Psych/Child Psych	1652730C0	2	2
Transitional	1652999P0	10	8
Transitional/Anesthesiology	1652999P1	0	0
Transitional/Radiology	1652999P2	0	0
Transitional/PM&R	1652999P3	0	0

UPMC Mercy Hospital-PA

Pittsburgh	Code	Quota	Matched
Internal Medicine	1649140C0	20	20
General Surgery	1649440C0	4	4
Surgery-Preliminary	1649440P0	5	3

UPMC Presbyterian Shadyside-PA

Pittsburgh	Code	Quota	Matched
Family Medicine	1657120C0	6	6

UPMC St Margaret-PA

Pittsburgh	Code	Quota	Matched
Family Medicine	1656120C0	9	9

Washington Hospital-PA

Washington	Code	Quota	Matched
Family Medicine	1669120C0	2	2

Western Pennsylvania Hosp

Pittsburgh	Code	Quota	Matched
Obstetrics-Gynecology	1659220C0	5	5

Williamsport Hospital-PA

Williamsport	Code	Quota	Matched
Family Medicine	1673120C0	4	4

Wright Center for GME-PA

Scranton	Code	Quota	Matched
Family Medicine	3056120C0	8	8
Medicine-Primary	3056140M0	28	28
Psychiatry	3056400C0	4	4

York Hospital-PA

York	Code	Quota	Matched
Emergency Medicine	1674110C0	12	12
Family Medicine	1674120C0	6	6
Internal Medicine	1674140C0	12	12
Obstetrics-Gynecology	1674220C0	4	4
General Surgery	1674440C0	4	4
Surgery-Preliminary	1674440P0	1	1

PUERTO RICO

Damas Hospital-PR

Ponce	Code	Quota	Matched
Internal Medicine	2039140C0	7	7
Transitional	2039999P0	12	12

Hosp Episcopal San Lucas-PR

Ponce	Code	Quota	Matched
Emergency Medicine	2101110C0	7	7
Internal Medicine	2101140C0	7	7
Obstetrics-Gynecology	2101220C0	4	4
Pediatrics	2101320C0	6	6
General Surgery	2101440C0	3	3
Surgery-Preliminary	2101440P0	2	2
Transitional	2101999P0	13	13

Hospital de la Concepcion-PR

San German	Code	Quota	Matched
Internal Medicine	1202140C0	7	7

Ponce Health Sciences Univ SOM-PR

Ponce	Code	Quota	Matched
Psychiatry	1433400C0	6	6

Puerto Rico Childrens Hosp

Bayamon	Code	Quota	Matched
Pediatrics	2141320C0	4	4

San Juan VA Med Ctr-PR

San Juan	Code	Quota	Matched
Internal Medicine	3012140C0	18	18
Medicine-Preliminary	3012140P0	4	4
Phys Medicine & Rehab	3012340C0	3	3

Univ Central del Caribe SOM-PR

Bayamon	Code	Quota	Matched
Internal Medicine	1775140C0	10	7
Medicine-Preliminary	1775140P0	7	7

Univ of Puerto Rico

San Juan	Code	Quota	Matched
Anesthesiology	1116040C0	3	3
Dermatology	1116080A0	2	2
Emergency Medicine	1116110C0	10	10
Family Medicine	1116120C0	8	8

NRMP Program Results 2018 Main Residency Match®

Univ of Puerto Rico (Continued)

Internal Medicine	1116140C0	16	16
Medicine-Preliminary	1116140P0	2	2
Neurological Surgery	1116160C0	1	1
Neurology	1116180C0	3	2
Child Neurology	1116185C0	1	0
Obstetrics-Gynecology	1116220C0	5	5
Orthopaedic Surgery	1116260C0	4	4
Otolaryngology	1116280C0	2	2
Pathology	1116300C0	3	2
Pediatrics	1116320C0	13	13
Phys Medicine & Rehab	1116340C0	3	3
Psychiatry	1116400C0	6	6
Radiology-Diagnostic	1116420A0	4	4
Radiology-Diagnostic	1116420R0	1	0
General Surgery	1116440C0	5	5
Surgery-Preliminary	1116440P0	7	3
Medicine-Pediatrics	1116700C0	2	2
Transitional	1116999P0	4	4

RHODE ISLAND

Brown Med Sch/Memorial Hosp-RI

Pawtucket			
	Code	Quota	Matched
Family Medicine	1676120C0	12	12
Internal Medicine	1676140C0	7	7

Brown U/Womens & Infants Hosp of RI

Providence			
	Code	Quota	Matched
Obstetrics-Gynecology	2793220C0	8	8

Butler Hospital/Brown Univ-RI

Providence			
	Code	Quota	Matched
Psychiatry	3170400C0	9	9

Kent Hospital-RI

Warwick			
	Code	Quota	Matched
Emergency Medicine	1936110C0	8	8
Family Medicine	1936120C0	3	2
Internal Medicine	1936140C0	5	4

Rhode Island Hosp/Brown Univ

Providence			
	Code	Quota	Matched
Anesthesiology	1677040A0	12	12
Anesthesiology	1677040R0	12	12
Dermatology	1677080A0	4	4
Emergency Medicine	1677110C0	13	13
Internal Medicine	1677140C0	29	29
Medicine-Primary	1677140M0	10	10
Medicine-Preliminary	1677140P0	6	6
Med-Prelim/Neurology	1677140P1	5	5
Med-Prelim/Anesthesiology	1677140P2	2	2
Neurological Surgery	1677160C0	2	2
Neurology	1677180A0	6	6
Orthopaedic Surgery	1677260C0	6	6
Pathology	1677300C0	4	4
Pediatrics	1677320C0	16	16
Plastic Surgery (Integrated)	1677362C0	2	2
Interventional Radiology (Integ)	1677416A0	2	2
Radiology-Diagnostic	1677420A0	6	6

General Surgery	1677440C0	7	7
Surgery-Preliminary	1677440P0	8	5
Medicine-Pediatrics	1677700C0	4	4
Peds/Psych/Child Psych	1677730C0	3	3

Roger Williams Med Ctr-RI

Providence			
	Code	Quota	Matched
Dermatology	1678080A0	2	2
Internal Medicine	1678140C0	14	14
Medicine-Preliminary	1678140P0	5	5

SOUTH CAROLINA

AnMed Health-SC

Anderson			
	Code	Quota	Matched
Family Medicine	3017120C0	11	11

Grand Strand Reg Med Ctr-SC

Myrtle Beach			
	Code	Quota	Matched
Emergency Medicine	1761110C0	12	12
Family Medicine	1761120C0	6	6
Internal Medicine	1761140C0	10	10
General Surgery	1761440C0	3	3
Surgery-Preliminary	1761440P0	4	0
Transitional	1761999P0	12	12

Greenville Health Sys/Univ of So Carolina

Greenville			
	Code	Quota	Matched
Emergency Medicine	1683110C0	10	10
Family Medicine	1683120C0	7	6
Internal Medicine	1683140C0	12	7
Medicine-Preliminary	1683140P0	4	4
Obstetrics-Gynecology	1683220C0	6	6
Orthopaedic Surgery	1683260C0	4	4
Pediatrics	1683320C0	11	11
Psychiatry	1683400C0	5	5
General Surgery	1683440C0	6	6
Surgery-Preliminary	1683440P0	4	2
Medicine-Pediatrics	1683700C0	5	5

McLeod Reg Med Ctr-SC

Florence			
	Code	Quota	Matched
Family Medicine	2032120C0	8	6

Medical University of SC

Charleston			
	Code	Quota	Matched
Anesthesiology	1680040C0	15	15
Dermatology	1680080A0	3	3
Emergency Medicine	1680110C0	6	6
Internal Medicine	1680140C0	26	26
Int Med/Research Pathway	1680140C1	0	0
Medicine-Preliminary	1680140P0	3	3
Neurological Surgery	1680160C0	2	2
Neurology	1680180C0	7	7
Child Neurology	1680185C0	1	1
Child Neurology	1680185R0	1	0
Obstetrics-Gynecology	1680220C0	6	6
Orthopaedic Surgery	1680260C0	3	3
Otolaryngology	1680280C0	4	4
Pathology	1680300C0	6	6
Pediatrics	1680320C0	14	14

NRMP Program Results 2018 Main Residency Match®

Medical University of SC (Continued)

Pediatrics-Primary	1680320M0	2	2
Plastic Surgery (Integrated)	1680362C0	1	1
Psychiatry	1680400C0	14	14
Interventional Radiology (Integ)	1680416A0	2	2
Radiology-Diagnostic	1680420A0	11	11
Radiology-Diagnostic	1680420R0	1	1
Radiation Oncology	1680430A0	2	2
General Surgery	1680440C0	5	5
Surgery-Preliminary	1680440P0	11	9
Surg-Prelim/Int Radiology	1680440P1	2	2
Vascular Surgery	1680451C0	1	1
Thoracic Surgery	1680461C0	1	1
Medicine-Pediatrics	1680700C0	4	4
Medicine-Psychiatry	1680715C0	2	2
Psychiatry-Neurology	1680755C0	1	1

Palmetto Health Richland-SC

Columbia	Code	Quota	Matched
Emergency Medicine	1681110C0	13	13
Family Medicine	1681120C0	10	10
Family Medicine/Tuomey	1681120C1	4	0
Internal Medicine	1681140C0	11	11
Medicine-Primary	1681140M0	3	3
Medicine-Preliminary	1681140P0	3	3
Neurology	1681180C0	4	4
Obstetrics-Gynecology	1681220C0	4	4
Orthopaedic Surgery	1681260C0	3	3
Pediatrics	1681320C0	12	12
Plastic Surgery (Integrated)	1681362C0	1	1
Psychiatry	1681400C0	6	6
General Surgery	1681440C0	3	3
Surgery-Preliminary	1681440P0	2	2

Self Regional Healthcare-SC

Greenwood	Code	Quota	Matched
Family Medicine	2033120C0	10	10

Spartanburg Reg Healthcare-SC

Spartanburg	Code	Quota	Matched
Family Medicine	1685120C0	12	12
General Surgery	1685440C0	3	3
Surgery-Preliminary	1685440P0	2	0
Transitional	1685999P0	6	6

Tidelands Health-SC

Georgetown	Code	Quota	Matched
Family Medicine	1979120C0	8	8

Trident Medical Center-SC

Charleston	Code	Quota	Matched
Family Medicine	2056120C0	10	10
Transitional/MUSC	2056999P0	6	6

SOUTH DAKOTA

Center for Family Medicine-SD

Sioux Falls	Code	Quota	Matched
Family Medicine	2979120C0	9	7
Family Medicine/Pierre	2979120C1	2	1

Rapid City Reg Hosp-SD

Rapid City	Code	Quota	Matched
Family Medicine	1177120C0	6	6

Univ of South Dakota SSOM

Sioux Falls	Code	Quota	Matched
Internal Medicine	2805140C0	8	8
Medicine-Preliminary	2805140P0	3	3
Pathology	2805300C0	2	2
Pediatrics	2805320C0	6	6
Psychiatry	2805400C0	7	7
General Surgery	2805440C0	3	3
Transitional	2805999P0	6	6

TENNESSEE

Baptist Mem Hosp-TN

Memphis	Code	Quota	Matched
Family Medicine	1694120C0	4	4
Internal Medicine	1694140C0	6	6
Internal Medicine/NEA	1694140C1	6	4
Radiology-Diagnostic	1694420A0	6	6

East Tennessee St Univ

Johnson City	Code	Quota	Matched
Family Med/Johnson City	2066120C1	6	6
Family Med/Bristol	2066120C2	8	8
Family Med/Kingsport	2066120C3	6	3
Internal Medicine	2066140C0	12	12
Obstetrics-Gynecology	2066220C0	3	3
Ob-Gyn/Preliminary	2066220P0	1	1
Pathology	2066300C0	2	2
Pediatrics	2066320C0	7	7
Psychiatry	2066400C0	5	5
General Surgery	2066440C0	6	6
Surgery-Preliminary	2066440P0	1	0

Meharry/Metro General Hosp-TN

Nashville	Code	Quota	Matched
Internal Medicine	1028140C0	10	10
Medicine-Preliminary	1028140P0	1	1
Obstetrics-Gynecology	1028220C0	3	3
Psychiatry	1028400C0	4	1

U Tennessee COM-Chattanooga

Chattanooga	Code	Quota	Matched
Emergency Medicine	1689110C0	7	7
Family Medicine	1689120C0	6	6
Internal Medicine	1689140C0	10	9
Obstetrics-Gynecology	1689220C0	4	4
Orthopaedic Surgery	1689260C0	3	3
Pediatrics	1689320C0	8	8
General Surgery	1689440C0	5	5
Surgery-Preliminary	1689440P0	4	4

U Tennessee COM-Memphis

Memphis	Code	Quota	Matched
Dermatology	1844080C0	3	3
Emergency Medicine	1844110C0	6	6
Family Med/St Francis	1844120C0	9	9

NRMP Program Results 2018 Main Residency Match®

U Tennessee COM-Memphis (Continued)

Family Med/Jackson	1844120C1	10	10
Internal Medicine	1844140C0	25	25
Medicine-Preliminary	1844140P0	8	7
Neurological Surgery	1844160C0	2	2
Neurology	1844180C0	7	7
Child Neurology	1844185C0	2	1
Child Neurology	1844185R0	1	0
Obstetrics-Gynecology	1844220C0	9	9
Orthopaedic Surgery	1844260C0	8	8
Otolaryngology	1844280C0	4	4
Pathology	1844300C0	5	5
Pediatrics	1844320C0	23	21
Plastic Surgery (Integrated)	1844362C0	2	2
Psychiatry	1844400C0	6	6
Radiology-Diagnostic	1844420A1	5	5
Radiation Oncology	1844430C0	1	1
General Surgery	1844440C0	8	8
Surgery-Preliminary	1844440P0	10	3
Medicine-Pediatrics	1844700C0	12	12
Transitional/Methodist Hosp	1844999P0	6	6
Trans/Radiology-Methodist Hosp	1844999P1	3	3

U Tennessee Grad SOM-Knoxville

Knoxville	Code	Quota	Matched
Anesthesiology	1839040C0	8	8
Family Medicine	1839120C0	8	8
Internal Medicine	1839140C0	12	12
Obstetrics-Gynecology	1839220C0	4	4
Pathology	1839300C0	2	2
Radiology-Diagnostic	1839420A0	6	6
General Surgery	1839440C0	6	6
Surgery-Preliminary	1839440P0	5	2
Surg-Prelim/Urology	1839440P2	2	2
Transitional	1839999P0	2	2
Transitional/Radiology	1839999P2	4	4

UT St Thomas Hospitals-TN

Nashville	Code	Quota	Matched
Emergency Med/Rutherford	1699110C0	8	8
Family Med/Rutherford	1699120C0	8	8
Internal Med/Midtown	1699140C0	8	8
Med-Prelim/Midtown	1699140P0	2	2
Obstetrics-Gynecology	1699220C0	3	3
General Surgery/West	1699440C0	3	3

Vanderbilt Univ Med Ctr-TN

Nashville	Code	Quota	Matched
Anesthesiology	1702040C0	18	18
Dermatology	1702080A0	5	5
Dermatology	1702080R0	1	1
Emergency Medicine	1702110C0	13	13
Internal Medicine	1702140C0	41	41
Int Med/ABIM Research Path	1702140C1	4	4
Medicine-Preliminary	1702140P0	4	4
Neurological Surgery	1702160C0	3	3
Neurology	1702180C0	7	7
Child Neurology	1702185C0	3	3
Obstetrics-Gynecology	1702220C0	6	6

Orthopaedic Surgery	1702260C0	5	5
Otolaryngology	1702280C0	5	5
Pathology	1702300C0	8	8
Pediatrics	1702320C0	24	24
Phys Medicine & Rehab	1702340C0	4	4
Psychiatry	1702400C0	5	5
Psychiatry/Child Fast Track	1702400C1	3	3
Psychiatry/Research	1702400C2	1	1
Interventional Radiology (Integ)	1702416A0	3	3
Radiology-Diagnostic	1702420A0	6	6
Radiation Oncology	1702430A0	1	1
General Surgery	1702440C0	8	8
Surgery-Preliminary	1702440P0	14	14
Surg-Prelim/Int Radiology	1702440P1	3	3
Surg-Prelim/Ophthalmology	1702440P2	5	5
Medicine-Pediatrics	1702700C0	6	6

TEXAS

Baylor Coll Med-Houston-TX

Houston	Code	Quota	Matched
Anesthesiology	1716040A0	1	1
Anesthesiology	1716040C0	14	14
Anesthesiology	1716040R0	5	5
Dermatology	1716080A0	4	4
Emergency Medicine	1716110C0	13	13
Emergency Medicine/SACM	1716110C1	1	1
Family Med/Comm Hlth Ctr	1716120C0	6	6
Internal Medicine	1716140C0	48	48
Internal Medicine/Research	1716140C1	0	0
Internal Medicine/MDACC	1716140C2	5	5
Medicine-Primary	1716140M0	1	1
Medicine-Preliminary	1716140P0	16	16
Neurological Surgery	1716160C0	2	2
Neurology	1716180C0	10	10
Neurology-PGY2	1716180R0	1	1
Child Neurology/Neuroscience	1716185C0	2	2
Child Neurology	1716185C1	3	3
Neurodevelopmental Disabilities	1716186A0	1	0
Neurodevelopmental Disabilities	1716186C0	1	1
Neurodevelopmental Disabilities	1716186R0	1	1
Obstetrics-Gynecology	1716220C0	12	12
Orthopaedic Surgery	1716260C0	6	6
Otolaryngology	1716280C0	5	5
Pathology	1716300C0	8	8
Pediatrics	1716320C0	35	35
Pediatrics/Global Health	1716320C1	5	5
Pediatrics/San Antonio	1716320C2	13	13
Peds/Scientist Development Prog	1716320C3	2	2
Peds/PC Leadership Prog	1716320C4	4	3
Phys Medicine & Rehab	1716340A0	8	8
Plastic Surgery (Integrated)	1716362C0	3	3
Psychiatry	1716400C0	12	12
Psychiatry/Research	1716400C1	1	0
Radiology-Diagnostic	1716420A0	8	8
Radiology-Diagnostic/ESIR	1716420A1	4	4
Radiation Oncology	1716430A0	2	2
General Surgery	1716440C0	5	5
Gen Surgery/Academic	1716440C1	3	3
Gen Surgery/Global	1716440C2	1	1

NRMP Program Results 2018 Main Residency Match®

Baylor Coll Med-Houston-TX (Continued)

Surgery-Preliminary	1716440P0	19	3
Surg-Prelim/Urology	1716440P1	4	4
Vascular Surgery	1716451C0	1	1
Medicine-Pediatrics	1716700C0	8	8
Pediatrics-Medical Genetics	1716765C0	3	3
Medicine-Medical Genetics	1716766C0	0	0

Baylor Univ Med Ctr-Dallas-TX

Dallas	Code	Quota	Matched
Dermatology	1706080A0	2	2
Internal Medicine	1706140C0	12	12
Medicine-Preliminary	1706140P0	3	3
Obstetrics-Gynecology	1706220C0	5	5
Orthopaedic Surgery	1706260C0	3	3
Pathology	1706300C0	4	4
Phys Medicine & Rehab	1706340A0	3	3
Radiology-Diagnostic	1706420A0	2	2
Radiology-Diagnostic	1706420C0	5	5
Radiology-Diagnostic	1706420R0	1	1
General Surgery	1706440C0	9	9
Surgery-Preliminary	1706440P0	2	1

Baylor-Scott & White-TX

Temple	Code	Quota	Matched
Anesthesiology	1725040C0	10	10
Anesthesiology	1725040R0	2	1
Dermatology	1725080A0	3	3
Emergency Medicine	1725110C0	14	14
Family Medicine	1725120C0	6	6
Family Med/Round Rock	1725120C1	6	6
Internal Medicine	1725140C0	20	20
Internal Med/Round Rock	1725140C1	6	6
Medicine-Preliminary	1725140P0	7	7
Med-Prelim/Neurology	1725140P1	2	2
Med-Prelim/Radiology	1725140P2	4	4
Neurological Surgery	1725160C0	1	1
Neurology	1725180A0	2	2
Obstetrics-Gynecology	1725220C0	4	4
Orthopaedic Surgery	1725260C0	4	4
Otolaryngology	1725280C0	1	1
Pathology	1725300C0	2	2
Pediatrics	1725320C0	7	3
Plastic Surgery (Integrated)	1725362C0	2	1
Psychiatry	1725400C0	4	4
Radiology-Diagnostic	1725420A0	7	7
Radiation Oncology	1725430A0	1	1
General Surgery	1725440C0	6	6
Surg-Prelim/Urology	1725440P0	2	2
Surgery-Preliminary	1725440P1	2	0

CHRISTUS Health-TX

Irving	Code	Quota	Matched
Emergency Medicine/Spohn	2116110C0	10	10
Family Medicine/Spohn	2116120C0	12	12
Family Med/Santa Rosa	2116120C1	9	9

Conroe Reg Med Ctr-TX

Conroe	Code	Quota	Matched
Family Medicine	1502120C0	10	10

Corpus Christi Med Ctr-TX

Corpus Christi	Code	Quota	Matched
Internal Medicine	2110140C0	13	7

DeTar Healthcare System-TX

Victoria	Code	Quota	Matched
Family Medicine	1797120C0	8	8

Driscoll Childrens Hosp-TX

Corpus Christi	Code	Quota	Matched
Pediatrics	1703320C0	16	16

John Peter Smith Hosp-TX

Fort Worth	Code	Quota	Matched
Emergency Medicine	1711110C0	13	13
Family Medicine	1711120C0	22	22
Obstetrics-Gynecology	1711220C0	4	4
Orthopaedic Surgery	1711260C0	4	4
Psychiatry	1711400C0	6	6
Transitional	1711999P1	12	12

McLennan County Fam Med-TX

Waco	Code	Quota	Matched
Family Medicine	1735120C0	12	12

Medical City Fort Worth-TX

Fort Worth	Code	Quota	Matched
Family Medicine	1642120C0	2	2
Internal Medicine	1642140C0	10	10
Family Medicine/ONMM	1642753C0	4	4

Medical City Weatherford-TX

Weatherford	Code	Quota	Matched
Dermatology	2142080A0	1	1
Dermatology	2142080R0	1	1
Internal Medicine	2142140C0	4	4
Medicine-Preliminary	2142140P0	10	10
Med Prelim/Dermatology	2142140P1	0	0

Memorial Hermann Hosp-TX

Sugar Land	Code	Quota	Matched
Family Medicine	1785120C0	14	14

Methodist Health System Dallas-TX

Dallas	Code	Quota	Matched
Family Medicine	1707120C0	6	6
Internal Medicine	1707140C0	11	11
Obstetrics-Gynecology	1707220C0	3	3
General Surgery	1707440C0	2	2
Surgery-Preliminary	1707440P0	4	4

Methodist Hospital-Houston-TX

Houston	Code	Quota	Matched
Family Medicine	1167120C0	8	8
Internal Medicine	1167140C0	17	17
Neurological Surgery	1167160C0	3	3
Neurology	1167180C0	6	6

NRMP Program Results 2018 Main Residency Match®

Methodist Hospital-Houston-TX (Continued)

Obstetrics-Gynecology	1167220C0	5	5
Orthopaedic Surgery	1167260C0	3	3
Pathology	1167300C0	6	6
Pathology/Clinical	1167300C1	1	0
Radiology-Diagnostic	1167420A0	4	4
General Surgery	1167440C0	6	6
Surgery-Preliminary	1167440P0	2	2
Vascular Surgery	1167451C0	2	2

Presbyterian Hosp-Dallas-TX

Dallas	Code	Quota	Matched
Internal Medicine	1719140C0	6	6
Medicine-Preliminary	1719140P0	6	6

Texas A&M-Bryan/College Station

Bryan	Code	Quota	Matched
Family Medicine	1713120C0	9	9

Texas Tech U Affil-Amarillo

Amarillo	Code	Quota	Matched
Family Medicine	2993120C0	8	8
Family Medicine/SACM	2993120C1	2	2
Internal Medicine	2993140C0	12	12
Internal Medicine/SACM	2993140C1	1	1
Obstetrics-Gynecology	2993220C0	3	3
Pediatrics	2993320C0	7	7

Texas Tech U Affil-El Paso

El Paso	Code	Quota	Matched
Emergency Medicine	1710110C0	12	12
Family Medicine	1710120C0	8	8
Internal Medicine	1710140C0	15	15
Neurology	1710180A0	2	2
Obstetrics-Gynecology	1710220C0	5	5
Pediatrics	1710320C0	9	9
Psychiatry	1710400C0	6	6
Radiology-Diagnostic	1710420A0	3	3
General Surgery	1710440C0	3	3
Surgery-Preliminary	1710440P0	3	3
Medicine-Psychiatry	1710715C0	2	2

Texas Tech U Affil-Lubbock

Lubbock	Code	Quota	Matched
Anesthesiology	2973040C0	4	4
Dermatology	2973080A0	3	3
Family Medicine	2973120C0	6	6
Internal Medicine	2973140C0	14	14
Medicine-Preliminary	2973140P0	2	2
Neurology	2973180C0	3	3
Obstetrics-Gynecology	2973220C0	3	3
Orthopaedic Surgery	2973260C0	3	3
Otolaryngology	2973280C0	1	0
Pediatrics	2973320C0	8	8
Psychiatry	2973400C0	4	4
General Surgery	2973440C0	5	5
Surgery-Preliminary	2973440P0	5	0
Surg-Prelim/Urology	2973440P1	1	1

Texas Tech U Affil-Permian Basin

Odessa	Code	Quota	Matched
Family Medicine	3124120C0	11	11
Family Med/Rural-Andrews	3124120C1	2	2
Family Med/Rural-Ft Stockton	3124120C2	1	1
Family Med/Rural-Sweetwater	3124120C3	1	1
Family Med/Rural-Alpine	3124120C4	1	1
Internal Medicine	3124140C0	12	12
Obstetrics-Gynecology	3124220C0	3	3
Psychiatry	3124400C0	4	4

U Texas HSC-San Antonio

San Antonio	Code	Quota	Matched
Anesthesiology	1722040C0	16	16
Dermatology	1722080A0	3	3
Emergency Medicine	1722110C0	12	12
Family Medicine	1722120C0	14	14
Internal Medicine	1722140C0	25	25
Internal Med/HIV Med Path	1722140C3	2	2
Internal Med/Adv IM Skill	1722140C4	4	4
Medicine-Preliminary	1722140P0	8	6
Med-Prelim/Radiology	1722140P2	4	4
Med-Prelim/Military	1722140P3	1	0
Neurological Surgery	1722160C0	2	2
Neurology	1722180C0	5	5
Obstetrics-Gynecology	1722220C0	6	6
Orthopaedic Surgery	1722260C0	6	6
Otolaryngology	1722280C0	2	2
Pathology	1722300C0	4	3
Pediatrics	1722320C0	13	9
Phys Medicine & Rehab	1722340C0	8	8
Psychiatry	1722400C0	10	10
Interventional Radiology (Integ)	1722416A0	2	2
Interventional Radiology (Integ)	1722416R0	1	1
Radiology-Diagnostic	1722420A0	7	7
Radiology-Diag/Integ PhD	1722420C0	1	1
Radiology-Diagnostic	1722420R0	1	1
Radiation Oncology	1722430A0	2	2
General Surgery	1722440C0	4	4
Gen Surgery/Research	1722440C1	4	4
Surgery-Preliminary	1722440P0	16	16
Thoracic Surgery	1722461C0	1	1

U Texas HSC-Tyler

Tyler	Code	Quota	Matched
Family Medicine	3626120C0	8	8
Family Medicine/Rural	3626120C1	2	2
Internal Medicine/GSMC	3626140C0	12	12
Psychiatry	3626400C0	6	6

U Texas MD Anderson Cancer Ctr

Houston	Code	Quota	Matched
Radiation Oncology	1004430A0	7	7

U Texas Med Branch-Galveston

Galveston	Code	Quota	Matched
Anesthesiology	1714040C0	14	14
Anesthesiology	1714040R0	4	4
Dermatology	1714080A0	4	4

NRMP Program Results 2018 Main Residency Match®

U Texas Med Branch-Galveston (Continued)

Family Medicine	1714120C0	10	10
Internal Medicine	1714140C0	26	26
Medicine-Preliminary	1714140P0	10	10
Neurological Surgery	1714160C0	1	1
Neurology	1714180C0	5	5
Obstetrics-Gynecology	1714220C0	8	8
Orthopaedic Surgery	1714260C0	5	5
Otolaryngology	1714280C0	3	3
Pathology	1714300C0	6	5
Pediatrics	1714320C0	12	12
Plastic Surgery (Integrated)	1714362C0	4	4
Psychiatry	1714400C0	6	6
Psychiatry/Child Psych	1714400C1	1	1
Radiology-Diagnostic	1714420A0	6	6
Radiation Oncology	1714430A0	1	1
General Surgery	1714440C0	5	5
Surg-Prelim/Urology	1714440P0	1	1
Surgery-Preliminary	1714440P2	2	2
Vascular Surgery	1714451C0	1	1

U Texas Med Sch-Houston

Houston	Code	Quota	Matched
Anesthesiology	2923040A0	5	5
Anesthesiology	2923040C0	22	22
Dermatology	2923080A0	7	7
Dermatology	2923080R0	1	1
Emergency Medicine	2923110C0	20	20
Family Medicine/HH/LBJ	2923120C0	12	10
Internal Medicine	2923140C0	40	40
Medicine-Preliminary	2923140P0	12	12
Med-Prelim/Radiation Onc	2923140P1	2	2
Neurological Surgery	2923160C0	3	3
Neurology	2923180C0	10	10
Child Neurology	2923185C0	3	3
Obstetrics-Gynecology/MHH	2923220C0	6	6
Obstetrics-Gynecology/LBJ	2923220C1	6	6
Orthopaedic Surgery	2923260C0	5	5
Otolaryngology	2923280C0	3	3
Pathology	2923300C0	6	6
Pediatrics	2923320C0	24	23
Phys Medicine & Rehab	2923340C0	4	4
Psychiatry	2923400C0	8	8
Psychiatry/Child Psych	2923400C1	2	2
Psychiatry/Research	2923400C2	2	2
Intervent Rad (Integ)/MD Anderson	2923416A0	3	3
Radiology-Diagnostic	2923420A0	11	11
General Surgery	2923440C0	6	6
Surg-Prelim/Non-designated	2923440P0	7	5
Surg-Prelim/Urology	2923440P1	3	3
Surg-Prelim/OMFS	2923440P2	3	3
Vascular Surgery	2923451C0	1	1
Medicine-Pediatrics	2923700C0	8	8
Pediatrics-Medical Genetics	2923765C0	1	1

U Texas Rio Grande Valley

Harlingen	Code	Quota	Matched
Family Med/McAllen Med Ctr	1825120C0	6	6
Family Med/DHR-Edinburg	1825120C1	6	3

Family Medicine/Knapp	1825120C2	6	6
Internal Med/VBMC-Harlingen	1825140C0	10	10
Internal Med/DHR-Edinburg	1825140C1	16	16
Ob-Gyn/DHR-Edinburg	1825220C0	4	4
Psychiatry	1825400C0	6	6
Gen Surgery/DHR-Edinburg	1825440C0	4	4

U Texas Southwestern Med Sch-Dallas

Dallas	Code	Quota	Matched
Anesthesiology	2835040A0	1	1
Anesthesiology	2835040C0	17	17
Anesthesiology	2835040R0	2	2
Dermatology	2835080A0	9	9
Emergency Medicine	2835110C0	22	22
Family Medicine	2835120C0	8	8
Family Med/SW Hlth Resources	2835120C3	6	4
Internal Medicine	2835140C0	48	48
Medicine-Preliminary	2835140P0	4	4
Med-Prelim/Rad Research	2835140P6	2	2
Neurological Surgery	2835160C0	2	2
Neurology	2835180C0	8	8
Neurology/Research	2835180C1	1	1
Child Neurology	2835185C1	4	4
Child Neurology	2835185R0	1	0
Neurodevelopmental Disabilities	2835186C0	1	1
Neurodevelopmental Disabilities	2835186R0	1	1
Obstetrics-Gynecology	2835220C0	18	18
Orthopaedic Surgery	2835260C0	6	6
Otolaryngology	2835280C0	4	4
Pathology	2835300C0	8	8
Pediatrics	2835320C0	31	31
Phys Medicine & Rehab	2835340A0	3	3
Phys Medicine & Rehab	2835340C0	6	6
Plastic Surgery (Integrated)	2835362C0	4	4
Psychiatry	2835400C0	13	13
Psychiatry/Research	2835400C2	2	2
Psychiatry/ChildPsych	2835400C3	0	0
Interventional Radiology (Integ)	2835416A0	3	3
Radiology-Diagnostic	2835420A0	8	8
Radiology-Diag/Research	2835420A1	3	3
Radiation Oncology	2835430A0	4	4
General Surgery	2835440C0	13	13
Surgery-Preliminary	2835440P0	10	2
Surg-Prelim/Urology	2835440P2	4	4
Medicine-Pediatrics	2835700C0	4	4
Medicine-Psychiatry	2835715C0	2	2
Psychiatry-Neurology	2835755C0	1	0

U Texas at Austin Dell Medical School

Austin	Code	Quota	Matched
Dermatology	1793080A0	3	3
Emergency Medicine	1793110C0	8	8
Family Medicine	1793120C0	7	7
Internal Medicine	1793140C0	18	18
Internal Med/Distinction	1793140C1	3	3
Medicine-Primary	1793140M0	2	2
Medicine-Preliminary	1793140P0	5	5
Med-Prelim/Neurology	1793140P1	3	3
Neurology	1793180A0	4	4

NRMP Program Results 2018 Main Residency Match®

U Texas at Austin Dell Medical School (Continued)

Child Neurology	1793185C0	1	1
Obstetrics-Gynecology	1793220C0	4	4
Ob-Gyn/Distinction	1793220C1	1	1
Orthopaedic Surgery	1793260C0	4	4
Pediatrics	1793320C0	19	19
Pediatrics/Distinction	1793320C1	2	2
Phys Medicine & Rehab	1793340A0	2	2
Psychiatry	1793400C0	8	8
General Surgery	1793440C0	3	3
Surgery-Preliminary	1793440P0	3	3
Transitional	1793999P0	6	6

Valley Baptist Med Ctr-TX

Harlingen	Code	Quota	Matched
Family Medicine	1235120C0	5	5

Wichita Falls Family-TX

Wichita Falls	Code	Quota	Matched
Family Medicine	3088120C0	8	8

William Beaumont Army Med Ctr-TX

El Paso	Code	Quota	Matched
Internal Medicine/El Paso VA	1717140C0	3	0
Orthopaedic Surgery	1717260C0	1	0

UTAH

Intermountain Med Ctr-UT

Murray	Code	Quota	Matched
Transitional	1729999P0	10	10

McKay-Dee Hospital Ctr-UT

Ogden	Code	Quota	Matched
Family Medicine	1736120C0	7	7

U Utah Affil Hospitals

Salt Lake City	Code	Quota	Matched
Anesthesiology	1732040A0	7	7
Anesthesiology/Trans	1732040C0	3	3
Anesthesiology/IM	1732040C1	3	3
Anesthesiology	1732040R0	3	2
Dermatology	1732080A0	2	2
Dermatology/IM	1732080C0	1	1
Emergency Medicine	1732110C0	9	9
Family Medicine	1732120C0	10	10
Internal Medicine	1732140C0	30	30
Internal Med/Intl Partnership	1732140C2	2	2
Medicine-Preliminary	1732140P0	7	7
Med-Prelim/Ophthalmology	1732140P1	4	4
Med-Prelim/Military	1732140P3	1	1
Neurological Surgery	1732160C0	3	3
Neurology	1732180C0	6	6
Child Neurology	1732185C0	1	1
Child Neurology	1732185R0	1	1
Obstetrics-Gynecology	1732220C0	6	6
Orthopaedic Surgery	1732260C0	6	6
Otolaryngology	1732280C0	3	3
Pathology-AP/CP Comb	1732300C0	5	4
Pathology-AP/NP Comb	1732300C3	1	0
Pathology/Physician Scientist	1732300C4	0	0

Pediatrics	1732320C0	18	18
Phys Medicine & Rehab	1732340C0	6	6
Plastic Surgery (Integrated)	1732362C0	1	1
Psychiatry	1732400C0	9	9
Interventional Radiology (Integ)	1732416A0	1	1
Radiology-Diagnostic	1732420A0	7	7
Radiology-Diagnostic	1732420R0	1	1
Radiation Oncology	1732430A0	3	3
Radiation Oncology/Military	1732430A1	1	1
General Surgery	1732440C0	6	6
Surg-Prelim/Urology	1732440P2	2	2
Medicine-Pediatrics	1732700C0	3	3
Peds/Psych/Child Psych	1732730C0	2	1

Utah HealthCare Institute

Salt Lake City	Code	Quota	Matched
Family Medicine	1730120C0	4	4

Utah Valley Reg Med Ctr

Provo	Code	Quota	Matched
Family Medicine	1215120C0	8	8

VERMONT

Univ of Vermont Medical Center

Burlington	Code	Quota	Matched
Anesthesiology	1734040C0	6	6
Dermatology	1734080A0	2	2
Family Medicine	1734120C0	6	6
Internal Medicine	1734140C0	13	13
Medicine-Primary	1734140M0	2	2
Medicine-Preliminary	1734140P0	1	1
Medicine-Preliminary/FAP	1734140P2	2	2
Neurological Surgery	1734160C0	1	1
Neurology	1734180C0	4	3
Obstetrics-Gynecology	1734220C0	3	3
Orthopaedic Surgery	1734260C0	3	3
Otolaryngology	1734280C0	1	1
Pathology	1734300C0	5	5
Pediatrics	1734320C0	7	7
Psychiatry	1734400C0	3	3
Combined Adult/Child Psych	1734400C1	2	2
Radiology-Diagnostic	1734420A0	6	6
General Surgery	1734440C0	4	4
Surgery-Preliminary	1734440P0	2	2

VIRGINIA

Bon Secours Health System-VA

Midlothian	Code	Quota	Matched
Family Medicine/St Francis	2530120C0	8	8
Family Medicine/Blackstone	2530120C1	2	2

Carilion Clinic-Virginia Tech Carilion SOM

Roanoke	Code	Quota	Matched
Dermatology	1748080A0	1	1
Emergency Medicine	1748110C0	12	12
Family Medicine	1748120C0	6	6
Internal Medicine	1748140C0	22	19
Medicine-Preliminary	1748140P0	3	3
Neurological Surgery	1748160C0	1	1

NRMP Program Results 2018 Main Residency Match®

Carilion Clinic-Virginia Tech Carilion SOM

(Continued)

Neurology	1748180C0	3	3
Obstetrics-Gynecology	1748220C0	4	4
Pediatrics	1748320C0	6	6
Plastic Surgery (Integrated)	1748362C0	2	2
Psychiatry	1748400C0	10	10
General Surgery	1748440C0	5	5
Surgery-Preliminary	1748440P0	4	1

Eastern VA Med School-VA

Norfolk

	Code	Quota	Matched
Dermatology	2980080A0	2	2
Emergency Medicine	2980110C0	9	9
Family Med/Portsmouth	2980120C0	6	6
Family Med/Ghent	2980120C1	8	8
Internal Medicine	2980140C0	12	12
Internal Medicine/Geriatrics	2980140C1	1	1
Medicine-Preliminary	2980140P0	9	9
Obstetrics-Gynecology	2980220C0	5	5
Otolaryngology	2980280C0	3	3
Pediatrics	2980320C0	22	19
Phys Medicine & Rehab	2980340A0	3	3
Psychiatry	2980400C0	4	4
Radiology-Diagnostic	2980420A0	4	4
General Surgery	2980440C0	5	5
Surgery-Preliminary	2980440P0	1	1

INOVA Fairfax Hospital-VA

Falls Church

	Code	Quota	Matched
Internal Medicine	3199140C0	9	9
Neurological Surgery	3199160C0	1	1
Obstetrics-Gynecology	3199220C0	6	6
Pediatrics	3199320C0	13	13
General Surgery	3199440C0	5	5

LewisGale Med Ctr-VA

Salem

	Code	Quota	Matched
Internal Medicine	2129140C0	15	15

Lynchburg Fam Med Res-VA

Lynchburg

	Code	Quota	Matched
Family Medicine	3065120C0	9	9

Norton Community Hosp-VA

Norton

	Code	Quota	Matched
Internal Medicine	2112140C0	1	1

Riverside Reg Med Ctr-VA

Newport News

	Code	Quota	Matched
Family Medicine	1739120C0	5	5
Obstetrics-Gynecology	1739220C0	3	3
Transitional	1739999P0	12	12

Sovah Health-Danville-VA

Danville

	Code	Quota	Matched
Family Medicine	2145120C0	1	1
Internal Medicine	2145140C0	1	0

University of Virginia

Charlottesville

	Code	Quota	Matched
Anesthesiology	1737040A0	2	2
Anesthesiology	1737040C0	12	12
Anesthesiology	1737040R0	2	2
Dermatology	1737080A0	3	3
Emergency Medicine	1737110C0	12	12
Family Medicine	1737120C0	8	8
Internal Medicine	1737140C0	29	29
Medicine-Primary	1737140M0	3	3
Medicine-Preliminary	1737140P0	5	5
Neurological Surgery	1737160C0	2	2
Neurology	1737180C0	6	6
Child Neurology	1737185C0	0	0
Obstetrics-Gynecology	1737220C0	4	4
Orthopaedic Surg/5 Yr	1737260C0	6	6
Otolaryngology	1737280C0	3	3
Pathology	1737300C0	5	5
Pediatrics	1737320C0	12	12
Phys Medicine & Rehab	1737340A0	2	2
Phys Medicine & Rehab	1737340C0	2	2
Plastic Surgery (Integrated)	1737362C0	2	2
Psychiatry	1737400C0	10	10
Interventional Radiology (Integ)	1737416C0	2	2
Radiology-Diagnostic	1737420A0	8	8
Rad-Diag/Research	1737420A1	0	0
Radiation Oncology	1737430A0	2	2
General Surgery	1737440C0	5	5
Surg-Prelim/Urology	1737440P0	2	2
Surgery-Preliminary	1737440P1	6	6
Thoracic Surgery	1737461C0	1	1

VCU-Fairfax Family Med Res-VA

Fairfax

	Code	Quota	Matched
Family Medicine	1733120C0	8	8

VCU-Shenandoah Valley-VA

Front Royal

	Code	Quota	Matched
Family Medicine	1742120C0	4	3

Virginia Commonwealth U Hlth Sys

Richmond

	Code	Quota	Matched
Anesthesiology	1743040C0	8	8
Anesthesiology	1743040R0	4	4
Dermatology	1743080A0	2	2
Emergency Medicine	1743110C0	10	10
Internal Medicine	1743140C0	33	33
Medicine-Preliminary	1743140P0	14	7
Med-Prelim/Neurology	1743140P1	6	6
Med-Prelim/PM&R	1743140P2	2	2
Neurological Surgery	1743160C0	2	2
Neurology	1743180A0	8	8
Child Neurology	1743185C0	1	1
Child Neurology	1743185R0	1	0
Obstetrics-Gynecology	1743220C0	6	6
Orthopaedic Surgery	1743260C0	6	6
Otolaryngology	1743280C0	2	2
Pathology	1743300C0	4	4
Pediatrics	1743320C0	15	15

NRMP Program Results 2018 Main Residency Match®

Virginia Commonwealth U Hlth Sys (Continued)

Phys Medicine & Rehab	1743340A0	6	6
Plastic Surgery (Integrated)	1743362C0	2	2
Psychiatry	1743400C0	10	10
Psychiatry/Research Trk	1743400C1	0	0
Radiology-Diagnostic	1743420A0	7	7
Radiation Oncology	1743430A0	1	1
General Surgery	1743440C0	5	5
Surgery-Preliminary	1743440P0	7	5
Surg-Prelim/Urology	1743440P2	2	2
Medicine-Pediatrics	1743700C0	4	4
Medicine-Emergency Med	1743705C0	2	2

WASHINGTON

Central WA Family Med

Yakima	Code	Quota	Matched
Family Medicine	3059120C0	8	8
Family Med/Ellensburg Rural	3059120C1	2	2

Community Health Care-WA

Tacoma	Code	Quota	Matched
Family Medicine	1731120C0	3	3

Harrison Med Ctr-WA

Bremerton	Code	Quota	Matched
Family Medicine	2059120C0	8	8

Kadlec Regional Med Ctr-WA

Richland	Code	Quota	Matched
Family Medicine	1721120C0	6	2

Kaiser Permanente Washington

Seattle	Code	Quota	Matched
Family Medicine/Capitol Hill	1811120C0	4	4
Family Medicine/Burien	1811120C1	2	2

MultiCare Good Samaritan Hosp-WA

Puyallup	Code	Quota	Matched
Family Medicine	1574120C0	4	4

PeaceHealth Southwest Med Ctr-WA

Vancouver	Code	Quota	Matched
Family Medicine	1143120C0	8	8

Providence Sacred Heart Med Ctr-WA

Spokane	Code	Quota	Matched
Family Medicine	1758120C0	8	8
Family Med/Rural	1758120C1	2	1
Internal Medicine	1758140C0	10	10
Psychiatry	1758400C0	4	4
Radiology-Diagnostic	1758420C0	2	2
Transitional	1758999P0	16	16

Providence St Peter Hospital-WA

Olympia	Code	Quota	Matched
Family Medicine	3198120C0	7	7
Family Medicine/Chehalis	3198120C1	3	3

Sea Mar Community Health Ctrs-WA

Seattle	Code	Quota	Matched
Family Medicine	1912120C0	6	6

Swedish Medical Center-WA

Seattle	Code	Quota	Matched
Family Med/First Hill	1755120C0	6	6
Family Med/Downtown	1755120C1	3	3
Family Med/Ballard	1755120C2	2	2
Family Med/Cherry Hill	1755120C3	4	4
Family Med/SeaMar	1755120C4	2	2
Family Med/SIHB	1755120C5	2	2
Family Med/Carolyn Downs	1755120C7	2	2
Family Med/ID Clinic	1755120C8	2	2
Family Medicine - RTT	1755120C9	2	2
General Surgery	1755440C0	5	5
Surgery-Preliminary	1755440P0	5	4

Tacoma Family Med-WA

Tacoma	Code	Quota	Matched
Family Medicine	3086120C0	8	8

U Washington Affil Hosps

Seattle	Code	Quota	Matched
Anesthesiology	1918040A0	1	1
Anesthesiology/Clin Base Yr	1918040C0	22	22
Anesthesiology/Crit Care Comb	1918040C1	2	2
Anesthesiology/Bonica Scholar	1918040C2	2	2
Anesthesiology	1918040R0	1	1
Dermatology	1918080A0	3	3
Dermatology	1918080R0	1	1
Emergency Medicine	1918110C0	12	12
Family Medicine	1918120C0	6	6
Family Med/Harborview	1918120C1	2	2
Internal Medicine	1918140C0	39	39
Medicine-Primary	1918140M0	13	13
Medicine-Preliminary	1918140P0	5	5
Neurological Surgery	1918160C0	3	3
Neurology	1918180C0	8	8
Child Neurology	1918185C0	3	3
Obstetrics-Gynecology	1918220C0	7	7
Orthopaedic Surgery	1918260C0	8	8
Otolaryngology	1918280C0	3	2
Oto + 2 yrs research	1918280C1	1	1
Pathology-AP & CP	1918300C0	6	5
Pathology-AP only	1918300C1	0	0
Pathology-CP only	1918300C2	1	0
Pathology-AP & NP	1918300C3	1	1
Pediatrics	1918320C0	35	35
Pediatrics-Alaska	1918320C1	4	4
Phys Medicine & Rehab	1918340A0	5	5
Phys Medicine & Rehab	1918340C0	3	3
Plastic Surgery (Integrated)	1918362C0	4	4
Psychiatry	1918400C0	11	11
Psychiatry/UW Idaho	1918400C2	4	4
Psychiatry/Research	1918400C4	1	1
Interventional Radiology (Integ)	1918416A0	3	3
Radiology-Diagnostic	1918420A0	10	10
Radiology-Diagnostic	1918420R2	2	2

NRMP Program Results 2018 Main Residency Match®

U Washington Affil Hosps (Continued)

Radiation Oncology	1918430A0	1	1
General Surgery	1918440C0	3	3
Gen Surgery/Research	1918440C1	4	4
Surg-Prelim/2yr	1918440P0	2	0
Surg-Prelim/Urology	1918440P2	3	3
Surg-Prelim/1yr	1918440P3	12	5
Vascular Surgery	1918451C0	1	1
Thoracic Surgery	1918461C0	1	1
Pediatrics-Medical Genetics	1918765C0	1	1

Valley Med Ctr-WA

Renton	Code	Quota	Matched
Family Medicine	3132120C0	8	8

Virginia Mason Med Ctr-WA

Seattle	Code	Quota	Matched
Anesthesiology	1756040A0	5	5
Anesthesiology	1756040C0	4	4
Internal Medicine	1756140C0	6	6
Medicine-Primary	1756140M0	3	3
Medicine-Preliminary	1756140P0	6	6
Radiology-Diagnostic	1756420A0	1	1
Radiology-Diagnostic	1756420C0	2	2
General Surgery	1756440C0	5	5
Surgery-Preliminary	1756440P0	6	6
Transitional	1756999P0	6	6

WEST VIRGINIA

Charleston Area Med Ctr/WV Univ

Charleston	Code	Quota	Matched
Family Medicine	1902120C0	6	6
Internal Medicine	1902140C0	9	9
Medicine-Preliminary	1902140P0	6	4
Obstetrics-Gynecology	1902220C0	3	3
Pediatrics	1902320C0	6	6
Psychiatry	1902400C0	4	4
General Surgery	1902440C0	4	4
Surgery-Preliminary	1902440P0	3	2
Vascular Surgery	1902451C0	1	1
Medicine-Psychiatry	1902715C0	2	2

Marshall University SOM-WV

Huntington	Code	Quota	Matched
Family Medicine	3066120C0	8	6
Internal Medicine	3066140C0	15	15
Medicine-Preliminary	3066140P0	6	3
Neurology	3066180C0	3	3
Obstetrics-Gynecology	3066220C0	3	3
Orthopaedic Surgery	3066260C0	3	3
Pediatrics	3066320C0	6	6
Psychiatry	3066400C0	4	4
General Surgery	3066440C0	4	4
Surgery-Preliminary	3066440P0	3	1
Medicine-Pediatrics	3066700C0	2	1

Mountain State OPTI-WV

Lewisburg	Code	Quota	Matched
Emergency Medicine/OVMC	2105110C0	6	6

United Hospital Ctr-WV

Bridgeport	Code	Quota	Matched
Family Medicine	2985120C0	6	6

West Virginia University SOM

Morgantown	Code	Quota	Matched
Anesthesiology	1837040A0	1	1
Anesthesiology	1837040C0	6	6
Anesthesiology	1837040R0	2	1
Dermatology	1837080A0	2	2
Dermatology	1837080R0	1	1
Emergency Medicine	1837110C0	10	10
Family Medicine	1837120C0	3	3
Fam Med/Harpers Ferry	1837120C1	6	6
Internal Medicine	1837140C0	20	20
Internal Med/Funded Intl	1837140C1	2	2
Internal Med/Camden Clark	1837140C2	6	5
Neurological Surgery	1837160C0	1	1
Neurology	1837180C0	6	6
Obstetrics-Gynecology	1837220C0	3	3
Orthopaedic Surgery	1837260C0	3	3
Ortho Surg/Research	1837260C1	1	1
Otolaryngology	1837280C0	2	2
Pathology	1837300C0	3	2
Pediatrics	1837320C0	6	6
Plastic Surgery (Integrated)	1837362C0	1	1
Psychiatry	1837400C0	6	6
Psychiatry/Funded Intl	1837400C1	1	1
Radiology-Diagnostic	1837420A0	6	6
Radiology-Diagnostic	1837420R0	4	4
Radiation Oncology	1837430A0	1	1
General Surgery	1837440C0	4	4
Surgery-Preliminary	1837440P1	3	2
Medicine-Pediatrics	1837700C0	4	4
Transitional	1837999P0	13	13
Trans/Dermatology	1837999P2	0	0

Wheeling Hospital-WV

Wheeling	Code	Quota	Matched
Family Medicine	1770120C0	6	6

WISCONSIN

Aurora Health Care/ASMC-WI

Milwaukee	Code	Quota	Matched
Family Med/Waukesha	1787120C0	6	6
Family Med/Lakeland	1787120C1	4	2
Internal Medicine	1787140C0	12	12
Obstetrics-Gynecology	1787220C0	3	3

Aurora St Lukes Medical Ctr-WI

Millwaukee	Code	Quota	Matched
Family Medicine	1789120C0	10	10
Radiology-Diagnostic	1789420C0	5	5
Transitional	1789999P0	9	9

Gundersen Lutheran Med Fdn-WI

La Crosse	Code	Quota	Matched
Family Medicine	1774120C0	6	6
Internal Medicine	1774140C0	8	8

NRMP Program Results 2018 Main Residency Match®

Gundersen Lutheran Med Fdn-WI (Continued)

General Surgery	1774440C0	3	3
Transitional	1774999P0	12	12

Marshfield Clinic-WI

Marshfield	Code	Quota	Matched
Dermatology	1780080A1	2	2
Internal Medicine	1780140C0	9	9
Pediatrics	1780320C0	6	6
General Surgery	1780440C0	3	3
Medicine-Pediatrics	1780700C0	2	2

Med Coll Wisconsin Affil Hosps

Milwaukee	Code	Quota	Matched
Anesthesiology	1784040C0	17	17
Anesthesiology	1784040R0	3	2
Dermatology	1784080A0	4	4
Emergency Medicine	1784110C0	10	10
Family Med/All Saints	1784120C1	6	6
Fam Med/Columbia-St Marys	1784120C2	9	8
Family Med/Fox Valley	1784120C4	7	7
Family Med/Comm Memorial	1784120C5	6	5
Internal Medicine	1784140C0	26	26
Internal Medicine/Geriatrics	1784140C1	2	2
Medicine-Primary	1784140M0	0	0
Medicine-Preliminary	1784140P0	8	8
Neurological Surgery	1784160C0	2	2
Neurology	1784180C0	5	5
Child Neurology	1784185C0	2	2
Child Neurology	1784185R0	2	0
Obstetrics-Gynecology	1784220C0	8	8
Orthopaedic Surgery	1784260C0	5	5
Otolaryngology	1784280C0	3	3
Pathology	1784300C0	5	5
Pediatrics	1784320C0	22	22
Pediatrics-Preliminary	1784320P0	1	1
Phys Medicine & Rehab	1784340A0	6	6
Plastic Surgery (Integrated)	1784362C0	2	2
Psychiatry/Milwaukee	1784400C0	8	8
Psychiatry/Northeastern WI	1784400C1	4	4
Psychiatry/Central WI	1784400C2	3	3
Interventional Radiology (Integ)	1784416C0	2	2
Radiology-Diagnostic	1784420A0	6	6
Radiology-Diagnostic/St Joseph	1784420C0	3	3
Radiation Oncology	1784430A0	2	2
General Surgery	1784440C0	7	7
Gen Surgery/Rural	1784440C1	1	1
Surg-Prelim/Urology	1784440P1	3	3
Medicine-Pediatrics	1784700C0	6	6
Pediatrics-Anesthesiology	1784726C0	1	1
Medicine-Anesthesiology	1784742C0	1	1
Transitional/St Joseph	1784999P0	11	11

Mercy Health System-WI

Janesville	Code	Quota	Matched
Family Medicine	3722120C0	7	7

U Wisconsin Hospital and Clinics

Madison	Code	Quota	Matched
Anesthesiology	1779040A0	0	0
Anesthesiology	1779040C0	12	12
Anesthesiology	1779040R0	3	1
Dermatology	1779080A0	4	4
Emergency Medicine	1779110C0	12	12
Internal Medicine	1779140C0	26	26
Medicine-Primary	1779140M0	3	3
Med-Prelim/Rad Onc	1779140P1	1	1
Med-Prelim/Radiology	1779140P2	2	2
Neurological Surgery	1779160C0	3	3
Neurology	1779180C0	5	4
Obstetrics-Gynecology	1779220C0	6	6
Obstetrics-Gynecology/Rural	1779220C1	1	1
Orthopaedic Surgery	1779260C0	6	6
Otolaryngology	1779280C0	3	3
Pathology	1779300C0	6	6
Pediatrics	1779320C0	15	15
Phys Medicine & Rehab	1779340A0	3	3
Plastic Surgery (Integrated)	1779362C0	3	3
Psychiatry	1779400C0	10	10
Radiology-Diagnostic	1779420A0	8	8
Radiation Oncology	1779430A0	2	1
Gen Surgery/Academic	1779440C0	6	6
Gen Surgery/Community	1779440C1	1	1
Surg-Prelim/Urology	1779440P0	3	3
Surgery- Preliminary	1779440P3	2	1
Surg-Prelim/Radiology	1779440P4	2	2
Vascular Surgery	1779451C0	1	1

U Wisconsin SOM and Public Health

Madison	Code	Quota	Matched
Family Med/Madison	3001120C0	16	16
Family Med/Baraboo	3001120C1	2	2
Family Med/Eau Claire	3001120C2	5	5
Family Med/EC/Augusta	3001120C3	1	1
Family Med/Wausau	3001120C6	5	5

WYOMING

Univ of Wyoming-Casper

Casper	Code	Quota	Matched
Family Medicine	3089120C0	6	6

Univ of Wyoming-Cheyenne

Cheyenne	Code	Quota	Matched
Family Medicine	2034120C0	6	6

To order additional copies of this publication, please contact:
National Resident Matching Program
2121 K Street, NW, Suite 1000, Washington, DC 20037
Phone: 202-400-2233, Fax: 202-354-4586
<http://www.nrmp.org/main-residency-match-data/>

Price
(shipping not included)
\$45.00 - RDMAIN2018

Copyright © 2018 National Resident Matching Program, All materials subject to this copyright may be photocopied for the purpose of nonprofit, scientific, or educational advancement.