
Results and Data 2006 Match

All rights reserved. Permission to use, copy and/or distribute any documentation and/or related images from this publication shall be expressly obtained from the NRMP.

April 2006

To order additional copies of this publication, please contact:
Association of American Medical Colleges
Customer Service and Order Fulfillment
2450 N Street, NW, Washington, DC 20037
Phone: 202-828-0416 • Fax: 202-828-1123
www.aamc.org/publications

Price
(shipping not included)
\$45.00 – NRMPDATA06



Copyright © 2006 National Resident Matching Program. All materials subject to this copyright may be photocopied for the purpose of nonprofit, scientific, or educational advancement.

NATIONAL RESIDENT MATCHING PROGRAM
2450 N Street, NW
Washington, DC 20037-1127

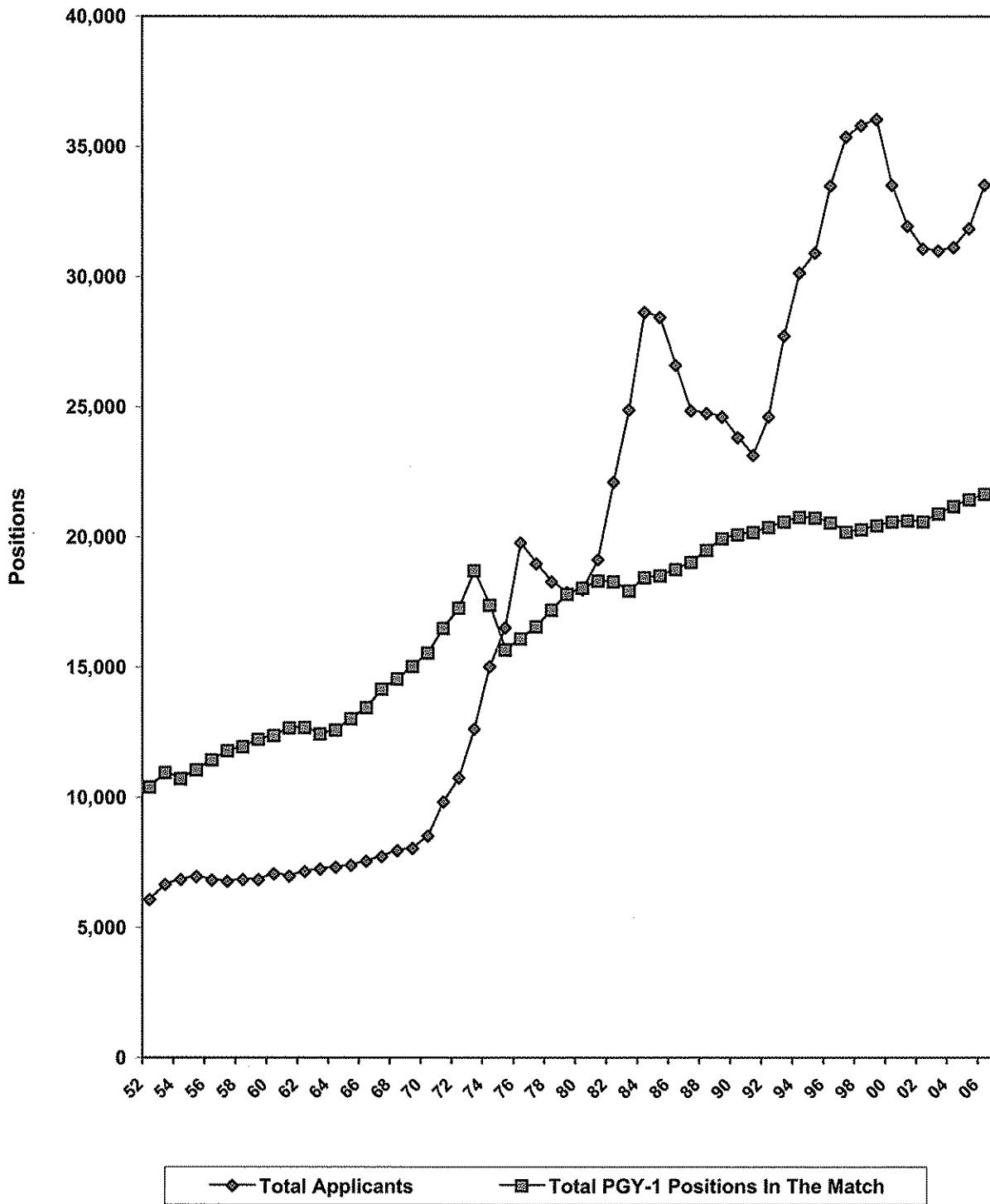
Program Sponsors	American Board of Medical Specialties American Hospital Association American Medical Association Association of American Medical Colleges Council of Medical Specialty Societies	
Officers 2005/2006	President President Designate Secretary/Treasurer Executive Director	Susan A. Kline, M.D. G. Paul DeRosa, M.D. Benson R. Wilcox, M.D. Mona M. Signer, M.P.H.
Board of Directors	American Board of Medical Specialties American Hospital Association American Medical Association Association of American Medical Colleges Council of Medical Specialty Societies	G. Paul DeRosa, M.D. Stephen H. Miller, M.D., M.P.H. Kathryn M. Lane Richard Pierson Melissa K. Thomas, M.D. Ph.D. Frank A. Simon, M.D. Thomas C. Cesario, M.D. Susan A. Kline, M.D. Henry J. Schultz, M.D. Benson R. Wilcox, M.D.
Student Representatives	AAMC Organization of Student Representatives AMA Medical Student Section American Medical Student Association Consortium of Medical Student Organizations	David Finke Jona Rushing Kristofer Smith Tara Collins
Support	Systems Project Manager	Nicole Shortz, M.S.
Systems Consultant	National Matching Services Inc.	Elliott Peranson, M.A.Sc.

April 2006

TABLE OF CONTENTS

National Resident Matching Program	i
Figure 1: Applicants & 1 st Year Positions in the Match 1952-2006	iv
Introduction	1
Table 1: Positions Offered in the Matching Program 2000-2006	3
Figure 2: Non-U.S. Citizen Graduates of Foreign Medical Schools: Active Applicants and Numbers Matched	4
Figure 3: Total Number of Active Applicants and Numbers Matched	4
Table 2: Applicants in the Matching Program 2000-2006	5
Table 3: Ratio of PGY-1 Positions to Active Applicants 1976-2006	7
Table 4: PGY-1 Positions, Active Applicants and Match Rates 1982-2006	9
Table 5: Positions Offered and Filled by U.S. Seniors and All Applicants 2002-2006	11
Table 6: Positions Offered and Percent Filled by U.S. Seniors and All Applicants 2002-2006	13
Table 7: All Applicants Matched to PGY-1 Positions by Specialty 1998-2006	15
Table 8: U.S. Seniors Matched to PGY-1 Positions by Specialty 1998-2006	16
Table 9: Foreign Trained Physicians Matched to PGY-1 Positions by Specialty 1998-2006	17
Table 10a: Programs, Positions Ranked and Filled in 2006 for U.S. Seniors	19
Table 10b: Programs, Positions Ranked and Filled in 2006 for All Applicants	19
Table 11: Choices for Programs by Specialty 2006 Match	21
Table 12a: Match Results for U.S. Seniors Who Chose One Type of Specialty 2006 Match	23
Table 12b: Match Results for Independent Applicants Who Chose One Type of Specialty 2006 Match	25
Table 13a: Matches from U.S. Seniors' Primary Rank Order Lists 1992-2006	27
Table 13b: Matches from Independent Applicants' Primary Rank Order Lists 1992-2006	29
Table 14: Couples in the Match 1987-2006	31
Table 15: PGY-1 Matches by Specialty and Applicant Type 2006 Match	33
Table 16: PGY-2 Matches by Specialty and Applicant Type 2006 Match	35
NRMP Program Results 2006 Match	37
ACGME Specialty Codes	39
Match Outcome for All Institutions by State	41

Figure 1
Applicants & 1st Year Positions In The Match
1952 – 2006



NATIONAL RESIDENT MATCHING PROGRAM

INTRODUCTION

The NRMP was established in 1952 to provide both applicants and residency program directors a fair opportunity to consider their options for appointment, to make reasoned decisions, and to have their decisions announced at a uniform time.

The first match was conducted in 1952 when 10,400 internship positions were available for 6,000 U.S. graduating seniors. By 1973, there were 19,000 positions in the match for just over 10,000 U.S. graduating seniors. Following the demise of internships in 1975, the number of first year post-graduate (PGY-1) positions in the match dropped to 15,700. The number of PGY-1 positions offered gradually increased through the 1994 Match, and then began to decline slowly until 1998. This year, a record high 21,659 positions were offered (Figure 1).

The increase in the total number of applicants since 1952 is more dramatic, starting with 6,000 in 1952 and rising to a high of 36,056 in 1999. After a decline of 5,052 applicants from 1999-2003, the number registered for the 2006 Match increased to 33,534, matching the 2000 total number and 1672 more than 2005.

The NRMP completed a total re-engineering of the matching process for the 2002 Match. The web-based Registration, Ranking, and Results (R3) System was launched in July 2001. It is completely paperless and allows applicants and programs to complete all match-related activities on-line including:

- registration, with applicants paying their registration fees on-line by credit card or electronic checking;
- rank order list entry; and
- obtaining Match results.

The R3 System is a user-based system rather than a program-based system. All participants are assigned a unique ID number, which they use again in matches in subsequent years. The System also relies almost exclusively on e-mail communications, which allows the NRMP to send messages to participants on short notice.

Beginning in 2002, the NRMP augmented the release of Match results on the web during Match Week with e-mail messages to applicants, program directors, and schools at critical times. In addition, the Registration, Ranking, and Results System is supported by an expanded pool of servers. Those two changes improved the performance of the application during peak times near the rank order list deadline and during Match Week.

The NRMP is managed by the Association of American Medical Colleges (AAMC). Operations are conducted in the AAMC's Division of Medical School Services and Studies.

Special data requests pertaining to this or prior matches should be directed in writing to:

**Mona M. Signer, Executive Director
National Resident Matching Program
2450 N Street NW
Washington, DC 20037-1127
nrmp@aamc.org**

TABLES 1 AND 2

The 2006 Match was highly successful with higher program fill rates in most specialties. Tables 1 and 2 illustrate the trends in the numbers of positions and applicants participating in the Match during the past seven years. Many applicants in addition to U.S. senior medical students seek residency positions through the NRMP. The data for different applicant categories are shown in Table 2. U.S. foreign graduates are defined as U.S. citizens who are graduates of foreign medical schools, and non-U.S. foreign graduates are non-U.S. citizen graduates of foreign medical schools.

The total number of positions offered in the 2006 Match was 24,085, an all-time high. The number of PGY-1 positions increased by 205 (1.0 percentage points), but the number of PGY-2 positions decreased by 132 (5.2 percentage points). The growth in PGY-1 positions can be attributed primarily to Otolaryngology joining the NRMP. The PGY-2 decline is due primarily to Anesthesiology and Emergency Medicine programs offering more categorical programs that include the preliminary year of training.

The total number of registrants rose by 1,672 in 2006. The number of non-U.S. citizen foreign graduates who were active in the Match grew for the fourth year in a row to 6,442, a 16 percentage point increase (Figure 2). An active applicant is one who submits a rank order list of programs. The number of active U.S. citizen foreign graduates increased by 344 (16.5 percentage points). The higher numbers of foreign medical school graduates who submitted rank order lists resulted in declining match rates for both U.S. citizens (4.1 percentage points) and non-U.S. citizens (6.7 percentage points).

Earlier decreases in the participation of foreign medical school graduates followed shortly after July 1, 1998, when the Educational Commission for Foreign Medical Graduates (ECFMG) required successful completion of the Clinical Skills Assessment (CSA) examination for certification. The 2006 Match was the second for which the new USMLE Step 2 clinical skills examination replaced the CSA. In the months leading up to the 2005 Match, many foreign medical school students and graduates expressed concern about their ability to participate because of anticipated scheduling difficulties and delays in score reports. The significant increase in active foreign graduates in this year's Match may be due partly to the growing numbers who have passed the USMLE Step 2 clinical skills examination. The number of foreign graduates withdrawn in 2006 because they did not meet ECFMG examination requirements was 1,556, compared with 1,777 in 2005.

The number of active U.S. seniors increased for the third year in a row. This year, 289 more U.S. seniors were active than in 2005, an increase of 2.0 percentage points. For the first time, the number of U.S. seniors active in the Match exceeded 15,000. As in years past, U.S. seniors had the highest match rate; 93.7 percent (14,059) of the U.S. seniors who submitted rank order lists were matched to first-year positions. Adding the 161 seniors who matched to a PGY-2 position but not a PGY-1 position, 94.7 percent of U.S. seniors matched to at least one position.

Although the number of positions offered increased only slightly, the total number of active applicants grew by 1,367 (5.4 percentage points) to 26,715. Of those, 20,072 were matched to PGY-1 residency positions, 312 more than last year. Therefore, the match rate for all applicants decreased slightly to 75.1 percent (Figure 3).

TABLE 1
Positions Offered in the Matching Program
2000 – 2006

	2000		2001		2002		2003		2004		2005		2006	
	No.	%	No.	%	No.	%	No.	%	No.	%	No.	%	No.	%
PGY-1 Positions														
Anesthesiology	349	1.7	371	1.8	392	1.9	431	2.1	443	2.1	463	2.2	552	2.5
Dermatology	35	0.2	30	0.1	34	0.2	33	0.2	31	0.1	28	0.1	30	0.1
Emergency Medicine	971	4.7	1,001	4.8	1,073	5.2	1,114	5.3	1,151	5.4	1,188	5.5	1,251	5.8
Family Medicine	3,183	15.5	3,074	14.9	2,962	14.4	2,920	14	2,864	13.5	2,761	12.9	2,711	12.5
General Surgery	1,023	5	1,041	5	1,039	5	1,049	5	1,044	4.9	1,051	4.9	1,047	4.8
Preliminary (PGY-1 Only)	957	4.6	994	4.8	980	4.8	1,006	4.8	1,074	5.1	1,331	6.2	1,234	5.7
Surgery-Plastic Surgery	25	0.1	18	0.1	0	0	0	0	0	0	0	0	0	0
Internal Medicine	4,810	23.4	4,727	22.9	4,662	22.6	4,692	22.4	4,751	22.4	4,768	22.2	4,735	21.9
Medicine-Dermatology	0	0	0	0	0	0	0	0	0	0	1	0	3	0
Medicine-Emergency Med	17	0.1	15	0.1	21	0.1	19	0.1	22	0.1	23	0.1	23	0.1
Medicine-Family Medicine	8	0	5	0	3	0	4	0	6	0	5	0	6	0
Medicine-Medical Genetics	0	0	0	0	0	0	0	0	0	0	0	0	1	0
Medicine-Neurology	2	0	3	0	2	0	1	0	1	0	1	0	2	0
Medicine-P M & R	7	0	3	0	0	0	0	0	1	0	0	0	0	0
Medicine-Pediatrics	446	2.2	439	2.1	399	1.9	385	1.8	400	1.9	390	1.8	376	1.7
Medicine-Preventive Med	0	0	0	0	2	0	1	0	2	0	3	0	2	0
Medicine-Psychiatry	38	0.2	41	0.2	32	0.2	31	0.1	26	0.1	23	0.1	21	0.1
Preliminary (PGY-1 Only)	1,526	7.4	1,633	7.9	1,675	8.1	1,839	8.8	1,887	8.9	1,987	9.3	1,943	9
Primary	473	2.3	404	2	339	1.6	321	1.5	295	1.4	290	1.4	295	1.4
Medical Genetics	0	0	0	0	1	0	1	0	1	0	2	0	2	0
Neurological Surgery	31	0.2	37	0.2	39	0.2	39	0.2	43	0.2	19	0.1	18	0.1
Neurology	56	0.3	56	0.3	54	0.3	56	0.3	65	0.3	43	0.2	40	0.2
Nuclear Medicine	0	0	0	0	1	0	0	0	1	0	0	0	1	0
Obstetrics-Gynecology	1,119	5.4	1,125	5.5	1,138	5.5	1,151	5.5	1,142	5.4	1,144	5.3	1,154	5.3
Ophthalmology	8	0	11	0.1	8	0	11	0.1	4	0	3	0	3	0
Orthopaedic Surgery	554	2.7	566	2.7	569	2.8	575	2.8	589	2.8	610	2.8	615	2.8
Otolaryngology	41	0.2	40	0.2	37	0.2	36	0.2	42	0.2	22	0.1	264	1.2
Pathology	335	1.6	383	1.9	398	1.9	443	2.1	477	2.3	526	2.5	525	2.4
Pediatrics	2,144	10.4	2,161	10.5	2,209	10.7	2,237	10.7	2,261	10.7	2,269	10.6	2,288	10.6
Pediatrics-Dermatology	0	0	0	0	0	0	0	0	0	0	1	0	1	0
Pediatrics-Emergency Med	4	0	4	0	4	0	3	0	4	0	6	0	6	0
Pediatrics-Medical Genetics	0	0	0	0	0	0	0	0	0	0	1	0	4	0
Pediatrics-P M & R	2	0	2	0	1	0	3	0	5	0	4	0	2	0
Peds/Psych/Child Psych	16	0.1	14	0.1	17	0.1	20	0.1	19	0.1	20	0.1	20	0.1
Primary	116	0.6	109	0.5	110	0.5	86	0.4	95	0.4	87	0.4	86	0.4
Plastic Surgery	52	0.3	58	0.3	77	0.4	77	0.4	78	0.4	81	0.4	88	0.4
Preventive Medicine	10	0	10	0	10	0	9	0	7	0	4	0	3	0
Physical Medicine & Rehab	77	0.4	80	0.4	74	0.4	78	0.4	75	0.4	78	0.4	82	0.4
Psychiatry	944	4.6	933	4.5	957	4.6	986	4.7	1,020	4.8	1,026	4.8	1,037	4.8
Psychiatry-Child Psychiatry	5	0	3	0	0	0	0	0	0	0	0	0	0	0
Psychiatry-Family Medicine	15	0.1	17	0.1	18	0.1	16	0.1	14	0.1	16	0.1	10	0
Psychiatry-Neurology	1	0	1	0	0	0	0	0	0	0	0	0	0	
Radiation Oncology	11	0.1	12	0.1	14	0.1	10	0	11	0.1	9	0	17	0.1
Radiology-Diagnostic	125	0.6	137	0.7	132	0.6	136	0.7	126	0.6	134	0.6	129	0.6
Transitional (PGY-1 Only)	1,005	4.9	1,031	5	1,062	5.2	1,033	4.9	1,065	5	1,017	4.7	1,017	4.7
Urology	57	0.3	53	0.3	57	0.3	56	0.3	50	0.2	19	0.1	15	0.1
TOTAL - PGY1	20,598	100	20,642	100	20,602	100	20,908	100	21,192	100	21,454	100	21,659	100
PGY-2 Positions														
Anesthesiology	656	30.9	733	32.8	777	33.6	833	33.9	846	33.7	820	32.1	759	31.3
Dermatology	216	10.2	232	10.4	241	10.4	239	9.7	263	10.5	288	11.3	276	11.4
Emergency Medicine	147	6.9	147	6.6	138	6	137	5.6	144	5.7	144	5.6	115	4.7
Neurological Surgery	0	0	1	0	0	0	0	0	0	0	0	0	0	0
Neurology	2	0.1	1	0	0	0	0	0	0	0	0	0	0	0
Nuclear Medicine	5	0.2	5	0.2	4	0.2	3	0.1	5	0.2	5	0.2	4	0.2
Orthopaedic Surgery	5	0.2	1	0	1	0	1	0	5	0.2	0	0	0	0
Otolaryngology	0	0	1	0	2	0.1	0	0	0	0	0	0	0	0
Physical Medicine & Rehab	237	11.2	242	10.8	249	10.8	275	11.2	268	10.7	278	10.9	270	11.1
Plastic Surgery	0	0	1	0	0	0	0	0	1	0	1	0	1	0
Preventive Medicine	3	0.1	3	0.1	3	0.1	3	0.1	3	0.1	4	0.2	3	0.1
Psychiatry	52	2.4	50	2.2	27	1.2	16	0.7	5	0.2	6	0.2	5	0.2
Radiation Oncology	85	4	81	3.6	83	3.6	107	4.4	117	4.7	128	5	111	4.6
Radiology-Diagnostic	716	33.7	738	33	788	34.1	843	34.3	855	34	884	34.6	882	36.4
Urology	0	0	0	0	1	0	0	0	0	0	0	0	0	0
TOTAL - PGY2	2,124	100	2,236	100	2,314	100	2,457	100	2,512	100	2,558	100	2,426	100
GRAND TOTAL	22,722		22,878		22,916		23,365		23,704		24,012		24,085	

FIGURE 2

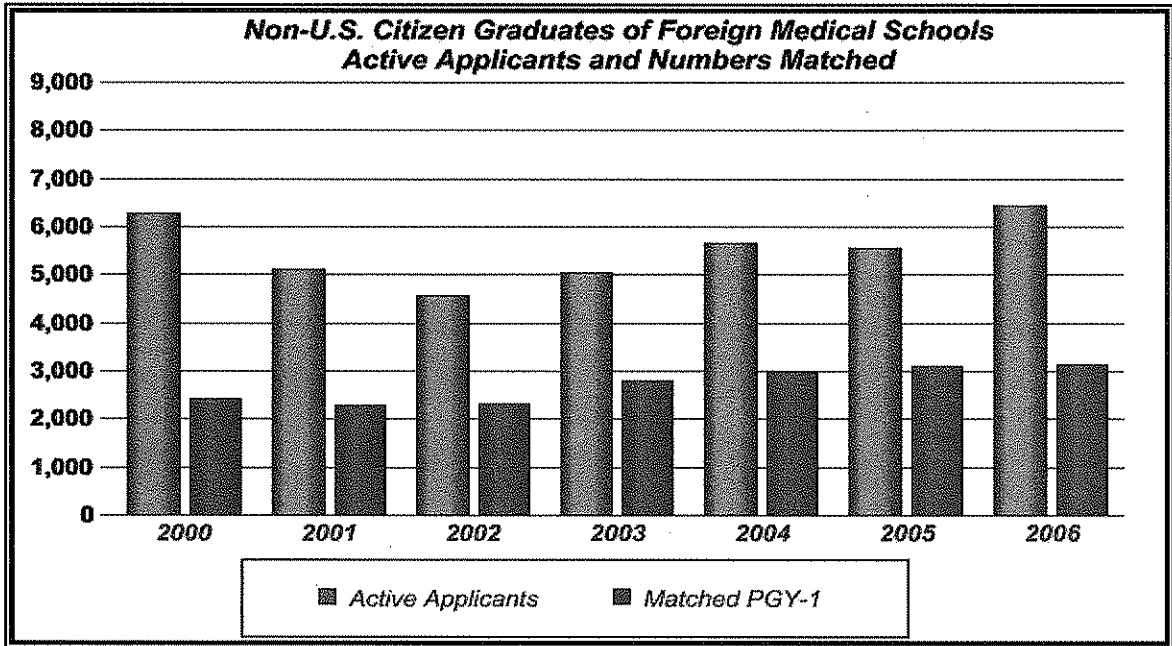
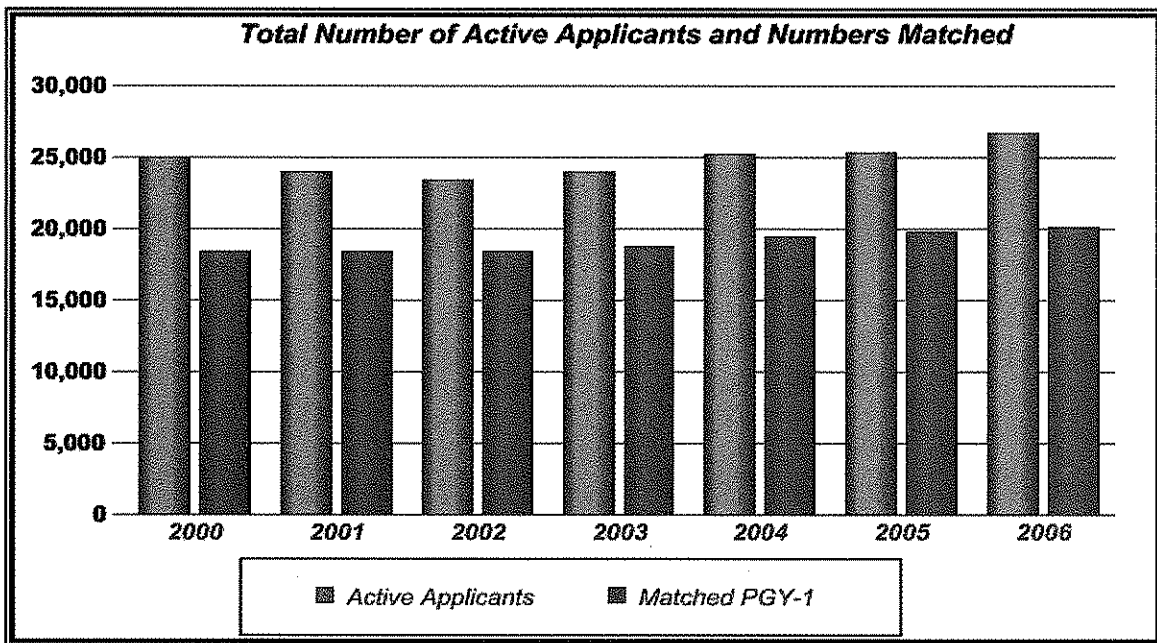


FIGURE 3



Source: National Resident Matching Program 2006 Match Data

TABLE 2
Applicants in the Matching Program
2000 – 2006

	2000		2001		2002		2003		2004		2005		2006	
	No.	%	No.	%	No.	%	No.	%	No.	%	No.	%	No.	%
U.S. Senior Students	15,681	100	15,726	100	15,161	100	15,101	100	15,237	100	15,308	100	15,502	100
Withdraw	1,192	7.6	1,116	7.1	737	4.9	670	4.4	537	3.5	479	3.1	408	2.6
No Ranking	131	0.8	155	1	88	0.6	99	0.7	91	0.6	110	0.7	86	0.6
Active Applicants	14,358	100	14,455	100	14,336	100	14,332	100	14,609	100	14,719	100	15,008	100
Matched PGY-1	13,485	93.9	13,542	93.7	13,489	94.1	13,364	93.2	13,572	92.9	13,798	93.7	14,059	93.7
Unmatched PGY-1	873	6.1	913	6.3	847	5.9	968	6.8	1,037	7.1	921	6.3	949	6.3
Canadian Students	138	100	146	100	143	100	128	100	117	100	142	100	119	100
Withdraw	45	32.6	44	30.1	33	23.1	40	31.3	16	13.7	41	28.9	40	33.6
No Ranking	21	15.2	22	15.1	11	7.7	15	11.7	14	12	16	11.3	10	8.4
Active Applicants	72	100	80	100	99	100	73	100	87	100	85	100	69	100
Matched PGY-1	49	68.1	54	67.5	77	77.8	52	71.2	64	73.6	62	72.9	42	60.9
Unmatched PGY-1	23	31.9	26	32.5	22	22.2	21	28.8	23	26.4	23	27.1	27	39.1
U.S. Physicians	1,647	100	1,708	100	1,612	100	1,535	100	1,608	100	1,751	100	1,625	100
Withdraw	319	19.4	395	23.1	230	14.3	229	14.9	169	10.5	183	10.5	153	9.4
No Ranking	368	22.3	325	19	373	23.1	293	19.1	238	14.8	289	16.5	271	16.7
Active Applicants	960	100	988	100	1,009	100	1,013	100	1,201	100	1,279	100	1,201	100
Matched PGY-1	467	48.6	471	47.7	454	45	448	44.2	508	42.3	567	44.3	543	45.2
Unmatched PGY-1	493	51.4	517	52.3	555	55	565	55.8	693	57.7	712	55.7	658	54.8
Osteopaths	1,665	100	1,793	100	1,859	100	1,937	100	2,034	100	2,043	100	2,222	100
Withdraw	225	13.5	383	21.4	386	20.8	406	21	362	17.8	426	20.9	583	26.2
No Ranking	290	17.4	169	9.4	157	8.4	123	6.4	113	5.6	93	4.6	130	5.9
Active Applicants	1,150	100	1,241	100	1,316	100	1,408	100	1,559	100	1,524	100	1,509	100
Matched PGY-1	823	71.6	876	70.6	933	70.9	995	70.7	1,098	70.4	1,045	68.6	1,024	67.9
Unmatched PGY-1	327	28.4	365	29.4	383	29.1	413	29.3	461	29.6	479	31.4	485	32.1
5th Pathway	102	100	150	100	163	100	184	100	171	100	168	100	137	100
Withdraw	36	35.3	35	23.3	28	17.2	40	21.7	52	30.4	63	37.5	70	51.1
No Ranking	6	5.9	13	8.7	21	12.9	21	11.4	15	8.8	9	5.4	16	11.7
Active Applicants	60	100	102	100	114	100	123	100	104	100	96	100	51	100
Matched PGY-1	35	58.3	69	67.6	67	58.8	63	51.2	62	59.6	58	60.4	22	43.1
Unmatched PGY-1	25	41.7	33	32.4	47	41.2	60	48.8	42	40.4	38	39.6	29	56.9
U.S. Foreign Graduates	3,456	100	3,395	100	3,567	100	3,356	100	3,177	100	3,507	100	3,942	100
Withdraw	587	17	755	22.2	856	24	791	23.6	699	22	954	27.2	980	24.9
No Ranking	700	20.3	641	18.9	682	19.1	578	17.2	463	14.6	462	13.2	527	13.4
Active Applicants	2,169	100	1,999	100	2,029	100	1,987	100	2,015	100	2,091	100	2,435	100
Matched PGY-1	1,114	51.4	1,048	52.4	1,092	53.8	1,085	54.6	1,117	55.4	1,143	54.7	1,231	50.6
Unmatched PGY-1	1,055	48.6	951	47.6	937	46.2	902	45.4	898	44.6	948	45.3	1,204	49.4
Non-U.S. Foreign Graduates	10,839	100	9,038	100	8,578	100	8,763	100	8,796	100	8,943	100	9,987	100
Withdraw	1,354	12.5	1,725	19.1	2,079	24.2	2,305	26.3	1,882	21.4	2,252	25.2	2,115	21.2
No Ranking	3,198	29.5	2,197	24.3	1,943	22.7	1,429	16.3	1,243	14.1	1,137	12.7	1,430	14.3
Active Applicants	6,287	100	5,116	100	4,556	100	5,029	100	5,671	100	5,554	100	6,442	100
Matched PGY-1	2,418	38.5	2,294	44.8	2,335	51.3	2,799	55.7	2,970	52.4	3,087	55.6	3,151	48.9
Unmatched PGY-1	3,869	61.5	2,822	55.2	2,221	48.7	2,230	44.3	2,701	47.6	2,467	44.4	3,291	51.1
Total Applicants	33,528	100	31,956	100	31,083	100	31,004	100	31,140	100	31,862	100	33,534	100
Withdraw	3,758	11.2	4,453	13.9	4,349	14	4,481	14.5	3,717	11.9	4,398	13.8	4,349	13
No Ranking	4,714	14.1	3,522	11	3,275	10.5	2,558	8.3	2,177	7	2,116	6.6	2,470	7.4
Active Applicants	25,056	100	23,981	100	23,459	100	23,965	100	25,246	100	25,348	100	26,715	100
Matched PGY-1	18,391	73.4	18,354	76.5	18,447	78.6	18,808	78.5	19,391	76.8	19,760	78	20,072	75.1
Unmatched PGY-1	6,665	26.6	5,627	23.5	5,012	21.4	5,159	21.5	5,855	23.2	5,588	22	6,643	24.9

TABLE 3

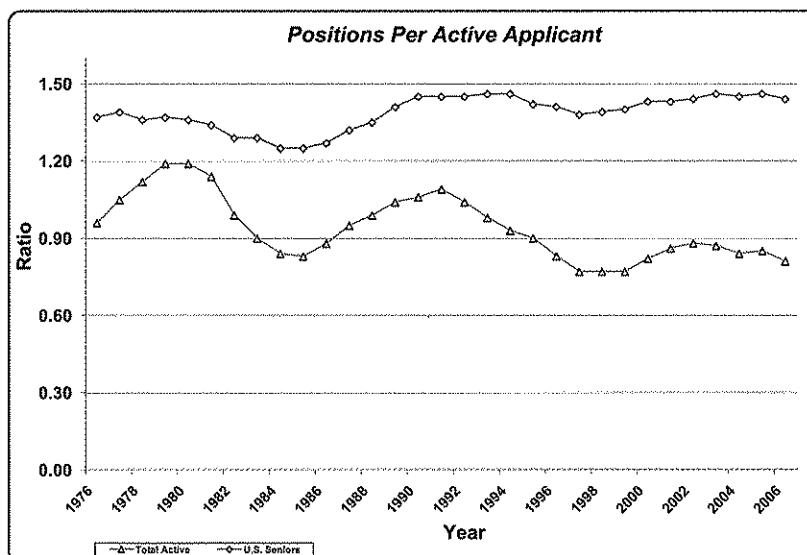
The ratios of PGY-1 positions to active applicants from 1976 through 2006 are shown in Table 3. Active applicants are defined as those who submitted rank order lists.

- In 2006, the ratio of PGY-1 positions per active U.S. senior remained almost constant with the previous five years at 1.44/1. The ratio declined from 2.0/1 in 1972 (not shown) to a low of 1.25/1 in 1984 and 1985. Since then it has fluctuated between 1.27/1 and 1.46/1.
- The ratio of PGY-1 positions to total applicants (rather than only U.S. seniors) is quite different and decreased slightly this year, reflecting the fact that the increase in the number of applicants was much greater than the increase in the total number of available positions.

TABLE 3
Ratio of PGY-1 Positions to Active Applicants
1976 – 2006

Year	Number of Positions	Active U.S. Seniors	Positions Per U.S. Senior	Active Total	Positions Per Active Application
1976	16112	11735	1.37	16728	0.96
1977	16574	11898	1.39	15854	1.05
1978	17219	12666	1.36	15354	1.12
1979	17824	13036	1.37	14985	1.19
1980	18055	13322	1.36	15129	1.19
1981	18331	13705	1.34	16104	1.14
1982	18300	14144	1.29	18410	0.99
1983	17952	13969	1.29	20044	0.9
1984	18457	14741	1.25	22052	0.84
1985	18535	14849	1.25	22386	0.83
1986	18770	14737	1.27	21357	0.88
1987	19047	14466	1.32	20054	0.95
1988	19513	14499	1.35	19808	0.99
1989	19955	14117	1.41	19207	1.04
1990	20101	13908	1.45	19004	1.06
1991	20192	13943	1.45	18450	1.09
1992	20394	14030	1.45	19519	1.04
1993	20598	14094	1.46	20916	0.98
1994	20772	14207	1.46	22352	0.93
1995	20751	14621	1.42	22936	0.9
1996	20563	14539	1.41	24718	0.83
1997	20209	14614	1.38	26323	0.77
1998	20299	14610	1.39	26360	0.77
1999	20453	14607	1.4	26462	0.77
2000	20598	14358	1.43	25056	0.82
2001	20642	14455	1.43	23981	0.86
2002	20602	14336	1.44	23459	0.88
2003	20908	14332	1.46	23965	0.87
2004	21191	14609	1.45	25246	0.84
2005	21454	14719	1.46	25348	0.85
2006	21659	15008	1.44	26715	0.81

NOTE: Applicants who withdrew or did not rank programs are excluded



Source: National Resident Matching Program 2006 Match Data

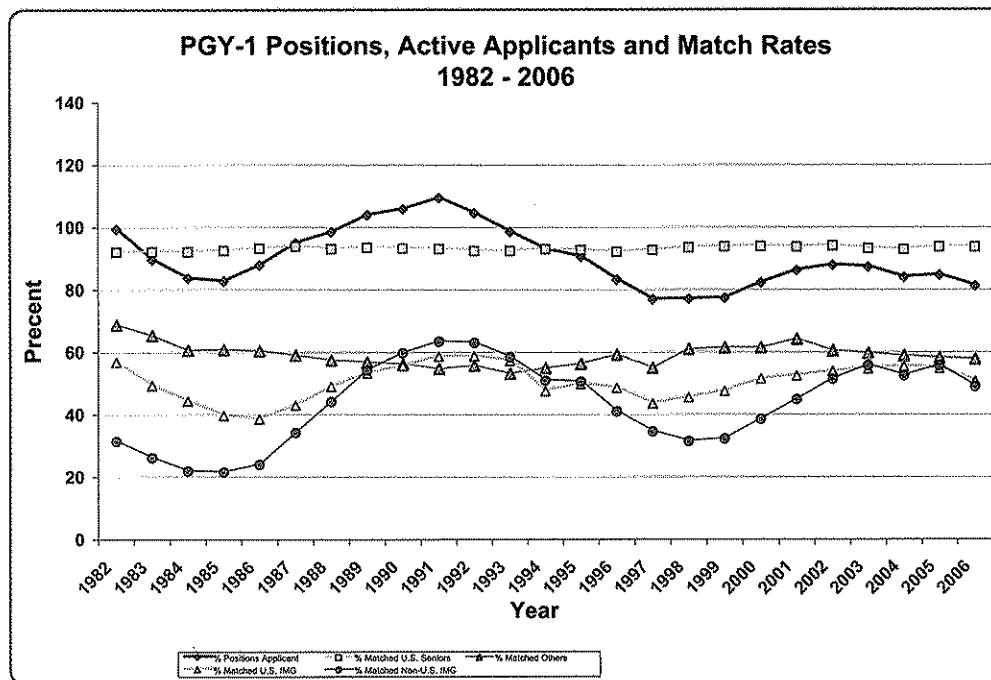
TABLE 4

Table 4 displays the match rates to PGY-1 positions for U.S. seniors, U.S. citizens trained in foreign medical schools, non-U.S. citizens trained in foreign medical schools, and other applicants (Canadian, osteopathic, Fifth Pathway, and U.S. physicians). Three of the four categories registered a decline in their match rate, which is the percentage of active participants who matched to PGY-1 positions.

- 93.7 percent of U.S. seniors were matched, the same as 2006.
- Canadian, osteopathic, Fifth Pathway, and U.S. physicians collectively matched at 57.6 percent, a decrease of 0.4 percentage points from the 2005 Match.
- The match rate for U.S. citizen graduates of foreign medical schools fell by 4.1 percentage points, the second consecutive year of decline.
- The percentage of non-U.S. citizen graduates of foreign medical schools who matched decreased by 6.7 percentage points, falling below 50 percent for the first time in five years.

TABLE 4
PGY-1 Positions, Active Applicants, and Match Rates
1982 – 2006

Year	Positions in NRMP	Total Active Applicants	% Positions Applicant	% Matched U.S. Seniors	% Matched Others	% Matched U.S. IMG	% Matched Non-U.S. IMG
1982	18,300	18,410	99.4	92.1	68.6	56.8	31.4
1983	17,952	20,044	89.6	92.2	65.2	49.3	26.2
1984	18,457	22,052	83.7	92.2	60.5	44.4	21.9
1985	18,535	22,386	82.8	92.6	60.7	39.7	21.6
1986	18,770	21,357	87.9	93.3	60.3	38.6	24
1987	19,047	20,054	95	94	58.9	43	34.2
1988	19,513	19,808	98.5	93.1	57.3	49	44.1
1989	19,955	19,207	103.9	93.6	56.7	53.3	54.2
1990	20,101	19,004	105.8	93.3	56	55.6	59.7
1991	20,192	18,450	109.4	93.1	54.5	58.6	63.4
1992	20,394	19,519	104.5	92.4	55.5	58.7	63
1993	20,598	20,916	98.5	92.4	53	57.2	58.4
1994	20,772	22,352	92.9	93	54.7	47.5	50.9
1995	20,751	22,936	90.5	92.7	56.1	49.8	50.5
1996	20,563	24,718	83.2	92.1	59	48.5	40.9
1997	20,209	26,323	76.8	92.7	54.8	43.5	34.5
1998	20,299	26,360	77	93.5	60.8	45.5	31.4
1999	20,453	26,462	77.3	93.8	61.3	47.5	32.2
2000	20,598	25,056	82.2	93.9	61.3	51.4	38.5
2001	20,642	23,981	86.1	93.7	64	52.4	44.8
2002	20,602	23,459	87.8	94.1	60.3	53.8	51.3
2003	20,908	23,965	87.2	93.2	59.5	54.6	55.7
2004	21,191	25,246	83.9	92.9	58.7	55.4	52.4
2005	21,454	25,348	84.6	93.7	58	54.7	55.6
2006	21,659	26,715	81.1	93.7	57.6	50.6	48.9



Source: National Resident Matching Program 2006 Match Data

TABLES 5 and 6

Table 5 illustrates the numbers of positions offered in the Match by specialty, as well as the numbers filled by U.S. seniors and by an aggregate of all other applicants. Table 6 displays the same information in percentages.

- For the eighth consecutive year more than 20,000 matches were made to PGY-1 and PGY-2 positions, with an increase of 206 over 2005 and 2,571 for the eight-year period.
- The fill rate for all programs also rose in 2006, and at 93.1 percent is the highest ever.
- Otolaryngology, new to the Match this year, filled 98.1% of its positions, 92% with U.S. seniors.
- Anesthesiology continues its upward trend. 97.6 % of PGY-1 and 98.6% of PGY-2 positions were filled; overall, the number of positions filled by U.S. seniors was up 7.9 percentage points.
- Obstetrics-Gynecology, continuing an upward trend that began in 2004, filled 97.9% of its positions, up 3.2 percentage points from last year and 6.7 percentage points since 2003; U.S. seniors filled 72.4% of the positions, up by 4.9 percentage points from last year.
- Although Family Medicine put 50 fewer positions in the Match this year, it filled 32 more positions and took 6 more U.S. seniors.

Other specialties of note are:

- Specialties and specialty tracks with at least 10 positions in the Match and 100 percent fill rates:
 - Dermatology: PGY-1
 - Pediatrics-Primary: PGY-1
 - Pediatrics/Psychiatry/Child Psychiatry: PGY-1
 - Plastic Surgery: PGY-1
 - Radiation Oncology: PGY-1
 - Emergency Medicine: PGY-2
- Specialties with at least 10 positions in the Match and over 90 percent filled by U.S. Seniors:
 - Dermatology: PGY-1
 - Otolaryngology: PGY-1
 - Plastic Surgery: PGY-1
 - Radiation Oncology: PGY-1
 - Radiation Oncology: PGY-2

TABLE 5
Positions Offered and Filled by U.S. Seniors and All Applicants
2002 – 2006

	2002			2003			2004			2005			2006		
	Positions		Offered	Positions		Offered	Positions		Offered	Positions		Offered	Positions		Offered
	Offered	Filled		Offered	Filled		Offered	Filled		Offered	Filled		Offered	Filled	
	#U.S.	#TOT		#U.S.	#TOT		#U.S.	#TOT		#U.S.	#TOT		#U.S.	#TOT	
PGY-1 Positions															
Anesthesiology	392	307	375	431	321	415	443	322	414	463	326	439	552	451	539
Dermatology	34	31	34	33	25	31	31	30	30	28	27	28	30	28	30
Emergency Medicine	1,073	866	1,052	1,114	859	1,073	1,151	892	1,129	1,188	950	1,164	1,251	944	1,218
Family Medicine	2,962	1,399	2,342	2,920	1,226	2,227	2,864	1,185	2,256	2,761	1,117	2,275	2,711	1,123	2,307
General Surgery	1,039	782	981	1,049	867	1,038	1,044	885	1,042	1,051	845	1,044	1,047	872	1,046
Preliminary (PGY-1 Only)	980	378	569	1,006	424	648	1,074	457	699	1,331	603	865	1,234	480	748
Surgery-Plastic Surgery	0	0	0	0	0	0	0	0	0	0	0	0	0	0	0
Internal Medicine	4,662	2,738	4,395	4,692	2,590	4,462	4,751	2,602	4,627	4,768	2,659	4,634	4,735	2,668	4,636
Medicine-Dermatology	0	0	0	0	0	0	0	0	0	1	1	1	3	2	2
Medicine-Emergency Med	21	15	17	19	16	18	22	15	18	23	19	23	23	17	22
Medicine-Family Medicine	3	3	3	4	3	4	6	4	5	5	3	5	6	1	3
Medicine-Medical Genetics	0	0	0	0	0	0	0	0	0	0	0	0	1	1	1
Medicine-Neurology	2	1	2	1	1	1	1	0	1	1	0	1	2	1	2
Medicine-P M & R	0	0	0	0	0	0	1	0	1	0	0	0	0	0	0
Medicine-Pediatrics	399	292	340	385	258	317	400	296	352	390	275	340	376	294	344
Medicine-Preventive Med	2	2	2	1	0	1	2	1	2	3	0	3	2	1	2
Medicine-Psychiatry	32	14	22	31	19	24	26	14	18	23	12	17	21	8	15
Preliminary (PGY-1 Only)	1,675	1,398	1,563	1,839	1,468	1,663	1,887	1,471	1,685	1,987	1,526	1,803	1,943	1,469	1,749
Primary	339	204	321	321	192	298	295	188	284	290	170	280	295	165	284
Medical Genetics	1	1	1	1	0	1	1	1	1	2	1	1	2	1	1
Neurological Surgery	39	29	32	39	37	38	43	37	38	19	16	17	18	15	16
Neurology	54	21	45	56	25	45	65	34	56	43	20	36	40	21	34
Nuclear Medicine	1	1	1	0	0	0	1	0	1	0	0	0	1	0	0
Obstetrics-Gynecology	1,138	850	1,067	1,151	786	1,050	1,142	743	1,066	1,144	772	1,083	1,154	835	1,130
Ophthalmology	8	3	4	11	3	4	4	3	3	3	3	3	3	0	0
Orthopaedic Surgery	569	529	565	575	533	568	589	548	588	610	560	605	615	551	569
Otolaryngology	37	33	33	36	33	34	42	36	37	22	19	20	264	243	259
Pathology	398	198	333	443	265	399	477	292	438	526	326	481	525	315	480
Pediatrics	2,209	1,562	1,992	2,237	1,596	2,099	2,261	1,611	2,163	2,269	1,679	2,211	2,288	1,668	2,209
Pediatrics-Dermatology	0	0	0	0	0	0	0	0	0	1	1	1	1	0	0
Pediatrics-Emergency Med	4	4	4	3	2	3	4	3	4	6	3	4	6	6	6
Pediatrics-Medical Genetics	0	0	0	0	0	0	0	0	0	1	1	1	4	0	0
Pediatrics-P M & R	1	1	1	3	2	3	5	4	5	4	3	4	2	1	2
Peds/Psych/Child Psych	17	16	17	20	16	18	19	18	18	20	16	19	20	18	20
Primary	110	58	104	86	47	84	95	48	94	87	45	87	86	57	86
Plastic Surgery	77	72	77	77	71	76	78	73	77	81	73	80	88	84	88
Preventive Medicine	10	2	3	9	0	3	7	1	3	4	1	1	3	0	3
Physical Medicine & Rehab	74	48	64	78	35	71	75	51	69	78	38	71	82	47	76
Psychiatry	957	564	907	986	597	916	1,020	641	979	1,026	653	983	1,037	643	983
Psychiatry-Child Psychiatry	0	0	0	0	0	0	0	0	0	0	0	0	0	0	0
Psychiatry-Family Medicine	18	11	12	16	5	8	14	9	12	16	12	12	10	8	8
Psychiatry-Neurology	0	0	0	0	0	0	0	0	0	0	0	0	0	0	0
Radiation Oncology	14	11	14	10	10	10	11	11	11	9	9	9	17	17	17
Radiology-Diagnostic	132	108	125	136	116	133	126	121	126	134	107	124	129	105	123
Transitional (PGY-1 Only)	1,062	891	977	1,033	866	970	1,065	882	990	1,017	891	967	1,017	888	972
Urology	57	46	51	56	50	53	50	43	50	19	16	18	15	11	12
TOTAL - PGY1	20,602	13,489	18,447	20,908	13,364	18,806	21,192	13,572	19,392	21,454	13,798	19,760	21,659	14,059	20,072
PGY-2 Positions															
Anesthesiology	777	597	737	833	606	796	846	575	786	820	590	791	759	589	748
Dermatology	241	190	241	239	194	239	263	208	262	288	216	283	276	216	270
Emergency Medicine	138	113	134	137	97	130	144	119	142	144	120	144	115	93	115
Neurological Surgery	0	0	0	0	0	0	0	0	0	0	0	0	0	0	0
Neurology	0	0	0	0	0	0	0	0	0	0	0	0	0	0	0
Nuclear Medicine	4	2	4	3	2	3	5	2	2	5	2	3	4	0	1
Orthopaedic Surgery	1	0	0	1	1	1	5	1	1	0	0	0	0	0	0
Otolaryngology	2	2	2	0	0	0	0	0	0	0	0	0	0	0	0
Physical Medicine & Rehab	249	132	225	275	156	252	268	133	257	278	149	264	270	122	256
Plastic Surgery	0	0	0	0	0	0	1	1	1	1	0	1	1	1	1
Preventive Medicine	3	0	0	3	0	0	3	0	0	4	0	0	3	0	0
Psychiatry	27	22	23	16	12	15	5	4	4	6	4	4	5	3	3
Radiation Oncology	83	76	81	107	97	107	117	101	115	128	109	126	111	100	109
Radiology-Diagnostic	788	654	776	843	692	841	855	691	850	884	681	845	882	708	852
Urology	1	0	0	0	0	0	0	0	0	0	0	0	0	0	0
TOTAL - PGY2	2,314	1,788	2,223	2,457	1,857	2,384	2,512	1,835	2,420	2,558	1,871	2,461	2,426	1,832	2,355
GRAND TOTAL	22,916	15,277	20,670	23,365	15,221	21,190	23,704	15,407	21,812	24,012	15,669	22,221	24,085	15,891	22,427

TABLE 6
Positions Offered and Percent Filled by
U.S. Seniors and All Applicants
2002 – 2006

	2002			2003			2004			2005			2006		
	Offered	Positions Filled %U.S. %TOT		Offered	Positions Filled %U.S. %TOT		Offered	Positions Filled %U.S. %TOT		Offered	Positions Filled %U.S. %TOT		Offered	Positions Filled %U.S. %TOT	
PGY-1 Positions															
Anesthesiology	392	78.3	95.7	431	74.5	96.3	443	72.7	93.5	463	70.4	94.8	552	81.7	97.6
Dermatology	34	91.2	100	33	75.8	93.9	31	96.8	96.8	28	96.4	100	30	93.3	100
Emergency Medicine	1,073	80.7	98	1,114	77.1	96.3	1,151	77.5	98.1	1,188	80	98	1,251	75.5	97.4
Family Medicine	2,962	47.2	79.1	2,920	42	76.3	2,864	41.4	78.8	2,761	40.5	82.4	2,711	41.4	85.1
General Surgery	1,039	75.3	94.4	1,049	82.7	99	1,044	84.8	99.8	1,051	80.4	99.3	1,047	83.3	99.9
Preliminary (PGY-1 Only)	980	38.6	58.1	1,006	42.1	64.4	1,074	42.6	65.1	1,331	45.3	65	1,234	38.9	60.6
Surgery-Plastic Surgery	0	0	0	0	0	0	0	0	0	0	0	0	0	0	0
Internal Medicine	4,662	58.7	94.3	4,692	55.2	95.1	4,751	54.8	97.4	4,768	55.8	97.2	4,735	56.3	97.9
Medicine-Dermatology	0	0	0	0	0	0	0	0	0	1	100	100	3	66.7	66.7
Medicine-Emergency Med	21	71.4	81	19	84.2	94.7	22	68.2	81.8	23	82.6	100	23	73.9	95.7
Medicine-Family Medicine	3	100	100	4	75	100	6	66.7	83.3	5	60	100	6	16.7	50
Medicine-Medical Genetics	0	0	0	0	0	0	0	0	0	0	0	0	1	100	100
Medicine-Neurology	2	50	100	1	100	100	1	0	100	1	0	100	2	50	100
Medicine-P M & R	0	0	0	0	0	0	1	0	100	0	0	0	0	0	0
Medicine-Pediatrics	399	73.2	85.2	385	67	82.3	400	74	88	390	70.5	87.2	376	78.2	91.5
Medicine-Preventive Med	2	100	100	1	0	100	2	50	100	3	0	100	2	50	100
Medicine-Psychiatry	32	43.8	68.8	31	61.3	77.4	26	53.8	69.2	23	52.2	73.9	21	38.1	71.4
Preliminary (PGY-1 Only)	1,675	83.5	93.3	1,839	79.8	90.4	1,887	78	89.3	1,987	76.8	90.7	1,943	75.6	90
Primary	339	60.2	94.7	321	59.8	92.8	295	63.7	96.3	290	58.6	96.6	295	55.9	96.3
Medical Genetics	1	100	100	1	0	100	1	100	100	2	50	50	2	50	50
Neurological Surgery	39	74.4	82.1	39	94.9	97.4	43	86	88.4	19	84.2	89.5	18	83.3	88.9
Neurology	54	38.9	83.3	56	44.6	80.4	65	52.3	86.2	43	46.5	83.7	40	52.5	85
Nuclear Medicine	1	100	100	0	0	0	1	0	100	0	0	0	1	0	0
Obstetrics-Gynecology	1,138	74.7	93.8	1,151	68.3	91.2	1,142	65.1	93.3	1,144	67.5	94.7	1,154	72.4	97.9
Ophthalmology	8	37.5	50	11	27.3	36.4	4	75	75	3	100	100	3	0	0
Orthopaedic Surgery	569	93	99.3	575	92.7	98.8	589	93	99.8	610	91.8	99.2	615	89.6	97.4
Otolaryngology	37	89.2	89.2	36	91.7	94.4	42	85.7	88.1	22	86.4	90.9	264	92	98.1
Pathology	398	49.7	83.7	443	59.8	90.1	477	61.2	91.8	526	62	91.4	525	60	91.4
Pediatrics	2,209	70.7	90.2	2,237	71.3	93.8	2,261	71.3	95.7	2,269	74	97.4	2,288	72.9	96.5
Pediatrics-Dermatology	0	0	0	0	0	0	0	0	0	1	100	100	1	0	0
Pediatrics-Emergency Med	4	100	100	3	66.7	100	4	75	100	6	50	66.7	6	100	100
Pediatrics-Medical Genetics	0	0	0	0	0	0	0	0	0	1	100	100	4	0	0
Pediatrics-P M & R	1	100	100	3	66.7	100	5	80	100	4	75	100	2	50	100
Peds/Psych/Child Psych	17	94.1	100	20	80	90	19	94.7	94.7	20	80	95	20	90	100
Primary	110	52.7	94.5	86	54.7	97.7	95	50.5	98.9	87	51.7	100	86	66.3	100
Plastic Surgery	77	93.5	100	77	92.2	98.7	78	93.6	98.7	81	90.1	98.8	88	95.5	100
Preventive Medicine	10	20	30	9	0	33.3	7	14.3	42.9	4	25	25	3	0	100
Physical Medicine & Rehab	74	64.9	86.5	78	44.9	91	75	68	92	78	48.7	91	82	57.3	92.7
Psychiatry	957	58.9	94.8	986	60.5	92.9	1,020	62.8	96	1,026	63.6	95.8	1,037	62	94.8
Psychiatry-Child Psychiatry	0	0	0	0	0	0	0	0	0	0	0	0	0	0	0
Psychiatry-Family Medicine	18	61.1	66.7	16	31.3	50	14	64.3	85.7	16	75	75	10	80	80
Psychiatry-Neurology	0	0	0	0	0	0	0	0	0	0	0	0	0	0	0
Radiation Oncology	14	78.6	100	10	100	100	11	100	100	9	100	100	17	100	100
Radiology-Diagnostic	132	81.8	94.7	136	85.3	97.8	126	96	100	134	79.9	92.5	129	81.4	95.3
Transitional (PGY-1 Only)	1,062	83.9	92	1,033	83.8	93.9	1,065	82.8	93	1,017	87.6	95.1	1,017	87.3	95.6
Urology	57	80.7	89.5	56	89.3	94.6	50	86	100	19	84.2	94.7	15	73.3	80
TOTAL - PGY1	20,602	65.5	89.5	20,908	63.9	89.9	21,192	64	91.5	21,454	64.3	92.1	21,659	64.9	92.7
PGY-2 Positions															
Anesthesiology	777	76.8	94.9	833	72.7	95.6	846	68	92.9	820	72	96.5	759	77.6	98.6
Dermatology	241	78.8	100	239	81.2	100	263	79.1	99.6	288	75	98.3	276	78.3	97.8
Emergency Medicine	138	81.9	97.1	137	70.8	94.9	144	82.6	98.6	144	83.3	100	115	80.9	100
Neurological Surgery	0	0	0	0	0	0	0	0	0	0	0	0	0	0	0
Neurology	0	0	0	0	0	0	0	0	0	0	0	0	0	0	0
Nuclear Medicine	4	50	100	3	66.7	100	5	40	40	5	40	60	4	0	25
Orthopaedic Surgery	1	0	0	1	100	100	5	20	20	0	0	0	0	0	0
Otolaryngology	2	100	100	0	0	0	0	0	0	0	0	0	0	0	0
Physical Medicine & Rehab	249	53	90.4	275	56.7	91.6	268	49.6	95.9	278	53.6	95	270	45.2	94.8
Plastic Surgery	0	0	0	0	0	0	1	100	100	1	0	100	1	100	100
Preventive Medicine	3	0	0	3	0	0	3	0	0	4	0	0	3	0	0
Psychiatry	27	81.5	85.2	16	75	93.8	5	80	80	6	66.7	66.7	6	60	60
Radiation Oncology	83	91.6	97.6	107	90.7	100	117	86.3	98.3	128	85.2	98.4	111	90.1	98.2
Radiology-Diagnostic	788	83	98.5	843	82.1	99.8	855	80.8	99.4	884	77	95.6	882	80.3	96.6
Urology	1	0	0	0	0	0	0	0	0	0	0	0	0	0	0
TOTAL - PGY2	2,314	77.3	96.1	2,457	75.6	97	2,512	73	96.3	2,558	73.1	96.2	2,426	75.5	97.1
GRAND TOTAL	22,916	66.7	90.2	23,365	65.1	90.7	23,704	65	92	24,012	65.3	92.5	24,085	66	93.1

TABLES 7, 8, and 9

Tables 7, 8, and 9 display the number of PGY-1 matches by specialty for three different groups: all applicants, U.S. seniors, and foreign-trained physicians. Foreign-trained physicians are U.S. citizen and non-U.S. citizen graduates of foreign medical schools, excluding Canadian, osteopathic, and Fifth Pathway applicants.

Generalist Specialties

For the third time since the 1997 Match, the generalist specialties matched more U.S. seniors than the prior year. In 2006, 42.5 percent (5,975) of U.S. seniors who were active applicants matched to first-year residency positions in one of the generalist specialties. That number was 30 more applicants, but still a 0.6 percentage point decline from 2005. The generalist specialties are defined as:

- Family Medicine
- Internal Medicine, Internal Medicine-Pediatrics, Internal Medicine-Primary
- Pediatrics, Pediatrics-Primary

All of those specialties except Pediatrics and Internal Medicine-Primary matched more U.S. seniors in 2006 than in 2005.

- Ending eight consecutive years of decline, 1,123 (8.0%) of matched U.S. seniors will enter Family Medicine residency programs, an increase of 6 from 2006 but 1,217 fewer than in 1997.
- 3,127 (22.2%) of matched U.S. seniors will enter Internal Medicine, Internal Medicine-Pediatrics, or Internal Medicine-Primary residency programs, an increase of 23 from last year.
- 1,725 (12.3%) of matched U.S. seniors will enter Pediatrics or Pediatrics-Primary residency programs, an increase of 1 from last year.

Table 9 shows by specialty the number of U.S. citizen and non-U.S. citizen foreign-trained physicians who matched to PGY-1 positions. By far the largest percentage (37.6%) received positions in Internal Medicine. The next largest group was in Family Medicine, where foreign-trained physicians filled 20.3 percent of positions offered, a 0.5 percentage point increase from last year. Pediatrics was the third largest group with 8.4 percent.

TABLE 7
All Applicants Matched to PGY-1 Positions by
Specialty
1998 – 2006

	1998	1999	2000	2001	2002	2003	2004	2005	2006									
	No.	No.	No.	No.	No.	No.	No.	No.	No.									
	%	%	%	%	%	%	%	%	%									
PGY-1 Positions																		
Anesthesiology	246	1.4	255	1.4	292	1.6	332	1.8	375	2	415	2.2	414	2.1	439	2.2	539	2.7
Dermatology	27	0.1	30	0.2	35	0.2	30	0.2	34	0.2	31	0.2	30	0.2	28	0.1	30	0.1
Emergency Medicine	879	4.8	882	4.8	966	5.3	995	5.4	1,052	5.7	1,073	5.7	1,129	5.8	1,164	5.9	1,218	6.1
Family Medicine	2,814	15.5	2,683	14.6	2,594	14.1	2,346	12.8	2,342	12.7	2,227	11.8	2,256	11.6	2,275	11.5	2,307	11.5
General Surgery	1,000	5.5	971	5.3	1,008	5.5	973	5.3	981	5.3	1,038	5.5	1,042	5.4	1,044	5.3	1,046	5.2
Preliminary (PGY-1 Only)	541	3.0	536	2.9	528	2.9	552	3	569	3.1	648	3.4	699	3.6	865	4.4	748	3.7
Surgery-Plastic Surgery	0	0.0	25	0.1	24	0.1	16	0.1	0	0	0	0	0	0	0	0	0	0
Internal Medicine	4,433	24.4	4,506	24.5	4,494	24.4	4,403	24	4,395	23.8	4,462	23.7	4,627	23.9	4,634	23.5	4,636	23.1
Medicine-Dermatology	0	0.0	0	0.0	0	0	0	0	0	0	0	0	0	0	1	0	2	0
Medicine-Emergency Med	0	0.0	17	0.1	17	0.1	13	0.1	17	0.1	18	0.1	18	0.1	23	0.1	22	0.1
Medicine-Family Medicine	0	0.0	5	0.0	6	0	4	0	3	0	4	0	5	0	5	0	3	0
Medicine-Medical Genetics	0	0.0	0	0.0	0	0	0	0	0	0	0	0	0	0	0	0	1	0
Medicine-Neurology	0	0.0	0	0.0	1	0	0	0	2	0	1	0	1	0	1	0	2	0
Medicine-P M & R	0	0.0	3	0.0	3	0	1	0	0	0	0	0	1	0	0	0	0	0
Medicine-Pediatrics	420	2.3	382	2.1	392	2.1	385	2.1	340	1.8	317	1.7	352	1.8	340	1.7	344	1.7
Medicine-Preventive Med	0	0.0	0	0.0	0	0	0	0	2	0	1	0	2	0	3	0	2	0
Medicine-Psychiatry	26	0.1	29	0.2	28	0.2	23	0.1	22	0.1	24	0.1	18	0.1	17	0.1	15	0.1
Preliminary (PGY-1 Only)	1,178	6.5	1,275	6.9	1,341	7.3	1,488	8.1	1,563	8.5	1,663	8.8	1,685	8.7	1,803	9.1	1,749	8.7
Primary	528	2.9	505	2.7	445	2.4	369	2	321	1.7	298	1.6	284	1.5	280	1.4	284	1.4
Medical Genetics	0	0.0	0	0.0	0	0	0	0	1	0	1	0	1	0	1	0	1	0
Neurological Surgery	32	0.2	37	0.2	25	0.1	34	0.2	32	0.2	38	0.2	38	0.2	17	0.1	16	0.1
Neurology	30	0.2	37	0.2	44	0.2	44	0.2	45	0.2	45	0.2	56	0.3	36	0.2	34	0.2
Nuclear Medicine	1	0.0	0	0.0	0	0	0	0	1	0	0	0	1	0	0	0	0	0
Obstetrics-Gynecology	1,075	5.9	1,049	5.7	1,031	5.6	1,040	5.7	1,067	5.8	1,050	5.6	1,066	5.5	1,083	5.5	1,130	5.6
Ophthalmology	5	0.0	7	0.0	4	0	7	0	4	0	4	0	3	0	3	0	0	0
Orthopaedic Surgery	511	2.8	524	2.8	561	3	557	3	565	3.1	568	3	588	3	605	3.1	599	3
Otolaryngology	40	0.2	39	0.2	35	0.2	35	0.2	33	0.2	34	0.2	37	0.2	20	0.1	259	1.3
Pathology	248	1.4	281	1.5	246	1.3	312	1.7	333	1.8	399	2.1	438	2.3	481	2.4	480	2.4
Pediatrics	2,047	11.2	2,077	11.3	2,042	11.1	2,091	11.4	1,992	10.8	2,099	11.2	2,163	11.2	2,211	11.2	2,209	11
Pediatrics-Dermatology	0	0.0	0	0.0	0	0	0	0	0	0	0	0	0	0	1	0	0	0
Pediatrics-Emergency Med	0	0.0	4	0.0	4	0	4	0	4	0	3	0	4	0	4	0	6	0
Pediatrics-Medical Genetics	0	0.0	0	0.0	0	0	0	0	0	0	0	0	0	0	1	0	0	0
Pediatrics-P M & R	0	0.0	3	0.0	2	0	2	0	1	0	3	0	5	0	4	0	2	0
Peds/Psych/Child Psych	17	0.1	17	0.1	14	0.1	12	0.1	17	0.1	18	0.1	18	0.1	19	0.1	20	0.1
Primary	105	0.6	122	0.7	110	0.6	105	0.6	104	0.6	84	0.4	94	0.5	87	0.4	86	0.4
Plastic Surgery	47	0.3	47	0.3	50	0.3	58	0.3	77	0.4	76	0.4	77	0.4	80	0.4	88	0.4
Preventive Medicine	5	0.0	7	0.0	5	0	4	0	3	0	3	0	3	0	1	0	3	0
Physical Medicine & Rehab	62	0.3	69	0.4	62	0.3	65	0.4	64	0.3	71	0.4	69	0.4	71	0.4	76	0.4
Psychiatry	824	4.5	857	4.7	853	4.6	872	4.8	907	4.9	916	4.9	979	5	983	5	983	4.9
Psychiatry-Child Psychiatry	0	0.0	3	0.0	3	0	3	0	0	0	0	0	0	0	0	0	0	0
Psychiatry-Family Medicine	0	0.0	9	0.0	13	0.1	13	0.1	12	0.1	8	0	12	0.1	12	0.1	8	0
Psychiatry-Neurology	0	0.0	2	0.0	1	0	1	0	0	0	0	0	0	0	0	0	0	0
Radiation Oncology	4	0.0	6	0.0	11	0.1	12	0.1	14	0.1	10	0.1	11	0.1	9	0	17	0.1
Radiology-Diagnostic	120	0.7	121	0.7	125	0.7	136	0.7	125	0.7	133	0.7	126	0.6	124	0.6	123	0.6
Transitional (PGY-1 Only)	881	4.8	922	5.0	944	5.1	966	5.3	977	5.3	970	5.2	990	5.1	967	4.9	972	4.8
Urology	51	0.3	54	0.3	52	0.3	51	0.3	51	0.3	53	0.3	50	0.3	18	0.1	12	0.1
TOTAL - PGY1	18,197	100.0	18,398	100.0	18,391	100	18,354	100	18,447	100	18,806	100	19,392	100	19,760	100	20,072	100

Source: National Resident Matching Program 2006 Match Data

TABLE 8
U.S. Seniors Matched to PGY-1 Positions by
Specialty
1998 – 2006

	1998	1999	2000	2001	2002	2003	2004	2005	2006									
	No.	No.	No.	No.	No.	No.	No.	No.	No.									
	%	%	%	%	%	%	%	%	%									
PGY-1 Positions																		
Anesthesiology	118	0.9	137	1.0	173	1.3	237	1.8	307	2.3	321	2.4	322	2.4	326	2.4	451	3.2
Dermatology	26	0.2	25	0.2	34	0.3	26	0.2	31	0.2	25	0.2	30	0.2	27	0.2	28	0.2
Emergency Medicine	707	5.2	714	5.2	794	5.9	825	6.1	866	6.4	859	6.4	892	6.6	950	6.9	944	6.7
Family Medicine	2,179	16.0	2,015	14.7	1,817	13.5	1,503	11.1	1,399	10.4	1,226	9.2	1,185	8.7	1,117	8.1	1,123	8.0
General Surgery	853	6.2	840	6.1	874	6.5	820	6.1	782	5.8	867	6.5	885	6.5	846	6.1	872	6.2
Preliminary (PGY-1 Only)	391	2.9	377	2.8	358	2.7	377	2.8	378	2.8	424	3.2	457	3.4	603	4.4	480	3.4
Surgery-Plastic Surgery	0	0.0	22	0.2	23	0.2	16	0.1	0	0.0	0	0.0	0	0.0	0	0.0	0	0.0
Internal Medicine	2,930	21.5	2,863	20.9	2,800	20.8	2,798	20.7	2,738	20.3	2,590	19.4	2,602	19.2	2,659	19.3	2,668	19.0
Medicine-Dermatology	0	0.0	0	0.0	0	0.0	0	0.0	0	0.0	0	0.0	0	0.0	1	0.0	2	0.0
Medicine-Emergency Med	0	0.0	15	0.1	16	0.1	11	0.1	15	0.1	16	0.1	15	0.1	19	0.1	17	0.1
Medicine-Family Medicine	0	0.0	3	0.0	5	0.0	2	0.0	3	0.0	3	0.0	4	0.0	3	0.0	1	0.0
Medicine-Medical Genetics	0	0.0	0	0.0	0	0.0	0	0.0	0	0.0	0	0.0	0	0.0	0	0.0	1	0.0
Medicine-Neurology	0	0.0	0	0.0	1	0.0	0	0.0	1	0.0	1	0.0	0	0.0	0	0.0	1	0.0
Medicine-P M & R	0	0.0	1	0.0	3	0.0	1	0.0	0	0.0	0	0.0	0	0.0	0	0.0	0	0.0
Medicine-Pediatrics	374	2.7	347	2.5	338	2.5	337	2.5	292	2.2	258	1.9	296	2.2	275	2.0	294	2.1
Medicine-Preventive Med	0	0.0	0	0.0	0	0.0	0	0.0	2	0.0	0	0.0	1	0.0	0	0.0	1	0.0
Medicine-Psychiatry	22	0.2	21	0.2	20	0.1	19	0.1	14	0.1	19	0.1	14	0.1	12	0.1	8	0.1
Preliminary (PGY-1 Only)	943	6.9	1,057	7.7	1,136	8.4	1,271	9.4	1,398	10.4	1,468	11.0	1,471	10.8	1,526	11.1	1,469	10.4
Primary	376	2.8	347	2.5	281	2.1	234	1.7	204	1.5	192	1.4	188	1.4	170	1.2	165	1.2
Medical Genetics	0	0.0	0	0.0	0	0.0	0	0.0	1	0.0	0	0.0	1	0.0	1	0.0	1	0.0
Neurological Surgery	31	0.2	33	0.2	24	0.2	30	0.2	29	0.2	37	0.3	37	0.3	16	0.1	15	0.1
Neurology	18	0.1	16	0.1	22	0.2	20	0.1	21	0.2	25	0.2	34	0.3	20	0.1	21	0.1
Nuclear Medicine	0	0.0	0	0.0	0	0.0	0	0.0	1	0.0	0	0.0	0	0.0	0	0.0	0	0.0
Obstetrics-Gynecology	928	6.8	905	6.6	840	6.2	834	6.2	850	6.3	786	5.9	743	5.5	772	5.6	835	5.9
Ophthalmology	5	0.0	7	0.1	4	0.0	7	0.1	3	0.0	3	0.0	3	0.0	3	0.0	0	0.0
Orthopaedic Surgery	478	3.5	478	3.5	489	3.6	520	3.8	529	3.9	533	4.0	548	4.0	560	4.1	551	3.9
Otolaryngology	37	0.3	39	0.3	33	0.2	33	0.2	33	0.2	33	0.2	36	0.3	19	0.1	243	1.7
Pathology	128	0.9	146	1.1	127	0.9	170	1.3	198	1.5	265	2.0	292	2.2	326	2.4	315	2.2
Pediatrics	1,702	12.5	1,742	12.7	1,638	12.1	1,705	12.6	1,562	11.6	1,596	11.9	1,611	11.9	1,679	12.2	1,668	11.9
Pediatrics-Dermatology	0	0.0	0	0.0	0	0.0	0	0.0	0	0.0	0	0.0	0	0.0	1	0.0	0	0.0
Pediatrics-Emergency Med	0	0.0	3	0.0	4	0.0	3	0.0	4	0.0	2	0.0	3	0.0	3	0.0	6	0.0
Pediatrics-Medical Genetics	0	0.0	0	0.0	0	0.0	0	0.0	0	0.0	0	0.0	0	0.0	1	0.0	0	0.0
Pediatrics-P M & R	0	0.0	3	0.0	1	0.0	2	0.0	1	0.0	2	0.0	4	0.0	3	0.0	1	0.0
Peds/Psych/Child Psych	13	0.1	14	0.1	11	0.1	11	0.1	16	0.1	16	0.1	18	0.1	16	0.1	18	0.1
Primary	51	0.4	63	0.5	57	0.4	50	0.4	58	0.4	47	0.4	48	0.4	45	0.3	57	0.4
Plastic Surgery	43	0.3	45	0.3	45	0.3	56	0.4	72	0.5	71	0.5	73	0.5	73	0.5	84	0.6
Preventive Medicine	4	0.0	3	0.0	3	0.0	3	0.0	2	0.0	0	0.0	1	0.0	1	0.0	0	0.0
Physical Medicine & Rehab	28	0.2	34	0.2	27	0.2	31	0.2	48	0.4	35	0.3	51	0.4	38	0.3	47	0.3
Psychiatry	428	3.1	482	3.5	481	3.6	524	3.9	564	4.2	597	4.5	641	4.7	653	4.7	643	4.6
Psychiatry-Child Psychiatry	0	0.0	2	0.0	3	0.0	3	0.0	0	0.0	0	0.0	0	0.0	0	0.0	0	0.0
Psychiatry-Family Medicine	0	0.0	6	0.0	11	0.1	11	0.1	11	0.1	5	0.0	9	0.1	12	0.1	8	0.1
Psychiatry-Neurology	0	0.0	2	0.0	0	0.0	1	0.0	0	0.0	0	0.0	0	0.0	0	0.0	0	0.0
Radiation Oncology	2	0.0	5	0.0	9	0.1	12	0.1	11	0.1	10	0.1	11	0.1	9	0.1	17	0.1
Radiology-Diagnostic	91	0.7	101	0.7	114	0.8	124	0.9	108	0.8	116	0.9	121	0.9	107	0.8	105	0.7
Transitional (PGY-1 Only)	699	5.1	742	5.4	819	6.1	866	6.4	891	6.6	866	6.5	882	6.5	891	6.5	888	6.3
Urology	51	0.4	52	0.4	50	0.4	49	0.4	46	0.3	50	0.4	43	0.3	16	0.1	11	0.1
TOTAL - PGY1	13,656	100.0	13,707	100.0	13,485	100.0	13,542	100.0	13,489	100.0	13,364	100.0	13,572	100.0	13,798	100.0	14,059	100.0

Source: National Resident Matching Program 2006 Match Data

TABLE 9
Foreign-Trained Physicians Matched to PGY-1
Positions by Specialty
1998 – 2006

	1998	1999	2000	2001	2002	2003	2004	2005	2006										
	No.	%	No.	%	No.	%	No.	%	No.	%									
PGY-1 Positions	123	3.8	110	3.2	105	3	66	2	49	1.4	54	1.4	50	1.2	68	1.6	52	1.2	
Anesthesiology	0	0	1	0	1	0	1	0	1	0	4	0.1	0	0	0	0	0	2	0
Dermatology	25	0.8	30	0.9	41	1.2	29	0.9	44	1.3	53	1.4	58	1.4	45	1.1	74	1.7	
Emergency Medicine	341	10.4	405	11.8	454	12.9	505	15.1	596	17.4	701	18	734	18	838	19.8	888	20.3	
Family Medicine	55	1.7	55	1.6	73	2.1	92	2.8	124	3.6	107	2.8	81	2	112	2.6	99	2.3	
General Surgery	116	3.5	135	3.9	146	4.1	153	4.6	164	4.8	188	4.8	201	4.9	202	4.8	238	5.4	
Preliminary (PGY-1 Only)	0	0	2	0.1	0	0	0	0	0	0	0	0	0	0	0	0	0	0	
Surgery-Plastic Surgery	1264	38.7	1,388	40.5	1,388	39.3	1,293	38.7	1,293	37.7	1,539	39.6	1,658	40.6	1,646	38.9	1,647	37.6	
Internal Medicine	0	0	0	0	0	0	0	0	0	0	0	0	0	0	0	0	0	0	
Medicine-Dermatology	0	0	0	0	0	0	0	0	0	0	0	0	0	0	0	0	0	0	
Medicine-Emergency Med	0	0	0	0	0	0	1	0	1	0	0	0	0	0	1	0	1	0	
Medicine-Family Medicine	0	0	2	0.1	1	0	1	0	0	0	0	0	0	0	0	0	0	0	
Medicine-Medical Genetics	0	0	0	0	0	0	0	0	0	0	0	0	0	0	0	0	0	0	
Medicine-Neurology	0	0	0	0	0	0	0	0	1	0	0	0	1	0	1	0	0	0	
Medicine-P M & R	0	0	0	0	0	0	0	0	0	0	0	0	1	0	0	0	0	0	
Medicine-Pediatrics	25	0.8	20	0.6	30	0.8	31	0.9	29	0.8	42	1.1	40	1	39	0.9	27	0.6	
Medicine-Preventive Med	0	0	0	0	0	0	0	0	0	0	1	0	1	0	3	0.1	1	0	
Medicine-Psychiatry	3	0.1	7	0.2	8	0.2	4	0.1	5	0.1	3	0.1	4	0.1	4	0.1	6	0.1	
Preliminary (PGY-1 Only)	197	6	176	5.1	157	4.4	158	4.7	112	3.3	141	3.6	143	3.5	210	5	205	4.7	
Primary	121	3.7	124	3.6	131	3.7	107	3.2	91	2.7	82	2.1	74	1.8	90	2.1	97	2.2	
Medical Genetics	0	0	0	0	0	0	0	0	0	0	1	0	0	0	0	0	0	0	
Neurological Surgery	1	0	0	0	1	0	3	0.1	2	0.1	0	0	1	0	1	0	0	0	
Neurology	12	0.4	20	0.6	19	0.5	19	0.6	21	0.6	18	0.5	22	0.5	13	0.3	10	0.2	
Nuclear Medicine	1	0	0	0	0	0	0	0	0	0	0	0	1	0	0	0	0	0	
Obstetrics-Gynecology	55	1.7	70	2	101	2.9	96	2.9	129	3.8	168	4.3	194	4.7	199	4.7	202	4.6	
Ophthalmology	0	0	0	0	0	0	0	0	0	0	0	0	0	0	0	0	0	0	
Orthopaedic Surgery	4	0.1	10	0.3	15	0.4	10	0.3	8	0.2	9	0.2	11	0.3	15	0.4	13	0.3	
Otolaryngology	0	0	0	0	0	0	2	0.1	0	0	0	0	0	0	0	0	7	0.2	
Pathology	105	3.2	125	3.6	110	3.1	109	3.3	99	2.9	82	2.1	81	2	84	2	109	2.5	
Pediatrics	230	7	204	5.9	254	7.2	238	7.1	287	8.4	336	8.7	377	9.2	344	8.1	370	8.4	
Pediatrics-Dermatology	0	0	0	0	0	0	0	0	0	0	0	0	0	0	0	0	0	0	
Pediatrics-Emergency Med	0	0	0	0	0	0	1	0	0	0	0	0	1	0	0	0	0	0	
Pediatrics-Medical Genetics	0	0	0	0	0	0	0	0	0	0	0	0	0	0	0	0	0	0	
Pediatrics-P M & R	0	0	0	0	0	0	0	0	0	0	0	0	1	0	0	0	0	0	
Peds/Psych/Child Psych	3	0.1	3	0.1	2	0.1	0	0	1	0	0	0	0	0	1	0	1	0	
Primary	50	1.5	51	1.5	50	1.4	49	1.5	43	1.3	32	0.8	41	1	33	0.8	26	0.6	
Plastic Surgery	1	0	0	0	1	0	1	0	1	0	1	0	2	0	3	0.1	1	0	
Preventive Medicine	0	0	3	0.1	1	0	0	0	0	0	3	0.1	2	0	0	0	2	0	
Physical Medicine & Rehab	30	0.9	31	0.9	29	0.8	26	0.8	13	0.4	22	0.6	7	0.2	10	0.2	13	0.3	
Psychiatry	331	10.1	309	9	312	8.8	277	8.3	251	7.3	225	5.8	235	5.7	224	5.3	233	5.3	
Psychiatry-Child Psychiatry	0	0	0	0	0	0	0	0	0	0	0	0	0	0	0	0	0	0	
Psychiatry-Family Medicine	0	0	1	0	1	0	1	0	1	0	2	0.1	1	0	0	0	0	0	
Psychiatry-Neurology	0	0	0	0	1	0	0	0	0	0	0	0	0	0	0	0	0	0	
Radiation Oncology	2	0.1	0	0	2	0.1	0	0	2	0.1	0	0	0	0	0	0	0	0	
Radiology-Diagnostic	26	0.8	12	0.3	6	0.2	7	0.2	6	0.2	8	0.2	1	0	5	0.1	9	0.2	
Transitional (PGY-1 Only)	148	4.5	135	3.9	91	2.6	60	1.8	52	1.5	61	1.6	62	1.5	38	0.9	48	1.1	
Urology	0	0	2	0.1	1	0	2	0.1	1	0	1	0	1	0	1	0	1	0	
TOTAL - PGY1	3,269	100	3,431	100	3,532	100	3,342	100	3,427	100	3,884	100	4,087	100	4,230	100	4,382	100	

Source: National Resident Matching Program 2006 Match Data

TABLE 10

Table 10 is displayed in two parts. Table 10a shows the number of programs ranked by U.S. seniors, and Table 10b reports the same information for all applicants. For example, an applicant ranking ten programs would contribute a count of ten to the total. Very competitive specialties are likely to have higher ratios of numbers of ranks per numbers of positions because applicants tend to rank more programs in those specialties.

The Ranked Positions column displays the total number of times a particular specialty was ranked. Using Anesthesiology PGY-1 for Total Applicants (the right side of the Table 10b) as an example:

- The first two columns show that 77 programs offered 552 Anesthesiology PGY-1 positions.
- The Ranked Positions Column shows that collectively all applicants ranked those Anesthesiology programs 5,694 times.
- The next column (No. of Ranks/Position) shows the ratio of the number of ranks to the number of positions was 10.3/1 (5,694/552).
- The next two columns show that 539 of the 552 offered Anesthesiology PGY-1 positions were filled for a fill rate of 97.6 percent.
- The last column indicates that 3 Anesthesiology programs had unfilled PGY-1 positions after the Match.

TABLE 10

Table 10a
Programs, Positions Ranked and Filled in 2006
U.S. Seniors

Table 10b
Programs, Positions Ranked and Filled in 2006
All Applicants

Program Name	No. of Programs	Positions Offered	Ranked Positions	No. of Ranks/Positions	No. of Matches	% Filled
PGY-1 Programs	77	552	4,512	8.2	451	81.7
Anesthesiology	13	30	331	11.0	28	93.3
Dermatology	124	1,251	9,500	7.6	944	75.5
Emergency Medicine	472	2,711	6,973	2.6	1,123	41.4
Family Medicine	242	1,047	9,987	9.5	872	83.3
General Surgery	279	1,234	1,403	1.1	480	36.9
Preliminary (PGY-1 Only)	369	4,735	21,935	4.6	2,668	56.3
Internal Medicine	2	3	12	4.0	2	66.7
Medicine-Dermatology	10	23	121	5.3	17	73.9
Medicine-Emergency Med	2	6	10	1.7	1	16.7
Medicine-Family Medicine	2	2	2	2.0	1	100.0
Medicine-Medical Genetics	2	2	1	0.5	1	50.0
Medicine-Neurology	84	376	2,272	6.0	294	76.2
Medicine-Pediatrics	2	2	4	2.0	2	100.0
Medicine-Preventive Med	12	21	48	2.3	8	38.1
Medicine-Psychiatry	285	1,943	20,540	10.6	1,469	75.6
Preliminary (PGY-1 Only)	56	295	1,387	4.7	165	55.9
Primary	2	2	1	0.5	1	50.0
Medical Genetics	10	18	15	0.8	15	83.3
Neurological Surgery	13	40	26	0.7	21	52.5
Neurology	1	1	0	0.0	0	0.0
Nuclear Medicine	246	1,154	7,200	6.2	835	72.4
Obstetrics-Gynecology	1	3	1	0.3	0	0.0
Ophthalmology	160	615	6,505	10.6	551	89.6
Orthopaedic Surgery	103	264	3,050	11.6	343	92.0
Otolaryngology	148	525	2,246	4.3	315	60.0
Pathology	196	2,288	12,968	5.7	1,668	72.9
Pediatrics	1	1	0	0.0	0	0.0
Pediatrics-Dermatology	3	6	28	4.7	6	100.0
Pediatrics-Emergency Med	3	4	2	0.5	0	0.0
Pediatrics-Medical Genetics	3	2	13	6.5	1	50.0
Pediatrics-P M & R	10	20	99	5.0	18	90.0
Peds/Psych/Child Psych	44	88	651	7.6	57	66.3
Primary	4	4	1,103	12.5	84	95.5
Plastic Surgery	28	82	1	0.3	0	0.0
Preventive Medicine	180	1,037	4,651	4.5	643	62.0
Physical Medicine & Rehab	6	10	29	2.9	8	80.0
Psychiatry	8	17	205	12.1	17	100.0
Psychiatry-Family Medicine	33	129	1,430	11.1	105	81.4
Radiation Oncology	126	1,017	13,584	13.4	888	87.3
Radiology-Diagnostic	7	15	11	0.7	11	73.3
Transitional (PGY1-Only)	3,382	21,659	133,348	6.2	14,059	64.9
Urology						
TOTAL - PGY1	3,382	21,659	133,348	6.2	14,059	64.9
PGY-2 Programs	94	759	6,256	8.2	589	77.6
Anesthesiology	99	276	2,414	8.7	216	78.3
Dermatology	11	115	725	6.3	93	80.9
Emergency Medicine	3	4	11	2.8	0	0.0
Nuclear Medicine	62	270	1,235	4.6	122	45.2
Physical Medicine & Rehab	1	1	8	8.0	1	100.0
Plastic Surgery	2	3	0	0.0	0	0.0
Preventive Medicine	3	5	11	2.2	3	60.0
Psychiatry	61	111	1,143	10.3	100	90.1
Radiation Oncology	170	882	8,680	9.8	708	80.3
Radiology-Diagnostic	506	2,426	20,483	8.4	1,832	75.5
TOTAL - PGY2	3,888	24,085	153,831	6.4	15,891	65.0
GRAND TOTAL	3,888	24,085	153,831	6.4	15,891	65.0

Program Name	No. of Programs	Positions Offered	Ranked Positions	No. of Ranks/Positions	No. of Matches	% Filled	Unfilled Programs
PGY-1 Programs	77	552	4,512	10.3	539	97.6	3
Anesthesiology	13	30	331	11.7	30	100.0	0
Dermatology	124	1,251	9,500	9.2	1,218	97.4	14
Emergency Medicine	472	2,711	6,973	6.2	2,307	85.1	157
Family Medicine	242	1,047	9,987	12.8	1,046	89.9	1
General Surgery	279	1,234	1,403	2.7	748	60.6	150
Preliminary (PGY-1 Only)	369	4,735	21,935	9.4	4,636	97.9	34
Internal Medicine	2	3	12	5.0	2	66.7	1
Medicine-Dermatology	10	23	121	6.6	151	95.7	1
Medicine-Emergency Med	2	6	10	2.3	3	50.0	2
Medicine-Family Medicine	2	2	2	4.0	1	100.0	0
Medicine-Medical Genetics	2	2	1	2.5	2	100.0	0
Medicine-Neurology	84	376	2,272	7.2	344	91.5	17
Medicine-Pediatrics	2	2	4	20.0	2	100.0	0
Medicine-Preventive Med	12	21	48	4.5	15	71.4	5
Medicine-Psychiatry	285	1,943	20,540	12.4	1,749	90.0	70
Preliminary (PGY-1 Only)	56	295	1,387	9.7	284	96.3	4
Primary	2	2	1	1.5	1	50.0	1
Medical Genetics	10	18	15	0.9	16	88.9	2
Neurological Surgery	13	40	26	1.2	34	85.0	6
Neurology	1	1	0	2.0	0	0.0	1
Nuclear Medicine	246	1,154	7,200	9.0	1,130	97.9	14
Obstetrics-Gynecology	1	3	1	0.3	0	0.0	1
Ophthalmology	160	615	6,505	11.7	599	97.4	8
Orthopaedic Surgery	103	264	3,050	12.3	259	98.1	5
Otolaryngology	148	525	2,246	7.2	480	91.4	34
Pathology	196	2,288	12,968	7.9	2,209	96.5	32
Pediatrics	1	1	0	0.0	0	0.0	0
Pediatrics-Dermatology	3	6	28	5.2	6	100.0	0
Pediatrics-Emergency Med	3	4	2	0.5	0	0.0	0
Pediatrics-Medical Genetics	3	2	13	9.5	2	100.0	0
Pediatrics-P M & R	10	20	99	5.7	20	100.0	0
Peds/Psych/Child Psych	44	88	651	15.6	86	100.0	0
Primary	4	4	1,103	4.3	3	100.0	0
Plastic Surgery	28	82	1	9.4	76	92.7	3
Preventive Medicine	180	1,037	4,651	7.4	983	94.8	29
Physical Medicine & Rehab	6	10	29	3.6	8	80.0	1
Psychiatry	8	17	205	12.5	17	100.0	0
Psychiatry-Family Medicine	33	129	1,430	12.4	123	95.3	3
Radiation Oncology	126	1,017	13,584	14.5	972	95.6	15
Radiology-Diagnostic	7	15	11	0.9	12	80.0	2
Transitional (PGY1-Only)	3,382	21,659	133,348	9.0	20,072	92.7	620
Urology							
TOTAL - PGY1	3,382	21,659	133,348	9.0	20,072	92.7	620
PGY-2 Programs	94	759	6,256	10.5	748	98.6	9
Anesthesiology	99	276	2,414	10.7	270	97.8	4
Dermatology	11	115	725	7.6	115	100.0	0
Emergency Medicine	3	4	11	4.8	1	25.0	2
Nuclear Medicine	62	270	1,235	8.8	256	94.8	11
Physical Medicine & Rehab	1	1	8	9.0	1	100.0	0
Plastic Surgery	2	3	0	0.0	0	0.0	2
Preventive Medicine	3	5	11	2.2	3	60.0	1
Psychiatry	61	111	1,143	11.3	109	98.2	2
Radiation Oncology	170	882	8,680	11.5	852	96.6	16
Radiology-Diagnostic	506	2,426	20,483	10.6	2,355	97.1	47
TOTAL - PGY2	3,888	24,085	153,831	9.2	22,427	93.1	667
GRAND TOTAL	3,888	24,085	153,831	9.2	22,427	93.1	667

Source: National Resident Matching Program 2006 Match Data

TABLE 11

Table 11 was revised last year to provide more meaningful data by combining Tables 11a and 11b from previous editions of the Results and Data Book.

Formerly, Table 11a displayed by specialty the program choices made by matched and unmatched U.S. seniors. Table 11b showed the same information for independent applicants (U.S. Citizen Graduates of Foreign Medical Schools, Non-U.S. Citizen Graduates of Foreign Medical Schools, Canadian Applicants, Osteopathic Applicants, Fifth Pathway Applicants, and Previous U.S. Graduates).

Prior to 2004, Table 11 displayed the number of Positions per U.S. Senior and the number of Positions per Active Applicant. Those calculations were based upon the numbers of applicants who ranked the specialty as their Only Choice, First Choice, or Not First Choice. The table was revised to calculate the number of Positions per U.S. Senior and the number of Positions per Active Applicant. A column titled Positions per Independent Applicant (I.A.) was added to the table in 2005. In those calculations, the denominator now includes only those applicants for whom the specialty was the only or first choice.

Prior to the 2003 Match, this table also counted only PGY-1 positions, including preliminary positions in all specialties. In 2003, PGY-2 positions were added so that the table reflected the total number of positions offered within a specialty. Beginning in 2004, preliminary and transitional year positions were eliminated from the calculations. Thus, the numerator now consists of all positions in a specialty, minus preliminary positions. Currently, an applicant who ranked categorical Dermatology programs as well as advanced Dermatology programs is counted once under the "Dermatology Only Choice" column.

The table also shows the ratio of applicants choosing a specialty to the number of positions in that specialty. For example:

- 310 U.S. seniors ranked at least one Otolaryngology program. Otolaryngology was the preferred specialty for the 304 U.S. seniors for whom it was the only or first choice. With only 264 positions offered, the ratio of positions to U.S. senior applicants for whom it was the preferred choice was 0.9:1, indicating a competitive specialty with fewer positions than applicants.
- On the other hand, 192 U.S. seniors ranked at least one Physical Medicine and Rehabilitation program, and it was the only or first choice for 184 of them. With 352 positions offered, the ratio of positions to U.S. senior applicants was 1.9:1, indicating a much less competitive specialty with many fewer applicants than positions.

Although the ratios for U.S. seniors and the total applicant pool are similar in many specialties, there are some notable exceptions. In some specialties, the ratios for U.S. students were significantly higher than for all applicants combined, meaning all other applicants ranked those specialties much more frequently. For example:

<u>Specialty</u>	<u>U.S. Senior Ratio</u>	<u>Total Applicant Ratio</u>
Family Medicine	2.4	0.9
Physical Medicine & Rehab	1.9	0.8
Internal Medicine	1.7	0.7

TABLE 11
Choices for Programs by Specialty
2006 Match

Specialty	Total Positions	Only	First	Not First	Positions Per U.S. Senior	Only	First	Not First	Positions Per I.A.	Positions Per All Applicants
		Choice U.S. Seniors	Choice U.S. Seniors	Choice U.S. Seniors		Choice I.A.	Choice I.A.	Choice I.A.		
Anesthesiology	1,308	1,118	43	38	1.1	439	102	97	2.4	0.8
Dermatology	306	281	77	9	0.9	149	16	7	1.9	0.6
Emergency Medicine	1,363	996	94	57	1.3	363	71	60	3.1	0.9
Family Medicine	2,710	1,059	61	120	2.4	1,131	624	1,190	1.5	0.9
Internal Medicine	5,464	3,101	115	236	1.7	3,211	1,120	1,100	1.3	0.7
Medical Genetics	2	1	0	0	2.0	0	0	2	0.0	2.0
Neurological Surgery	11	9	0	0	1.2	1	0	0	11.0	1.1
Neurology	19	16	1	0	1.1	6	0	5	3.2	0.8
Nuclear Medicine	5	0	0	11	0.0	4	1	3	1.0	1.0
Obstetrics and Gynecology	1,145	866	19	23	1.3	411	184	163	1.9	0.8
Ophthalmology	0	0	0	0	0.0	0	0	0	0.0	0.0
Orthopaedic Surgery	615	605	40	7	1.0	106	55	17	3.8	0.8
Otolaryngology	264	267	37	6	0.9	30	18	6	5.5	0.8
Pathology-Anatomic and Clinical	525	323	4	16	1.6	230	84	97	1.7	0.8
Pediatrics	2,382	1,720	51	107	1.3	676	252	572	2.6	0.9
Physical Medicine and Rehabilitation	352	173	11	8	1.9	203	35	69	1.5	0.8
Plastic Surgery	87	45	119	19	0.5	7	22	5	3.0	0.5
Preventive Medicine	6	0	0	1	0.0	4	2	6	1.0	1.0
Psychiatry	1,050	628	46	36	1.6	460	144	287	1.7	0.8
Radiation Oncology	128	122	20	3	0.9	24	8	8	4.0	0.7
Radiology-Diagnostic	1,005	787	56	19	1.2	315	89	35	2.5	0.8
Surgery-General	1,047	964	38	170	1.0	616	136	193	1.4	0.6
Urology	11	7	0	0	1.6	0	1	1	11.0	1.4
TOTAL	19,805	13,088	832	886		8,386	2,964	3,923		

Total Positions: includes all positions offered in a specialty, except preliminary positions.

Positions Per U.S. Senior: is the ratio of Total Positions to the number of U.S. seniors for whom that specialty was the first or only choice

Positions Per I.A.: is the ratio of Total Positions to the number of independent applicants for whom that specialty was the first or only choice.

Positions Per All Applicants: is the ratio of Total Positions to the number of U.S. seniors and independent applicants for whom that specialty was the first or only choice

Source: National Resident Matching Program 2006 Match Data

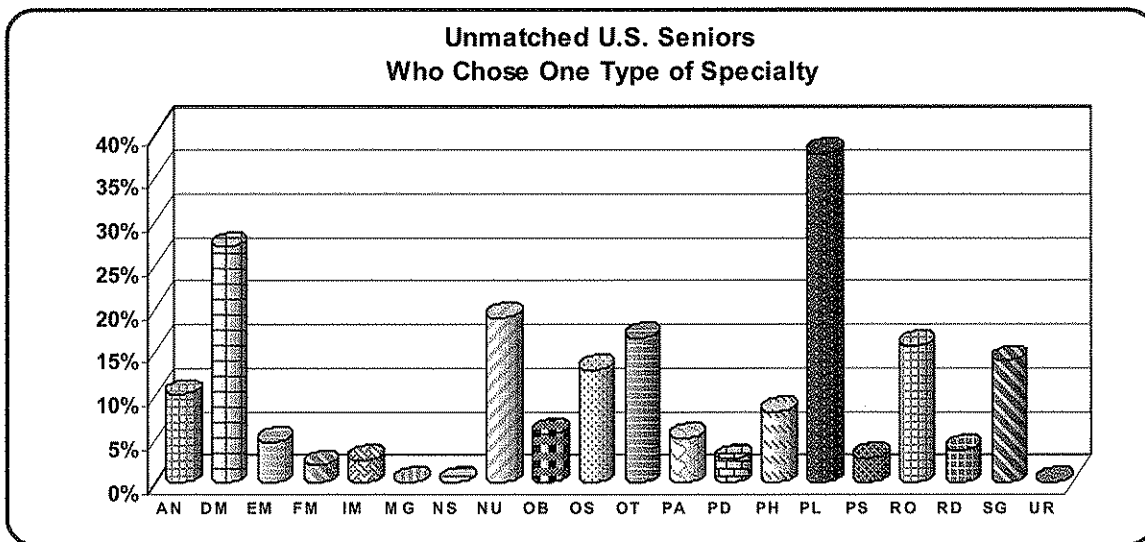
TABLE 12

Table 12a examines the 86.9 percent of U.S. seniors who submitted rank order lists with only one specialty ranked. Table 12b displays the same information for independent applicants. As in Table 11, preliminary and transitional year positions no longer are used in these calculations because they do not represent a true “specialty choice”.

The high percentage of unmatched applicants in such specialties as Dermatology, General Surgery, and Otolaryngology reflect the fact that there are significantly more applicants interested in those specialties than there are available positions. That disparity also is reflected in the high fill rates (Table 6) for the PGY-1 positions of the three specialties, which were 100 percent, 99.9 percent, and 98.1 percent respectively.

TABLE 12a
Match Results for U.S. Seniors Who Chose One Type of Specialty
2006 Match

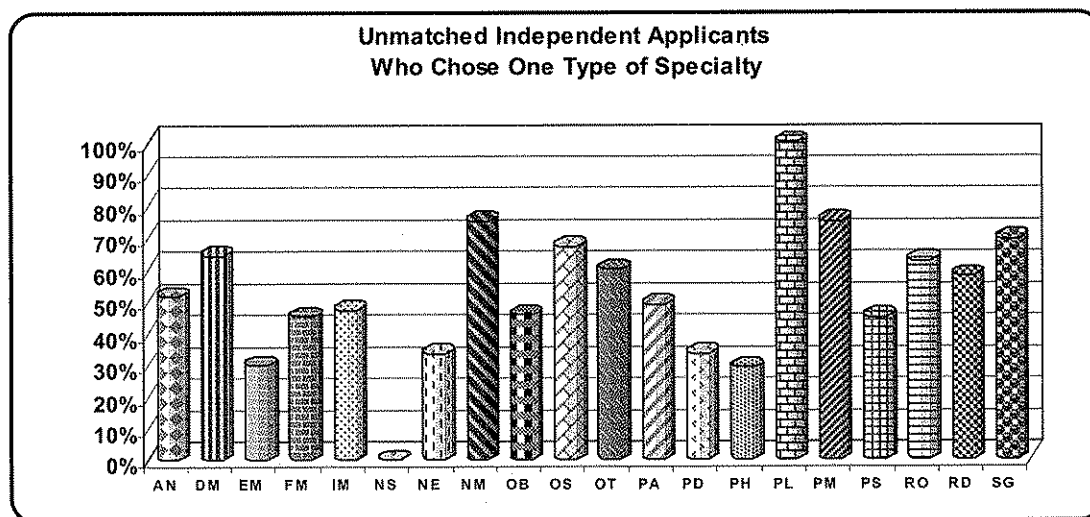
Specialty	Matched	Unmatched	Total	Percentage of Applicants by Specialty	Percent Unmatched
Anesthesiology (AN)	1006	112	1118	8.60%	10.00%
Dermatology (DM)	205	76	281	2.20%	27.00%
Emergency Medicine (EM)	951	45	996	7.60%	4.50%
Family Medicine (FM)	1039	20	1059	8.10%	1.90%
Internal Medicine (IM)	3012	77	3089	23.70%	2.50%
Medical Genetics (MG)	1	0	1	0.00%	0.00%
Neurological Surgery (NS)	9	0	9	0.10%	0.00%
Neurology (NU)	13	3	16	0.10%	18.80%
Obstetrics and Gynecology (OB)	818	48	866	6.60%	5.50%
Orthopaedic Surgery (OS)	527	78	605	4.60%	12.90%
Otolaryngology (OT)	223	44	267	2.00%	16.50%
Pathology-Anatomic and Clinical (PA)	307	16	323	2.50%	5.00%
Pediatrics (PD)	1673	44	1717	13.20%	2.60%
Physical Medicine and Rehabilitation (PH)	159	14	173	1.30%	8.10%
Plastic Surgery (PL)	28	17	45	0.30%	37.80%
Psychiatry (PS)	611	17	628	4.80%	2.70%
Radiation Oncology (RO)	103	19	122	0.90%	15.60%
Radiology-Diagnostic (RD)	759	28	787	6.00%	3.60%
Surgery-General (SG)	799	129	928	7.10%	13.90%
Urology (UR)	7	0	7	0.10%	0.00%
TOTAL	12,250	787	13,037	100.00%	6.00%



Source: National Resident Matching Program 2006 Match Data

TABLE 12b
Match Results for Independent Applicants
Who Chose One Type of Specialty
2006 Match

Specialty	Matched	Unmatched	Total	Percentage of Applicants by Specialty	Percent Unmatched
Anesthesiology (AN)	213	226	439	5.30%	51.50%
Dermatology (DM)	53	96	149	1.80%	64.40%
Emergency Medicine (EM)	255	108	363	4.40%	29.80%
Family Medicine (FM)	621	510	1,131	13.80%	45.10%
Internal Medicine (IM)	1,673	1,502	3,175	38.60%	47.30%
Neurological Surgery (NS)	1	0	1	0.00%	0.00%
Neurology (NE)	4	2	6	0.10%	33.30%
Nuclear Medicine (NM)	1	3	4	0.00%	75.00%
Obstetrics and Gynecology (OB)	220	185	405	4.90%	45.70%
Orthopaedic Surgery (OS)	35	71	106	1.30%	67.00%
Otolaryngology (OT)	12	18	30	0.40%	60.00%
Pathology-Anatomic and Clinical (PA)	118	112	230	2.80%	48.70%
Pediatrics (PD)	449	226	675	8.20%	33.50%
Physical Medicine and Rehabilitation (PH)	144	59	203	2.50%	29.10%
Plastic Surgery (PL)	0	7	7	0.10%	100.00%
Preventive Medicine (PM)	1	3	4	0.00%	75.00%
Psychiatry (PS)	253	207	460	5.60%	45.00%
Radiation Oncology (RO)	9	15	24	0.30%	62.50%
Radiology-Diagnostic (RD)	133	182	315	3.80%	57.80%
Surgery-General (SG)	152	344	496	6.00%	69.40%
TOTAL	4,347	3,876	8,223	100.00%	47.00%



Source: National Resident Matching Program 2006 Match Data

TABLE 13

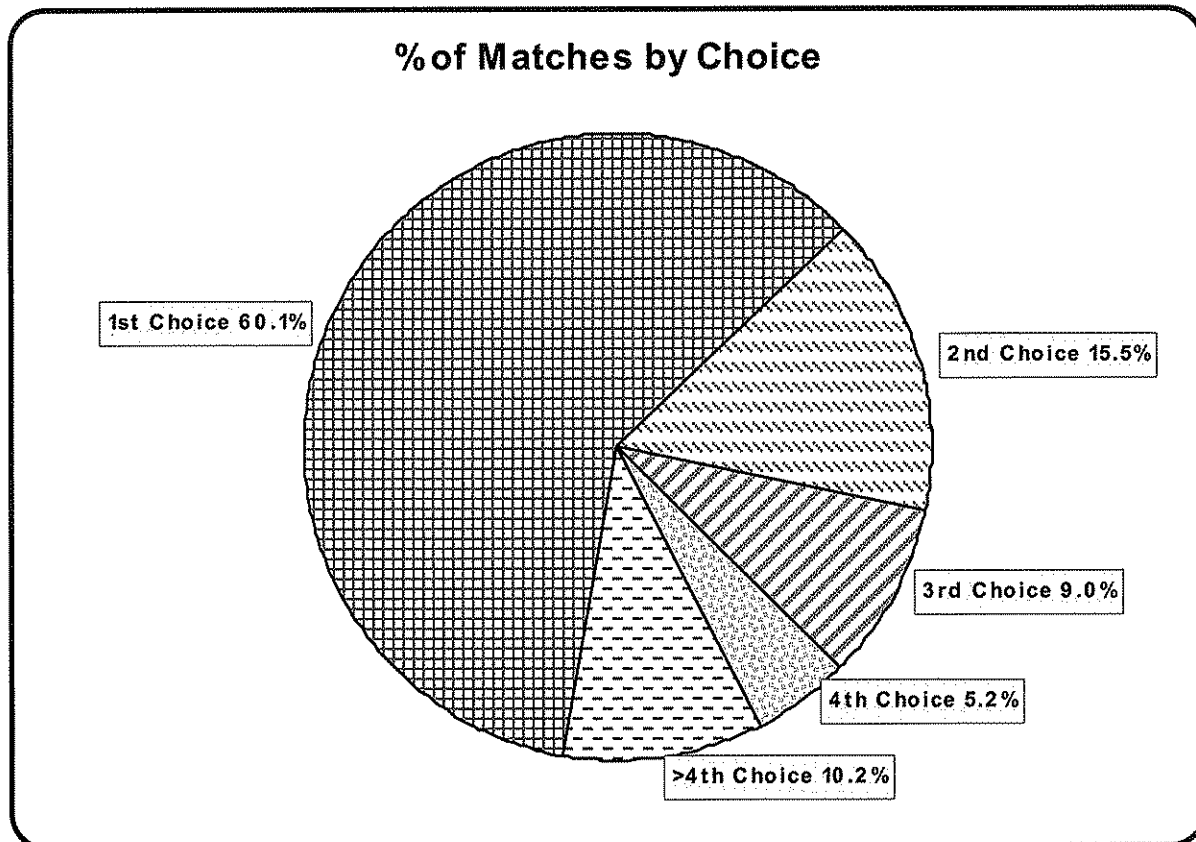
Table 13a displays the percent of U.S. seniors who matched to programs that were ranked by the students first, second, third, fourth, or fifth and lower. Only programs listed on applicants' primary rank order lists are used. In addition, each partner of a couple was credited with the highest rank on the rank order list of the program to which he/she matched since couples frequently rank the same program multiple times. Table 13b, which displays the same data for independent applicants, was added to the Results and Data Book in 2004.

Of all matches obtained from U.S. seniors' primary lists, 84.6 percent were to one of the first three choices. Approximately 60.1 percent were first choice matches, 15.5 percent were second choice, and 9.0 percent were third choice.

The percentage of matched independent applicants who obtained one of their top three choice programs was almost as high as that for U.S. seniors. More than one-half (50.4%) matched to their first choice programs, 19.1 percent matched to their second choice, and 11.2 percent matched to their third choice, for a total of 80.7 percent.

TABLE 13a
Matches from U.S. Seniors' Primary Rank Order Lists
1992 – 2006

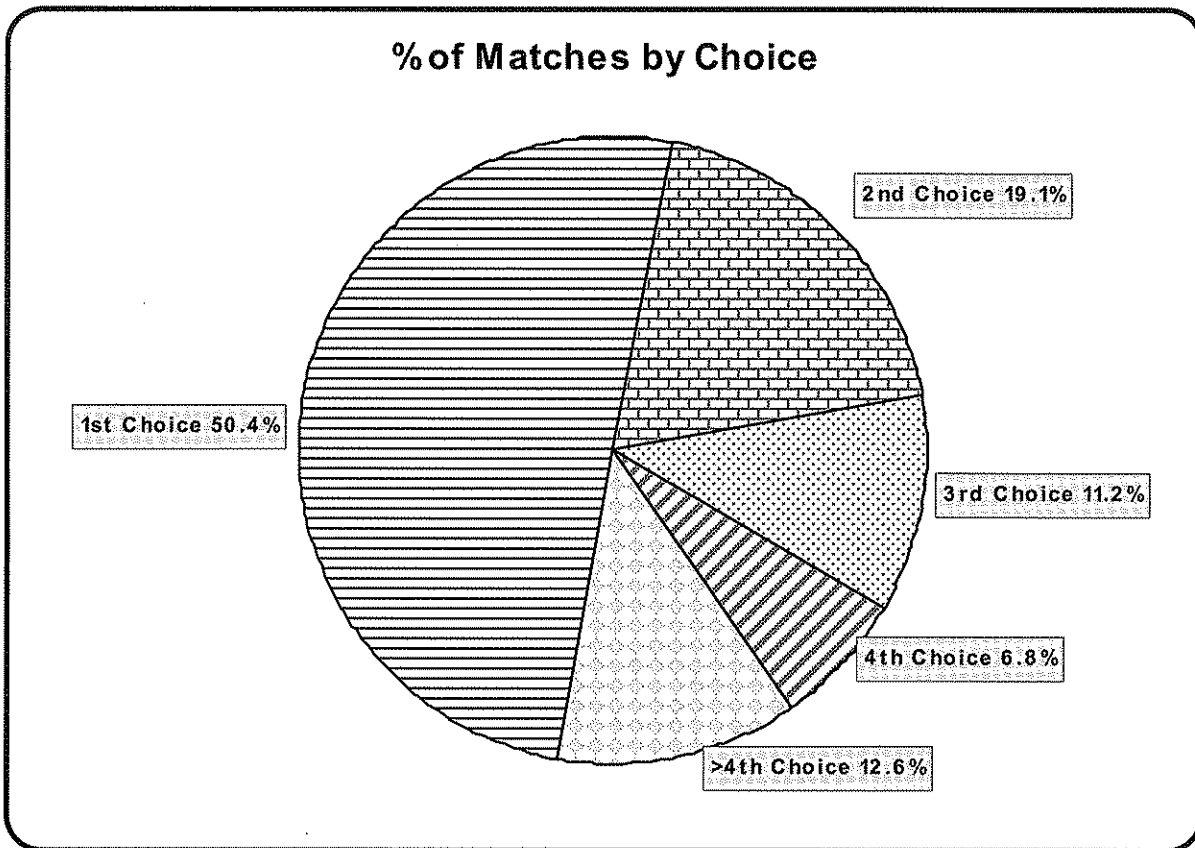
Year	First Rank	Percent Matches	Second Rank	Percent Matches	Third Rank	Percent Matches	Fourth Rank	Percent Matches	>Fourth Rank	Percent Matches	Total # Matches
1992	8,266	63.1	2,023	15.4	1,033	7.9	624	4.8	1,161	8.9	13,107
1993	8,366	63.6	1,989	15.1	1,045	7.9	615	4.7	1,146	8.7	13,161
1994	8,397	63	2,054	15.4	1,104	8.3	598	4.5	1,177	8.8	13,330
1995	8,056	58.9	2,158	15.8	1,250	9.1	783	5.7	1,434	10.5	13,681
1996	7,961	59	2,148	15.9	1,178	8.7	814	6	1,400	10.4	13,501
1997	8,079	59	2,182	15.9	1,311	9.6	761	5.6	1,369	10	13,702
1998	8,028	58	2,283	16.5	1,332	9.6	802	5.8	1,398	10.1	13,843
1999	8,455	60.7	2,181	15.7	1,234	8.9	774	5.6	1,277	9.2	13,921
2000	8,542	62.4	2,102	15.3	1,187	8.7	656	4.8	1,209	8.8	13,696
2001	8,393	61	2,149	15.6	1,199	8.7	698	5.1	1,314	9.6	13,753
2002	8,370	61	2,130	15.5	1,289	9.4	687	5	1,249	9.1	13,725
2003	8,482	62.4	2,135	15.7	1,144	8.4	701	5.2	1,133	8.3	13,595
2004	8,510	61.9	2,138	15.6	1,188	8.6	659	4.8	1,243	9	13,738
2005	8,729	62.5	2,091	15	1,219	8.7	655	4.7	1,267	9.1	13,961
2006	8,551	60.1	2,198	15.5	1,286	9.0	734	5.2	1,451	10.2	14,220



Source: National Resident Matching Program 2006 Match Data

TABLE 13b
Matches from Independent Applicants' Primary Rank Order Lists
1992 – 2006

Year	First Rank	Percent Matches	Second Rank	Percent Matches	Third Rank	Percent Matches	Fourth Rank	Percent Matches	>Fourth Rank	Percent Matches	Total # Matches
1992	1,837	52.5	677	19.4	373	10.7	218	6.2	392	11.2	3,497
1993	2,126	52.2	784	19.2	451	11.1	261	6.4	452	11.1	4,074
1994	2,357	53.2	883	19.9	468	10.6	266	6	456	10.3	4,430
1995	2,244	49.6	915	20.2	471	10.4	331	7.3	561	12.4	4,522
1996	2,416	50	911	18.8	547	11.3	316	6.5	645	13.3	4,835
1997	2,458	49.9	901	18.3	510	10.3	355	7.2	705	14.3	4,929
1998	2,532	52	911	18.7	522	10.7	292	6	613	12.6	4,870
1999	2,713	54.3	897	18	540	10.8	312	6.2	534	10.7	4,996
2000	2,956	56.3	1,067	20.3	515	9.8	304	5.8	409	7.8	5,251
2001	2,887	55.7	1,002	19.3	531	10.2	304	5.9	458	8.8	5,182
2002	2,858	53.9	1,047	19.8	621	11.7	305	5.8	468	8.8	5,299
2003	3,163	54	1,230	21	593	10.1	373	6.4	500	8.5	5,859
2004	3,277	52.2	1,225	19.5	741	11.8	409	6.5	622	9.9	6,274
2005	3,368	52.5	1,256	19.6	684	10.7	418	6.5	691	10.8	6,417
2006	3,226	50.4	1,222	19.1	718	11.2	434	6.8	804	12.6	6,404



Source: National Resident Matching Program 2006 Match Data

TABLE 14

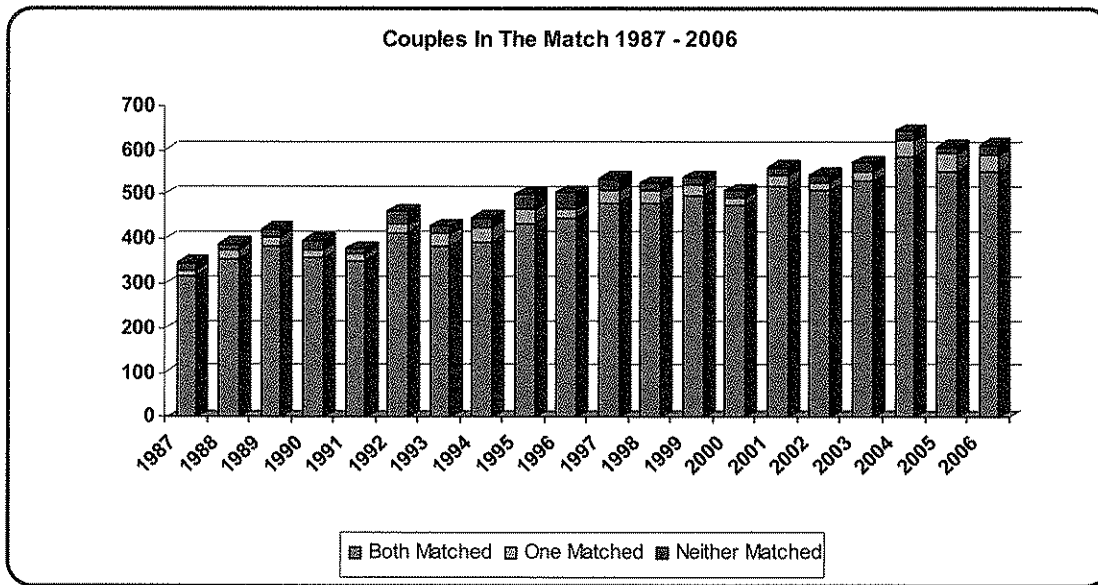
Couples have been able to participate together in the NRMP's Main Residency Match since 1984. The two partners identify themselves as a couple to the NRMP and submit rank order lists of identical length. The algorithm treats the two lists as a unit, matching the couple to the highest linked program choices where both partners match to programs on their lists.

Couples enjoy great success in the Match, with match rates above 90 percent every year since 1984. In 2006, the match rate for couples was 93.4 percent. More than 80 percent of couples are U.S. seniors, and their match rates are quite similar to those of their classmates, varying within 1 or 2 percentage points each year.

Couples have the option of one partner indicating a willingness to go unmatched at a certain rank on the rank order list if the partner matches to the program that is linked to that rank. Table 14 shows the number of couples matched with this option in the *One Matched* column (36).

TABLE 14
Couples in the Match
1987 – 2006

Year	Couples	Individuals	Both Matched	One Matched	Neither Matched	Match Rate %
1987	347	694	316	14	17	93.1
1988	388	776	355	19	14	93.9
1989	421	842	384	21	16	93.7
1990	397	794	356	20	21	92.2
1991	377	754	349	17	11	94.8
1992	461	922	412	20	29	91.5
1993	427	854	384	27	16	93.1
1994	446	892	391	35	20	91.6
1995	499	998	433	33	33	90.1
1996	504	1,008	446	20	38	90.5
1997	535	1,070	479	29	27	92.2
1998	525	1,050	481	27	17	94.2
1999	536	1,072	496	27	13	95.1
2000	508	1,016	475	18	15	95.3
2001	561	1,122	518	25	18	94.6
2002	543	1,086	507	19	17	95.1
2003	570	1,140	529	22	19	94.7
2004	641	1,282	584	36	21	93.9
2005	606	1,212	552	39	15	94.3
2006	610	1,220	552	36	22	93.4



Source: National Resident Matching Program 2006 Match Data

TABLE 15

Table 15 shows the number of PGY-1 matches in each specialty by applicant type. The format for Table 15 was revised in 2002 and no longer includes matches by state.

TABLE 15
PGY-1 Matches by Specialty and Applicant Type
2006 Match

Specialty	Number	Filled	U.S.		5th Path	U.S. IMG	OSTEO	Canada	IMG
			Senior	Grad					
PGY-1 Programs									
Anesthesiology	552	539	451	8	0	23	28	0	29
Dermatology	30	30	28	0	0	0	0	0	2
Emergency Medicine	1,251	1,218	944	79	2	49	117	2	25
Family Medicine	2,711	2,307	1,123	68	6	311	221	1	577
General Surgery	1,047	1,046	872	56	0	49	17	2	50
Preliminary (PGY-1 Only)	1,234	748	480	19	1	61	9	1	177
Surgery-Plastic Surgery	0	0	0	0	0	0	0	0	0
Internal Medicine	4,735	4,636	2,668	75	5	322	233	8	1325
Medicine-Dermatology	3	2	2	0	0	0	0	0	0
Medicine-Emergency Med	23	22	17	2	0	1	2	0	0
Medicine-Family Medicine	6	3	1	0	0	0	2	0	0
Medicine-Medical Genetics	1	1	1	0	0	0	0	0	0
Medicine-Neurology	2	2	1	1	0	0	0	0	0
Medicine-P M & R	0	0	0	0	0	0	0	0	0
Medicine-Pediatrics	376	344	294	2	0	12	21	0	15
Medicine-Preventive Med	2	2	1	0	0	1	0	0	0
Medicine-Psychiatry	21	15	8	0	0	1	1	0	5
Preliminary (PGY-1 Only)	1,943	1,749	1,469	30	2	74	39	4	131
Primary	295	284	165	9	0	20	13	0	77
Medical Genetics	2	1	1	0	0	0	0	0	0
Neurological Surgery	18	16	15	1	0	0	0	0	0
Neurology	40	34	21	1	0	1	1	1	9
Nuclear Medicine	1	0	0	0	0	0	0	0	0
Obstetrics-Gynecology	1,154	1,130	835	23	2	73	64	4	129
Ophthalmology	3	0	0	0	0	0	0	0	0
Orthopaedic Surgery	615	599	551	32	0	6	3	0	7
Otolaryngology	264	259	243	9	0	1	0	0	6
Pathology	525	480	315	29	1	22	26	0	87
Pediatrics	2,288	2,209	1,668	40	1	100	122	8	270
Pediatrics-Dermatology	1	0	0	0	0	0	0	0	0
Pediatrics-Emergency Med	6	6	6	0	0	0	0	0	0
Pediatrics-Medical Genetics	4	0	0	0	0	0	0	0	0
Pediatrics-P M & R	2	2	1	0	0	0	1	0	0
Peds/Psych/Child Psych	20	20	18	0	0	0	1	0	1
Primary	86	86	57	0	0	2	2	1	24
Plastic Surgery	88	88	84	1	0	1	0	2	0
Preventive Medicine	3	3	0	0	0	0	0	1	2
Physical Medicine & Rehab	82	76	47	3	1	6	12	0	7
Psychiatry	1,037	983	643	32	1	72	67	7	161
Psychiatry-Child Psychiatry	0	0	0	0	0	0	0	0	0
Psychiatry-Family Medicine	10	8	8	0	0	0	0	0	0
Psychiatry-Neurology	0	0	0	0	0	0	0	0	0
Radiation Oncology	17	17	17	0	0	0	0	0	0
Radiology-Diagnostic	129	123	105	5	0	4	4	0	5
Transitional (PGY-1 Only)	1,017	972	888	18	0	19	18	0	29
Urology	15	12	11	0	0	0	0	0	1
TOTALS	21,659	20,072	14,059	543	22	1231	1024	42	3151

Source: National Resident Matching Program 2006 Match Data

TABLE 16

In response to numerous requests, Table 16 was added in 2003 to show the number of PGY-2 matches in each specialty by applicant type.

TABLE 16
PGY-2 Matches by Specialty and Applicant Type
2006 Match

Specialty	Number	Filled	U.S. Senior	U.S. Grad	5th Path	U.S. IMG	OSTEO	Canada	IMG
PGY-2 Programs									
Anesthesiology	759	748	589	34	2	28	73	2	20
Dermatology	276	270	216	43	0	3	1	0	7
Emergency Medicine	115	115	93	6	0	7	8	0	1
Nuclear Medicine	4	1	0	1	0	0	0	0	0
Physical Medicine & Rehabilitation	270	256	122	13	0	27	79	0	15
Plastic Surgery	1	1	1	0	0	0	0	0	0
Preventive Medicine	3	0	0	0	0	0	0	0	0
Psychiatry	5	3	3	0	0	0	0	0	0
Radiation Oncology	111	109	100	5	0	1	2	0	1
Radiology-Diagnostic	882	852	708	57	0	27	18	4	38
TOTALS	2,426	2,355	1,832	159	2	93	181	6	82

Source: National Resident Matching Program 2006 Match Data

NRMP PROGRAM RESULTS 2006 MATCH

NRMP Program Results lists every hospital that participated in the Match, along with the number of positions offered and filled for each of the institution's programs.

Hospitals are arranged alphabetically within state. The listing includes the hospital name (abbreviated in some instances); the program code, which identifies each program; the quota (the number of positions offered by the program); and the number of applicants matched with that program.

There are three reasons why a program that ranked an adequate number of applicants did not fill its quota: the applicants preferred other programs having vacancies; the applicants did not rank the program; or the applicants had withdrawn from the Match.

There are also three reasons why applicants may not be matched with their most preferred program: the program was filled with applicants it preferred; the program did not rank the applicant; or the program had withdrawn from the Match.

The following types of programs are offered through the NRMP:

- Categorical (C) positions are positions in programs that expect applicants who enter in their first post graduate year to complete the training required for certification in that specialty, provided their performance is satisfactory. Categorical programs in primary care medicine and primary care pediatrics are designated by (M) to distinguish them from regular medicine and pediatrics programs.
- Preliminary (P) positions are for one or two years of training as prerequisite for entering advanced positions in specialty programs that require one or more years of broad clinical training. Internal medicine, surgery, and transitional programs commonly offer preliminary positions.
- Advanced (A) positions (to begin in 2007) are positions in specialty programs that begin after completion of one or more years of preliminary training. Applicants without prior graduate medical education can apply for those positions while also applying for preliminary positions (to begin in 2006) that are compatible with their plans.
- Physician (R) positions are PGY-2 positions starting in the year of the Match that are reserved for physicians who have had prior graduate medical education. Physician positions are not available to U.S. senior medical students.

NRMP Program Code Structure

The NRMP program code is a **9-character** code based on the following criteria.

- The **first four characters** are the Institution Code.
- The **fifth through the seventh characters** represent specialty code obtained from the **first three digits** of the program's **ACGME Code** and designates the specialty.

- The **eighth character** represents the program type:
 - ✓ **P** – Preliminary program
 - ✓ **C** – Categorical program
 - ✓ **M** – Primary program
 - ✓ **A** – Advanced program
 - ✓ **R** – Physician program
 - ✓ **F** – Fellowship program
- The **ninth character** represents the track
 - ✓ **0** – first program/track in the specialty and program type at the institution
 - ✓ **1** – second program/track in the same specialty and program type at the same institution (i.e. 34th Street Clinic)
 - ✓ **2** – third program/track in the same specialty and program type at the same institution (i.e. Rural Clinic)

Examples

Institution: **2071** – Contra Costra Reg Med Ctr

ACGME Number: **120-05-31-050** – Family Medicine

Program Type: **C** – Categorical

First Track: **0** – Martinez

Program Code: 2071120C0

Second Track: **1** – Pittsburgh

Program Code: 2071120C1

Second Track: **2** – Richmond

Program Code: 2071120C2

Note: See ACGME Specialty Codes on the following page.

ACGME SPECIALTY CODES
5th, 6th, and 7th Characters of the NRMP Program Code

SPECIALTY CODE	SPECIALTY
040	Anesthesiology
080	Dermatology
110	Emergency Medicine
120	Family Medicine
130	Medical Genetics
140	Internal Medicine
160	Neurological Surgery
180	Neurology
200	Nuclear Medicine
220	Obstetrics and Gynecology
240	Ophthalmology
260	Orthopaedic Surgery
280	Otolaryngology
300	Pathology-Anatomic and Clinical
320	Pediatrics
340	Physical Medicine and Rehabilitation
360	Plastic Surgery
380	Preventive Medicine
400	Psychiatry
420	Radiology-Diagnostic
430	Radiation Oncology
440	Surgery-General
480	Urology
700	Internal Medicine/Pediatrics
705	Internal Medicine/Emergency Medicine
710	Medicine/Physical Medicine & Rehabilitation
715	Internal Medicine/Psychiatry
720	Psychiatry/Family Medicine
725	Pediatrics/Emergency Medicine
730	Pediatrics/Psychiatry/Child Psychiatry
735	Pediatrics/Physical Medicine & Rehabilitation
740	Internal Medicine/Family Medicine
745	Internal Medicine/Neurology
751	Internal Medicine/Preventive Medicine
755	Psychiatry/Neurology
765	Pediatrics/Medical Genetics
766	Internal Medicine/Medical Genetics
785	Internal Medicine/Dermatology
790	Pediatrics/Dermatology
999	Transitional Year

NRMP Match Outcome for All Institutions by State 2006

ALABAMA				ALASKA			
CODE	QUOTA	MATCHED		CODE	QUOTA	MATCHED	
Baptist Health System-AL				U Alabama SOM-Huntsville			
BIRMINGHAM				HUNTSVILLE			
Internal Medicine	1903140C0	6	4	Family Practice	2947120C0	13	13
Medicine-Preliminary	1903140P0	7	7	U Alabama SOM-Tuscaloosa-AL			
Pathology	1903300C0	1	0	TUSCALOOSA			
Radiology-Diagnostic	1903420C0	3	3	Family Practice	2955120C0	12	10
General Surgery	1903440C0	2	2	U South Alabama Hospitals			
Surgery-Preliminary	1903440P0	5	4	MOBILE			
Transitional	1903999P0	16	16	Family Practice	1852120C0	6	0
Carraway Methodist Med Ctr-AL				Internal Medicine	1852140C0	12	12
BIRMINGHAM				Medicine-Preliminary	1852140P0	6	5
Family Medicine	1006120C0	4	4	Obstetrics-Gynecology	1852220C0	4	4
Internal Medicine	1006140C0	3	3	Orthopaedic Surgery	1852260C0	2	2
Medicine-Preliminary	1006140P0	2	1	Pathology	1852300C0	4	3
General Surgery	1006440C0	3	3	Pediatrics	1852320C0	9	9
Surgery-Preliminary	1006440P0	4	3	Psychiatry	1852400C0	3	3
Transitional	1006999P0	8	8	Radiology-Diagnostic	1852420A0	5	1
Medical Center East-AL				General Surgery	1852440C0	4	4
BIRMINGHAM				Surgery-Preliminary	1852440P0	4	0
Family Practice	3060120C0	3	3	Medicine-Pediatrics	1852700C0	4	4
Montgomery Fam Med Res-AL				UAB Montgomery-AL			
MONTGOMERY				MONTGOMERY			
Family Medicine	3082120C0	3	1	Internal Medicine	1009140C0	7	7
NE Alabama Reg Med Ctr				Medicine-Preliminary	1009140P0	2	2
ANNISTON				ALABAMA			
Family Practice	3047120C0	2	0	Alaska Family Med Res			
Selma Fam Med Res-AL				ANCHORAGE			
SELMA				Family Practice	1313120C0	12	12
Family Medicine	3061120C0	5	5	ARIZONA			
U Alabama Med Ctr-Birmingham				Banner Good Samaritan Med Ctr-AZ			
BIRMINGHAM				PHOENIX			
Anesthesiology	1007040A0	16	16	Family Practice	1011120C0	8	8
Dermatology	1007080A0	1	1	Internal Medicine	1011140C0	20	20
Emergency Medicine	1007110A0	7	7	Medicine-Preliminary	1011140P0	11	11
Internal Medicine	1007140C0	36	36	Obstetrics-Gynecology	1011220C0	7	7
Medicine-Preliminary	1007140P0	7	7	Psychiatry	1011400C0	4	4
Obstetrics-Gynecology	1007220C0	7	7	General Surgery	1011440C0	6	6
Orthopaedic Surgery	1007260C0	6	6	Surgery-Prelim/Neuro	1011440P0	4	4
Otolaryngology	1007280C0	3	3	Surgery-Preliminary	1011440P1	2	1
Pathology	1007300C0	6	6	Medicine-Pediatrics	1011700C0	6	6
Pediatrics	1007320C0	18	18				
Phys Medicine & Rehab	1007340A0	4	4				
Psychiatry	1007400C0	4	4				
Radiology-Diagnostic	1007420A0	7	7				
Radiation-Oncology	1007430A0	2	2				
General Surgery	1007440C0	11	11				
Medicine-Pediatrics	1007700C0	4	4				

NRMP Match Outcome for All Institutions by State 2006

	CODE	QUOTA	MATCHED		CODE	QUOTA	MATCHED
Maricopa Med Ctr-AZ				U Arizona Affil Hosps			
PHOENIX				TUCSON			
Emergency Medicine	1898110C0	10	10	Anesthesiology	1015040A0	12	12
Internal Medicine	1898140C0	10	10	Emergency Medicine	1015110C0	13	13
Medicine-Preliminary	1898140P0	4	4	Family Practice	1015120C0	8	6
Ob/Gyn-Phoenix Integ	1898220C0	6	6	Internal Medicine	1015140C0	15	15
Ob/Gyn-Preliminary	1898220P0	2	2	Medicine-Preliminary	1015140P0	9	4
Psychiatry	1898400C0	4	1	Obstetrics-Gynecology	1015220C0	4	4
Radiology-Diagnostic	1898420A0	2	2	Orthopaedic Surgery	1015260C0	3	3
General Surgery	1898440C0	4	4	Pathology	1015300C0	2	2
Surgery-Preliminary	1898440P0	11	2	Pediatrics	1015320C0	13	6
				Psychiatry	1015400C0	6	6
				Radiology-Diagnostic	1015420A0	6	6
				General Surgery	1015440C0	6	6
				Surgery-Preliminary	1015440P0	5	2
				Pediatrics/Emerg Med	1015725C0	2	2
Mayo Graduate SOM-AZ				ARKANSAS			
SCOTTSDALE				U Arkansas-Little Rock			
Anesthesiology	3200040A0	3	3	LITTLE ROCK			
Dermatology	3200080C0	2	2	Anesthesiology	1018040C0	14	14
Family Practice	3200120C0	5	4	Dermatology	1018080C0	3	3
Internal Medicine	3200140C0	9	9	Emergency Medicine	1018110C0	9	9
General Surgery	3200440C0	3	3	Family Practice	1018120C0	3	3
Surgery-Preliminary	3200440P0	2	2	Internal Medicine	1018140C0	19	19
Trans/Neurology	3200999P1	3	3	Medicine-Preliminary	1018140P0	5	5
				Obstetrics-Gynecology	1018220C0	4	4
				Orthopaedic Surgery	1018260C0	4	4
				Otolaryngology	1018280C0	3	3
				Pathology	1018300C0	4	4
				Pediatrics	1018320C0	20	20
				Phys Medicine & Rehab	1018340C0	3	3
				Psychiatry	1018400C0	8	8
				Radiology-Diagnostic	1018420C0	5	5
				Diag Rad/DIRECT Path	1018420C1	1	1
				General Surgery	1018440C0	5	5
				Surgery-Preliminary	1018440P0	10	6
				Medicine-Pediatrics	1018700C0	5	5
Phoenix Baptist Hospital-AZ				UAMS-AHEC-EI Dorado-AR			
PHOENIX				EL DORADO			
Family Medicine	2002120C0	7	7	Family Practice	2047120C0	4	4
Phoenix Child/Maricopa Med Ctr-AZ				UAMS-AHEC-Fayetteville-AR			
PHOENIX				FAYETTEVILLE			
Pediatrics	2952320C0	21	21	Family Medicine	3002120C0	9	3
Scottsdale Healthcare-Osborn-AZ				UAMS-AHEC-Ft Smith-AR			
SCOTTSDALE				FORT SMITH			
Family Practice	2967120C0	8	8	Family Medicine	3003120C0	5	5
St Josephs Hospital-AZ							
PHOENIX							
Family Practice	1012120C0	8	8				
Internal Medicine	1012140C0	2	2				
Medicine-Preliminary	1012140P0	13	13				
Pathology	1012300C0	2	2				
Pediatrics	1012320C0	10	10				
Radiology-Diagnostic	1012420A0	4	4				
Tucson Hosps Med Ed-AZ							
TUCSON							
Transitional	1014999P0	12	12				

NRMP Match Outcome for All Institutions by State 2006

	CODE	QUOTA	MATCHED		CODE	QUOTA	MATCHED
UAMS-AHEC-Jonesboro-AR				Childrens Hosp-Oakland-CA			
JONESBORO				OAKLAND			
Family Practice	2048120C0	6	4	Pediatrics	1939320C0	26	26
UAMS-AHEC-Pine Bluff-AR				Childrens Hosp-Orange Co-CA			
PINE BLUFF				ORANGE			
Family Practice	3062120C0	6	6	Pediatrics	3173320C0	16	16
UAMS-AHEC-Texarkana-AR				Contra Costa Reg Med Ctr-CA			
TEXARKANA				MARTINEZ			
Family Practice	3070120C0	6	6	Fam Prac/Martinez	2071120C0	12	12
CALIFORNIA				Glendale Adventist Med Ctr-CA			
Alameda Co Med Ctr-CA				GLENDALE			
OAKLAND				Family Practice	1023120C0	8	8
Emergency Medicine	1041110C0	10	10	Harbor-UCLA Med Ctr-CA			
Internal Medicine	1041140C0	9	9	TORRANCE			
Medicine-Primary	1041140M0	6	6	Anesthesiology	1067040A0	4	4
Medicine-Preliminary	1041140P0	3	3	Dermatology	1067080A0	1	1
Transitional	1041999P0	11	11	Emergency Medicine	1067110C0	13	13
Arrowhead Reg Med Ctr-CA				Obstetrics-Gynecology			
COLTON				Orthopaedic Surgery	1067220C0	5	5
Family Practice	1047120C0	11	11	Pathology	1067260C0	3	3
Transitional	1047999P0	12	12	Pediatrics	1067300C0	3	3
CA Pacific Med Center				Pediatrics			
SAN FRANCISCO				Psychiatry	1067320C0	10	10
Internal Medicine	1061140C0	14	14	Psychiatry	1067400C0	8	8
Medicine-Preliminary	1061140P0	14	14	Radiology-Diagnostic	1067420A0	5	5
Psychiatry	1061400C0	4	4	General Surgery	1067440C0	4	4
Radiation Oncology	1061430A0	1	1	Surgery-Preliminary	1067440P0	14	1
California Hosp Med Ctr				Transitional			
LOS ANGELES					1067999P0	20	20
Family Practice	2092120C0	5	4	Huntington Memorial Hosp-CA			
Cedars-Sinai Med Ctr-CA				PASADENA			
LOS ANGELES				Internal Medicine	1044140C0	6	6
Internal Medicine	1030140C0	41	41	Medicine-Preliminary	1044140P0	3	3
Medicine-Preliminary	1030140P0	13	13	General Surgery	1044440C0	1	1
Obstetrics-Gynecology	1030220C0	5	5	Surgery-Preliminary	1044440P0	4	3
Pathology	1030300C0	4	4	Kaiser Perm-Orange Co-CA			
Psychiatry	1030400C0	5	5	SANTA ANA			
Radiology-Diagnostic	1030420A0	3	3	Family Practice	1073120C0	6	6
General Surgery	1030440C0	3	3	Kaiser Perm-Riverside-CA			
Surgery-Preliminary	1030440P0	7	7	RIVERSIDE			
Childrens Hosp-LA-CA				Family Practice			
LOS ANGELES					3620120C0	6	6
Pediatrics	1031320C0	29	29	Kaiser Perm-Santa Clara-CA			
Copyright © National Resident Matching Program				SANTA CLARA			
				Internal Medicine			
				Medicine-Preliminary			
				Obstetrics-Gynecology			
				Internal Medicine			
				Medicine-Preliminary			
				Obstetrics-Gynecology			

NRMP Match Outcome for All Institutions by State 2006

	CODE	QUOTA	MATCHED		CODE	QUOTA	MATCHED
Kaiser Perm-Woodland Hills-CA				Medicine-Preliminary			
WOODLAND HILLS				1024140P0 15 15			
Family Practice	1001120C0	6	6	Obstetrics-Gynecology			
				1024220C0 6 6			
				Orthopaedic Surgery			
				1024260C0 4 4			
				Otolaryngology			
				1024280C0 2 2			
				Pathology			
				1024300C0 4 4			
				Pediatrics			
				1024320C0 21 21			
				Phys Medicine & Rehab			
				1024340C0 4 4			
				Plastic Surgery			
				1024360C0 2 2			
				Prev Med/Public Health			
				1024380C0 0 0			
				Psychiatry			
				1024400C0 7 7			
				Radiology-Diagnostic			
				1024420A0 7 7			
				Radiation-Oncology			
				1024430A0 1 1			
				General Surgery			
				1024440C0 6 6			
				Surgery-Preliminary			
				1024440P0 5 3			
				Surg-Prelim/NeuroSurg			
				1024440P1 2 2			
				Surg-Prelim/Urology			
				1024440P3 2 2			
				Medicine-Pediatrics			
				1024700C0 3 3			
Kaiser Permanente-Fontana-CA				Long Beach Mem Med Ctr-CA			
FONTANA				LONG BEACH			
Family Practice	2037120C0	9	9	Family Practice	1027120C0	8	8
Kaiser Permanente-LA-CA				Martin L King Jr-Drew MC-CA			
LOS ANGELES				LOS ANGELES			
Family Practice	2055120C0	9	7	Anesthesiology	2057040A0	1	1
Internal Medicine	2055140C0	11	11	Anesthesiology	2057040C0	1	1
Medicine-Preliminary	2055140P0	6	6	Anesthesiology	2057040R0	3	3
Obstetrics-Gynecology	2055220C0	5	5	Dermatology	2057080A0	2	2
Pediatrics	2055320C0	6	6	Emergency Medicine	2057110C0	12	6
Radiology-Diagnostic	2055420C0	1	1	Family Practice	2057120C0	8	8
Radiation-Oncology	2055430A0	2	2	Internal Medicine	2057140C0	3	3
General Surgery	2055440C0	3	3	Medicine-Preliminary	2057140P0	3	3
Surgery-Preliminary	2055440P0	3	2	Obstetrics-Gynecology	2057220C0	3	1
Surg-Prelim/Urology	2055440P1	2	2	Orthopaedic Surgery	2057260C0	2	2
				Otolaryngology	2057280C0	1	1
				Pediatrics	2057320C0	10	10
				Psychiatry	2057400C0	7	7
Kaiser Permanente-Oakland-CA				Mercy Med Ctr-Merced-CA			
OAKLAND				MERCED			
Internal Medicine	1042140C0	9	9	Family Practice	3080120C0	8	8
Medicine-Preliminary	1042140P0	6	6	Mercy Med Ctr-Redding-CA			
Obstetrics-Gynecology	1042220C0	4	4	REDDING			
Otolaryngology	1042280C0	2	2	Family Practice/MFHC	3081120C0	6	2
Pediatrics	1042320C0	6	6	Methodist Hosp-Sacramento-CA			
Kaiser Permanente-SF-CA				SACRAMENTO			
SAN FRANCISCO				Family Practice	1140120C0	7	7
Internal Medicine	1959140C0	6	5	Natividad Med Ctr-CA			
Medicine-Preliminary	1959140P0	11	11	SALINAS			
Obstetrics-Gynecology	1959220C0	4	4	Family Practice	2971120C0	6	6
Kern Medical Center-CA				Northridge Hosp Med Ctr-CA			
BAKERSFIELD				NORTHBRIDGE			
Emergency Medicine	1921110A0	7	7	Family Practice	3036120C0	7	7
Emergency Medicine	1921110R0	1	0				
Family Practice	1921120C0	6	6				
Internal Medicine	1921140C0	8	8				
Obstetrics-Gynecology	1921220C0	3	3				
Psychiatry	1921400C0	5	5				
General Surgery	1921440C0	2	2				
Surgery-Preliminary	1921440P0	2	0				
Transitional	1921999P0	6	6				
Loma Linda University-CA							
LOMA LINDA							
Anesthesiology	1024040A0	14	14				
Dermatology	1024080A0	2	2				
Emergency Medicine	1024110C0	13	13				
Family Medicine	1024120C0	4	4				
Family Medicine/Rural	1024120C1	2	2				
Family Med/Prevent Med	1024120C2	2	2				
Internal Medicine	1024140C0	22	22				
Medicine-Primary	1024140M0	2	1				

NRMP Match Outcome for All Institutions by State 2006

				CODE	QUOTA	MATCHED				
				CODE	QUOTA	MATCHED	CODE	QUOTA	MATCHED	
O'Connor Hospital-CA				Scripps Mercy Hosp/Chula Vista-CA						
SAN JOSE				CHULA VISTA						
Family Med/San Jose	3795120C0	6	6	Family Practice	1375120C0	6	6			
Olive View Med Ctr-CA				Scripps Mercy Hosp/San Diego-CA						
SYLMAR				SAN DIEGO						
Internal Medicine	2950140C0	17	17	Internal Medicine	1048140C0	10	10			
Medicine-Preliminary	2950140P0	11	11	Transitional	1048999P0	10	10			
				Transitional/EM-UCSD	1048999P1	8	8			
PIH Fam Prac Res-Whittier-CA				St Mary Med Ctr-Long Beach-CA						
WHITTIER				LONG BEACH						
Family Practice	2013120C0	6	6	Internal Medicine	1025140C0	7	7			
Pomona Valley Hosp-CA				St Marys Medical Ctr-CA						
POMONA				SAN FRANCISCO						
Family Practice	1350120C0	5	5	Internal Medicine	1057140C0	5	4			
Riverside County Reg Med-CA				Stanford Univ Progs-CA						
MORENO VALLEY				STANFORD						
Family Practice	1850120C0	8	8	Anesthesiology	1820040A0	20	20			
San Joaquin Gen Hosp-CA				Stanislaus Hlth Serv-CA						
FRENCH CAMP				MODESTO						
Family Practice	1021120C0	7	7	Family Practice	3004120C0	8	8			
Internal Medicine	1021140C0	6	6							
General Surgery	1021440C0	2	2							
Transitional	1021999P0	4	4							
San Mateo County Mental Hlth Svcs-CA				Sutter Health-CA						
SAN MATEO				SACRAMENTO						
Psychiatry	1010400C0	4	4	Family Prac/Sacramento	1135120C0	4	4			
Santa Barbara Cottage Hosp-CA				Sutter Health-CA						
SANTA BARBARA				SACRAMENTO						
Internal Medicine	1064140C0	6	6	Family Practice/Davis	1135120C1	2	2			
Medicine-Preliminary	1064140P0	4	4							
Radiology-Diagnostic	1064420A0	2	2							
General Surgery	1064440C0	2	2							
Surgery-Preliminary	1064440P0	3	3							
Santa Clara Valley MC-CA				Sutter Health-CA						
SAN JOSE				SACRAMENTO						
Internal Medicine	1063140C0	12	12							
Medicine-Primary	1063140M0	3	3							
Medicine-Preliminary	1063140P0	10	10							
Obstetrics-Gynecology	1063220C0	3	3							
Radiology-Diagnostic	1063420A0	5	5							
Transitional	1063999P0	15	15							
Scripps Clin/Green Hosp-CA				Sutter Health-CA						
LA JOLLA				SACRAMENTO						
Internal Medicine	1340140C0	8	8							

NRMP Match Outcome for All Institutions by State 2006

	CODE	QUOTA	MATCHED		CODE	QUOTA	MATCHED
Sutter Med Ctr-Santa Rosa-CA				UC Irvine Med Ctr-CA			
SANTA ROSA				ORANGE			
Family Practice	1065120C0	12	12	Anesthesiology	1043040A0	8	8
U Southern California				Dermatology	1043080A0	2	2
LOS ANGELES				Emergency Medicine	1043110C0	6	6
Anesthesiology	1033040A0	17	17	Family Practice	1043120C0	10	10
Dermatology	1033080A0	3	3	Internal Medicine	1043140C0	22	22
Emergency Medicine	1033110A0	18	18	Medicine-Preliminary	1043140P0	16	16
Internal Medicine	1033140C0	54	54	Obstetrics-Gynecology	1043220C0	6	6
Medicine-Preliminary	1033140P0	1	1	Orthopaedic Surgery	1043260C0	4	4
Obstetrics-Gynecology	1033220C0	10	10	Otolaryngology	1043280C0	2	2
Orthopaedic Surgery	1033260C0	10	10	Pathology	1043300C0	5	5
Otolaryngology	1033280C0	4	4	Pediatrics	1043320C0	16	16
Pathology	1033300C0	7	7	Phys Medicine & Rehab	1043340A0	5	5
Pediatrics	1033320C0	11	11	Plastic Surgery-Integrated	1043360C0	2	2
Psychiatry	1033400C0	10	8	Psychiatry	1043400C0	8	8
Radiology-Diagnostic	1033420A0	10	10	Radiology-Diagnostic	1043420A0	5	5
Radiation Oncology	1033430A0	1	1	General Surgery	1043440C0	5	5
General Surgery	1033440C0	7	7	Surgery-Prelim/Urology	1043440P1	2	2
Surgery-Preliminary	1033440P0	12	12	UC San Diego Med Ctr-CA			
Surg-Prelim-Plastic	1033440P1	3	3	SAN DIEGO			
Surg-Prelim/Neurosurgery	1033440P2	2	2	Anesthesiology	1049040A0	12	12
Surg-Prelim/Urology	1033440P4	3	3	Dermatology	1049080A0	3	3
Medicine-Pediatrics	1033700C0	6	6	Emergency Medicine	1049110A0	8	8
UC Davis Med Ctr-Sac-CA				Family Practice	1049120C0	7	7
SACRAMENTO				Internal Medicine	1049140C0	24	24
Anesthesiology	1046040A0	12	12	Int Med/Investigator Path	1049140C1	3	3
Dermatology	1046080A0	2	2	Medicine-Preliminary	1049140P0	7	7
Emergency Medicine	1046110C0	12	12	Obstetrics-Gynecology	1049220C0	6	6
Family Practice	1046120C0	10	7	Orthopaedic Surgery	1049260C0	4	4
Family Practice/OB	1046120C2	1	1	Otolaryngology	1049280C0	2	2
Internal Medicine	1046140C0	22	22	Pathology	1049300C0	5	5
Medicine-Primary	1046140M0	3	3	Pediatrics	1049320C0	14	14
Medicine-Preliminary	1046140P0	5	5	Psychiatry	1049400C0	10	10
Nuclear Medicine	1046200A0	1	1	Radiology-Diagnostic	1049420A0	6	6
Nuclear Medicine	1046200C0	1	0	Rad-Diag/Research	1049420A1	2	2
Obstetrics-Gynecology	1046220C0	6	6	General Surgery	1049440C0	6	6
Orthopaedic Surgery	1046260C0	3	3	Surgery-Preliminary	1049440P0	2	0
Ortho Surg/6 Yr Prog	1046260C1	1	1	Surg-Prelim/Neurological	1049440P1	1	1
Otolaryngology	1046280C0	3	3	Surg-Prelim/Urology	1049440P2	2	2
Pathology	1046300C0	3	3	Medicine-Pediatrics	1049700C0	4	4
Pediatrics	1046320C0	12	12	Psychiatry/Family Practice	1049720C0	2	2
Phys Medicine & Rehab	1046340A0	1	1	UC San Francisco-CA			
Phys Medicine & Rehab	1046340C0	2	2	SAN FRANCISCO			
Surgery-Plastic Surg	1046360C0	1	1	Anesthesiology	1062040A0	22	21
Psychiatry	1046400C0	9	8	Dermatology	1062080A0	3	3
Radiology-Diagnostic	1046420A0	7	7	Derm-2+2/Scientists	1062080A1	2	2
Radiation Oncology	1046430A0	1	1	Family Practice	1062120C0	13	13
General Surgery	1046440C0	8	8	Internal Medicine	1062140C0	36	36
Surgery-Preliminary	1046440P0	10	2	Medicine-Primary/UC	1062140M0	10	10
Surg-Prelim/Anesthesiology	1046440P1	1	1	Medicine-Primary/SFGH	1062140M1	5	5
Psychiatry/Family Practice	1046720C0	2	2	Medicine-Preliminary	1062140P0	4	4
				Obstetrics-Gynecology	1062220C0	8	8
				Orthopaedic Surgery	1062260C0	5	5
				Ortho Surg/Research	1062260C1	1	1

NRMP Match Outcome for All Institutions by State 2006

	CODE	QUOTA	MATCHED		CODE	QUOTA	MATCHED
UC San Francisco-CA				UCLA Neuropsych Inst-CA			
Otolaryngology	1062280C0	3	3	LOS ANGELES			
Pathology	1062300C0	7	7	Psychiatry	3030400C0	14	14
Pediatrics	1062320C0	23	23	Psych/Research 5 Yr	3030400C1	0	0
Pediatric Dermatology	1062320C1	1	1	USC Fam Med Res Prog-CA			
Pediatrics-Primary	1062320M0	4	4	LOS ANGELES			
Plastic Surgery	1062360C0	3	3	Family Practice	1460120C0	7	5
Psychiatry	1062400C0	12	12	VA Greater LA Hlth Sys-CA			
Radiology-Diagnostic	1062420A0	12	12	LOS ANGELES			
Radiation-Oncology	1062430A0	3	3	Phys Medicine & Rehab	1039340A0	8	7
General Surgery	1062440C0	7	7	Psychiatry UCLA/SFVP	1039400C0	8	8
Surgery-Preliminary	1062440P0	21	13	Ventura Cnty Med Ctr-CA			
UC San Francisco-East Bay-CA				White Mem Med Ctr-LA-CA			
OAKLAND				LOS ANGELES			
General Surgery	3625440C0	7	7	Family Practice	1040120C0	7	7
Surgery-Preliminary	3625440P0	7	0	Internal Medicine	1040140C0	5	2
UC San Francisco-Fresno-CA				Medicine-Preliminary	1040140P0	4	4
FRESNO				Obstetrics-Gynecology	1040220C0	3	3
Emergency Medicine	1022110C0	8	8	Pediatrics	1040320C0	4	4
Family Practice	1022120C0	10	10	COLORADO			
Internal Medicine	1022140C0	8	8	Denver Health Med Ctr-CO			
Medicine-Preliminary	1022140P0	12	12	DENVER			
Obstetrics-Gynecology	1022220C0	3	3	Emergency Medicine	1077110C0	14	14
Pediatrics	1022320C0	10	10	Exempla St Joseph Hosp-CO			
Psychiatry	1022400C0	4	4	DENVER			
General Surgery	1022440C0	3	3	Family Practice	1074120C0	8	8
UCLA Medical Center-CA				Internal Medicine	1074140C0	9	9
LOS ANGELES				Medicine-Preliminary	1074140P0	10	10
Anesthesiology	1956040A0	2	2	Obstetrics-Gynecology	1074220C0	4	4
Anesthesiology	1956040C0	19	19	General Surgery	1074440C0	3	3
Dermatology	1956080A0	3	3	Surgery-Preliminary	1074440P0	9	4
Dermatology/5yr Star	1956080A1	0	0	Ft Collins Fam Med-CO			
Emergency Medicine	1956110A0	11	11	FORT COLLINS			
Family Medicine/Mid Valley	1956120C0	4	1	Family Medicine	3063120C0	6	6
Fam Med/UCLA/Santa Monica	1956120C1	8	8	Healthone Alliance-CO			
Internal Medicine	1956140C0	30	30	DENVER			
Medicine-Preliminary	1956140P0	4	4	Transitional	2065999P0	12	12
Obstetrics-Gynecology	1956220C0	7	7	North Colorado Med Ctr			
Ob/Gyn-Preliminary	1956220P0	2	0	GREELEY			
Orthopaedic Surgery	1956260C0	6	6	Family Medicine	1853120C0	7	7
Otolaryngology	1956280C0	5	5	Family Medicine/Wray	1853120C1	1	1
Pathology	1956300C0	4	4	Family Med/Sunrise	1853120C2	1	1
Pediatrics	1956320C0	23	23				
Peds/Comm Hlth & Advocacy	1956320M0	6	6				
Radiology-Diagnostic	1956420A0	10	10				
General Surgery	1956440C0	6	6				
Surgery-Plastic Surg	1956440C1	1	1				
Surgery-Preliminary	1956440P0	9	4				
Surg-Prelim/Neurosurgery	1956440P1	3	3				
Surg-Prelim/Urology	1956440P2	2	2				
Medicine-Pediatrics	1956700C0	4	4				
Medicine-Emergency Med	1956705C0	2	2				

NRMP Match Outcome for All Institutions by State 2006

	CODE	QUOTA	MATCHED		CODE	QUOTA	MATCHED
Penrose Hospital-CO				Greenwich Hospital-CT			
COLORADO SPRINGS				GREENWICH			
Pathology	2021300C0	2	1	Internal Medicine	1082140C0	4	4
St Anthony Hospitals-CO				Medicine-Preliminary	1082140P0	7	7
DENVER				Med-Prelim/Rad -Yale-NH	1082140P1	0	0
Family Medicine	1922120C0	9	9	Griffin Hospital-CT			
St Mary-Corwin Med Ctr-CO				DERBY			
PUEBLO				Internal Medicine	1977140C0	2	2
Family Medicine	3005120C0	4	2	Medicine-Preliminary	1977140P0	6	6
St Marys Fam Prac Res-CO				Medicine-Prevent Med/General	1977751C0	1	1
GRAND JUNCTION				Medicine-Prevent Med/Cancer	1977751C1	1	1
Family Practice	3069120C0	8	8	Hartford Hospital-CT			
U Colorado SOM-Denver				HARTFORD			
DENVER				Pathology	1083300C0	1	1
Anesthesiology	1076040A0	10	10	Psychiatry	1083400C0	3	2
Dermatology	1076080A0	4	4	Radiology-Diagnostic	1083420A0	5	5
Family Med/Denver Hlth	1076120C0	2	0	Hosp of St Raphael-CT			
Family Med/Rose Med Ctr	1076120C1	6	6	NEW HAVEN			
Family Med/Swedish Med	1076120C2	6	6	Internal Medicine	1090140C0	10	10
Family Med/Univ Hosp	1076120C3	6	1	Medicine-Preliminary	1090140P0	6	6
Internal Medicine	1076140C0	38	36	Radiology-Diagnostic	1090420A0	4	2
Medicine-Primary	1076140M0	9	9	General Surgery	1090440C0	4	4
Medicine-Preliminary	1076140P0	7	7	Surgery-Preliminary	1090440P0	4	4
Obstetrics-Gynecology	1076220C0	9	9	Transitional	1090999P0	9	9
Orthopaedic Surgery	1076260C0	4	4	Middlesex Hospital-CT			
Otolaryngology	1076280C0	3	3	MIDDLETOWN			
Pathology	1076300C0	6	6	Family Practice	1087120C0	8	5
Pediatrics	1076320C0	25	25	Norwalk Hospital-CT			
Phys Medicine & Rehab	1076340A0	4	4	NORWALK			
Psychiatry	1076400C0	12	12	Internal Medicine	1093140C0	5	5
Radiology-Diagnostic	1076420A0	7	7	Medicine-Preliminary	1093140P0	5	5
General Surgery	1076440C0	8	8	Radiology-Diagnostic	1093420A0	2	2
Surgery-Preliminary	1076440P0	12	3	St Francis Hospital-CT			
Pediatrics-PM&R	1076735C0	0	0	HARTFORD			
CONNECTICUT				Obstetrics-Gynecology	1085220C0	4	4
Bridgeport Hospital-CT				St Marys Hospital-CT			
BRIDGEPORT				WATERBURY			
Internal Medicine	1079140C0	9	9	Internal Medicine	1096140C0	3	3
Obstetrics-Gynecology	1079220C0	3	3	Medicine-Preliminary	1096140P0	5	4
Radiology-Diagnostic	1079420A0	1	1	General Surgery	1096440C0	2	2
Radiology-Diagnostic	1079420C0	2	2	Surgery-Preliminary	1096440P0	2	2
Danbury Hospital-CT				St Vincents Med Ctr-CT			
DANBURY				BRIDGEPORT			
Internal Medicine	1081140C0	3	3	Internal Medicine	1080140C0	7	7
Internal Medicine	1081140P0	5	5	Medicine-Preliminary	1080140P0	3	3
Obstetrics-Gynecology	1081220C0	3	3	Radiology-Diagnostic	1080420A0	5	2
Pathology	1081300C0	2	2	Transitional	1080999P0	4	4

NRMP Match Outcome for All Institutions by State 2006

	CODE	QUOTA	MATCHED
Stamford Hosp/Columbia-CT			
STAMFORD			
Family Practice	1095120C0	5	5
Internal Medicine	1095140C0	2	2
Medicine-Preliminary	1095140P0	2	2
Obstetrics-Gynecology	1095220C0	3	3
General Surgery	1095440C0	2	2
Surgery-Preliminary	1095440P0	2	1

	CODE	QUOTA	MATCHED
U Connecticut Hlth Ctr			
FARMINGTON			
Anesthesiology	1094040A0	6	5
Emergency Medicine	1094110C0	12	12
Family Practice	1094120C0	5	5
Internal Medicine	1094140C0	17	17
Medicine-Primary	1094140M0	7	7
Medicine-Preliminary	1094140P0	6	3
Obstetrics-Gynecology	1094220C0	9	9
Orthopaedic Surgery	1094260C0	4	3
Otolaryngology	1094280C0	2	2
Pediatrics	1094320C0	17	17
Psychiatry	1094400C0	5	5
Radiology-Diagnostic	1094420A0	2	2
General Surgery	1094440C0	6	6
Surgery-Preliminary	1094440P0	3	3
Surg-Prelim/Urology	1094440P1	3	3
Pediatrics-Medical Genetics	1094765C0	1	0

	CODE	QUOTA	MATCHED
Waterbury Hospital-CT			
WATERBURY			
General Surgery	1097440C0	2	2
Surgery-Preliminary	1097440P0	2	2

	CODE	QUOTA	MATCHED
Yale-New Haven Hosp-CT			
NEW HAVEN			
Anesthesiology	1089040A0	17	17
Dermatology	1089080A0	3	3
Emergency Medicine	1089110C0	11	11
Internal Medicine	1089140C0	32	32
Medicine-Primary	1089140M0	14	14
Medicine-Preliminary	1089140P0	10	6
Medicine-Primary-Prelim	1089140P1	6	6
Obstetrics-Gynecology	1089220C0	6	6
Ob/Gyn-Preliminary	1089220P0	1	1
Orthopaedic Surgery	1089260C0	5	5
Otolaryngology	1089280C0	2	2
Pathology/Comb-Anat & Clin	1089300C0	5	5
Anatomic Pathology Only	1089300C1	3	3
Pediatrics	1089320C0	18	18
Plastic Surgery	1089360C0	2	2
Psych/Yale-New Haven	1089400C0	6	6
Psychiatry/St Raphael	1089400C1	6	6
Combined Adult/Child Psych	1089400C2	2	2
Radiology-Diagnostic	1089420A0	7	7
Radiation-Oncology	1089430A0	1	1
General Surgery	1089440C0	5	5
Surgery-Preliminary	1089440P0	9	9
Medicine-Pediatrics	1089700C0	4	4

DELAWARE

	CODE	QUOTA	MATCHED
Christiana Care-DE			
NEWARK			
Emergency Medicine	1099110C0	12	12
Family Medicine	1099120C0	4	3
Internal Medicine	1099140C0	6	4
Medicine-Preliminary	1099140P0	8	8
Obstetrics-Gynecology	1099220C0	4	4
Radiology-Diagnostic	1099420A0	2	2
Radiology-Diagnostic	1099420C0	2	1
General Surgery	1099440C0	5	5
Surgery-Preliminary	1099440P0	1	0
Medicine-Pediatrics	1099700C0	6	6
Medicine-Emergency Med	1099705C0	3	2
Transitional	1099999P0	6	6

	CODE	QUOTA	MATCHED
St Francis Hospital-DE			
WILMINGTON			
Family Practice	2058120C0	5	5

DISTRICT OF COLUMBIA

	CODE	QUOTA	MATCHED
Childrens Natl Med Ctr-DC			
WASHINGTON			
Pediatrics	1070320C0	20	20
Pediatrics-Primary	1070320M0	4	4
Peds-Howard/CNMC Comm Hlth	1070320M1	6	6

	CODE	QUOTA	MATCHED
George Washington Univ-DC			
WASHINGTON			
Anesthesiology	1802040A0	7	7
Emergency Medicine	1802110A0	8	8
Internal Medicine	1802140C0	20	20
Medicine-Primary	1802140M0	5	5
Medicine-Preliminary	1802140P0	12	12
Obstetrics-Gynecology	1802220C0	10	10
Orthopaedic Surgery	1802260C0	4	4
Otolaryngology	1802280C0	1	1
Pathology	1802300C0	3	2
Psychiatry	1802400C0	6	6
Radiology-Diagnostic	1802420A0	4	4
General Surgery	1802440C0	4	4
Surg-Prelim/Urology	1802440P0	2	2
Surg-Prelim/Neurosurgery	1802440P1	1	1

	CODE	QUOTA	MATCHED
Georgetown Univ Hosp-DC			
WASHINGTON			
Anesthesiology	1801040A0	5	5
Internal Medicine	1801140C0	29	29
Medicine-Preliminary	1801140P0	10	10
Obstetrics-Gynecology	1801220C0	6	6
Orthopaedic Surgery	1801260C0	4	4
Otolaryngology	1801280C0	3	3
Pathology	1801300C0	2	0
Pediatrics	1801320C0	10	10

NRMP Match Outcome for All Institutions by State 2006

	CODE	QUOTA	MATCHED		CODE	QUOTA	MATCHED
Georgetown Univ Hosp-DC				Cleveland Clinic Florida			
Plastic Surgery	1801360C0	3	3	WESTON			
Psychiatry	1801400C0	6	6	Internal Medicine	1383140C0	3	3
Radiology-Diagnostic	1801420A0	4	4	Florida Hosp-Orlando-FL			
Radiation-Oncology	1801430A0	1	1	ORLANDO			
General Surgery	1801440C0	5	5	Family Practice	1102120C0	16	6
Surgery-Preliminary	1801440P0	3	3	Halifax Med Ctr-FL			
Medicine-Pediatrics	1801700C0	4	4	DAYTONA BEACH			
Transitional	1801999P0	12	12	Family Practice	1629120C0	8	8
Howard Univ Hosp-DC				Jackson Memorial Hosp-FL			
WASHINGTON				MIAMI			
Dermatology	2193080A0	3	3	Anesthesiology	1104040A0	7	7
Family Practice	2193120C0	6	6	Anesthesiology/Pediatrics	1104040C2	2	1
Internal Medicine	2193140C0	22	22	Anesthesiology Internship	1104040C3	18	18
Medicine-Preliminary	2193140P0	11	8	Dermatology	1104080A0	7	7
Obstetrics-Gynecology	2193220C0	4	4	Family Medicine	1104120C0	8	7
Orthopaedic Surgery	2193260C0	4	4	Internal Medicine	1104140C0	38	38
Pathology	2193300C0	2	2	Medicine-Preliminary	1104140P0	10	10
Psychiatry	2193400C0	4	4	Neuro Surgery-Prelim	1104160P0	2	2
General Surgery	2193440C0	5	5	Neurology-Prelim	1104180P0	4	3
Surgery-Preliminary	2193440P0	4	3	Nuclear Medicine	1104200A0	2	0
NRH National Rehab Hospital-DC				Mayo Graduate SOM-FL			
WASHINGTON				JACKSONVILLE			
Phys Medicine & Rehab	3191340A0	4	4	Anesthesiology	1032040A0	4	4
Providence Hospital-DC				Miami Childrens Hosp-FL			
WASHINGTON				MIAMI			
Family Medicine	1803120C0	5	5	Pediatrics	1110320C0	22	22
Internal Medicine	1803140C0	7	7				
St Elizabeths Hosp/DMH-DC							
WASHINGTON							
Psychiatry	1804400C0	6	6				
Washington Hosp Ctr-DC							
WASHINGTON							
Dermatology	1800080A0	2	2				
Emergency Medicine	1800110C0	8	8				
Internal Medicine	1800140C0	16	16				
Medicine-Preliminary	1800140P0	15	15				
Obstetrics-Gynecology	1800220C0	5	5				
Pathology	1800300C0	2	2				
General Surgery	1800440C0	5	5				
Surgery-Preliminary	1800440P0	6	2				
Medicine-Dermatology	1800785C0	2	1				
FLORIDA							
Bayfront Med Ctr-FL							
ST PETERSBURG							
Family Practice	1911120C0	8	7				
Obstetrics-Gynecology	1911220C0	4	2				

NRMP Match Outcome for All Institutions by State 2006

	CODE	QUOTA	MATCHED		CODE	QUOTA	MATCHED
Mt Sinai Med Ctr-Miami-FL				Pathology C - 100275			
MIAMI BEACH				1824300C0 6 6			
Internal Medicine	1105140C0	10	10	Pediatrics C - 100296			
Medicine-Preliminary	1105140P0	7	7	1824320C0 15 15			
Pathology	1105300C0	1	1	Psychiatry C - 100256			
Radiology-Diagnostic	1105420A0	5	5	1824400C0 7 7			
General Surgery	1105440C0	2	2	Radiol Diag Adv - 100374			
Surgery-Preliminary	1105440P0	4	2	1824420A0 8 8			
				Radiation Onc Adv 100385			
				1824430A0 2 2			
				Surgery C - 100286			
				1824440C0 5 5			
				Surg-Prelim - 100286			
				1824440P0 5 3			
				Surg-Prelim/Neurosurgery			
				1824440P1 3 3			
Orlando Reg Healthcare-FL				U Florida-Sacred Heart Hosp			
ORLANDO				PENSACOLA			
Emergency Medicine	1107110C0	12	12	Pediatrics			
Internal Medicine	1107140C0	12	12	1826320C0 7 7			
Obstetrics-Gynecology	1107220C0	6	6	U South Florida COM-Tampa			
Orthopaedic Surgery	1107260C0	3	3	TAMPA			
Pathology	1107300C0	3	2	Anesthesiology			
Pediatrics	1107320C0	14	8	1109040C0 7 7			
General Surgery	1107440C0	4	4	Dermatology			
Surgery-Preliminary	1107440P0	6	1	1109080A0 3 3			
				Emergency Medicine			
				1109110C0 6 6			
				Family Practice			
				1109120C0 8 8			
				Internal Medicine			
				1109140C0 27 27			
				Neurological Surgery			
				1109160C0 2 2			
				Obstetrics-Gynecology			
				1109220C0 5 5			
				Otolaryngology			
				1109280C0 2 2			
				Pathology			
				1109300C0 4 4			
				Pediatrics			
				1109320C0 16 16			
				Phys Medicine & Rehab			
				1109340C2 2 2			
				Plastic Surgery			
				1109360C1 3 3			
				Psychiatry			
				1109400C0 6 6			
				Radiology-Diagnostic			
				1109420A0 6 6			
				General Surgery			
				1109440C0 6 6			
				Surgery-Preliminary			
				1109440P0 2 2			
				Surg-Prelim/Urology			
				1109440P1 2 2			
				Medicine-Pediatrics			
				1109700C0 4 2			
St Vincents Med Ctr-FL				GEORGIA			
JACKSONVILLE				Atlanta Med Ctr-GA			
Family Medicine	3125120C0	7	7	ATLANTA			
				Family Practice			
				1112120C0 6 6			
				Internal Medicine			
				1112140C0 5 5			
				Obstetrics-Gynecology			
				1112220C0 3 3			
				Orthopaedic Surgery			
				1112260C0 3 3			
				General Surgery			
				1112440C0 2 2			
				Surgery-Preliminary			
				1112440P0 4 2			
Tallahassee Mem Healthcare-FL				Emory Univ SOM-GA			
TALLAHASSEE				ATLANTA			
Family Medicine	2926120C0	9	6	Anesthesiology			
				1113040A0 14 14			
				Anesthesiology-Prelim			
				1113040P0 3 3			
				Dermatology			
				1113080A0 4 4			
				Emergency Medicine			
				1113110C0 18 18			
				Family Medicine			
				1113120C0 8 8			
				Internal Medicine			
				1113140C0 44 44			
				Medicine-Primary			
				1113140M0 8 8			
				Medicine-Preliminary			
				1113140P0 5 5			
				Obstetrics-Gynecology			
				1113220C0 9 9			
				Orthopaedic Surgery			
				1113260C0 5 5			
U Florida COM-Pensacola				U Florida HSC-Jacksonville			
PENSACOLA				JACKSONVILLE			
Obstetrics-Gynecology	3151220C0	3	3	Emergency Medicine			
				1101110C0 15 15			
				Internal Medicine			
				1101140C0 11 11			
				Medicine-Preliminary			
				1101140P0 7 7			
				Obstetrics-Gynecology			
				1101220C0 6 6			
				Orthopaedic Surgery			
				1101260C0 4 4			
				Pathology			
				1101300C0 2 2			
				Pediatrics			
				1101320C0 11 11			
				Radiology-Diagnostic			
				1101420A0 5 5			
				General Surgery			
				1101440C0 4 4			
				Surgery-Preliminary			
				1101440P0 4 0			
U Florida Prog-Shands Hosp				U Florida HSC-Jacksonville			
GAINESVILLE				JACKSONVILLE			
Anesthes Adv - 100254	1824040A0	8	8	Emergency Medicine			
Anesthes C - 100254	1824040C0	7	7	1101110C0 15 15			
Dermatology C - 100277	1824080C0	2	2	Internal Medicine			
Emergency Medicine	1824110C0	3	3	1101140C0 11 11			
Fam Prac SAGH - 103588	1824120C0	8	8	Medicine-Preliminary			
Internal Med C - 100277	1824140C0	20	20	1101140P0 7 7			
Int. Med Prelim - 100277	1824140P0	8	8	Obstetrics-Gynecology			
Ob-Gyn C - 100294	1824220C0	4	4	1101220C0 6 6			
Orthopedic C - 100246	1824260C0	3	3	Orthopaedic Surgery			
Otolaryngology	1824280C0	2	2	1101260C0 4 4			

NRMP Match Outcome for All Institutions by State 2006

	CODE	QUOTA	MATCHED		CODE	QUOTA	MATCHED
Emory Univ SOM-GA				Mercer U SOM/Med Ctr Central GA			
Otolaryngology	1113280C0	3	3	MACON			
Pathology	1113300C0	9	9	Family Practice	1120120C0	6	6
Pediatrics	1113320C0	18	18	Internal Medicine	1120140C0	5	5
Phys Medicine & Rehab	1113340A0	6	5	Obstetrics-Gynecology	1120220C0	3	3
Psychiatry	1113400C0	12	12	Pediatrics	1120320C0	6	4
Radiology-Diagnostic	1113420A0	14	14	General Surgery	1120440C0	3	3
Radiology-Preliminary	1113420P0	6	6	Morehouse Sch of Med-GA			
Radiation-Oncology	1113430C0	3	3	ATLANTA			
General Surgery	1113440C0	9	9	Family Practice	2099120C0	5	5
Surgery-Preliminary	1113440P0	6	1	Internal Medicine	2099140C0	10	10
Surg-Prelim/Urology	1113440P1	3	3	Medicine-Preliminary	2099140P0	3	3
Surg-Prelim/Neuro Surg	1113440P3	3	3	Obstetrics-Gynecology	2099220C0	3	3
Transitional	1113999P0	15	15	Pediatrics	2099320C0	5	5
Floyd Med Ctr-GA				Phoebe Putney Mem Hosp-GA			
ROME				ALBANY			
Family Practice	1992120C0	5	5	Family Medicine	1020120C0	6	2
Med Coll Georgia-Augusta				HAWAII			
AUGUSTA				University of Hawaii			
Anesthesiology	1985040C0	7	7	HONOLULU			
Dermatology	1985080A0	3	3	Family Medicine	3350120C0	6	6
Emergency Medicine	1985110C0	9	9	Internal Medicine	3350140C0	14	14
Family Medicine	1985120C0	7	7	Medicine-Preliminary	3350140P0	6	6
Fam Prac/Waycross	1985120C1	2	2	Obstetrics-Gynecology	3350220C0	6	6
Internal Medicine	1985140C0	8	8	Ob/Gyn-Preliminary	3350220P0	1	1
Medicine-Preliminary	1985140P0	12	12	Orthopaedic Surgery	3350260C0	1	1
Neurological Surgery	1985160C0	2	2	Ortho Surg/Research	3350260C1	1	1
Obstetrics-Gynecology	1985220C0	4	4	Pathology	3350300C0	4	4
Orthopaedic Surgery	1985260C0	3	3	Pediatrics	3350320C0	6	6
Otolaryngology	1985280C0	2	2	Psychiatry	3350400C0	8	7
Pathology	1985300C0	3	1	General Surgery	3350440C0	3	3
Pediatrics	1985320C0	12	12	Surgery-Preliminary	3350440P0	7	2
Psychiatry	1985400C0	5	5	Peds/Psych/Child Psych	3350730C0	2	2
Radiology-Diagnostic	1985420A0	4	4	Transitional	3350999P0	9	9
General Surgery	1985440C0	5	5	IDAHO			
Urology	1985480C0	2	0	Family Medicine Residency of Idaho			
Med Ctr of Columbus-GA				BOISE			
COLUMBUS				Family Medicine	3039120C0	8	8
Family Medicine	1118120C0	8	8	Family Med/Rural Track	3039120C1	2	2
Transitional	1118999P0	3	3	Idaho State University			
Memorial Hlth-Univ Med Ctr-GA				POCATELLO			
SAVANNAH				Family Medicine	1005120C0	6	6
Family Medicine	1971120C0	2	1				
Internal Medicine	1971140C0	6	6				
Medicine-Preliminary	1971140P0	2	1				
Obstetrics-Gynecology	1971220C0	4	3				
Pediatrics	1971320C0	5	3				
Radiology-Diagnostic	1971420A0	3	3				
General Surgery	1971440C0	3	3				

NRMP Match Outcome for All Institutions by State 2006

	CODE	QUOTA	MATCHED		CODE	QUOTA	MATCHED
VA Medical Ctr-Boise-ID				La Grange Mem Hosp-IL			
BOISE				LAGRANGE			
Medicine-Preliminary	1172140P0	6	6	Family Practice	3037120C0	7	7
ILLINOIS				Louis Weiss/U Chicago-IL			
Advocate Christ Med Ctr-IL				CHICAGO			
OAK LAWN				Internal Medicine			
Emergency Medicine	1131110C0	11	11	Medicine-Preliminary	1846140C0	3	3
Family Practice	1131120C0	5	5	Transitional	1846140P0	4	4
Pediatrics	1131320C0	12	9	Loyola Univ Med Ctr-IL			
Advocate IL Masonic Med Ctr				MAYWOOD			
CHICAGO				Anesthesiology			
Anesthesiology	1137040C0	2	2	Anesthesiology	1170040A0	4	4
Internal Medicine	1137140C0	5	5	Dermatology	1170040C0	8	8
Medicine-Preliminary	1137140P0	7	3	FM Cook Cnty-Loyola-Provident	1170080A0	2	2
Obstetrics-Gynecology	1137220C0	3	3	Internal Medicine	1170120C0	12	12
Radiology-Diagnostic	1137420C0	3	3	Internal Medicine	1170140C0	29	29
Advocate Lutheran Gen Hosp-IL				Medicine-Preliminary			
PARK RIDGE				Obstetrics-Gynecology			
Family Practice	1176120C0	8	7	Orthopaedic Surgery	1170220C0	4	4
Internal Medicine	1176140C0	12	12	Otolaryngology	1170260C0	5	5
Medicine-Preliminary	1176140P0	13	13	Pathology	1170280C0	3	3
Obstetrics-Gynecology	1176220C0	3	3	Pediatrics	1170300C0	4	4
Pediatrics	1176320C0	10	10	Pediatrics	1170320C0	10	10
Psychiatry	1176400C0	3	3	Phys Medicine & Rehab	1170340A0	2	2
Carle Foundation Hosp-IL				Phys Medicine & Rehab			
URBANA				Psychiatry			
Family Practice	1226120C0	3	3	Radiology-Diagnostic	1170400C0	5	3
Family Prac/Rural	1226120C1	1	1	Radiology-Diagnostic	1170420A0	6	6
Cook County-Stroger Hospital-IL				Radiation-Oncology			
CHICAGO				General Surgery			
Anesthesiology	1127040C0	2	2	Surgery-Preliminary	1170440C0	6	6
Dermatology	1127080A0	3	3	Surg-Prelim/Neurosurgery	1170440P0	9	0
Emergency Medicine	1127110A0	16	16	Surg-Prelim/Urology	1170440P1	2	2
Emergency Medicine	1127110C0	2	2	Medicine-Pediatrics	1170440P2	3	3
Internal Medicine	1127140C0	11	11	Medicine-Pediatrics	1170700C0	4	4
Medicine-Primary	1127140M0	2	2	MacNeal Mem Hosp-IL			
Medicine-Preliminary	1127140P0	6	4	BERWYN			
Obstetrics-Gynecology	1127220C0	5	5	Family Medicine	1121120C0	10	10
Pathology	1127300C0	3	3	Transitional	1121999P0	13	13
Pediatrics	1127320C0	13	13	Marianjoy Rehab Hosp-IL			
Radiology-Diagnostic	1127420A0	4	4	WHEATON			
Hinsdale Hospital-IL				Phys Medicine & Rehab			
HINSDALE				1103340A0			
Family Practice	3006120C0	9	6	Mercy Hosp & Med Ctr-IL			
Jackson Park Hosp-IL				CHICAGO			
CHICAGO				Internal Medicine			
Family Practice	1119120C0	3	1	Obstetrics-Gynecology	1141140C0	6	6
					1141220C0	3	3
Michael Reese Hosp-IL				CHICAGO			
CHICAGO				Medicine-Preliminary			
					1142140P0	3	3

NRMP Match Outcome for All Institutions by State 2006

	CODE	QUOTA	MATCHED		CODE	QUOTA	MATCHED
Mt Sinai Hosp Med Ctr-IL				Resurrection Med Ctr-IL			
CHICAGO				CHICAGO			
Family Practice	1144120C0	5	5	Emergency Medicine	1937110C0	13	13
Obstetrics-Gynecology	1144220C0	3	3	Family Medicine	1937120C0	5	5
Pediatrics	1144320C0	6	6	Transitional	1937999P0	14	14
Northwestern McGaw/CMH-IL				Rush University Med Ctr-IL			
CHICAGO				CHICAGO			
Pediatrics	1842320C0	31	31	Anesthesiology	1147040A0	8	6
Northwestern McGaw/ENH-IL				Rush-Copley Med Ctr-IL			
EVANSTON				AURORA			
Family Practice	2090120C0	4	4	Family Practice	1323120C0	4	4
Internal Medicine	2090140C0	15	15	SIU Carbondale-IL			
Medicine-Preliminary	2090140P0	13	13	CARBONDALE			
Pathology	2090300C0	3	3	Family Practice	2948120C0	5	5
Transitional	2090999P0	10	10	SIU Decatur-IL			
Northwestern McGaw/NMH/VA-IL				DECATUR			
CHICAGO				Family Practice	2016120C0	5	5
Anesthesiology/3 Yr	2247040A0	10	10	SIU SOM & Affil Hosps-IL			
Anesthesiology/4 Yr	2247040C0	8	8	SPRINGFIELD			
Dermatology	2247080A0	3	3	Dermatology	2922080C0	2	2
Emergency Medicine	2247110C0	12	12	Family Practice	2922120C0	7	7
Internal Medicine	2247140C0	40	40	Internal Medicine	2922140C0	12	12
Medicine-Preliminary	2247140P0	8	8	Medicine-Preliminary	2922140P0	5	4
Obstetrics-Gynecology	2247220C0	10	10	Med-Prelim/Neurology	2922140P1	2	2
Orthopaedic Surgery	2247260C0	9	9	Obstetrics-Gynecology	2922220C0	3	3
Otolaryngology	2247280C0	3	3	Orthopaedic Surgery	2922260C0	3	3
Pathology	2247300C0	3	3	Otolaryngology	2922280C0	2	2
Path-Investigator Trk	2247300C1	1	1	Pediatrics	2922320C0	6	5
Plastic Surgery	2247360C0	2	2	Plastic Surgery	2922360C0	2	2
Psychiatry	2247400C0	7	7	Psychiatry	2922400C0	3	3
Radiology-Diagnostic	2247420A0	9	9	Radiology-Diagnostic	2922420C0	2	2
Radiation Oncology/4 yr	2247430A0	2	2				
General Surgery	2247440C0	5	5				
Surgery-Preliminary	2247440P0	14	13				
Northwestern McGaw/RIC-IL							
CHICAGO							
Phys Medicine & Rehab	2155340A0	8	8				
Phys Medicine & Rehab	2155340C0	4	4				
Quincy Fam Prac Ctr-IL							
QUINCY							
Family Practice	2026120C0	5	1				
RFUMS/Chicago Med Sch-IL							
NORTH CHICAGO							
Internal Medicine	3053140C0	14	14				
Psychiatry	3053400C0	3	3				
General Surgery	3053440C0	4	4				
Surgery-Preliminary	3053440P0	1	0				

NRMP Match Outcome for All Institutions by State 2006

	CODE	QUOTA	MATCHED		CODE	QUOTA	MATCHED
SIU SOM & Affil Hosps-IL				Pediatrics			
General Surgery	2922440C0	3	2		1175320C0	6	6
Surg-Prelim/Urology	2922440P2	2	2	Radiology-Diagnostic	1175420C0	4	2
Medicine-Psychiatry	2922715C0	2	2	General Surgery	1175440C0	3	3
				Surgery-Preliminary	1175440P0	1	1
				Medicine-Pediatrics	1175700C0	8	8
Schwab Rehab Hosp-IL				U Illinois COM-Chicago			
CHICAGO				CHICAGO			
Phys Medicine & Rehab	1339340A0	5	5	Anesthesiology	1150040C0	10	10
				Dermatology	1150080A0	4	4
St Elizabeths Hosp-IL				Emergency Medicine	1150110C0	13	13
CHICAGO				Family Practice/UIH	1150120C1	6	2
Family Practice	1153120C0	5	5	Internal Med/UIC Christ	1150140C0	10	10
				Internal Medicine/UIH	1150140C1	32	32
St Francis Hosp-Evanston-IL				Medicine-Prelim/UIH	1150140P0	8	8
EVANSTON				Med-Prelim/UIC Christ	1150140P1	5	5
Internal Medicine	1168140C0	12	12	Obstetrics-Gynecology	1150220C0	7	7
Medicine-Preliminary	1168140P0	7	7	Orthopaedic Surgery	1150260C0	7	7
Obstetrics-Gynecology	1168220C0	2	2	Otolaryngology	1150280C0	4	4
Radiology-Diagnostic	1168420A0	1	1	Pathology	1150300C0	8	6
Transitional	1168999P0	10	10	Pediatrics	1150320C0	13	13
				Psychiatry	1150400C0	12	12
St Joseph Hosp-IL				Radiology-Diagnostic/UIC	1150420A0	8	8
CHICAGO				General Surgery	1150440C0	6	6
Family Practice	1405120C0	6	6	Surgery-Preliminary	1150440P0	2	2
Internal Medicine	1405140C0	7	7	Medicine-Pediatrics	1150700C0	4	4
Medicine-Preliminary	1405140P0	5	5	Medicine-Emergency Med	1150705C0	2	2
Obstetrics-Gynecology	1405220C0	3	3				
General Surgery	1405440C0	1	1	U Illinois COM-Rockford			
Preliminary Surgery	1405440P0	3	0	ROCKFORD			
Transitional	1405999P0	6	6	Family Practice	2268120C0	6	3
				Fam Prac/Dixon Rural Trk	2268120C1	1	1
St Mary Nazareth Hosp-IL				U Illinois COM-Urbana			
CHICAGO				URBANA			
Family Practice	1154120C0	8	7	Internal Medicine	2046140C0	9	9
				Medicine-Primary	2046140M0	0	0
Swedish Covenant Hosp-IL				Medicine-Preliminary	2046140P0	5	4
CHICAGO							
Family Practice	1159120C0	6	3	UIC/Illinois Masonic FMR			
Transitional	1159999P0	8	8	CHICAGO			
				Family Practice	3131120C0	6	6
U IL-Methodist Med Ctr				Univ of Chicago Hosp-IL			
PEORIA				CHICAGO			
Family Practice	2267120C0	10	10	Anesthesiology	1160040A0	9	9
				Anesthesiology	1160040C0	7	7
U IL-Metro Group Hosp				Dermatology	1160080A0	3	3
CHICAGO				Emergency Medicine	1160110C0	15	15
General Surgery	2920440C0	6	6	Internal Medicine	1160140C0	32	32
Surgery-Preliminary	2920440P0	7	7	Int Med/MD Scientist	1160140C1	0	0
				Medicine-Preliminary	1160140P0	10	8
U IL-St Francis Med Ctr				Neurological Surgery	1160160C0	2	2
PEORIA				Obstetrics-Gynecology	1160220C0	6	6
Emergency Medicine	1175110C0	10	10	Orthopaedic Surgery	1160260C0	4	4
Internal Medicine	1175140C0	5	5	Otolaryngology	1160280C0	2	2
Medicine-Preliminary	1175140P0	2	1	Pathology	1160300C0	6	6
Neurology	1175180C0	2	1	Pediatrics	1160320C0	18	18
Obstetrics-Gynecology	1175220C0	2	2				

NRMP Match Outcome for All Institutions by State 2006

	CODE	QUOTA	MATCHED		CODE	QUOTA	MATCHED
Univ of Chicago Hosp-IL				Otolaryngology-Clinical	1187280C0	2	2
Plastic Surgery	1160360C0	2	2	Otolaryngology-Research	1187280C1	1	1
Psychiatry	1160400C0	5	1	Pathology	1187300C0	5	5
Radiology-Diagnostic	1160420A0	5	5	Pediatrics	1187320C0	24	24
Radiology-Diagnostic	1160420C0	2	2	Phys Medicine & Rehab	1187340A0	2	2
Radiation-Oncology	1160430A0	3	3	Psychiatry	1187400C0	6	4
General Surgery	1160440C0	6	6	Radiology-Diagnostic	1187420A0	15	15
Urology	1160480C0	2	2	Radiology-Diagnostic	1187420C0	0	0
Medicine-Pediatrics	1160700C0	4	4	Radiation Oncology	1187430A0	1	1
West Suburban Med Ctr-IL				General Surgery	1187440C0	9	9
OAK PARK				Surgery-Preliminary	1187440P0	9	9
Family Practice	1173120C0	6	6	Medicine-Pediatrics	1187700C0	14	14
Internal Medicine	1173140C0	4	4	Pediatrics/Emerg Med	1187725C0	2	2
Medicine-Preliminary	1173140P0	1	1	Peds/Psych/Child Psych	1187730C0	2	2
Transitional	1173999P0	8	8	Transitional	1187999P0	12	12
Westlake Hospital-IL				Memorial Hospital-IN			
MELROSE PARK				SOUTH BEND			
Internal Medicine	1132140C0	4	4	Family Practice	1193120C0	8	8
Medicine-Preliminary	1132140P0	2	0	St Francis Hosp Ctr-IN			
INDIANA				BEECH GROVE			
Ball Memorial Hosp-IN				Family Practice	2963120C0	6	6
MUNCIE				St Josephs Reg Med Ctr-IN			
Family Medicine	1192120C0	7	6	SOUTH BEND			
Internal Medicine	1192140C0	6	6	Family Practice	1194120C0	8	4
Pathology	1192300C0	3	2	St Vincent Hosp Ctr-IN			
Transitional	1192999P0	8	8	INDIANAPOLIS			
Community Hospitals-IN				Family Medicine	1189120C0	6	5
INDIANAPOLIS				Internal Medicine	1189140C0	7	7
Family Practice	3027120C0	7	7	Medicine-Primary	1189140M0	5	5
Deaconess Hospital-IN				Medicine-Preliminary	1189140P0	7	7
EVANSVILLE				Obstetrics-Gynecology	1189220C0	4	4
Family Practice	3029120C0	6	2	Internal Med-Family Med	1189740C0	3	2
Ft Wayne Med Ed Prog-IN				Transitional	1189999P0	18	18
FORT WAYNE				Union Hospital-IN			
Family Medicine	1178120C0	8	4	TERRE HAUTE			
Orthopaedic Surgery	1178260C0	2	2	Family Medicine	3007120C0	6	6
Indiana Univ Sch Of Med				IOWA			
INDIANAPOLIS				Broadlawns Med Ctr-IA			
Anesthesiology	1187040A0	22	22	DES MOINES			
Anesthesiology	1187040C0	3	3	Family Practice	1199120C0	8	5
Dermatology	1187080C0	2	2	Transitional	1199999P0	4	4
Emergency Medicine	1187110C0	17	17	Cedar Rapids Med Ed Fdn-IA			
Family Practice	1187120C0	4	4	CEDAR RAPIDS			
Internal Medicine	1187140C0	35	35	Family Practice	1196120C0	7	3
Obstetrics-Gynecology	1187220C0	10	10				
Orthopaedic Surgery	1187260C0	5	5				

NRMP Match Outcome for All Institutions by State 2006

	CODE	QUOTA	MATCHED		CODE	QUOTA	MATCHED
Central Iowa Health System				KANSAS			
DES MOINES				U Kansas SOM-Kansas City			
Fam Prac/IA Lutheran	1201120C0	8	3	KANSAS CITY			
Int Med/IA Methodist	1201140C0	8	8	Anesthesiology	1208040A0	7	7
Med-Prelim/IA Methodist	1201140P0	2	2	Dermatology	1208080A0	2	2
Peds/Blank Childrens	1201320C0	6	6	Family Medicine	1208120C0	9	2
Gen Surg/IA Methodist	1201440C0	3	3	Fam Med/Junction City	1208120C1	1	0
Surg-Prelim/IA Methodist	1201440P0	2	1	Internal Medicine	1208140C0	18	18
Trans/IA Methodist	1201999P0	4	4	Medicine-Preliminary	1208140P0	17	16
Mercy Med Ctr-North Iowa				Obstetrics-Gynecology	1208220C0	3	3
MASON CITY				Orthopaedic Surgery	1208260C0	3	3
Family Medicine	2015120C0	5	4	Otolaryngology	1208280C0	3	3
Mercy/Mayo Fam Med-IA				Pathology	1208300C0	2	2
DES MOINES				Pediatrics	1208320C0	7	4
Family Medicine	1346120C0	8	5	Phys Medicine & Rehab	1208340A0	2	1
Northeast Iowa Med Ed Fdn				Surgery-Plastic Surgery	1208360C0	2	2
WATERLOO				Psychiatry	1208400C0	4	4
Family Practice	3079120C0	5	5	Radiology-Diagnostic	1208420A0	5	5
Quad Cities Genesis-IA				Radiation Oncology	1208430A0	1	1
DAVENPORT				General Surgery	1208440C0	4	4
Family Practice	2969120C0	6	2	Surg-Prelim/Neuro Surg	1208440P0	1	0
Siouxland Med Ed Fdn-IA				Surg-Prelim/Urology	1208440P1	2	2
SIOUX CITY				Medicine-Pediatrics	1208700C0	3	2
Family Practice	3022120C0	6	3	Medicine-Psychiatry	1208715C0	1	0
U Iowa Hosp/Clin-Iowa City				U Kansas SOM-Wichita			
IOWA CITY				WICHITA			
Anesthesiology	1203040A0	3	1	Anesthesiology	3054040C0	5	5
Anesthesiology	1203040C0	10	10	Fam Med/Via Christi	3054120C0	14	14
Dermatology	1203080A0	4	4	Fam Prac/Smoky Hill	3054120C1	4	3
Emergency Medicine	1203110C0	6	6	Fam Prac/Wesley	3054120C2	9	8
Family Medicine	1203120C0	5	2	Internal Medicine	3054140C0	5	5
Fam Med/Pella Rural Trk	1203120C1	1	0	Medicine-Preliminary	3054140P0	4	4
Internal Medicine	1203140C0	18	18	Obstetrics-Gynecology	3054220C0	5	5
Medicine-Preliminary	1203140P0	3	3	Orthopaedic Surgery	3054260C0	4	4
Med-Prelim/Neurology	1203140P1	5	4	Pediatrics	3054320C0	5	3
Obstetrics-Gynecology	1203220C0	4	4	Psychiatry	3054400C0	4	1
Orthopaedic Surgery	1203260C0	6	6	Radiology-Diagnostic	3054420A0	3	3
Otolaryngology	1203280C0	3	3	General Surgery	3054440C0	6	6
Otolaryngology/Research	1203280C1	2	1	Medicine-Pediatrics	3054700C0	2	2
Pathology	1203300C0	6	6	KENTUCKY			
Pediatrics	1203320C0	11	11	St Elizabeth Med Ctr-KY			
Psychiatry	1203400C0	7	7	EDGEWOOD			
Radiology-Diagnostic	1203420A0	8	8	Family Practice	1213120C0	8	8
Radiation-Oncology	1203430A0	2	2	Trover Foundation-KY			
General Surgery	1203440C0	6	6	MADISONVILLE			
Surg-Prelim/Neurosurgery	1203440P1	2	2	Family Practice	2912120C0	6	2
Surg-Prelim/Urology	1203440P2	3	3				
Medicine-Psychiatry	1203715C0	2	0				
Psychiatry/Family Practice	1203720C0	2	2				

NRMP Match Outcome for All Institutions by State 2006

Kentucky				Louisiana			
	CODE	QUOTA	MATCHED		CODE	QUOTA	MATCHED
U Kentucky Med Ctr				E A Conway Med Ctr-LA			
LEXINGTON				MONROE			
Anesthesiology	1848040A0	1	1	Family Practice	2079120C0	8	8
Anesthesiology	1848040C0	9	2	Earl K Long Med Ctr-LA			
Emergency Medicine	1848110C0	8	8	BATON ROUGE			
Family Practice	1848120C0	7	5	Emergency Medicine	1221110C0	12	12
Fam Prac/East Kentucky	1848120C1	3	3	Internal Medicine	1221140C0	8	6
Fam Prac/Rural-Morehead	1848120C3	2	0	Medicine-Preliminary	1221140P0	5	5
Internal Medicine	1848140C0	13	13	East Jefferson Gen Hosp-LA			
Medicine-Primary	1848140M0	7	7	METAIRIE			
Neurology	1848180P0	3	3	Family Practice	1404120C0	6	6
Obstetrics-Gynecology	1848220C0	5	1	LSU SOM-New Orleans-LA			
Orthopaedic Surgery	1848260C0	4	4	NEW ORLEANS			
Otolaryngology	1848280C0	1	1	Dermatology	1224080A0	5	5
Pathology	1848300C0	4	4	Emergency Medicine	1224110C0	10	10
Pediatrics	1848320C0	7	7	Family Practice	1224120C0	6	6
Phys Medicine & Rehab	1848340C0	3	3	Internal Medicine	1224140C0	10	4
Plastic Surgery	1848360C0	1	1	Medicine-Preliminary	1224140P0	12	1
Psychiatry	1848400C0	3	3	Obstetrics-Gynecology	1224220C0	7	7
Radiology-Diagnostic	1848420A0	5	5	Orthopaedic Surgery	1224260C0	4	4
Radiation Oncology	1848430A0	1	1	Otolaryngology	1224280C0	3	3
General Surgery	1848440C0	5	5	Pathology	1224300C0	2	1
Surgery-Preliminary	1848440P0	10	9	Pediatrics	1224320C0	16	12
Surg-Prelim/Rad Onc	1848440P1	1	1	Phys Medicine & Rehab	1224340C0	6	3
Surg-Prelim/Neurosurgery	1848440P2	2	1	Psychiatry	1224400C0	6	6
Surg-Prelim/Urology	1848440P4	2	2	General Surgery	1224440C0	6	6
Medicine-Pediatrics	1848700C0	6	6	Surgery-Preliminary	1224440P0	10	6
Peds/Psych/Child Psych	1848730C0	2	2	Medicine-Pediatrics	1224700C0	7	2
Univ Louisville SOM-KY				LSUHSC Lake Charles-LA			
LOUISVILLE				LAKE CHARLES			
Anesthesiology	1217040C0	9	9	Family Practice	1278120C0	6	3
Dermatology	1217080A0	2	2	LSUHSC-Shreveport-LA			
Emergency Medicine	1217110C0	10	10	SHREVEPORT			
Family Practice	1217120C0	8	5	Anesthesiology	1232040C0	6	6
Family Prac/Glasgow	1217120C1	4	4	Emergency Medicine	1232110C0	7	7
Internal Medicine	1217140C0	20	20	Family Practice	1232120C0	6	6
Medicine-Preliminary	1217140P0	13	13	Family Prac/N Caddo	1232120C1	2	2
Obstetrics-Gynecology	1217220C0	6	6	Internal Medicine	1232140C0	13	12
Orthopaedic Surgery	1217260C0	4	4	Medicine-Preliminary	1232140P0	10	4
Otolaryngology	1217280C0	1	1	Neurosurgery-Surgery	1232160P0	2	2
Pathology	1217300C0	2	0	Neurology	1232180C0	3	2
Pediatrics	1217320C0	18	18	Obstetrics-Gynecology	1232220C0	6	6
Pediatrics-Preliminary	1217320P0	2	1	Orthopaedic Surgery	1232260C0	3	3
Phys Medicine & Rehab	1217340A0	2	2	Otolaryngology	1232280C0	2	1
Psychiatry	1217400C0	9	9	Pathology	1232300C0	2	1
Radiology-Diagnostic	1217420A0	5	5	Pediatrics	1232320C0	8	8
Radiation-Oncology	1217430A0	1	1	Psychiatry	1232400C0	2	2
General Surgery	1217440C0	8	8	Radiology-Diagnostic	1232420A0	3	1
Medicine-Pediatrics	1217700C0	5	5	General Surgery	1232440C0	5	5
LOUISIANA				Urology-Surgery	1232480P0	2	2
Baton Rouge Gen Med Ctr-LA				Medicine-Pediatrics	1232700C0	4	3
BATON ROUGE							
Family Practice	1139120C0	7	6				

NRMP Match Outcome for All Institutions by State 2006

				CODE	QUOTA	MATCHED					
				CODE	QUOTA	MATCHED	CODE	QUOTA	MATCHED		
Ochsner Clinic Foundation-LA							Pediatrics	1236320C0	6	6	
NEW ORLEANS							Psychiatry	1236400C0	4	4	
Anesthesiology	1966040C0	6	6	Radiology-Diagnostic	1236420C0	3	3				
Internal Medicine	1966140C0	15	15	General Surgery	1236440C0	3	3				
Medicine-Preliminary	1966140P0	9	9	Surgery-Preliminary	1236440P0	2	0				
Obstetrics-Gynecology	1966220C0	4	4	Medicine-Pediatrics	1236700C0	2	1				
Orthopaedic Surgery	1966260C0	3	3	Maine-Dartmouth Fam Prac							
Radiology-Diagnostic Advanced	1966420A0	2	2	AUGUSTA							
Radiology-Diagnostic	1966420C0	3	3	Family Practice	2956120C0	6	6				
General Surgery	1966440C0	5	5								
Surgery-Preliminary	1966440P0	5	4								
							MARYLAND				
Rapides Reg Med Ctr-LA							Franklin Square Hosp-MD				
ALEXANDRIA							BALTIMORE				
Family Practice	1273120C0	5	5	Family Practice	1240120C0	5	5				
							Internal Medicine	1240140C0	4	2	
Tulane Univ SOM-LA							Medicine-Preliminary	1240140P0	5	5	
NEW ORLEANS							Obstetrics-Gynecology	1240220C0	3	3	
Anesthesiology	3073040C0	2	2	Good Samaritan Hosp-MD							
Dermatology	3073080A0	2	2	BALTIMORE							
Internal Medicine	3073140C0	15	15	Internal Medicine	3118140C0	5	5				
Medicine-Preliminary	3073140P0	8	8	Medicine-Preliminary	3118140P0	5	3				
Obstetrics-Gynecology	3073220C0	4	3	Greater Baltimore Med Ctr-MD							
Orthopaedic Surgery	3073260C0	2	2	BALTIMORE							
Otolaryngology	3073280C0	2	2	Medicine-Preliminary	1241140P0	8	8				
Pediatrics	3073320C0	6	6	Harbor Hospital Ctr-MD							
Psychiatry	3073400C0	4	2	BALTIMORE							
Radiology-Diagnostic	3073420A0	3	3	Internal Medicine	1250140C0	6	6				
General Surgery	3073440C0	3	3	Medicine-Preliminary	1250140P0	6	6				
Medicine-Pediatrics	3073700C0	2	2	Transitional	1250999P0	6	6				
Peds/Psych/Child Psych	3073730C0	1	1	Johns Hopkins Bloomberg SPH-MD							
							BALTIMORE				
Univ Med Ctr-Lafayette-LA							Prev Med/PH-Bassett	3184380C0	1	1	
LAFAYETTE											
Family Practice	1225120C0	7	7	Johns Hopkins Hosp-MD							
Internal Medicine	1225140C0	8	8	BALTIMORE							
Medicine-Preliminary	1225140P0	2	2	Anesthesiology	1242040A0	14	13				
							Anesthesiology	1242040C0	4	4	
MAINE							Dermatology	1242080A0	3	3	
Central Maine Med Ctr							Emergency Medicine	1242110C0	11	10	
LEWISTON							Internal Medicine	1242140C0	39	39	
Family Practice	2327120C0	3	1	Obstetrics-Gynecology	1242220C0	8	8				
Family Practice/Rural Trk	2327120C1	1	1	Orthopaedic Surgery	1242260C0	5	5				
							Otolaryngology	1242280C0	4	4	
Eastern Maine Med Ctr							Pathology	1242300C0	9	9	
BANGOR							Pediatrics	1242320C0	26	26	
Family Practice	2520120C0	2	0	Phys Medicine & Rehab	1242340A0	5	5				
							Surgery-Plastic Surg	1242360C0	2	2	
Maine Medical Center							Psychiatry	1242400A0	1	1	
PORTLAND											
Anesthesiology	1236040C0	4	4								
Emergency Medicine	1236110C0	8	8								
Family Practice	1236120C0	7	7								
Internal Medicine	1236140C0	11	11								
Obstetrics-Gynecology	1236220C0	3	2								

NRMP Match Outcome for All Institutions by State 2006

	CODE	QUOTA	MATCHED		CODE	QUOTA	MATCHED
Johns Hopkins Hosp-MD				Emergency Medicine	1252110C0	10	10
Psychiatry	1242400C0	8	8	Family Medicine	1252120C0	8	8
Radiology-Diagnostic	1242420A0	6	6	Internal Medicine	1252140C0	25	25
Rad-Diag/Research	1242420A1	2	2	Medicine-Preliminary	1252140P0	19	12
Radiation-Oncology	1242430A0	2	2	Med-Prelim/Neurology	1252140P1	1	1
General Surgery	1242440C0	6	6	Obstetrics-Gynecology	1252220C0	6	6
Surgery-Preliminary	1242440P0	14	14	Orthopaedic Surgery	1252260C0	4	4
Johns Hopkins/Bayview-MD				Ortho Surgery/Research	1252260C1	1	1
BALTIMORE				Otolaryngology	1252280C0	3	3
Internal Medicine	1237140C0	7	7	Pathology	1252300C0	4	4
Medicine-Primary	1237140M0	6	6	Pediatrics	1252320C0	12	12
Medicine-Preliminary	1237140P0	4	4	Psychiatry/Sheppard Pratt	1252400C0	12	12
Johns Hopkins/Sinai-MD				Radiology-Diagnostic	1252420A0	8	8
BALTIMORE				Radiation-Oncology	1252430A0	2	2
Internal Medicine	1893140C0	7	7	General Surgery	1252440C0	5	5
Medicine-Preliminary	1893140P0	10	10	Surgery-Preliminary	1252440P0	2	1
Maryland General Hosp				Medicine-Pediatrics	1252700C0	4	4
BALTIMORE				Medicine-Emergency Med	1252705C0	2	2
Internal Medicine	1244140C0	7	7	Pediatrics/Emerg Med	1252725C0	2	2
Transitional	1244999P0	12	4	MASSACHUSETTS			
Prince Georges Hosp Ctr-MD				B I Deaconess Med Ctr-MA			
CHEVERLY				BOSTON			
Internal Medicine	1905140C0	2	2	Anesthesiology	1256040A0	17	17
Medicine-Preliminary	1905140P0	2	2	Emergency Medicine	1256110C0	11	11
Sinai Hosp-Baltimore-MD				Internal Medicine	1256140C0	48	48
BALTIMORE				Medicine-Preliminary	1256140P0	14	14
Obstetrics-Gynecology	1249220C0	4	4	Obstetrics-Gynecology	1256220C0	5	5
Pediatrics	1249320C0	5	5	Pathology	1256300C0	9	9
Phys Medicine & Rehab	1249340A0	4	2	Radiology-Diagnostic	1256420A0	7	7
St Agnes Hospital - MD				Rad-Diag/Scholar Trk	1256420A1	2	2
BALTIMORE				General Surgery	1256440C0	9	9
General Surgery	1247440C0	3	3	Surgery-Preliminary	1256440P0	7	0
Surgery-Preliminary	1247440P0	4	3	Baystate Med Ctr-MA			
U MD-Mercy Med Ctr				SPRINGFIELD			
BALTIMORE				Anesthesiology-3 yr	1286040A0	1	1
Medicine-Preliminary	1245140P0	12	12	Anesthesiology-4 yr	1286040C0	5	5
Union Memorial Hosp-MD				Emergency Medicine	1286110C0	12	12
BALTIMORE				Internal Medicine	1286140C0	6	5
Internal Medicine	1251140C0	5	5	Medicine-Preliminary	1286140P0	6	5
Medicine-Preliminary	1251140P0	6	4	Obstetrics-Gynecology	1286220C0	5	5
Orthopaedic Surgery	1251260C0	2	2	Pathology	1286300C0	4	4
General Surgery	1251440C0	2	2	Pediatrics	1286320C0	9	9
Surgery-Preliminary	1251440P0	2	2	Radiology-Diagnostic	1286420A0	4	2
Univ Maryland Med Ctr				General Surgery	1286440C0	4	4
BALTIMORE				Surgery-Preliminary	1286440P0	3	0
Anesthesiology	1252040A0	12	12	Medicine-Pediatrics	1286700C0	7	7
Dermatology	1252080A0	1	1	Berkshire Med Ctr-MA			
Copyright © National Resident Matching Program				PITTSFIELD			
				Internal Medicine	1281140C0	1	1
				Medicine-Preliminary	1281140P0	6	6
				Pathology	1281300C0	1	1
				General Surgery	1281440C0	2	2
				Surgery-Preliminary	1281440P0	3	0

NRMP Match Outcome for All Institutions by State 2006

Institution				CODE	QUOTA	MATCHED	Institution						
Boston U Med Ctr-MA							Childrens Hosp Boston-MA						
BOSTON							BOSTON						
Anesthesiology	1257040A0	7	7	Peds/Childrens Hosp	1259320C0	28	28						
Dermatology	1257080A0	4	4	Peds-Primary/BMC	1259320M0	11	11						
Emergency Medicine	1257110A0	12	12	Grtr Lawrence Fam Hlth Ctr-MA									
Family Medicine	1257120C0	6	6	LAWRENCE									
Internal Medicine	1257140C0	41	41	Family Medicine	1283120C0	8	8						
Medicine-Primary	1257140M0	5	5	Harvard Longwood Psych-MA									
Medicine-Preliminary	1257140P0	11	11	BOSTON									
Obstetrics-Gynecology	1257220C0	4	4	HLP RTP-Carney Hosp	1270400C0	9	9						
Orthopaedic Surgery	1257260C0	4	4	HLP RTP-Mt Auburn Hosp	1270400C1	6	6						
Ortho Surg/Research	1257260C1	1	1	Harvard South Shore-MA									
Otolaryngology	1257280C0	2	2	BROCKTON									
Pathology	1257300C0	2	2	Psychiatry	3120400C0	6	6						
Phys Medicine & Rehab	1257340A0	4	4	Harvard/Spaulding-MA									
Psychiatry	1257400C0	7	7	BOSTON									
Radiology-Diagnostic	1257420A0	8	8	Phys Medicine & Rehab	1260340A0	6	6						
General Surgery	1257440C0	5	5	Lahey Clinic-MA									
Surgery-Preliminary	1257440P0	10	4	BURLINGTON									
Brigham & Womens Hosp-MA							Lemuel Shattuck Hosp-MA						
BOSTON							BOSTON						
Anesthesiology	1265040A0	20	20	Transitional	3112999P0	6	6						
Emergency Medicine	1265110C0	15	15	Mass Eye and Ear Infirmary									
Internal Medicine	1265140C0	40	40	BOSTON									
Medicine-Primary/BWH	1265140M0	8	8	Otolaryngology	1180280C0	3	3						
Medicine-Primary/HVMA	1265140M1	4	4	Otolaryngology/Research	1180280C1	1	1						
Med-Prelim/Brig/Faulk	1265140P0	16	16	Massachusetts Gen Hosp									
Obstetrics-Gynecology	1265220C0	9	9	BOSTON									
Path(AP only & comb AP/CP)	1265300C0	7	7	Anesthesiology PG 2-4	1261040A0	19	19						
Clinical Pathology only	1265300C1	2	2	Anesthesiology PG 1-4	1261040C0	6	6						
Surgery-Plastic Surg	1265360C0	3	3	Dermatology	1261080A0	5	5						
Radiology-Diagnostic	1265420A0	9	9	Internal Medicine	1261140C0	43	43						
Radiation Oncology	1265430A0	7	7	Medicine-Primary	1261140M0	8	8						
General Surgery	1265440C0	7	7	Medicine-Preliminary	1261140P0	11	11						
Surgery-Preliminary	1265440P0	7	6	Ortho Surg/Harvard Combined	1261260C0	12	12						
Cambridge Hospital/CHA-MA							Caritas St Elizabeths Med Ctr-MA						
CAMBRIDGE							BOSTON						
Medicine-Primary	1268140M0	4	4	Anesthesiology	1266040A0	5	5						
Psychiatry	1268400C0	8	8	Anesthesiology	1266040C0	2	2						
Transitional	1268999P0	7	7	Internal Medicine	1266140C0	5	5						
Carney Hospital-MA							Massachusetts Gen Hosp						
BOSTON							BOSTON						
Medicine-Primary	1258140M0	6	6	Pathology	1261300C1	7	7						
Medicine-Preliminary	1258140P0	6	6	Pediatrics	1261320C0	16	16						
Transitional	1258999P0	7	7	Pediatrics-Preliminary	1261320P0	3	3						
Carney Hospital-MA							Massachusetts Gen Hosp						
BOSTON							BOSTON						
Medicine-Primary	1258140M0	6	6	Psychiatry/Adult+Child	1261400A1	2	2						
Medicine-Preliminary	1258140P0	6	6	Psychiatry	1261400C1	14	14						
Transitional	1258999P0	7	7	Psych/Peds/MGH/McLean	1261400P2	2	2						
Carney Hospital-MA							Massachusetts Gen Hosp						
BOSTON							BOSTON						
Medicine-Primary	1258140M0	6	6	Radiology-Diagnostic	1261420A0	9	9						
Medicine-Preliminary	1258140P0	6	6										
Transitional	1258999P0	7	7										

NRMP Match Outcome for All Institutions by State 2006

				CODE	QUOTA	MATCHED					
				CODE	QUOTA	MATCHED					
Massachusetts Gen Hosp							Univ Mass Med School				
General Surgery							WORCESTER				
		1261440C0	8	8	Anesthesiology	3050040A0	7	7			
		1261440P0	7	7	Dermatology	3050080A0	2	2			
		1261700C0	8	8	Emergency Medicine	3050110C0	12	12			
Metrowest-Framingham-MA							Fam Prac/Hahnemann FHC				
FRAMINGHAM							Fam Prac/Queen St FHC				
		1812140C0	5	5	Family Prac/Barre FHC	3050120C1	4	4			
		1812999P0	8	6	Family Prac/Fitchburg	3050120C2	4	4			
Mt Auburn Hospital-MA							Internal Medicine				
CAMBRIDGE							Medicine-Preliminary				
		1269140C0	5	5	Med-Prelim/Neurology	3050140P1	1	1			
		1269140M0	2	2	Obstetrics-Gynecology	3050220C0	5	5			
		1269140P0	10	10	Orthopaedic Surgery	3050260C0	2	2			
		1269420A0	3	3	Pathology	3050300C0	2	1			
New England Med Ctr-MA							Pediatrics				
BOSTON							Psychiatry				
		1263040A0	6	6	Psychiatry/Child Psych	3050400C1	1	1			
		1263140C0	24	24	Radiology-Diagnostic	3050420A0	4	4			
		1263220C0	5	5	General Surgery	3050440C0	6	6			
		1263260C0	4	4	Surgery-Preliminary	3050440P0	6	0			
		1263280C0	2	2	Medicine-Pediatrics	3050700C0	4	4			
		1263300C0	3	3	MICHIGAN						
		1263320C0	12	12	Bon Secours Cottage-MI						
		1263340A0	3	2	GROSSE POINTE						
		1263400C0	4	4		1906120C0	6	6			
		1263420A0	4	4	Genesys Reg Med Ctr-MI						
		1263430A0	1	1	GRAND BLANC						
		1263440C0	3	3		1308120C0	7	7			
		1263440P0	3	2	Grand Rapids Med Ed-MI						
		1263440P1	1	1	GRAND RAPIDS						
		1263730C0	1	1		2077110C0	10	6			
		1263999P0	8	8		2077120C0	8	8			
Newton-Wellesley Hosp-MA							Family Practice				
NEWTON							Internal Medicine				
		1280999P0	5	5		2077140C0	12	4			
North Shore Med Ctr/Salem Hosp-MA							Obstetrics-Gynecology				
SALEM							Orthopaedic Surgery				
		1284140C0	5	5		2077220C0	7	7			
		1284140P0	4	4		2077260C0	4	4			
St Vincent Hosp-Worcester-MA							Pediatrics				
WORCESTER							Surgery-Plastic Surgery				
		1290140C0	7	7		2077320C0	10	7			
		1290140P0	16	9		2077360C0	2	2			
		1290420A0	2	2		2077420C0	3	3			
Tufts U Fam Med Res-MA							Radiology-Diagnostic				
MALDEN							General Surgery				
		1036120C0	7	7		2077440C0	6	6			
						2077440P0	2	1			
						2077700C0	4	2			
						2077999P0	20	12			
Henry Ford HSC-MI							Henry Ford HSC-MI				
							DETROIT				
						1300040A0	2	2			
						1300040C0	4	4			
						1300080A0	4	4			
						1300080C0	2	2			
						1300110C0	14	13			
						1300120C0	5	5			

NRMP Match Outcome for All Institutions by State 2006

	CODE	QUOTA	MATCHED		CODE	QUOTA	MATCHED
Henry Ford HSC-MI				General Surgery			
Internal Medicine	1300140C0	30	30		1314440C0	2	2
Medicine-Preliminary	1300140P0	3	0	Medicine-Pediatrics	1314700C0	3	3
Obstetrics-Gynecology	1300220C0	3	3	Transitional	1314999P0	6	5
Orthopaedic Surgery	1300260C0	6	6	MidMichigan Med Center-MI			
Otolaryngology	1300280C0	2	2	MIDLAND			
Pathology	1300300C0	2	0	Family Practice	1961120C0	6	2
Psychiatry	1300400C0	5	5	Munson Medical Center-MI			
Radiology-Diagnostic	1300420C0	9	9	TRAVERSE CITY			
Radiation-Oncology	1300430A0	1	1	Family Practice	1349120C0	1	1
General Surgery	1300440C0	6	6	Hurley Medical Ctr-MI			
Surgery-Preliminary	1300440P0	1	0	FLINT			
Medicine-Emergency Med	1300705C0	2	2	Internal Medicine	1307140C0	5	5
Transitional	1300999P0	8	8	Obstetrics-Gynecology	1307220C0	3	3
Hurley Medical Ctr-MI				North Oakland Med Ctrs-MI			
FLINT				PONTIAC			
Internal Medicine	1307140C0	5	5	Family Practice	1318120C0	4	4
Obstetrics-Gynecology	1307220C0	3	3	Obstetrics-Gynecology	1318220C0	1	1
Pediatrics	1307320C0	3	3	Oakwood Hospital-MI			
Medicine-Pediatrics	1307700C0	1	1	DEARBORN			
Transitional	1307999P0	5	5	Family Practice	1946120C0	9	9
Trans/Radiology MSU-Flint	1307999P1	3	1	Internal Medicine	1946140C0	9	9
Marquette Gen Hosp-MI				Family Practice			
MARQUETTE				Internal Medicine			
Family Medicine	2014120C0	5	5	Medicine-Preliminary	1946140P0	3	0
McLaren Reg Med Ctr-MI				Obstetrics-Gynecology			
FLINT				Radiology-Diagnostic			
Family Practice	1866120C0	3	3	Transitional	1946999P0	13	13
Internal Medicine	1866140C0	1	1	Providence Hospital-MI			
Orthopaedic Surgery	1866260C0	2	2	SOUTHFIELD			
Michigan St Univ-East Lansing				Family Practice			
EAST LANSING				Obstetrics-Gynecology			
Internal Medicine	2436140C0	9	9	Radiology-Diagnostic	1303220C0	4	4
Pediatrics	2436320C0	3	3		1303420A0	3	3
Phys Medicine & Rehab	2436340A0	1	0	General Surgery	1303440C0	3	3
Psychiatry	2436400C0	4	0	Surgery-Preliminary	1303440P0	3	3
General Surgery	2436440C0	4	4	Trans/Radiology	1303999P1	2	2
Surgery-Preliminary	2436440P0	2	1	Sparrow Hospital-MI			
Michigan St Univ-Flint Med Ed				LANSING			
FLINT				Emergency Medicine			
Radiology-Diagnostic	3110420A0	3	3	Family Medicine	1315110C0	10	8
Michigan St Univ-Kalamazoo				Family Medicine			
KALAMAZOO				Obstetrics-Gynecology			
Emergency Medicine	1314110C0	12	12		1315120C0	2	2
Family Medicine	1314120C0	5	5		1315220C0	4	1
Internal Medicine	1314140C0	4	4	St John Hospital-MI			
Orthopaedic Surgery	1314260C0	2	2	DETROIT			
Pediatrics	1314320C0	3	3	Emergency Medicine	1915110C0	10	10
Psychiatry	1314400C0	2	2	Family Practice	1915120C0	6	6
Michigan St Univ-Kalamazoo				Internal Medicine			
KALAMAZOO				Medicine-Preliminary			
Emergency Medicine	1314110C0	12	12	Obstetrics-Gynecology	1915140P0	4	3
Family Medicine	1314120C0	5	5	Pathology	1915220C0	4	3
Internal Medicine	1314140C0	4	4		1915300C0	1	0
Orthopaedic Surgery	1314260C0	2	2	Copyright © National Resident Matching Program			
Pediatrics	1314320C0	3	3	NRMP Results and Data 2006 Match			
Psychiatry	1314400C0	2	2	- 63 -			

NRMP Match Outcome for All Institutions by State 2006

	CODE	QUOTA	MATCHED		CODE	QUOTA	MATCHED
St John Hospital-MI				WSU/Detroit Med Ctr-MI			
				DETROIT			
Pediatrics	1915320C0	4	4	Anesthesiology	1295040C0	9	9
General Surgery	1915440C0	4	4	Dermatology	1295080A0	4	4
Surgery-Preliminary	1915440P0	4	4	Emergency Medicine	1295110C0	12	12
Transitional	1915999P0	4	4	Emergency Med/Sinai-Grace	1295110C1	10	10
St Joseph Mercy-Ann Arbor-MI				Family Medicine			
ANN ARBOR				1295120C0			
Internal Medicine	1292140C0	10	10	8	8		
Medicine-Preliminary	1292140P0	10	8	Int Med/Det/Harper/VA	1295140C0	29	29
Obstetrics-Gynecology	1292220C0	4	4	Internal Med/Sinai-Grace	1295140C1	6	6
General Surgery	1292440C0	4	4	Obstetrics-Gynecology	1295220C0	7	7
Surgery-Preliminary	1292440P0	3	0	Orthopaedic Surgery	1295260C0	8	0
Transitional	1292999P0	10	10	Otolaryngology	1295280C0	4	4
St Joseph Mercy-Oakland-MI				Pathology			
PONTIAC				1295300C0			
Internal Medicine	1319140C0	14	14	Pediatrics	1295320C0	15	15
Radiology-Diagnostic	1319420A0	2	2	Phys Medicine & Rehab	1295340A0	5	5
General Surgery	1319440C0	2	2	Psychiatry	1295400C0	8	8
Surgery-Preliminary	1319440P0	4	4	Radiology-Diagnostic	1295420A0	9	9
Transitional	1319999P0	6	5	Radiation-Oncology	1295430A0	2	2
Synergy Med Ed Alliance-MI				General Surgery			
SAGINAW				1295440C0			
Emergency Medicine	1320110C0	8	8	Surgery-Preliminary	1295440P0	11	4
Family Practice	1320120C0	5	5	Medicine-Pediatrics	1295700C0	6	6
Internal Medicine	1320140C0	6	6	Transitional	1295999P0	18	18
Obstetrics-Gynecology	1320220C0	3	3	William Beaumont Hosp-MI			
General Surgery	1320440C0	2	2	ROYAL OAK			
U Michigan Hosps-Ann Arbor				Emergency Medicine			
ANN ARBOR				1978110C0			
Anesthesiology	1293040C0	20	20	Family Medicine	1978120C0	6	6
Dermatology	1293080A0	3	3	Internal Medicine	1978140C0	11	11
Dermatology	1293080C0	3	3	Medicine-Preliminary	1978140P0	1	1
Emergency Medicine	1293110C0	14	14	Obstetrics-Gynecology	1978220C0	6	6
Family Med/Ypsilanti	1293120C0	4	4	Orthopaedic Surgery	1978260C0	4	4
Family Med/Chelsea	1293120C1	4	4	Pathology	1978300C0	3	3
Family Med/Integrative	1293120C2	0	0	Pediatrics	1978320C0	4	4
Internal Medicine	1293140C0	40	40	Phys Medicine & Rehab	1978340C0	3	3
Med-Prelim/Neurology	1293140P1	2	2	Radiology-Diagnostic	1978420C0	10	10
Obstetrics-Gynecology	1293220C0	5	5	Radiation-Oncology	1978430C0	2	2
Orthopaedic Surgery	1293260C0	6	6	General Surgery	1978440C0	5	5
Otolaryngology	1293280C0	4	4	Surgery-Preliminary	1978440P0	2	0
Pathology	1293300C0	5	2	Surg-Prelim/Urology	1978440P1	2	2
Pediatrics	1293320C0	16	16	Medicine-Pediatrics	1978700C0	4	4
Phys Medicine & Rehab	1293340A0	6	6	Trans/Ophthalmology	1978999P1	3	3
Plastic Surgery	1293360C0	3	3	MINNESOTA			
Psychiatry	1293400C0	11	9	Abbott Northwestern-MN			
Radiology-Diagnostic	1293420A0	10	10	MINNEAPOLIS			
Radiation-Oncology	1293430C0	3	3	Internal Medicine			
General Surgery	1293440C0	6	6	1330140C0			
Surgery-Preliminary	1293440P0	4	0	9			
Surg-Prelim/Neurological	1293440P1	2	2	Allina Fam Res Prog-MN			
Surg-Prelim/Urology	1293440P2	3	3	ST PAUL			
Medicine-Pediatrics	1293700C0	8	8	Family Medicine			
				1342120C0			
				6			
				Duluth Grad Med Ed-MN			
				DULUTH			
				Family Practice			
				2981120C0			
				10			
				10			

NRMP Match Outcome for All Institutions by State 2006

	CODE	QUOTA	MATCHED		CODE	QUOTA	MATCHED
Barnes-Jewish Hosp-MO				Surgery-Preliminary 1365440P0 5 5			
Emergency Medicine	1353110C0	12	12	Medicine-Pediatrics	1365700C0	4	4
Internal Medicine	1353140C0	47	47	St Lukes Hospital-St Louis-MO			
Medicine-Preliminary	1353140P0	6	6	ST LOUIS			
Med-Prelim/Neurology	1353140P1	4	4	Internal Medicine	1364140C0	8	8
Obstetrics-Gynecology	1353220C0	9	9	Medicine-Preliminary	1364140P0	2	2
Orthopaedic Surgery	1353260C0	6	6	St Marys Health Ctr-MO			
Otolaryngology	1353280C0	3	3	ST LOUIS			
Otolaryngology/Research	1353280C1	2	2	Internal Medicine	1999140C0	4	4
Clinical Pathology	1353300C0	2	2	Medicine-Preliminary	1999140P0	3	3
Anat/Clin & Anat Path	1353300C1	7	7	Univ of MO-KC Programs			
Phys Medicine & Rehab	1353340A0	3	2	KANSAS CITY			
Phys Medicine & Rehab	1353340C0	2	2	Anesthesiology/St. Luke's	1343040C0	6	6
Plastic Surgery	1353360C0	1	1	Emergency Medicine	1343110C0	10	10
Psychiatry	1353400C0	10	10	Family Practice	1343120C0	10	5
Radiology-Diagnostic	1353420A0	15	15	Family Practice/St Luke's	1343120C1	2	2
Rad-Diag/Research	1353420A1	1	1	Internal Medicine	1343140C0	10	10
Radiation-Oncology	1353430A0	2	2	Medicine-Preliminary	1343140P0	9	9
General Surgery	1353440C0	8	8	Obstetrics-Gynecology	1343220C0	8	8
Surgery-Preliminary	1353440P0	4	4	Orthopaedic Surgery	1343260C0	4	4
Childrens Mercy Hosp-MO				Pathology	1343300C0	2	2
KANSAS CITY				Radiology-Diagnostic	1343420A0	5	5
Pediatrics	1988320C0	20	20	General Surgery	1343440C0	4	4
Pediatrics-Preliminary	1988320P0	2	1	Surgery-Preliminary	1343440P0	3	1
Cox Medical Centers-MO				Medicine-Pediatrics	1343700C0	4	4
SPRINGFIELD				Univ of MO-KC/Western MO			
Family Practice	3167120C0	9	6	KANSAS CITY			
St Johns Mercy Med Ctr-MO				Psychiatry	2075400C0	3	3
ST LOUIS				University Hosps-Columbia-MO			
Family Medicine	1362120C0	5	5	COLUMBIA			
Internal Medicine	1362140C0	7	7	Anesthesiology	1994040A0	2	2
Obstetrics-Gynecology	1362220C0	5	2	Anesthesiology	1994040C0	2	2
Transitional	1362999P0	11	11	Dermatology	1994080A0	3	3
St Louis Childrens-MO				Family Medicine	1994120C0	12	12
ST LOUIS				Internal Medicine	1994140C0	17	17
Pediatrics	1869320C0	28	28	Medicine-Preliminary	1994140P0	3	1
St Louis Univ SOM-MO				Neurology-Preliminary	1994180P0	3	3
ST LOUIS				Obstetrics-Gynecology	1994220C0	3	3
Anesthesiology	1365040C0	10	5	Orthopaedic Surgery/5 Yr	1994260C0	3	3
Dermatology	1365080A0	2	2	Ortho Surg/Research 6 Yr	1994260C1	1	1
Family Medicine	1365120C0	6	6	Otolaryngology	1994280C0	2	2
Internal Medicine	1365140C0	24	24	Pathology	1994300C0	2	2
Medicine-Preliminary	1365140P0	8	8	Pediatrics	1994320C0	6	6
Med-Prelim/Neurology	1365140P1	5	5	Phys Medicine & Rehab	1994340A0	4	4
Obstetrics-Gynecology	1365220C0	6	6	Plastic Surgery	1994360C0	2	2
Orthopaedic Surgery	1365260C0	3	3	Psychiatry	1994400C0	3	3
Otolaryngology	1365280C0	2	2	Radiology-Diagnostic	1994420C0	4	4
Pathology	1365300C0	4	4	General Surgery	1994440C0	3	3
Pediatrics	1365320C0	13	13	Surgery-Preliminary	1994440P0	4	1
Surgery-Plastic Surg	1365360C0	2	2	Surgery-Prelim/Urology	1994440P1	2	2
Psychiatry	1365400C0	6	6	Surg-Prelim/Neurosurgery	1994440P2	1	1
Radiology-Diagnostic	1365420A0	5	5	Medicine-Pediatrics	1994700C0	4	2
General Surgery	1365440C0	4	4				

NRMP Match Outcome for All Institutions by State 2006

CODE QUOTA MATCHED

CODE QUOTA MATCHED

MONTANA

Montana Family Med-MT

BILLINGS

Family Medicine 1216120C0 6 6

NEBRASKA

Clarkson Family Med-NE

OMAHA

Family Medicine 3197120C0 6 6

Creighton Univ Affil-NE

OMAHA

Family Practice 1372120C0 8 7
 Internal Medicine 1372140C0 15 15
 Medicine-Preliminary 1372140P0 8 8
 Obstetrics-Gynecology 1372220C0 4 4
 Pathology 1372300C0 3 3
 Radiology-Diagnostic 1372420A0 3 3
 General Surgery 1372440C0 4 4
 Surgery-Preliminary 1372440P0 2 2
 Medicine-Pediatrics 1372700C0 4 4

Creighton-Nebraska Hlth Fnd

OMAHA

Orthopaedic Surgery 3155260C0 4 4
 Pediatrics 3155320C0 11 9
 Psychiatry 3155400C0 6 6

Lincoln Med Ed Fdn-NE

LINCOLN

Family Practice 3021120C0 8 4

U Nebraska Affil Hosp

OMAHA

Anesthesiology 1376040A0 8 8
 Emergency Medicine 1376110C0 5 5
 Fam Med/Grand Island 1376120C1 2 2
 Fam Med/North Platte 1376120C3 2 1
 Fam Med/Scottsbluff 1376120C4 2 0
 Fam Med/Traditional 1376120C5 2 2
 Family Med/Kearney 1376120C6 2 0
 Family Med/Urban Trk 1376120C7 1 0
 Family Med/Norfolk 1376120C8 2 0
 Internal Medicine 1376140C0 11 11
 Medicine-Preliminary 1376140P0 7 7
 Nuclear Medicine 1376200A0 1 0
 Obstetrics-Gynecology 1376220C0 3 3
 Otolaryngology 1376280C0 2 2
 Pathology 1376300C0 2 1
 Radiology-Diagnostic 1376420A0 5 5
 General Surgery 1376440C0 3 3
 Surgery-Preliminary 1376440P0 5 3
 Medicine-Pediatrics 1376700C0 2 2

NEVADA

U Nevada Affil Hosp-Las Vegas

LAS VEGAS

Emergency Medicine 2028110C0 8 8
 Family Medicine 2028120C0 4 4
 Internal Medicine 2028140C0 14 13
 Medicine-Preliminary 2028140P0 4 4
 Obstetrics-Gynecology 2028220C0 3 3
 Pediatrics 2028320C0 12 8
 Plastic Surgery 2028360C0 1 1
 General Surgery 2028440C0 3 3
 Surgery-Preliminary 2028440P0 3 3

U Nevada SOM-Reno

RENO

Family Medicine 2017120C0 6 6
 Internal Medicine 2017140C0 10 10
 Medicine-Preliminary 2017140P0 6 4
 Psychiatry 2017400C0 4 4

NEW HAMPSHIRE

Concord Hospital-NH

CONCORD

Family Practice 1091120C0 5 5

Dartmouth-Hitchcock Med Ctr-NH

LEBANON

Anesthesiology 1377040A0 3 3
 Anesthesiology 1377040C0 4 4
 Dermatology 1377080A0 2 2
 Internal Medicine 1377140C0 13 13
 Int Med/Research Pathway 1377140C1 2 0
 Medicine-Primary 1377140M0 4 4
 Medicine-Preliminary 1377140P0 3 3
 Obstetrics-Gynecology 1377220C0 4 4
 Orthopaedic Surgery 1377260C0 2 2
 Ortho Surgery-CECS 1377260C1 2 2
 Pathology 1377300C0 1 1
 Pediatrics 1377320C0 7 7
 Surgery-Plastic Surg 1377360C0 1 1
 Psychiatry 1377400C0 6 6
 Radiology-Diagnostic 1377420A0 4 4
 General Surgery 1377440C0 4 4
 Surgery-Preliminary 1377440P0 7 6
 Medicine-Psychiatry 1377715C0 1 1

NEW JERSEY

AtlantiCare Reg Med Ctr-NJ

ATLANTIC CITY

Internal Medicine 1378140C0 9 5
 Medicine-Preliminary 1378140P0 6 0

NRMP Match Outcome for All Institutions by State 2006

	CODE	QUOTA	MATCHED		CODE	QUOTA	MATCHED	
Atlantic Health Sys-NJ				General Surgery				
SUMMIT				Surgery-Preliminary				
Pediatrics	3033320C0	8	8	1394440C0	4	4		
Transitional	3033999P0	6	6	1394440P0	4	0		
Bergen Reg Med Ctr-NJ				Mountainside Hosp-NJ				
PARAMUS				MONTCLAIR				
Psychiatry	1908400C0	1	1	Family Practice	1393120C0	4	3	
Capital Hlth Sys Fuld-NJ				Internal Medicine				
TRENTON				Medicine-Preliminary				
Internal Medicine	2003140C0	4	4	1393140C0	7	7		
Englewood Hospital-NJ				1393140P0				
ENGLEWOOD				Muhlenberg Reg Med Ctr-NJ				
Internal Medicine	1386140C0	3	3	PLAINFIELD				
Medicine-Preliminary	1386140P0	1	1	Internal Medicine				
Hunterdon Medical Ctr-NJ				1407140C0				
FLEMINGTON				9				9
Family Practice	1838120C0	6	6	Newark Beth Israel Med Ctr-NJ				
JFK Medical Center-NJ				NEWARK				
EDISON				Emergency Medicine				
Family Practice	3043120C0	5	5	1397110C0	8	8		
Jersey City Medical Ctr-NJ				Internal Medicine				
JERSEY CITY				Medicine-Preliminary				
Internal Medicine	1390140C0	8	8	1397140C0	4	4		
Internal Medicine	1390140P0	2	2	1397140P0	3	2		
Obstetrics-Gynecology	1390220C0	3	3	1397220C0	3	3		
Jersey Shore Univ Med Ctr-NJ				Ob/Gyn-Preliminary				
NEPTUNE				Pediatrics				
Internal Medicine	1395140C0	9	9	1397220P0	1	1		
Medicine-Preliminary	1395140P0	2	2	1397320C0	4	4		
Pediatrics	1395320C0	2	2	1397420A0	2	2		
Monmouth Medical Ctr-NJ				1397700C0				
LONG BRANCH				1				1
Internal Medicine	1392140C0	4	4	Overlook Hospital-NJ				
Obstetrics-Gynecology	1392220C0	1	1	SUMMIT				
Orthopaedic Surgery	1392260C0	2	2	Family Practice				
Pediatrics	1392320C0	2	2	Internal Medicine				
Radiology-Diagnostic	1392420A0	2	1	1408120C0	4	2		
General Surgery	1392440C0	3	3	1408140C0	2	2		
Surgery-Preliminary	1392440P0	1	1	Raritan Bay Med Ctr-NJ				
Morristown Mem Hosp-NJ				PERTH AMBOY				
MORRISTOWN				Internal Medicine				
Emergency Medicine	1394110C0	6	6	1873140C0	7	7		
Internal Medicine	1394140C0	8	8	1873140P0	1	0		
Medicine-Preliminary	1394140P0	6	5	Seton Hall Univ Grad Med Ed-NJ				
Radiology-Diagnostic	1394420A0	5	5	SOUTH ORANGE				
General Surgery				Internal Medicine				
Surgery-Preliminary				Internal Med/St Francis				
1396440C0				General Surgery				
1396440P0				Surgery-Preliminary				
8				3194140C0				
0				3194140C1				
11				3194440C0				
				3194440P0				
				4				
				8				
				2				
				2				
				3				
				1				
				Somerset Medical Ctr-NJ				
				SOMERVILLE				
				Family Practice				
				1934120C0				
				7				
				6				
				St Barnabas Med Ctr-NJ				
				LIVINGSTON				
				Anesthesiology				
				Anesthesiology				
				Internal Medicine				
				Medicine-Preliminary				
				Obstetrics-Gynecology				
				Radiology-Diagnostic				
				General Surgery				
				Surgery-Preliminary				
				Transitional				
				1396040A0				
				1396040C0				
				1396140C0				
				1396140P0				
				1396220C0				
				1396420A0				
				1396440C0				
				1396440P0				
				1396999P0				
				2				
				2				
				2				
				1				
				1				
				5				
				5				
				3				
				3				
				4				
				4				
				8				
				0				
				11				

NRMP Match Outcome for All Institutions by State 2006

				CODE	QUOTA	MATCHED				
				CODE	QUOTA	MATCHED	CODE	QUOTA	MATCHED	
St Josephs Reg Med Ctr-NJ							Medicine-Preliminary	2918140P0	8	8
PATERSON							Obstetrics-Gynecology	2918220C0	6	6
Anesthesiology	1406040A0	4	4				Orthopaedic Surgery	2918260C0	3	3
Family Practice	1406120C0	4	4				Pathology	2918300C0	3	3
Obstetrics-Gynecology	1406220C0	1	1				Pediatrics	2918320C0	12	12
Orthopaedic Surgery	1406260C0	2	2				Phys Medicine & Rehab	2918340A0	4	4
Pediatrics	1406320C0	6	6				Psychiatry	2918400C0	6	6
							Radiology-Diagnostic	2918420A0	4	4
							Radiation Oncology	2918430A0	2	2
							General Surgery	2918440C0	6	6
							Surgery-Preliminary	2918440P0	4	2
St Peters University Hosp-NJ							Underwood-Memorial Hosp-NJ			
NEW BRUNSWICK							WOODBURY			
Internal Medicine	3211140C0	8	8				Family Practice	2086120C0	4	3
Medicine-Preliminary	3211140P0	6	6				Warren Hospital-NJ			
Pediatrics	3211320C0	1	1				PHILLIPSBURG			
							Family Practice	2091120C0	6	2
UMDNJ-New Jersey Med-Newark							West Jersey Health Sys-NJ			
NEWARK							VOORHESS			
Anesthesiology	1398040A0	8	8				Family Practice	3084120C0	8	2
Dermatology	1398080A0	2	2				NEW MEXICO			
Emergency Medicine	1398110C0	6	2				Eastern NM Med Ctr-NM			
Family Practice/St Mary	1398120C0	8	8				ROSWELL			
Internal Medicine	1398140C0	19	19				Family Practice	1297120C0	4	4
Medicine-Preliminary	1398140P0	10	10				Memorial Medical Ctr-NM			
Neurology	1398180C0	3	3				LAS CRUCES			
Obstetrics-Gynecology	1398220C0	7	7				Family Practice	1214120C0	4	3
Orthopaedic Surgery	1398260C0	5	5				Northern NM Fam Prac-NM			
OrthoSurg/Research	1398260C1	1	1				SANTA FE			
Otolaryngology	1398280C0	2	2				Family Practice	1277120C0	3	3
Pathology	1398300C0	3	3				U New Mexico SOM			
Pediatrics	1398320C0	14	9				ALBUQUERQUE			
Phys Medicine & Rehab	1398340A0	8	8				Anesthesiology	1962040A0	0	0
Surgery-Plastic Surgery	1398360C0	2	2				Anesthesiology	1962040C0	6	6
Psychiatry	1398400C0	3	3				Dermatology	1962080A0	2	2
Radiology-Diagnostic	1398420A0	4	4				Emergency Medicine	1962110C0	9	9
General Surgery	1398440C0	8	8				Family Practice	1962120C0	11	6
Surgery-Preliminary	1398440P0	6	6				Internal Medicine	1962140C0	22	22
Medicine-Pediatrics	1398700C0	4	4				Medicine-Preliminary	1962140P0	4	4
							Neurology-Preliminary	1962180P0	2	1
							Obstetrics-Gynecology	1962220C0	6	6
							Orthopaedic Surgery	1962260C0	5	5
							Otolaryngology	1962280C0	1	1
							Pathology	1962300C0	4	4
							Pediatrics	1962320C0	11	11
							Psychiatry	1962400C0	8	8
							Radiology-Diagnostic	1962420C0	5	5
UMDNJ-R W Johnson-Camden										
CAMDEN										
Anesthesiology	1380040A0	3	3							
Dermatology	1380080A0	1	1							
Emergency Medicine	1380110C0	9	9							
Internal Medicine	1380140C0	11	11							
Medicine-Preliminary	1380140P0	6	6							
Obstetrics-Gynecology	1380220C0	4	4							
Pediatrics	1380320C0	4	4							
Psych - Cooper Hosp	1380400C0	3	3							
Psych - Atlantic City MC	1380400C1	2	1							
Radiology-Diagnostic	1380420A0	3	3							
General Surgery	1380440C0	3	3							
UMDNJ-R W Johnson-Piscataway										
PISCATAWAY										
Anesthesiology	2918040A0	7	7							
Dermatology	2918080A0	1	1							
Family Practice/A-Prog	2918120C0	2	2							
Family Pract/CentraState	2918120C2	5	5							
Internal Medicine	2918140C0	22	22							

NRMP Match Outcome for All Institutions by State 2006

	CODE	QUOTA	MATCHED		CODE	QUOTA	MATCHED
U New Mexico SOM				General Surgery	1419440C0	3	3
General Surgery	1962440C0	4	4	Surgery-Preliminary	1419440P0	1	1
Surg-Prelim/Urology	1962440P0	2	2	Brooklyn Hosp Ctr-NY			
NEW YORK				BROOKLYN			
Albany Med Ctr Hosp-NY				Emergency Medicine	1420110C0	5	1
ALBANY				Family Practice	1420120C0	2	2
Anesthesiology	1414040C0	5	5	Medicine-Primary	1420140M0	9	9
Emergency Medicine	1414110C0	10	10	Medicine-Preliminary	1420140P0	2	1
Family Practice	1414120C0	3	3	Obstetrics-Gynecology	1420220C0	1	1
Internal Medicine	1414140C0	12	12	Pediatrics	1420320C0	3	3
Medicine-Preliminary	1414140P0	10	10	General Surgery	1420440C0	2	2
Obstetrics-Gynecology	1414220C0	4	4	Surgery-Preliminary	1420440P0	2	2
Orthopaedic Surgery	1414260C0	4	3	Columbia Bassett-NY			
Otolaryngology	1414280C0	2	2	COOPERSTOWN			
Pediatrics-Primary	1414320M0	9	9	Medicine-Primary	1438140M0	0	0
Phys Medicine & Rehab	1414340C0	2	0	Coney Island Hospital-NY			
Surgery-Plastic Surg	1414360C0	1	1	BROOKLYN			
Psychiatry	1414400C0	2	2	Internal Medicine	1422140C0	3	3
Radiology-Diagnostic	1414420A0	5	4	Creedmoor Psych Ctr-NY			
General Surgery	1414440C0	4	4	QUEENS VILLAGE			
Preliminary Surgery	1414440P0	3	2	Psychiatry	2599400C0	1	1
Medicine-Pediatrics	1414700C0	4	4	Einstein/Jacobi Med Ctr-NY			
Beth Israel Med Ctr-NY				BRONX			
NEW YORK				Dermatology	3172080A0	3	3
Emergency Medicine	1470110C0	12	8	Emergency Medicine	3172110C0	18	18
Family Practice	1470120C0	8	8	Internal Medicine	3172140C0	17	17
Internal Medicine	1470140C0	26	26	Int Med/Sabbath Observed	3172140C1	1	1
Int Med/Learn & Earn	1470140C1	1	1	Gen Int Med/Women's Hlth	3172140C2	2	2
Int Med/Select 3-Yr	1470140C2	4	4	Medical Science Pathway	3172140C3	0	0
Medicine-Preliminary	1470140P0	15	15	Medicine-Primary	3172140M0	1	1
Obstetrics-Gynecology	1470220C0	6	6	Pediatrics	3172320C0	14	13
Psychiatry	1470400C0	10	9	Radiology-Diagnostic	3172420A0	4	4
Radiology-Diagnostic	1470420A0	6	6	Einstein/Montefiore Med Ctr-NY			
General Surgery	1470440C0	3	3	BRONX			
Surgery-Preliminary	1470440P0	14	2	Anesthesiology	3153040A0	15	15
Bronx Lebanon Hosp-NY				Family Practice	3153120C0	8	8
BRONX				Internal Medicine	3153140C0	37	37
Family Practice	1471120C0	10	10	Internal Med/Social	3153140C1	5	5
Internal Medicine	1471140C0	14	14	Medicine-Primary	3153140M0	5	5
Medicine-Primary	1471140M0	6	5	Medicine-Preliminary	3153140P0	16	16
Obstetrics-Gynecology	1471220C0	2	2	Obstetrics-Gynecology	3153220C0	9	9
Pediatrics-Primary	1471320M0	3	3	Orthopaedic Surgery	3153260C0	6	6
Radiology-Diagnostic	1471420A0	3	2	Otolaryngology	3153280C0	4	4
General Surgery	1471440C0	3	3	Pathology	3153300C0	5	5
Surgery-Preliminary	1471440P0	4	4	Pediatrics	3153320C0	19	19
Surgery/Ophthalmology	1471440P1	1	1	Peds-Primary/Social	3153320M0	4	4
Brookdale Hosp Med Ctr-NY				Phys Medicine & Rehab	3153340A0	6	6
BROOKLYN				Psychiatry	3153400C0	10	10
Medicine-Primary	1419140M0	5	5				
Medicine-Preliminary	1419140P0	2	2				
Obstetrics-Gynecology	1419220C0	2	2				

NRMP Match Outcome for All Institutions by State 2006

Institution				CODE	QUOTA	MATCHED	Institution						
Einstein/Montefiore Med Ctr-NY							Lincoln Medical Ctr-NY						
RADIOLOGY-DIAGNOSTIC							BRONX						
		3153420A0	9	9			1484110A0	10	10				
		3153430A0	2	2			1484140C0	29	29				
		3153440C0	6	6			1484220C0	3	3				
		3153440P0	10	3			1484320M0	5	5				
Flushing Hospital Med Ctr-NY							Long Island Coll Hosp-NY						
FLUSHING							BROOKLYN						
		1445140C0	1	1			1427140C0	1	1				
		1445140P0	5	5			1427140P0	6	1				
		1445220P0	1	1			1427220C0	2	2				
		1445999P0	10	10			1427320C0	7	7				
							1427420A0	4	4				
Forest Hills Hosp-N Shore LIJ Hlth Sys-NY							Long Island Jewish Med Ctr-NY						
FOREST HILLS							NEW HYDE PARK						
		2062140C0	12	12			1963110A0	10	10				
		2062140P0	2	1			1963140C0	15	15				
Harlem Hospital Ctr-NY							Lutheran Medical Ctr-NY						
NEW YORK							BROOKLYN						
		1478140C0	18	18			1430120C0	1	1				
		1478320C0	8	8			1430140C0	2	0				
		1478400C0	4	4			1430220C0	3	3				
		1478420A0	3	3									
		1478440C0	3	3									
		1478440P0	3	2									
Hosp For Special Surg-NY							Maimonides Med Ctr-NY						
NEW YORK							BROOKLYN						
		3128260C0	8	8			1428040A0	6	6				
Interfaith Med Ctr-NY							Mary Imogene Bassett-NY						
BROOKLYN							COOPERSTOWN						
		1425140M0	3	3			1442140C0	1	1				
Jamaica Hosp Med Ctr-NY							Mary Imogene Bassett-NY						
JAMAICA							COOPERSTOWN						
		1449120C0	8	8			1442140P0	4	1				
		1449140C0	3	3			1442440C0	2	2				
Kingsbrook Jewish Med-NY							Mary Imogene Bassett-NY						
BROOKLYN							COOPERSTOWN						
		1476140C0	8	8			1442440P0	2	0				
		1476340A0	4	3			1442999P0	7	7				
Lenox Hill Hospital-NY							Mary Imogene Bassett-NY						
NEW YORK							COOPERSTOWN						
		1483140C0	20	20			1442140C0	1	1				
		1483140P0	18	18			1442140P0	4	1				
		1483220C0	3	3			1442440C0	2	2				
		1483260C0	2	2			1442440P0	2	0				
		1483420A0	3	3			1442999P0	7	7				
		1483440C0	2	2									
		1483440P0	8	1									

NRMP Match Outcome for All Institutions by State 2006

	CODE	QUOTA	MATCHED		CODE	QUOTA	MATCHED
Memorial Sloan-Kettering-NY				N Shore U-Manhasset-NY			
NEW YORK				MANHASSET			
Radiation-Oncology	1466430A0	4	4	Emergency Medicine	1467110C0	10	10
Transitional	1466999P0	12	12	Internal Medicine	1467140C0	8	8
Metropolitan Hosp Ctr-NY				NSUH-LIJ-GLEN COVE HOSPITAL			
NEW YORK				GLEN COVE			
Emergency Medicine	1473110C0	6	4	Family Practice	1446120C0	3	3
Internal Medicine	1473140C0	4	4	NY Hosp/Med Ctr Queens			
Medicine-Preliminary	1473140P0	3	3	FLUSHING			
Obstetrics-Gynecology	1473220C0	4	4	Emergency Medicine	1822110C0	8	7
Pediatrics	1473320C0	5	5	Internal Medicine	1822140C0	19	19
Psychiatry	1473400C0	6	4	Medicine-Preliminary	1822140P0	13	4
Mid-Hudson Fam Health-NY				FLUSHING			
KINGSTON				Emergency Medicine	1822430A0	1	1
Family Practice	2004120C0	5	4	General Surgery	1822440C0	4	4
Mt Sinai Hospital-NY				NY Med Col Brklyn/Queens SVCMC			
NEW YORK				JAMAICA			
Anesthesiology	1490040A0	18	18	Family Practice	1450120C0	7	6
Dermatology	1490080A0	3	3	Internal Medicine	1450140C0	15	15
Emergency Medicine	1490110C0	12	12	Medicine-Preliminary	1450140P0	5	3
Medical Genetics	1490130C0	1	0	Obstetrics-Gynecology	1450220C0	3	2
Internal Medicine	1490140C0	34	34	Orthopaedic Surgery	1450260C0	3	3
Research Medicine	1490140C1	4	4	General Surgery	1450440C0	2	2
Medicine-Preliminary	1490140P0	16	16	Surgery-Preliminary	1450440P0	3	3
Obstetrics-Gynecology	1490220C0	7	7	NY Med Coll/St Joseph-NY			
Orthopaedic Surgery	1490260C0	3	3	YONKERS			
Otolaryngology	1490280C0	4	4	Family Practice	1525120C0	9	9
Pathology	1490300C0	5	5	NY Methodist Hospital-NY			
Pediatrics-Primary	1490320M0	15	15	BROOKLYN			
Phys Medicine & Rehab	1490340A0	7	7	Anesthesiology	1429040A0	1	1
Plastic Surgery	1490360C0	2	2	Emergency Medicine	1429110C0	10	10
Psychiatry	1490400C0	10	10	Internal Medicine	1429140C0	5	1
Radiology-Diagnostic	1490420A0	6	6	Medicine-Primary	1429140M0	5	0
Radiation-Oncology	1490430A0	2	2	Obstetrics-Gynecology	1429220C0	3	3
General Surgery	1490440C0	6	6	General Surgery	1429440C0	3	3
Surgery-Preliminary	1490440P0	21	21	Surgery-Preliminary	1429440P0	5	5
Medicine-Pediatrics	1490700C0	4	4	NYP Hosp-Colum Presby-NY			
Peds/Psych/Child Psych	1490730C0	2	2	NEW YORK			
Medicine-Medical Genetics	1490766C0	1	1	Anesthesiology	1495040A0	24	24
Mt Sinai SOM-Elmhurst-NY				NEW YORK			
ELMHURST				Dermatology	1495080A0	1	1
Medicine-Primary	1491140M0	7	7	Family Practice	1495120C0	6	6
Medicine-Preliminary	1491140P0	4	3	Internal Medicine	1495140C0	38	38
Pediatrics-Primary	1491320M0	4	4	Internal Medicine/Research	1495140C1	2	2
Psychiatry	1491400C0	3	3	Medicine-Primary	1495140M0	4	4
Mt Sinai SOM/Cabrini-NY				NEW YORK			
NEW YORK				Medicine-Preliminary	1495140P0	7	7
Internal Medicine	1472140C0	15	15				
Medicine-Preliminary	1472140P0	17	17				
Psychiatry	1472400C0	3	3				
General Surgery	1472440C0	2	2				
Surgery-Preliminary	1472440P0	2	2				

NRMP Match Outcome for All Institutions by State 2006

	CODE	QUOTA	MATCHED		CODE	QUOTA	MATCHED
NYP Hosp-Colum Presby-NY							
Obstetrics-Gynecology	1495220C0	5	5	Radiation-Oncology	2978430A0	1	1
Orthopaedic Surgery	1495260C0	5	5	General Surgery	2978440C0	9	9
Ortho Surg/Research	1495260C1	1	1	Surgery-Preliminary	2978440P0	10	8
Otolaryngology	1495280C0	3	3	Nassau Univ Med Ctr-NY			
Pathology	1495300C0	5	5	EAST MEADOW			
Pediatrics	1495320C0	20	20	Anesthesiology	1448040A0	1	0
P M & R/Colum-Cornell	1495340A0	8	8	Internal Medicine	1448140C0	17	17
Psychiatry-Columbia-NYPH	1495400C0	11	11	Medicine-Preliminary	1448140P0	7	7
Radiology-Diagnostic	1495420A0	6	5	Obstetrics-Gynecology	1448220C0	4	4
Radiation-Oncology	1495430A0	2	2	Pathology	1448300C0	2	2
General Surgery	1495440C0	7	7	Pediatrics	1448320C0	10	10
Surgery-Preliminary	1495440P0	8	8	Phys Medicine & Rehab	1448340A0	3	3
NYP Hosp-NY Cornell-NY							
NEW YORK							
Anesthesiology	1492040C0	16	16	Psychiatry	1448400C0	6	6
Dermatology	1492080A0	4	3	Radiology-Diagnostic	1448420A0	4	0
Emergency Medicine	1492110C0	10	10	General Surgery	1448440C0	3	3
Internal Medicine	1492140C0	38	38	Surgery-Preliminary	1448440P0	6	2
Internal Med/Research	1492140C1	1	1	New York Eye And Ear Infirmary			
Medicine-Primary	1492140M0	4	4	NEW YORK			
Med-Prelim/Neurology	1492140P0	6	6	Otolaryngology	1098280C0	4	4
Obstetrics-Gynecology	1492220C0	6	6	North General Hosp-NY			
Pathology	1492300C0	3	3	NEW YORK			
Pediatrics	1492320C0	20	20	Medicine-Primary Care	1479140C0	6	6
Psych/Payne Whitney	1492400C0	9	9	Psychiatry	1479400C0	2	2
Radiology-Diagnostic	1492420A0	9	9	North Shore-LIJ Health Sys-NY			
General Surgery	1492440C0	8	8	GREAT NECK			
Surgery-Preliminary	1492440P0	14	13	Pediatrics	1700320C0	31	31
NYU Downtown Hosp-NY							
NEW YORK							
Internal Medicine	1875140C0	5	5	Gen Surgery/Manhasset	1700440C0	8	8
Medicine-Preliminary	1875140P0	5	5	Surgery-Prelim/Manhasset	1700440P0	16	12
Obstetrics-Gynecology	1875220C0	1	1	Our Lady of Mercy Med Ctr-NY			
NYU Med Ctr/Hosp Joint Diseases							
NEW YORK							
Orthopaedic Surgery	1366260C0	12	12	BRONX			
NYU School Of Medicine							
NEW YORK							
Anesthesiology	2978040A0	19	19	Internal Medicine	1486140C0	10	10
Dermatology	2978080A0	7	7	Obstetrics-Gynecology	1486220C0	2	2
Emergency Medicine	2978110C0	15	15	General Surgery	1486440C0	3	3
Internal Medicine	2978140C0	41	41	Surgery-Preliminary	1486440P0	3	3
Medicine-Primary	2978140M0	8	8	Queens Hosp/Mt Sinai-NY			
Medicine-Preliminary	2978140P0	15	15	JAMAICA			
Obstetrics-Gynecology	2978220C0	7	7	Internal Medicine	1489140C0	10	10
Otolaryngology	2978280C0	4	4	Medicine Preliminary	1489140P0	6	1
Pathology	2978300C0	4	4	Obstetrics-Gynecology	1489220C0	3	3
Pediatrics	2978320C0	18	18	Rochester Gen Hosp-NY			
Preliminary Pediatrics	2978320P0	1	1	ROCHESTER			
Phys Medicine & Rehab	2978340A0	14	14	Internal Medicine	1509140C0	7	7
Plastic Surgery	2978360C0	3	3	Obstetrics-Gynecology	1509220C0	3	3
Psychiatry	2978400C0	16	16	Radiology-Diagnostic	1509420A0	4	4
Radiology-Diagnostic	2978420A0	10	10				

NRMP Match Outcome for All Institutions by State 2006

	CODE	QUOTA	MATCHED		CODE	QUOTA	MATCHED
SUNY HSC Brooklyn-NY				St Barnabas Hosp-NY			
BROOKLYN				BRONX			
Anesthesiology	1426040A0	17	17	Internal Medicine	3113140C0	4	0
Dermatology	1426080A0	5	5	Pediatrics	3113320C0	1	0
Emergency Medicine	1426110C0	13	13	St Clares Hospital-NY			
Family Practice	1426120C0	6	6	SCHENECTADY			
Internal Medicine	1426140C0	35	35	Family Practice	1513120C0	2	2
Medicine-Preliminary	1426140P0	8	8	St Elizabeth Med Ctr-NY			
Obstetrics-Gynecology	1426220C0	6	6	UTICA			
Orthopaedic Surgery	1426260C0	6	6	Family Practice	3064120C0	3	3
Otolaryngology	1426280C0	3	3	St Josephs-Syracuse-NY			
Pathology	1426300C0	3	3	SYRACUSE			
Pediatrics	1426320C0	24	24	Family Practice	1518120C0	7	6
Pediatrics-Preliminary	1426320P0	2	2	Transitional	1518999P0	4	4
Phys Medicine & Rehab	1426340A0	6	5	St Lukes-Roosevelt-NY			
Psychiatry	1426400C0	4	4	NEW YORK			
Radiology-Diagnostic	1426420A0	7	7	Anesthesiology	2070040A0	12	12
Radiation Oncology	1426430A0	2	2	Dermatology	2070080A0	2	2
General Surgery	1426440C0	8	8	Emergency Medicine	2070110C0	14	14
Surgery-Preliminary	1426440P0	15	4	Internal Medicine	2070140C0	45	45
Medicine-Emergency Med	1426705C0	4	4	Medicine-Preliminary	2070140P0	23	23
SUNY Upstate Med University				Obstetrics-Gynecology	2070220C0	6	6
SYRACUSE				Orthopaedic Surgery	2070260C0	3	3
Anesthesiology	1516040A0	10	9	Pathology	2070300C0	1	1
Emergency Medicine	1516110C0	10	10	Psychiatry	2070400C0	6	6
Internal Medicine	1516140C0	15	15	Radiology-Diagnostic	2070420A0	6	6
Medicine-Preliminary	1516140P0	7	7	General Surgery	2070440C0	5	5
Obstetrics-Gynecology	1516220C0	5	5	Surgery-Preliminary	2070440P0	7	3
Orthopaedic Surgery	1516260C0	4	4	St Vincents Cath Med Ctr-NY			
Otolaryngology	1516280C0	3	3	STATEN ISLAND			
Pathology	1516300C0	2	2	Internal Medicine	1514140C0	9	9
Pediatrics	1516320C0	13	13	Medicine-Preliminary	1514140P0	7	2
Phys Medicine & Rehab	1516340A0	4	4	Obstetrics-Gynecology	1514220C0	3	3
Psychiatry	1516400C0	5	4	Pediatrics	1514320C0	3	3
Radiology-Diagnostic	1516420A0	6	6	Radiology-Diagnostic	1514420A0	2	2
Radiation-Oncology	1516430A0	2	2	St Vincents Hospital-NY			
General Surgery	1516440C0	5	5	NEW YORK			
Surgery-Preliminary	1516440P0	8	3	Anesthesiology	1500040C0	5	5
So Nassau Comm Hosp-NY				Internal Medicine	1500140C0	16	12
OCEANSIDE				Medicine-Primary	1500140M0	3	3
Family Practice	3067120C0	3	3	Medicine-Preliminary	1500140P0	14	14
Sound Shore Med Ctr-NY				Obstetrics-Gynecology	1500220C0	2	2
NEW ROCHELLE				Ob/Gyn-Preliminary	1500220P0	1	1
Internal Medicine	1459140C0	5	5	Pediatrics	1500320C0	4	1
Medicine-Preliminary	1459140P0	4	4	Phys Medicine & Rehab	1500340A0	4	4
General Surgery	1459440C0	3	3	Psychiatry	1500400C0	10	10
Surgery-Preliminary	1459440P0	3	3	Radiology-Diagnostic	1500420A0	4	4
Transitional	1459999P0	4	4	General Surgery	1500440C0	6	6
Southside Hospital-NY				Surgery-Preliminary	1500440P0	7	7
BAY SHORE				Medicine-Pediatrics	1500700C0	4	1
Family Practice	1417120C0	1	1	Transitional	1500999P0	15	15

NRMP Match Outcome for All Institutions by State 2006

STATE				STATE			
	CODE	QUOTA	MATCHED		CODE	QUOTA	MATCHED
Staten Island U Hosp-NY				Unity Health System-NY			
STATEN ISLAND				ROCHESTER			
Medicine-Primary	1515140M0	22	22	Medicine-Primary	1510140C0	8	8
Medicine-Preliminary	1515140P0	22	20	Medicine-Preliminary	1510140P0	2	2
Obstetrics-Gynecology	1515220C0	3	3	University at Buffalo			
Radiology-Diagnostic	1515420A0	4	4	BUFFALO			
General Surgery	1515440C0	3	3	Anesthesiology	3099040C0	6	6
Surgery-Preliminary	1515440P0	3	1	Dermatology	3099080A0	3	1
Stony Brook Teach Hosps-NY				Emergency Medicine			
STONY BROOK				3099110C0			
Anesthesiology	2919040A0	10	10	Fam Prac/Buffalo Gen	3099120C0	3	3
Dermatology	2919080A0	2	2	Fam Prac/Erie Cty Med	3099120C1	2	2
Emergency Medicine	2919110C0	10	10	Fam Prac/Millard Fill	3099120C2	3	1
Family Practice	2919120C0	7	7	Fam Prac/Niagara Falls	3099120C3	2	2
Internal Medicine	2919140C0	21	21	Internal Medicine	3099140C0	13	13
Medicine-Primary	2919140M0	4	4	Internal Med-Prev Med	3099140C4	2	2
Medicine-Preliminary	2919140P0	10	7	Internal Med/Sisters	3099140C5	8	8
Obstetrics-Gynecology	2919220C0	4	4	Medicine-Preliminary	3099140P1	5	1
Orthopaedic Surgery	2919260C0	5	4	Med-Prelim/Sisters	3099140P4	4	2
Otolaryngology	2919280C0	1	1	Obstetrics-Gynecology	3099220C0	9	9
Pathology	2919300C0	3	1	Obstetrics-Gyn/Sisters	3099220C1	2	2
Pediatrics	2919320C0	8	8	Orthopaedic Surgery	3099260C0	4	4
Pediatrics-Preliminary	2919320P0	1	1	Pathology	3099300C0	3	2
Phys Medicine & Rehab	2919340A0	3	3	Pediatrics	3099320C0	16	16
Psychiatry	2919400C0	6	4	Phys Medicine & Rehab	3099340C0	3	3
Radiology-Diagnostic	2919420A0	5	5	Psychiatry	3099400C0	4	4
General Surgery	2919440C0	6	6	Radiation-Oncology	3099430A0	2	2
Surgery-Preliminary	2919440P0	8	0	General Surgery	3099440C0	9	9
Surg-Prelim/Urology	2919440P1	1	1	Surgery-Preliminary	3099440P0	8	5
Medicine-Pediatrics	2919700C0	2	1	Medicine-Pediatrics	3099700C0	4	4
Medicine-Neurology	2919745C0	1	1	Westchester Med Ctr-NY			
U Rochester/Strong Mem-NY				VALHALLA			
ROCHESTER				Anesthesiology			
Anesthesiology	1511040A0	7	7	2998040A0			
Anesthesiology	1511040C0	7	7	Internal Medicine	2998140C0	12	12
Dermatology	1511080A0	3	3	Medicine-Preliminary	2998140P0	10	10
Emergency Medicine	1511110C0	12	12	Orthopaedic Surgery	2998260C0	3	3
Family Practice	1511120C0	7	6	Pathology	2998300C0	3	3
Inner City Family Med	1511120C1	2	2	Pediatrics	2998320C0	14	14
Internal Medicine	1511140C0	17	14	Psychiatry	2998400C0	4	4
Med-Prelim/Neurology	1511140P1	10	6	Radiology-Diagnostic	2998420A0	4	4
Obstetrics-Gynecology	1511220C0	8	8	General Surgery	2998440C0	4	4
Orthopaedic Surgery	1511260C0	5	5	Surgery-Preliminary	2998440P0	5	5
Ortho Surg/ Research	1511260C1	1	0	Wilson Mem Reg/UHS-NY			
Otolaryngology	1511280C0	2	2	JOHNSON CITY			
Pathology	1511300C0	4	3	Family Practice	1452120C0	3	3
Pediatrics	1511320C0	15	15	Medicine-Primary	1452140M0	2	2
Phys Medicin & Rehab	1511340C0	3	3	Transitional	1452999P0	8	4
Plastic Surgery	1511360C0	2	2	Winthrop-Univ Hosp-NY			
Psychiatry/A-Program	1511400C0	4	4	MINEOLA			
Radiology-Diagnostic	1511420A0	6	6	Internal Medicine	1455140C0	10	10
Radiology/Vascular A	1511420A1	1	0	Medicine-Preliminary	1455140P0	15	15
General Surgery	1511440C0	6	6	Obstetrics-Gynecology	1455220C0	3	3
Surgery-Preliminary	1511440P0	3	3	Pathology	1455300C0	2	2
Medicine-Pediatrics	1511700C0	8	8	Pediatrics	1455320C0	12	12
				Radiology-Diagnostic	1455420A0	4	4

NRMP Match Outcome for All Institutions by State 2006

	CODE	QUOTA	MATCHED		CODE	QUOTA	MATCHED
Woodhull Med Ctr-NY				Mtn Area Health Ed Ctr-NC			
BROOKLYN				ASHEVILLE			
Medicine-Primary	3116140M0	9	9	Family Practice	3023120C0	9	9
Pediatrics-Primary	3116320M0	4	4	Fam Prac/Hendersonville	3023120C1	3	1
				Obstetrics-Gynecology	3023220C0	4	4
Wyckoff Heights Med Ctr-NY				New Hanover Reg Med Ctr-NC			
BROOKLYN				WILMINGTON			
Family Practice	1435120C0	5	5	Family Practice	1534120C0	4	1
				Internal Medicine	1534140C0	2	2
				Medicine-Preliminary	1534140P0	1	1
				Obstetrics-Gynecology	1534220C0	4	4
				General Surgery	1534440C0	2	2
				Surgery-Preliminary	1534440P0	1	0
NORTH CAROLINA				Northeast Med Ctr/Cabarrus-NC			
Carolinas Med Ctr-NC				CONCORD			
CHARLOTTE				Family Medicine			
Emergency Medicine	1527110C0	11	11	1231120C0	7	1	
Family Practice	1527120C0	6	6				
Fam Prac/Urb Add Site	1527120C1	2	2				
Family Practice/Rural	1527120C2	2	1				
Internal Medicine	1527140C0	10	10				
Medicine-Preliminary	1527140P0	6	6				
Obstetrics-Gynecology	1527220C0	6	6				
Orthopaedic Surgery	1527260C0	3	3				
Pediatrics	1527320C0	8	8				
Phys Medicine & Rehab	1527340A0	3	3				
General Surgery	1527440C0	3	3				
Surgery-Preliminary	1527440P0	2	0				
				Pitt County Mem Hosp/Brody SOM-NC			
				GREENVILLE			
				Dermatology	3057080A0	2	2
				Emergency Medicine	3057110C0	12	12
				Family Practice	3057120C0	10	10
				Internal Medicine	3057140C0	12	12
				Medicine-Preliminary	3057140P0	6	1
				Obstetrics-Gynecology	3057220C0	5	5
				Pathology	3057300C0	3	2
				Pediatrics	3057320C0	10	8
				Phys Medicine & Rehab	3057340A0	2	2
				Phys Medicine & Rehab	3057340C0	3	3
				Psychiatry	3057400C0	6	3
				General Surgery	3057440C0	4	4
				Surgery-Preliminary	3057440P0	2	0
				Medicine-Pediatrics	3057700C0	6	1
				Medicine-Emergency Med	3057705C0	2	2
				Medicine-Psychiatry	3057715C0	2	1
				So Reg AHEC Fam Res-NC			
				FAYETTEVILLE			
				Family Practice	3046120C0	4	3
				Univ North Carolina Hosps			
				CHAPEL HILL			
				Anesthesiology	1900040A0	2	2
				Anesthesiology	1900040C0	10	10
				Dermatology	1900080A0	4	4
				Emergency Medicine	1900110C0	9	9
				Family Practice	1900120C0	8	8
				Internal Medicine	1900140C0	23	23
				Medicine-Preliminary	1900140P0	6	4
				Obstetrics-Gynecology	1900220C0	6	6
				Orthopaedic Surgery	1900260C0	3	3
				Ortho Surg/Research 6 yr	1900260C1	1	1
				Otolaryngology	1900280C0	3	3
				Otolaryngology/Research	1900280C1	1	1
				Pathology	1900300C0	4	3
Moses H Cone Mem Hosp-NC							
GREENSBORO							
Family Practice	1943120C0	7	7				
Internal Medicine	1943140C0	2	2				
Medicine-Preliminary	1943140P0	4	4				

NRMP Match Outcome for All Institutions by State 2006

	CODE	QUOTA	MATCHED
Univ North Carolina Hosps			
Pediatrics	1900320C0	18	18
Pediatrics-Preliminary	1900320P0	0	0
Phys Medicine & Rehab	1900340A2	1	1
Phys Medicine & Rehab	1900340C0	2	2
General Psychiatry	1900400C0	12	12
Radiology-Diagnostic	1900420A0	6	6
General Surgery	1900440C0	6	6
Surgery-Preliminary	1900440P0	9	9
Medicine-Pediatrics	1900700C0	6	6

Wake Forest Baptist Med Ctr-NC

	CODE	QUOTA	MATCHED
WINSTON-SALEM			
Anesthesiology	1537040A0	1	1
Anesthesiology	1537040C0	9	9
Dermatology	1537080A0	3	3
Emergency Medicine	1537110C0	10	10
Family Practice	1537120C0	10	10
Internal Medicine	1537140C0	24	24
Medicine-Primary	1537140M0	4	4
Medicine-Preliminary	1537140P0	6	6
Neurology	1537180C0	4	4
Obstetrics-Gynecology	1537220C0	5	5
Orthopaedic Surgery	1537260C0	3	3
Otolaryngology	1537280C0	3	3
Pathology	1537300C0	5	5
Pediatrics	1537320C0	13	13
Plastic Surgery	1537360C0	2	2
Psychiatry	1537400C0	6	5
Radiology-Diagnostic	1537420A0	10	10
Radiation Oncology	1537430A0	2	2
General Surgery	1537440C0	5	5
Surgery-Preliminary	1537440P0	5	3
Surg-Prelim/Neurosurgery	1537440P1	2	2
Surg-Prelim/Urology	1537440P3	2	2

NORTH DAKOTA

Altru Health System-ND

	CODE	QUOTA	MATCHED
GRAND FORKS			
Family Med/Grand Forks	1100120C0	6	6

U North Dakota SOM

	CODE	QUOTA	MATCHED
FARGO			
Family Prac/Bismarck	1539120C1	2	2
Family Practice/Minot	1539120C2	3	3
Internal Medicine	1539140C0	3	3
Psychiatry	1539400C0	4	4
General Surgery	1539440C0	2	2
Surgery-Preliminary	1539440P0	2	1
Transitional	1539999P0	8	8

OHIO

Akron Gen Med/NEOUCOM-OH

	CODE	QUOTA	MATCHED
AKRON			
Emergency Medicine	1542110C0	6	6
Family Practice	1542120C0	5	5
Internal Medicine	1542140C0	4	4
Medicine-Preliminary	1542140P0	3	3
Obstetrics-Gynecology	1542220C0	4	4
Orthopaedic Surgery	1542260C0	3	3
General Surgery	1542440C0	2	2
Surg-Prelim/Urology	1542440P2	2	2
Transitional	1542999P0	4	4

Aultman Hosp/NEOUCOM-OH

	CODE	QUOTA	MATCHED
CANTON			
Family Practice	1544120C0	4	2
Obstetrics-Gynecology	1544220C0	3	3
Radiology-Diagnostic	1544420A0	4	4
Transitional	1544999P0	4	4

Barberton Cit/NEOUCOM-OH

	CODE	QUOTA	MATCHED
BARBERTON			
Family Practice	1964120C0	5	2

Bethesda Hospital-OH

	CODE	QUOTA	MATCHED
CINCINNATI			
Family Practice	2689120C0	6	6

Canton Aff/NEOUCOM-OH

	CODE	QUOTA	MATCHED
CANTON			
Internal Medicine	2009140C0	6	6

Case Western/MetroHealth Med Ctr-OH

	CODE	QUOTA	MATCHED
CLEVELAND			
Anesthesiology	1553040A0	7	7
Emergency Medicine	1553110C0	12	12
Family Medicine	1553120C0	4	4
Internal Medicine	1553140C0	14	14
Int Med/Intl Health	1553140C3	1	1
IM Physician/Scientist Path	1553140C4	1	1
Medicine-Preliminary	1553140P0	8	8
Med-Prelim/Anesth	1553140P1	1	1
Obstetrics-Gynecology	1553220C0	7	7
Pathology	1553300C0	2	2
Pediatrics	1553320C0	6	6
Phys Medicine & Rehab	1553340A0	2	2
Phys Medicine & Rehab	1553340C0	3	3
Psychiatry	1553400C0	3	3
Radiology-Diagnostic	1553420A0	1	1
Radiology-Diagnostic	1553420C0	3	3
Medicine-Pediatrics	1553700C0	6	6

NRMP Match Outcome for All Institutions by State 2006

CODE QUOTA MATCHED				CODE QUOTA MATCHED		
Case Western/Univ Hosps Cleveland-OH				Pediatrics		
CLEVELAND				1968320C0 11 11		
Anesthesiology	1552040C0	12	12	Psychiatry	1968400C0	4 4
Dermatology	1552080A0	4	4	Radiology-Diagnostic	1968420A0	7 7
Family Practice	1552120C0	8	8	Radiation-Oncology	1968430C0	2 2
Internal Medicine	1552140C0	25	25	General Surgery	1968440C0	4 4
Int Med/International Health	1552140C1	0	0	Surgery-Preliminary	1968440P0	2 2
Int Med/Research Pathway	1552140C2	0	0	Surg-Prelim/Neuro Surg	1968440P1	3 3
Medicine-Preliminary	1552140P0	6	6	Surg-Prelim/Urology	1968440P2	3 3
Obstetrics-Gynecology	1552220C0	4	4	Clinton Memorial Hosp-OH		
Orthopaedic Surgery	1552260C0	4	4	WILMINGTON		
Ortho Surg/Research	1552260C1	2	2	Family Practice	1333120C0	2 0
Otolaryngology	1552280C0	3	3	Fairview Hospital-OH		
Pathology	1552300C0	3	3	CLEVELAND		
Pathology/3 Yr Program	1552300C1	0	0	Family Practice	3187120C0	5 3
Pediatrics	1552320C0	23	23	Internal Medicine	3187140C0	5 5
Psychiatry	1552400C0	6	6	Medicine-Preliminary	3187140P0	1 1
Radiology-Diagnostic	1552420A0	7	7	General Surgery	3187440C0	3 3
Radiation Oncology	1552430A0	2	2	Surgery-Preliminary	3187440P0	3 0
General Surgery	1552440C0	6	6	Flower Hospital-OH		
Surgery-Preliminary	1552440P0	3	3	SYLVANIA		
Surg-Prelim/Neurosurg	1552440P1	2	2	Family Practice	1578120C0	5 5
Surg-Prelim/Urology	1552440P2	2	2	Good Samaritan Cinn-OH		
Medicine-Pediatrics	1552700C0	4	4	CINCINNATI		
Pediatrics-Medical Genetics	1552765C0	2	0	Internal Medicine	1550140C0	6 6
Medicine-Medical Genetics	1552766C0	0	0	Medicine-Preliminary	1550140P0	7 3
Childrens Hosp-NEUCOM-OH				Ob-Gyn /GSH Bethesda		
AKRON				1550220C0 8 8		
Pediatrics	1895320C0	14	14	General Surgery	1550440C0	3 3
Christ Hospital-OH				Surgery-Preliminary		
CINCINNATI				1550440P0 2 0		
Family Practice	1547120C0	4	4	Grant Medical Center-OH		
Internal Medicine	1547140C0	7	7	COLUMBUS		
Medicine-Preliminary	1547140P0	10	10	Family Practice	1564120C0	10 8
Cincinnati Children Hosp MC-OH				Huron Hospital CCHS-OH		
CINCINNATI				EAST CLEVELAND		
Pediatrics	1808320C0	34	34	Internal Medicine	1571140C0	6 6
Pediatrics-Preliminary	1808320P0	1	1	Medicine-Preliminary	1571140P0	1 0
Peds/Psych/Child Psych	1808730C0	3	3	General Surgery	1571440C0	2 2
Pediatrics-Medical Genetics	1808765C0	1	0	Surgery-Preliminary	1571440P0	4 2
Cleveland Clinic Fdn-OH				Jewish Hospital-OH		
CLEVELAND				CINCINNATI		
Anesthesiology	1968040A0	3	3	Internal Medicine	1551140C0	8 8
Anesthesiology	1968040C0	17	17	Medicine-Preliminary	1551140P0	6 5
Dermatology	1968080C0	3	3	General Surgery	1551440C0	2 2
Dermatology/Research	1968080C1	1	1	Surgery-Preliminary	1551440P0	2 0
Internal Medicine	1968140C0	23	23	Kettering Med Ctr-OH		
Medicine-Primary	1968140M0	2	2	KETTERING		
Medicine-Preliminary	1968140P0	1	1	Internal Medicine	1576140C0	10 8
Med-Prelim/Neurology	1968140P1	6	6	Transitional	1576999P0	8 8
Orthopaedic Surgery	1968260C0	4	4			
Otolaryngology	1968280C0	3	3			
Pathology-Anatomic and Clinical	1968300C0	8	8			

NRMP Match Outcome for All Institutions by State 2006

	CODE	QUOTA	MATCHED		CODE	QUOTA	MATCHED
Medical University of Ohio				Pathology			
TOLEDO				1566300C0 3 3			
Anesthesiology	1579040A0	4	3	Phys Medicine & Rehab	1566340A0	3	3
Anesthesiology	1579040C0	1	1	Phys Medicine & Rehab	1566340C0	2	2
Family Practice	1579120C0	2	2	Plastic Surgery	1566360C0	2	2
Internal Medicine	1579140C0	8	8	Plst Surg OSU/Mt Carml	1566360C1	1	1
Medicine-Preliminary	1579140P0	4	4	Psychiatry	1566400C0	5	5
Neurology - Prelim	1579180P0	2	2	Radiology-Diagnostic	1566420A0	6	5
Obstetrics-Gynecology	1579220C0	4	4	Radiation-Oncology	1566430A0	1	0
Orthopaedic Surgery	1579260C0	3	3	General Surgery	1566440C0	4	4
Pathology	1579300C0	2	2	Surgery-Preliminary	1566440P0	4	0
Pediatrics	1579320C0	8	8	Surg-Prelim/Urology	1566440P1	2	2
Phys Medicine & Rehab	1579340A0	2	2	Medicine-Pediatrics	1566700C0	8	8
Psychiatry	1579400C0	2	2	Riverside Methodist-OH			
Radiology-Diagnostic	1579420A0	3	3	COLUMBUS			
General Surgery	1579440C0	3	3	Family Practice	1567120C0	6	6
Surgery-Preliminary	1579440P0	3	1	Internal Medicine	1567140C0	12	7
Urology - Prelim	1579480P0	2	2	Medicine-Preliminary	1567140P0	12	12
Miami Valley Hospital-OH				Obstetrics-Gynecology			
DAYTON				1567220C0 4 4			
Family Practice	1569120C0	7	7	General Surgery	1567440C0	2	2
Mount Carmel Health-OH				Surgery-Preliminary			
COLUMBUS				1567440P0 4 0			
Family Practice	1565120C0	7	1	Transitional	1567999P0	12	12
Internal Medicine	1565140C0	8	8	St Elizabeth/NEOUCOM-OH			
Orthopaedic Surgery	1565260C0	2	2	YOUNGSTOWN			
General Surgery	1565440C0	3	3	Family Practice	1584120C0	2	2
Surgery-Preliminary	1565440P0	3	2	Internal Medicine	1584140C0	5	2
Transitional	1565999P0	5	3	General Surgery	1584440C0	3	3
NEOUCOM Affl Hosps-OH				Transitional			
AKRON				1584999P0 4 3			
Psychiatry	3049400C0	2	2	St Vincent Mercy Med Ctr-OH			
OSU/Childrens Hosp-OH				TOLEDO			
COLUMBUS				Emergency Medicine			
Pediatrics	1351320C0	24	24	Family Practice	1580120C0	4	0
Ohio State Univ Med Ctr-OH				Internal Medicine			
COLUMBUS				1580140C0 3 3			
Anesthesiology	1566040A0	4	4	Transitional	1580999P0	7	7
Anest/Clinical Base Year	1566040C0	6	6	Summa Health/NEOUCOM-OH			
Dermatology	1566080A0	2	2	AKRON			
Emergency Medicine	1566110C0	12	12	Emergency Medicine	1541110C0	8	8
Family Practice	1566120C0	6	3	Family Practice	1541120C0	7	3
Family Practice/Rural Trk	1566120C1	2	2	Internal Medicine	1541140C0	6	6
Family Practice/Urban Trk	1566120C2	2	1	Medicine-Preliminary	1541140P0	6	0
Internal Medicine	1566140C0	22	22	Obstetrics-Gynecology	1541220C0	5	5
Medicine-Preliminary	1566140P0	4	4	Orthopaedic Surgery	1541260C0	3	3
Med-Prelim/Neurology	1566140P1	4	4	Pathology	1541300C0	2	2
Neuro Surgery-Prelim	1566160P0	2	2	General Surgery	1541440C0	3	3
Obstetrics-Gynecology	1566220C0	9	9	Transitional	1541999P0	10	8
Orthopaedic Surgery	1566260C0	5	5	Toledo Hospital-OH			
Ortho Surg/Research Trk	1566260C1	1	1	TOLEDO			
Otolaryngology	1566280C0	3	3	Family Practice	1583120C0	6	3

NRMP Match Outcome for All Institutions by State 2006

	CODE	QUOTA	MATCHED		CODE	QUOTA	MATCHED
Univ Hosp Cincinnati-OH				Griffin Memorial Hospital-OK			
CINCINNATI				NORMAN			
Anesthesiology	1548040C0	4	4	Psychiatry	1184400C0	5	5
Dermatology	1548080C0	3	3	Image FP/Hillcrest Med Ctr-OK			
Emergency Medicine	1548110C0	12	12	TULSA			
Internal Medicine	1548140C0	22	22	Family Practice	3192120C0	9	7
Medicine-Preliminary	1548140P0	4	4	Integris Baptist Med Ctr-OK			
Med Prelim/Neurology	1548140P1	4	4	OKLAHOMA CITY			
Obstetrics-Gynecology	1548220C0	7	7	Radiology-Diagnostic	1830420A0	4	4
Orthopaedic Surgery	1548260C0	4	4	SW Oklahoma Fam Prac-OK			
Otolaryngology	1548280C0	4	4	LAWTON			
Pathology	1548300C0	2	2	Family Practice	2640120C0	4	2
Phys Medicine & Rehab	1548340C0	2	2	St Anthony Hospital-OK			
Plastic Surgery	1548360C0	1	1	OKLAHOMA CITY			
Psychiatry	1548400C0	6	6	Family Practice	2087120C0	6	6
Radiology-Diagnostic	1548420A0	7	7	U Oklahoma COM-OK City			
Radiation-Oncology	1548430A0	2	2	OKLAHOMA CITY			
General Surgery	1548440C0	6	6	Anesthesiology	1588040C0	8	8
Medicine-Pediatrics	1548700C0	7	7	Dermatology	1588080A0	2	2
Psychiatry/Family Practice	1548720C0	1	1	Family Practice	1588120C0	9	6
Pediatrics-PM&R	1548735C0	1	1	Internal Medicine	1588140C0	16	16
West Res Care/NEOUCOM-OH				Medicine-Preliminary			
YOUNGSTOWN				Neurology			
Family Practice	1585120C0	2	1	Obstetrics-Gynecology	1588220C0	5	5
Internal Medicine	1585140C0	3	3	Orthopaedic Surgery	1588260C0	5	5
Preliminary-Medicine	1585140P0	2	2	Otolaryngology	1588280C0	3	3
Pathology	1585300C0	1	0	Pathology	1588300C0	7	5
Pediatrics	1585320C0	6	6	Pediatrics	1588320C0	13	13
General Surgery	1585440C0	2	2	Pediatrics-Preliminary	1588320P0	1	1
Surgery-Preliminary	1585440P0	2	0	Psychiatry	1588400C0	4	2
Medicine-Pediatrics	1585700C0	1	0	Radiology-Diagnostic	1588420A0	5	5
Wright State Univ Boonshoft SOM-OH				General Surgery			
DAYTON				Surgery-Plastic Surgery			
Dermatology	2011080A0	2	2	Surg-Prelim/Neuro Surgery	1588440P1	1	1
Emergency Medicine	2011110C0	8	8	Surg-Prelim/Urology	1588440P3	3	3
Family Prac/Dayton Comm	2011120C0	6	6	Medicine-Pediatrics	1588700C0	3	3
Internal Medicine	2011140C0	12	12	U Oklahoma COM-Tulsa			
Obstetrics-Gynecology	2011220C0	2	2	TULSA			
Orthopedic Surgery	2011260C0	3	3	Family Practice	2727120C0	7	5
Pediatrics	2011320C0	6	6	Family Prac/Ramona	2727120C1	2	0
Psychiatry	2011400C0	5	5	Internal Medicine	2727140C0	6	6
General Surgery	2011440C0	4	4	Medicine-Preliminary	2727140P0	8	7
Surgery-Preliminary	2011440P0	5	2	Obstetrics-Gynecology	2727220C0	4	4
Medicine-Pediatrics	2011700C0	4	3	Pediatrics	2727320C0	5	4
OKLAHOMA				Pediatrics-Preliminary			
Garfield Co Med Society-OK				Psychiatry			
ENID				General Surgery			
Family Practice	3055120C0	4	0	Surgery-Preliminary	2727440C0	3	3
Great Plains Med Fdn-OK				Surgery-Preliminary			
OKLAHOMA CITY				Medicine-Pediatrics			
Family Practice	1222120C0	5	5	Psychiatry/Family Practice	2727720C0	2	2
				Psychiatry/Family Practice			

NRMP Match Outcome for All Institutions by State 2006

OREGON				ALBERT EINSTEIN MED CTR-PA PHILADELPHIA			
	CODE	QUOTA	MATCHED		CODE	QUOTA	MATCHED
Legacy Emanuel/Good Samaritan-OR				Albert Einstein Med Ctr-PA			
PORTLAND				PHILADELPHIA			
Internal Medicine	1594140C0	13	13	Emergency Medicine	1631110C0	11	11
Medicine-Preliminary	1594140P0	2	2	Internal Medicine	1631140C0	10	10
Transitional	1594999P0	8	8	Medicine-Preliminary	1631140P0	10	10
Oregon Health & Science Univ				Obstetrics-Gynecology			
PORTLAND				Orthopaedic Surgery			
Anesthesiology	1599040A0	9	9	Pediatrics	1631320C0	7	7
Dermatology	1599080A0	4	4	Psychiatry	1631400C0	5	5
Emergency Medicine	1599110C0	9	9	Radiology-Diagnostic	1631420A0	6	6
Family Practice	1599120C0	10	10	General Surgery	1631440C0	3	3
Fam Prac/Prevent Med	1599120C1	2	2	Surgery-Preliminary	1631440P0	5	5
Fam Prac/Cascades East	1599120C2	6	6	Medicine-Pediatrics	1631700C0	4	3
Internal Medicine	1599140C0	30	30	Transitional	1631999P0	15	15
Med-Prelim/Neurology	1599140P0	3	3	Trans/Radiology	1631999P1	5	5
Obstetrics-Gynecology	1599220C0	7	7	Allegheny Gen Hosp-PA			
Orthopaedic Surgery	1599260C0	4	4	PITTSBURGH			
Otolaryngology	1599280C0	2	2	Emergency Medicine	1648110C0	8	8
Otolaryngology-Research	1599280C1	1	0	Internal Medicine	1648140C0	7	7
Pathology	1599300C0	4	4	Medicine-Preliminary	1648140P0	6	6
Pediatrics	1599320C0	13	13	Obstetrics-Gynecology	1648220C0	2	2
Psychiatry	1599400C0	8	8	Orthopaedic Surgery	1648260C0	3	3
Radiology-Diagnostic	1599420A0	4	4	Pathology	1648300C0	3	3
General Surgery	1599440C0	10	10	Psychiatry	1648400C0	4	4
Surgery-Preliminary	1599440P0	7	6	Radiology-Diagnostic	1648420A0	4	3
Surg-Prelim/Neurological	1599440P1	2	2	Radiation-Oncology	1648430A0	1	1
Surg-Prelim/Urology	1599440P3	2	2	General Surgery	1648440C0	4	4
Prov Milwaukie Hosp-OR				Surgery-Preliminary			
MILWAUKIE				Medicine-Emergency Med			
Family Practice	1701120C0	7	7	Altoona Family Phys-PA			
Prov Portland Med Ctr-OR				ALTOONA			
PORTLAND				Family Practice			
Internal Medicine	1597140C0	7	7	Bryn Mawr Hospital-PA			
Medicine-Preliminary	1597140P0	3	3	BRYN MAWR			
St Vincent Hospital-OR				Family Practice			
PORTLAND				Radiology-Diagnostic			
Internal Medicine	1598140C0	8	8	Chestnut Hill Hosp-PA			
Medicine-Preliminary	1598140P0	3	3	PHILADELPHIA			
PENNSYLVANIA				Family Practice			
Abington Mem Hosp-PA				Childrens Hospital-Phila-PA			
ABINGTON				PHILADELPHIA			
Family Practice	1600120C0	6	2	Pediatrics			
Internal Medicine	1600140C0	3	3	Conemaugh Memorial-PA			
Medicine-Preliminary	1600140P0	8	8	JOHNSTOWN			
Obstetrics-Gynecology	1600220C0	5	5	Family Practice			
General Surgery	1600440C0	4	4	Internal Medicine			
Surgery-Preliminary	1600440P0	3	3	Pathology			
				General Surgery			
				Surgery-Preliminary			
				Transitional			

NRMP Match Outcome for All Institutions by State 2006

	CODE	QUOTA	MATCHED		CODE	QUOTA	MATCHED
Crozer-Chester Med Ctr-PA				General Surgery			
UPLAND				Surgery-Preliminary			
Family Practice	3185120C0	5	5	Surg-Prelim/Urology			
Internal Medicine	3185140C0	3	3	Medicine-Pediatrics			
Obstetrics-Gynecology	3185220C0	3	3				
Pediatrics	3185320C0	5	5	Graduate Hospital-PA			
Transitional	3185999P0	14	14	PHILADELPHIA			
Drexel (MCP Hahnemann) U COM-PA				Internal Medicine			
PHILADELPHIA				Medicine-Preliminary			
Anesthesiology	1849040A0	5	5	General Surgery			
Anesthesiology	1849040C0	3	3	Surgery-Preliminary			
Dermatology	1849080C0	3	3				
Emergency Medicine	1849110C0	14	14	Guthrie/Robt Packer-PA			
Family Practice	1849120C0	1	1	SAYRE			
Internal Medicine	1849140C0	26	26	Family Medicine			
Medicine-Preliminary	1849140P0	11	11	Internal Medicine			
Obstetrics-Gynecology	1849220C0	6	6	General Surgery			
Orthopaedic Surgery	1849260C0	4	4				
Pathology	1849300C0	3	3	Hamot Med Ctr-PA			
Psychiatry	1849400C0	5	5	ERIE			
Radiology-Diagnostic	1849420A0	6	6	Orthopaedic Surgery			
Radiation-Oncology	1849430A0	1	1				
General Surgery	1849440C0	6	6	Hershey Med Ctr/Penn State-PA			
Surgery-Preliminary	1849440P0	4	1	HERSHEY			
Easton Hospital-PA				Anesthesiology			
EASTON				1617040A0			
Internal Medicine	1610140C0	2	2	1617040C0			
General Surgery	1610440C0	2	2	1617080A0			
Surgery-Preliminary	1610440P0	2	2	1617110C0			
Surgery-Prelim-Desig	1610440P1	1	0	1617140C0			
Forbes Family Prac-PA				1617140P0			
MONROEVILLE				1617220C0			
Family Practice	3087120C0	6	6	1617260C0			
Fox Chase Cancer Ctr-PA				1617260C1			
PHILADELPHIA				1617280C0			
Radiation-Oncology	1638430A0	2	2	1617300C0			
Frankford Hospitals-PA				1617320C0			
PHILADELPHIA				1617360P0			
Transitional	1624999P0	12	12	1617400C0			
Geisinger Health System-PA				1617420A0			
DANVILLE				1617440C0			
Dermatology	1608080A0	3	3	1617440P0			
Emergency Medicine	1608110C0	8	8	1617700C0			
Internal Medicine	1608140C0	9	9	Hosp of the Univ of PA			
Medicine-Preliminary	1608140P0	5	5	PHILADELPHIA			
Obstetrics-Gynecology	1608220C0	2	2	Anesthesiology			
Orthopaedic Surgery	1608260C0	2	2	1628040A0			
Otolaryngology	1608280C0	1	1	1628080A0			
Pediatrics	1608320C0	4	2	1628080A1			
Pediatrics-Preliminary	1608320P0	1	1	1628110C0			
Radiology-Diagnostic	1608420A0	4	4	1628120C0			
				1628140C0			
				1628140M0			
				1628140P0			
				1628140P1			
				1628220C0			
				1628260C0			
				1628260C1			
				1628280C0			

NRMP Match Outcome for All Institutions by State 2006

	CODE	QUOTA	MATCHED		CODE	QUOTA	MATCHED
Hosp of the Univ of PA				Mercy Hosp-Pittsburgh-PA			
Pathology	1628300C0	7	7	PITTSBURGH			
Phys Medicine & Rehab	1628340C0	4	4	Anesthesiology	1649040A0	3	3
Plastic Surgery	1628360C0	2	2	Family Practice	1649120C0	1	1
Psychiatry	1628400C0	10	10	Internal Medicine	1649140C0	5	5
Radiology-Diag/Clin 4 yr	1628420A0	7	7	Phys Medicine & Rehab	1649340A0	4	4
Radiology-Diag/Research 5 yr	1628420A1	3	3	Radiology-Diagnostic	1649420A0	3	3
Rad-Diag /DIRECT 6 yr	1628420C0	1	1	General Surgery	1649440C0	3	3
Radiation Oncology	1628430C0	4	4	Surgery-Preliminary	1649440P0	5	1
General Surgery	1628440C0	6	6	Transitional	1649999P0	15	15
Surgery-Preliminary	1628440P0	4	0	Montgomery Hospital-PA			
Surg-Prelim/Urology	1628440P1	3	3	NORRISTOWN			
Surg-Prelim/Neurosurgery	1628440P2	3	3	Family Practice	1621120C0	6	6
Medicine-Pediatrics	1628700C0	4	4	Penn St U/Good Samaritan-PA			
Lancaster Gen Hosp-PA				Penn St U/Good Samaritan-PA			
LANCASTER				LEBANON			
Family Practice	1618120C0	12	12	Family Practice	1619120C0	4	4
Lankenau Hospital-PA				Pennsylvania Hospital			
WYNNEWOOD				PHILADELPHIA			
Internal Medicine	1632140C0	5	5	Internal Medicine	1639140C0	6	6
Medicine-Preliminary	1632140P0	7	7	Medicine-Preliminary	1639140P0	13	13
Obstetrics-Gynecology	1632220C0	2	2	Obstetrics-Gynecology	1639220C0	6	6
General Surgery	1632440C0	2	2	Pathology	1639300C0	2	1
Surgery-Preliminary	1632440P0	4	0	Radiology-Diagnostic	1639420A0	4	4
Latrobe Area Hospital-PA				Pinnacle Health Hosps-PA			
LATROBE				HARRISBURG			
Family Practice	2965120C0	4	4	Internal Medicine	1615140C0	1	1
Lehigh Valley Hosp-PA				Pinnacle Health Hosps-PA			
ALLENTOWN				Internal Medicine	1615140P0	2	2
Family Practice	1601120C0	4	3	Medicine-Preliminary	1615440C0	2	2
Internal Medicine	1601140C0	8	8	General Surgery	1615440P0	1	1
Obstetrics-Gynecology	1601220C0	4	4	Reading Hosp/Med Ctr-PA			
General Surgery	1601440C0	4	4	READING			
Surgery-Preliminary	1601440P0	1	1	Family Practice	1661120C0	5	5
Transitional	1601999P0	11	11	Internal Medicine	1661140C0	3	3
Medical Ctr Beaver-PA				Reading Hosp/Med Ctr-PA			
BEAVER FALLS				Medicine-Preliminary	1661140P0	2	2
Family Practice	2044120C0	2	2	Obstetrics-Gynecology	1661220C0	4	4
Mercy Catholic Med-PA				Reading Hosp/Med Ctr-PA			
DARBY				Transitional	1661999P0	5	5
Internal Medicine	1636140C0	2	2	Sacred Heart Hospital-PA			
Medicine-Preliminary	1636140P0	3	0	ALLENTOWN			
Radiology-Diagnostic	1636420A0	3	0	Family Practice	1602120C0	2	2
General Surgery	1636440C0	2	2	Scranton-Temple Res-PA			
Transitional	1636999P0	6	2	SCRANTON			
Mercy Catholic Med-PA				Scranton-Temple Res-PA			
DARBY				Medicine-Primary	3056140M0	4	4
Internal Medicine	1636140C0	2	2	St Christophers Hosp-PA			
Medicine-Preliminary	1636140P0	3	0	PHILADELPHIA			
Radiology-Diagnostic	1636420A0	3	0	Pediatrics	1653320C0	24	24
General Surgery	1636440C0	2	2	St Christophers Hosp-PA			
Transitional	1636999P0	6	2	PHILADELPHIA			

NRMP Match Outcome for All Institutions by State 2006

	CODE	QUOTA	MATCHED		CODE	QUOTA	MATCHED
St Lukes-Bethlehem-PA				UPMC McKeesport-PA			
BETHLEHEM				MCKEESPORT			
Emergency Medicine	1605110C0	8	8	Family Practice	1620120C0	4	4
Family Practice	1605120C0	1	1	Internal Medicine	1620140C0	2	1
Internal Medicine	1605140C0	5	5	UPMC Medical Education Prog-PA			
Obstetrics-Gynecology	1605220C0	4	4	PITTSBURGH			
General Surgery	1605440C0	2	2	Anesthesiology	1652040A0	9	9
Transitional	1605999P0	1	1	Anesthesiology	1652040C0	6	6
St Vincent Hlth Ctr-PA				Dermatology	1652080A0	3	3
ERIE				Emergency Medicine	1652110C0	16	16
Family Medicine	1612120C0	4	2	Internal Medicine	1652140C0	22	22
Family Medicine	1612120P0	1	0	Int Med/Womens Health	1652140C1	4	3
TJU/Dupont Childrens-PA				Medicine-Primary	1652140M0	4	0
PHILADELPHIA				Medicine-Preliminary	1652140P0	9	6
Pediatrics	1654320C0	20	20	Obstetrics-Gynecology	1652220C0	9	9
Pediatrics-PM&R	1654735C0	1	1	Orthopaedic Surgery	1652260C0	4	4
Temple Univ Hosp-PA				Ortho Surgery/Research	1652260C1	4	4
PHILADELPHIA				Otolaryngology	1652280C0	5	5
Anesthesiology	1646040A0	6	6	Pathology	1652300C0	4	4
Emergency Medicine	1646110C0	10	10	Pediatrics	1652320C0	24	20
Internal Medicine	1646140C0	29	29	Phys Medicine & Rehab	1652340C0	4	4
Obstetrics-Gynecology	1646220C0	5	5	Plastic Surgery	1652360C0	3	3
Orthopaedic Surgery	1646260C0	4	4	Psychiatry	1652400C0	13	13
Otolaryngology	1646280C0	2	2	Radiology-Diagnostic	1652420A0	12	12
Pathology	1646300C0	1	1	Radiation Oncology	1652430A0	1	1
Phys Medicine & Rehab	1646340A0	7	7	General Surgery	1652440C0	5	5
Psychiatry	1646400C0	6	4	Surgery-Preliminary	1652440P0	5	5
Radiology-Diagnostic	1646420A0	6	6	Surg-Prelim/Non-Desig	1652440P1	2	1
General Surgery	1646440C0	5	5	Medicine-Pediatrics	1652700C0	4	4
Surgery-Preliminary	1646440P0	9	4	Peds/Psych/Child Psych	1652730C0	2	2
Thomas Jefferson Univ-PA				Transitional	1652999P0	6	3
PHILADELPHIA				UPMC Presbyterian Shadyside-PA			
Anesthesiology	1630040A0	12	12	PITTSBURGH			
Dermatology	1630080A0	4	4	Family Practice	1657120C0	7	7
Emergency Medicine	1630110C0	12	12	Internal Medicine	1657140C0	6	6
Family Practice	1630120C0	9	9	Transitional	1657999P0	6	6
Internal Medicine	1630140C0	39	39	UPMC St Margaret-PA			
Medicine-Preliminary	1630140P0	9	8	PITTSBURGH			
Obstetrics-Gynecology	1630220C0	8	8	Family Practice	1656120C0	8	8
Orthopaedic Surgery	1630260C0	7	7	Washington Hospital-PA			
Otolaryngology	1630280C0	4	4	WASHINGTON			
Pathology	1630300C0	3	2	Family Practice	1669120C0	5	4
Phys Medicine & Rehab	1630340A0	7	7	Western Pennsylvania Hosp			
Psychiatry	1630400C0	7	7	PITTSBURGH			
Radiology-Diagnostic	1630420A0	7	7	Anesthesiology	1659040A0	8	8
Radiation-Oncology	1630430A0	2	2	Family Practice	1659120C0	2	2
General Surgery	1630440C0	6	6	Internal Medicine	1659140C0	12	12
Surgery-Preliminary	1630440P0	5	4	Obstetrics-Gynecology	1659220C0	3	3
U Penn Health Sys/Presby				Radiology-Diagnostic	1659420A0	3	3
PHILADELPHIA				General Surgery	1659440C0	2	2
Anesthesiology	1641040C0	2	2	Surgery-Preliminary	1659440P0	4	2
Transitional	1641999P0	14	14	Transitional	1659999P0	9	9

NRMP Match Outcome for All Institutions by State 2006

				CODE	QUOTA	MATCHED				
				CODE	QUOTA	MATCHED	CODE	QUOTA	MATCHED	
Williamsport Hosp-PA							Phys Medicine & Rehab	1116340C0	3	3
WILLIAMSPORT							Psychiatry	1116400C0	6	5
Family Practice	1673120C0	4	4				Radiology-Diagnostic	1116420A0	4	4
Wyoming Valley Fam Prac Res-PA							General Surgery	1116440C0	5	5
KINGSTON							Surgery-Preliminary	1116440P0	7	6
Family Practice	2992120C0	3	2	QUEBEC						
York Hospital-PA							McGill University-PQ			
YORK							MONTREAL			
Emergency Medicine	1674110C0	11	11				Orthopaedic Surgery	2035260C0	1	0
Family Practice	1674120C0	6	5				Psychiatry	2035400C0	1	0
Internal Medicine	1674140C0	6	6	RHODE ISLAND						
Medicine-Preliminary	1674140P0	2	2	Brown Med Sch/Memorial Hosp-RI						
Obstetrics-Gynecology	1674220C0	2	2	PAWTUCKET						
General Surgery	1674440C0	3	3				Family Practice	1676120C0	10	10
Surgery-Preliminary	1674440P0	4	0				Medicine-Primary	1676140M0	6	6
Transitional	1674999P0	5	5	Brown U Int Med Res-RI						
PUERTO RICO							PROVIDENCE			
Damas Hospital-PR							Internal Medicine	1670140C0	31	31
PONCE							Medicine-Preliminary	1670140P0	10	10
Internal Medicine	2039140C0	5	0	Brown Univ Psych Res-RI						
Hosp Episcopal San Lucas-PR							PROVIDENCE			
PONCE							Psychiatry	3170400C0	9	9
Internal Medicine	2101140C0	6	3	Rhode Island Hosp/Brown U						
Obstetrics-Gynecology	2101220C0	3	2	PROVIDENCE						
Pediatrics	2101320C0	3	0				Dermatology	1677080A0	3	3
Transitional	2101999P0	12	12				Emergency Medicine	1677110C0	12	12
Hospital de la Concepcion							Medicine-Primary	1677140M0	8	8
SAN GERMAN							Orthopaedic Surgery	1677260C0	5	5
Internal Medicine	1202140C0	5	2				Pathology	1677300C0	2	2
San Juan VA Med Ctr-PR							Pediatrics	1677320C0	16	16
SAN JUAN							Plastic Surgery	1677360C0	2	2
Internal Medicine	3012140C0	14	14				Radiology-Diagnostic	1677420A0	7	7
Medicine-Preliminary	3012140P0	2	2				General Surgery	1677440C0	5	5
Phys Medicine & Rehab	3012340C0	3	3				Surgery-Preliminary	1677440P0	9	4
Psychiatry	3012400C0	3	3				Medicine-Pediatrics	1677700C0	4	4
Univ of Puerto Rico							Peds/Psych/Child Psych	1677730C0	3	3
SAN JUAN							Roger Williams Med Ctr-RI			
Dermatology	1116080A0	3	2	PROVIDENCE						
Emergency Medicine	1116110C0	10	9				Dermatology	1678080A0	2	2
Family Practice	1116120C0	8	8				Internal Medicine	1678140C0	6	6
Internal Medicine	1116140C0	9	9				Medicine-Preliminary	1678140P0	5	5
Neurology	1116180C0	3	3	Womens & Infants Hosp-RI						
Obstetrics-Gynecology	1116220C0	5	5	PROVIDENCE						
Orthopaedic Surgery	1116260C0	4	4				Obstetrics-Gynecology	2793220C0	8	8
Otolaryngology	1116280C0	1	1							
Pathology	1116300C0	3	3							
Pediatrics	1116320C0	10	10							

NRMP Match Outcome for All Institutions by State 2006

SOUTH CAROLINA				Self Regional Healthcare-SC			
	CODE	QUOTA	MATCHED		CODE	QUOTA	MATCHED
Anderson Area Med Ctr-SC				GREENWOOD			
ANDERSON				Family Practice	2033120C0	8	7
Family Practice	3017120C0	9	9	Spartanburg Reg Healthcare-SC			
Seneca Lakes FP/Anderson	3017120C1	2	1	SPARTANBURG			
Family Practice	3017120R0	1	0	Family Practice	1685120C0	8	7
Greenville Hosp Sys-SC				General Surgery	1685440C0	2	2
GREENVILLE				Surgery-Preliminary	1685440P0	3	0
Family Practice	1683120C0	6	6	Transitional	1685999P0	6	6
Internal Medicine	1683140C0	10	10	Trident Medical Center-SC			
Internal Medicine	1683140P0	4	4	CHARLESTON			
Obstetrics-Gynecology	1683220C0	6	6	Family Medicine	2056120C0	10	10
Orthopaedic Surgery	1683260C0	3	3	Transitional-MUSC	2056999P0	6	6
Pediatrics	1683320C0	9	9	SOUTH DAKOTA			
General Surgery	1683440C0	3	3	Rapid City Reg Hosp-SD			
Surgery-Preliminary	1683440P0	4	0	RAPID CITY			
Medicine-Pediatrics	1683700C0	4	3	Family Practice	1177120C0	8	4
McLeod Reg Med Ctr-SC				Sioux Falls Fam Prac-SD			
FLORENCE				SIOUX FALLS			
Family Practice	2032120C0	7	7	Family Practice	2979120C0	8	7
Medical University of SC				U South Dakota SOM			
CHARLESTON				SIOUX FALLS			
Anesthesiology	1680040C0	7	7	Internal Medicine	2805140C0	8	8
Dermatology	1680080A0	3	3	Medicine-Preliminary	2805140P0	2	2
Internal Medicine	1680140C0	22	22	Pathology	2805300C0	1	1
Medicine-Preliminary	1680140P0	4	4	Psychiatry	2805400C0	3	0
Obstetrics-Gynecology	1680220C0	5	5	Transitional	2805999P0	6	6
Orthopaedic Surgery	1680260C0	2	2	TENNESSEE			
Ortho Surg/Research 6 yr	1680260C1	1	1	Baptist Mem Hosp-TN			
Otolaryngology	1680280C0	3	3	MEMPHIS			
Pathology	1680300C0	6	6	Radiology-Diagnostic	1694420A0	6	6
Pediatrics	1680320C0	12	12	East Tennessee St Univ			
Psychiatry	1680400C0	12	12	JOHNSON CITY			
Radiology-Diagnostic	1680420A0	7	7	Fam Prac/Johnson City	2066120C1	3	3
Radiation-Oncology	1680430A0	1	1	Family Prac/Bristol	2066120C2	5	5
General Surgery	1680440C0	4	4	Family Prac/Kingsport	2066120C3	4	4
Surgery-Preliminary	1680440P0	18	8	Internal Medicine	2066140C0	6	6
Medicine-Pediatrics	1680700C0	2	2	Medicine-Preliminary	2066140P0	3	2
Medicine-Psychiatry	1680715C0	2	1	Obstetrics-Gynecology	2066220C0	3	3
Palmetto Health Richland-SC				Pathology	2066300C0	2	2
COLUMBIA				Pediatrics	2066320C0	4	4
Emergency Medicine	1681110C0	10	10	Psychiatry	2066400C0	4	4
Family Practice	1681120C0	9	9	General Surgery	2066440C0	5	5
Internal Medicine	1681140C0	12	11	Surgery-Preliminary	2066440P0	4	1
Medicine-Preliminary	1681140P0	4	4	Medicine-Psychiatry	2066715C0	1	1
Obstetrics-Gynecology	1681220C0	4	4				
Orthopaedic Surgery	1681260C0	2	2				
Pediatrics	1681320C0	9	9				
Psychiatry	1681400C0	6	6				
General Surgery	1681440C0	3	3				
Surgery-Preliminary	1681440P0	2	0				
Medicine-Pediatrics	1681700C0	2	1				

NRMP Match Outcome for All Institutions by State 2006

				CODE	QUOTA	MATCHED				
				CODE	QUOTA	MATCHED	CODE	QUOTA	MATCHED	
Meharry/Metro General-TN							Medicine-Pediatrics	1844700C0	8	8
NASHVILLE							Trans/U of TN Meth Hosp	1844999P0	4	4
Family Practice	1028120C0	6	6				Vanderbilt Univ Med-TN			
Internal Medicine	1028140C0	12	7				NASHVILLE			
Obstetrics-Gynecology	1028220C0	3	3			Anesthesiology	1702040A0	1	1	
Occupational Medicine	1028380C0	1	1			Anesthesiology	1702040C0	13	13	
Prev Med/Public Health	1028380C1	1	1			Dermatology	1702080A0	2	2	
Psychiatry	1028400C0	1	1			Emergency Medicine	1702110C0	10	10	
U TN/Baptist-Nashville							Internal Medicine	1702140C0	33	33
NASHVILLE							Medicine-Preliminary	1702140P0	10	10
Internal Medicine	1699140C0	5	5			Obstetrics-Gynecology	1702220C0	6	6	
Medicine-Preliminary	1699140P0	1	1			Orthopaedic Surgery	1702260C0	5	5	
U Tenn Grad SOM-Knoxville							Otolaryngology	1702280C0	4	4
KNOXVILLE							Pathology	1702300C0	7	7
Anesthesiology	1839040A0	6	6			Pediatrics	1702320C0	23	23	
Family Practice	1839120C0	6	2			Psychiatry	1702400C0	7	7	
Internal Medicine	1839140C0	8	8			Radiology-Diagnostic	1702420A0	5	5	
Obstetrics-Gynecology	1839220C0	3	3			General Surgery	1702440C0	7	7	
Pathology	1839300C0	3	2			Surgery-Preliminary	1702440P0	16	6	
Radiology-Diagnostic	1839420A0	5	5			Medicine-Pediatrics	1702700C0	4	4	
General Surgery	1839440C0	4	4			TEXAS				
Surgery-Preliminary	1839440P0	3	1			Austin Med Educ Progs-TX				
Surg-Prelim/Anesth P	1839440P1	2	1			AUSTIN				
Transitional	1839999P0	3	3			Family Practice	1704120C0	7	7	
Trans/Anesthesia P	1839999P1	4	4			Pediatrics	1704320C0	13	13	
Trans/Radiology P	1839999P2	3	3			Psychiatry	1704400C0	4	4	
U Tennessee COM-Chatta							Baylor Coll Med-Houston-TX			
CHATTANOOGA							HOUSTON			
Family Practice	1689120C0	6	2			Anesthesiology	1716040A0	1	1	
Internal Medicine	1689140C0	5	5			Anesthesiology	1716040C0	10	10	
Obstetrics-Gynecology	1689220C0	4	4			Dermatology	1716080A0	4	4	
Orthopaedic Surgery	1689260C0	3	3			Fam Prac/Com Hlth Ctr	1716120C0	4	4	
Pediatrics	1689320C0	7	7			Fam Prac/Kelsey-Seybold	1716120C1	4	4	
General Surgery	1689440C0	4	4			Fam Prac/Com Hlth Ctr/Prev Med	1716120C3	2	2	
Surgery-Preliminary	1689440P0	4	1			Fam Prac/Kelsey-Seybold/MBA	1716120C4	2	2	
Transitional	1689999P0	8	8			Internal Medicine	1716140C0	45	45	
U Tennessee COM-Memphis							Medicine-Preliminary	1716140P0	15	15
MEMPHIS							Obstetrics-Gynecology	1716220C0	12	12
Dermatology	1844080C0	2	2			Orthopaedic Surgery	1716260C0	5	5	
Family Prac/St Francis	1844120C0	8	4			Otolaryngology	1716280C0	5	5	
Family Prac/Jackson	1844120C1	8	3			Pathology	1716300C0	5	5	
Internal Medicine	1844140C0	10	10			Pediatrics	1716320C0	37	37	
Medicine-Primary	1844140M0	2	2			Peds/Child Neurology-2 yr	1716320P0	2	2	
Medicine-Preliminary	1844140P0	8	8			Phys Medicine & Rehab	1716340A0	6	6	
Obstetrics-Gynecology	1844220C0	10	10			Surgery-Plastic Surg	1716360C0	3	3	
Orthopaedic Surgery	1844260C0	8	8			Psychiatry	1716400C0	10	10	
Otolaryngology	1844280C0	2	2			Radiology-Diagnostic	1716420A0	4	4	
Pathology	1844300C0	3	2			Radiology-Diag/5 Yr Prog	1716420C0	6	6	
Pediatrics	1844320C0	16	13			Radiation-Oncology	1716430A0	3	3	
Psychiatry	1844400C0	4	4			General Surgery	1716440C0	4	4	
Rad-Diag/U of TN Meth Hosp	1844420C1	7	4			Gen Surgery/Academic	1716440C1	4	4	
General Surgery	1844440C0	8	8			Surgery-Preliminary	1716440P0	8	7	
Surgery-Preliminary	1844440P0	5	5			Medicine-Pediatrics	1716700C0	8	8	

NRMP Match Outcome for All Institutions by State 2006

				CODE	QUOTA	MATCHED					
				CODE	QUOTA	MATCHED					
Baylor Med Ctr-Garland-TX							Methodist Hospital-Houston-TX				
GARLAND							HOUSTON				
Family Practice		1223120C0	6	6	Family Medicine	1167120C0	4	3			
Baylor U Med Ctr-Dallas-TX							Methodist Hosps of Dallas-TX				
DALLAS							DALLAS				
Internal Medicine		1706140C0	9	9	Family Practice	1707120C0	4	4			
Medicine-Preliminary		1706140P0	3	3	Internal Medicine	1707140C0	9	9			
Obstetrics-Gynecology		1706220C0	5	5	Obstetrics-Gynecology	1707220C0	3	2			
Pathology		1706300C0	5	5	General Surgery	1707440C0	2	2			
Phys Medicine & Rehab		1706340A0	3	3	Surgery-Preliminary	1707440P0	4	3			
Radiology-Diagnostic		1706420A0	2	2	Presbyterian Hosp-Dallas-TX						
Radiology-Diagnostic		1706420C0	5	5	DALLAS						
General Surgery		1706440C0	8	8	Internal Medicine	1719140C0	5	5			
Surgery-Preliminary		1706440P0	5	2	Medicine-Preliminary	1719140P0	6	6			
Christus Santa Rosa-TX							San Jacinto Meth Hosp-TX				
SAN ANTONIO							BAYTOWN				
Family Practice		1304120C0	7	7	Family Practice	2060120C0	5	5			
Christus Spohn Mem Hosp-TX							Texas A&M-Scott & White				
CORPUS CHRISTI							TEMPLE				
Family Practice		1705120C0	12	12	Anesthesiology	1725040C0	6	6			
Conroe Reg Med Ctr-TX							Texas Tech U Affil-Amarillo				
CONROE							AMARILLO				
Family Practice		1502120C0	7	7	Family Practice	2993120C0	6	6			
Driscoll Childrens Hosp-TX							Texas Tech U Affil-El Paso				
CORPUS CHRISTI							EL PASO				
Pediatrics		1703320C0	5	5	Emergency Medicine	1710110C0	8	8			
Fam Prac Brazos Valley-TX							Methodist Hospital-Houston-TX				
BRYAN							HOUSTON				
Family Practice		1713120C0	7	5	Family Practice	1710120C0	4	4			
John Peter Smith Hosp-TX							Methodist Hosps of Dallas-TX				
FORT WORTH							DALLAS				
Family Practice		1711120C0	23	23	Family Practice	1707120C0	4	4			
Obstetrics-Gynecology		1711220C0	4	4	Internal Medicine	1707140C0	9	9			
Orthopaedic Surgery		1711260C0	4	4	Obstetrics-Gynecology	1707220C0	3	2			
Psychiatry		1711400C0	4	4	General Surgery	1707440C0	2	2			
Transitional		1711999P1	12	12	Surgery-Preliminary	1707440P0	4	3			
McAllen Med Ctr-TX							Presbyterian Hosp-Dallas-TX				
MCALLEN							DALLAS				
Family Practice		3072120C0	6	1	Internal Medicine	1719140C0	5	5			
McLennan Co Fam Prac-TX							San Jacinto Meth Hosp-TX				
WACO							BAYTOWN				
Family Practice		1735120C0	12	12	Family Practice	2060120C0	5	5			
Memorial Hermann Hosp-TX							Texas A&M-Scott & White				
HOUSTON							TEMPLE				
Family Practice		1785120C0	13	10	Anesthesiology	1725040C0	6	6			
							Texas Tech U Affil-Amarillo				
							AMARILLO				
							Family Practice				
							Internal Medicine				
							Medicine-Preliminary				
							Obstetrics-Gynecology				
							Pediatrics				
							Texas Tech U Affil-El Paso				
							EL PASO				
							Emergency Medicine				
							Family Practice				
							Internal Medicine				

NRMP Match Outcome for All Institutions by State 2006

	CODE	QUOTA	MATCHED		CODE	QUOTA	MATCHED
Texas Tech U Affil-El Paso				U Texas Med Branch-Galveston			
Obstetrics-Gynecology	1710220C0	4	4	GALVESTON			
Pediatrics	1710320C0	6	6	Anesthesiology	1714040C0	14	14
Psychiatry	1710400C0	3	3	Dermatology	1714080A0	2	2
General Surgery	1710440C0	3	3	Fam Practice/Galveston	1714120C0	5	5
Surgery-Preliminary	1710440P0	2	2	Internal Medicine	1714140C0	27	27
Transitional	1710999P0	6	6	Internal Medicine/Austin	1714140C1	12	12
Texas Tech U Affil-Lubbock				Medicine-Preliminary	1714140P0	7	7
LUBBOCK				Medicine-Prelim/Austin	1714140P1	7	7
Anesthesiology	2973040C0	5	5	Ob-Gyn/Galveston	1714220C0	8	8
Dermatology	2973080A0	3	3	Ob-Gyn/Austin	1714220C1	5	5
Family Practice	2973120C0	8	7	Orthopaedic Surgery	1714260C0	5	5
Internal Medicine	2973140C0	9	9	Otolaryngology	1714280C0	3	2
Medicine-Preliminary	2973140P0	2	2	Pathology	1714300C0	4	4
Obstetrics-Gynecology	2973220C0	3	3	Pediatrics	1714320C0	12	12
Orthopaedic Surgery	2973260C0	2	2	Surgery-Plastic Surg	1714360C0	3	3
Pathology	2973300C0	2	0	Psychiatry	1714400C0	4	4
Pediatrics	2973320C0	6	3	Psychiatry/Child Psych	1714400C1	3	3
Psychiatry	2973400C0	3	1	Radiology-Diagnostic	1714420A0	6	6
General Surgery	2973440C0	3	3	General Surgery	1714440C0	4	4
Surgery-Preliminary	2973440P0	3	2	Surgery-Preliminary	1714440P0	2	0
Texas Tech U Affil-Odessa				Surg-Prelim/Neurological	1714440P1	1	1
ODESSA				Medicine-Pediatrics	1714700C0	4	4
Family Practice	3124120C0	6	6	Pediatrics/Dermatology	1714790C0	1	0
Internal Medicine	3124140C0	9	9	Transitional/Austin	1714999P0	6	6
Obstetrics-Gynecology	3124220C0	2	2	U Texas Med Sch-Houston			
U Texas HSC-San Antonio				HOUSTON			
SAN ANTONIO				Anesthesiology	2923040A0	10	10
Anesthesiology	1722040C0	10	10	Anesthesiology	2923040C0	10	10
Dermatology	1722080A0	1	1	Dermatology	2923080A0	4	4
Family Practice	1722120C0	12	12	Emergency Medicine	2923110C0	10	10
Internal Medicine	1722140C0	24	24	Family Practice HH/LBJ	2923120C0	12	12
Internal Med/RAHC-Harlingen	1722140C1	5	5	Medical Genetics	2923130C0	1	1
Medicine-Preliminary	1722140P0	13	13	Internal Medicine	2923140C0	35	35
Obstetrics-Gynecology	1722220C0	6	6	Medicine-Preliminary	2923140P0	16	16
Orthopaedic Surgery	1722260C0	6	6	Med Prelim/Rad Oncology	2923140P1	2	2
Otolaryngology	1722280C0	2	2	Ob/Gyn-HH B Program	2923220C0	6	6
Pathology	1722300C0	4	4	Ob/Gyn-LBJ A Program	2923220C1	5	5
Pediatrics	1722320C0	15	15	Orthopaedic Surgery	2923260C0	3	3
Phys Medicine & Rehab	1722340C0	6	6	Otolaryngology	2923280C0	3	3
Psychiatry	1722400C0	8	8	Pathology	2923300C0	6	6
Radiology-Diagnostic	1722420A0	6	6	Pediatrics	2923320C0	18	18
Radiation Oncology	1722430A0	1	1	Pediatrics/2 years	2923320P0	2	1
Radiation Oncology	1722430C0	1	1	Phys Medicine & Rehab	2923340A0	4	4
General Surgery	1722440C0	6	6	Psychiatry	2923400C0	8	6
Surgery-Preliminary	1722440P0	12	5	Radiology-Diagnostic	2923420A0	12	12
U Texas Health Ctr-Tyler				General Surgery	2923440C0	7	7
TYLER				Surgery-Preliminary	2923440P0	8	4
Family Practice	3626120C0	7	7	Medicine-Pediatrics	2923700C0	6	6
U Texas MD Anderson Cancer Ctr				Transitional	2923999P0	13	13
HOUSTON				U Texas SW Med Sch-Dallas			
Radiation-Oncology	1004430A0	6	6	DALLAS			
U Texas Health Ctr-Tyler				Anesthesiology	2835040C0	15	15
TYLER				Dermatology	2835080A0	5	5
Family Practice	3626120C0	7	7	Emergency Medicine	2835110C0	16	16
U Texas MD Anderson Cancer Ctr				Family Practice/Parkland	2835120C0	3	3
HOUSTON				Internal Medicine	2835140C0	45	45
Radiation-Oncology	1004430A0	6	6				

NRMP Match Outcome for All Institutions by State 2006

	CODE	QUOTA	MATCHED		CODE	QUOTA	MATCHED
U Texas SW Med Sch-Dallas							
Medicine-Preliminary	2835140P0	5	4	Pathology-AP/CP Comb	1732300C0	4	4
Obstetrics-Gynecology	2835220C0	18	18	Pathology-CP only	1732300C1	1	0
Orthopaedic Surgery	2835260C0	6	6	Pediatrics	1732320C0	19	19
Otolaryngology	2835280C0	4	4	Phys Medicine & Rehab	1732340A0	3	3
Pathology	2835300C0	8	8	Plastic Surgery	1732360A0	1	1
Pediatrics	2835320C0	30	30	Psychiatry	1732400C0	6	5
Pediatrics/Preliminary	2835320P0	2	0	Radiology-Diagnostic	1732420A0	5	5
Phys Medicine & Rehab	2835340A0	8	7	Radiation-Oncology	1732430A0	1	1
Plastic Surgery	2835360C0	3	3	General Surgery	1732440C0	5	5
Psychiatry	2835400A0	2	0	Surgery-Preliminary	1732440P0	1	0
Psychiatry	2835400C0	12	12	Urology	1732480C0	2	2
Radiology-Diagnostic	2835420A0	6	6	Medicine-Pediatrics	1732700C0	2	2
Radiology-Diagnostic	2835420C0	6	6	Peds/Psych/Child Psych	1732730C0	2	2
Radiation Oncology	2835430A0	2	2				
General Surgery	2835440C0	13	13	Utah Valley Reg Med Ctr			
Surgery-Preliminary	2835440P0	2	0	PROVO			
Surg-Prelim/Neurosurgery	2835440P1	2	2	Family Medicine	1215120C0	6	6
Surg-Prelim/Urology	2835440P2	4	4				
Valley Baptist Med Ctr-TX							
HARLINGEN							
Family Practice	1235120C0	5	5	VERMONT			
Wichita Falls Family-TX							
WICHITA FALLS							
Family Practice	3088120C0	8	8	UVM/Fletcher Allen-VT			
UTAH							
LDS Hospital-UT							
SALT LAKE CITY							
Transitional	1729999P0	12	12	BURLINGTON			
McKay-Dee Hosp Ctr-UT							
OGDEN							
Family Practice	1736120C0	6	6	Anesthesiology	1734040A0	4	4
St Marks Hospital-UT							
SALT LAKE CITY							
Family Medicine	1730120C0	4	3	Dermatology	1734080A0	1	1
U Utah Affil Hospitals							
SALT LAKE CITY							
Anesthesiology	1732040A0	10	10	Family Practice	1734120C0	5	5
Dermatology	1732080A0	2	2	Internal Medicine	1734140C0	10	7
Emergency Medicine	1732110C0	8	8	Medicine-Primary	1734140M0	2	2
Family Medicine	1732120C0	8	5	Medicine-Preliminary	1734140P0	7	7
Internal Medicine	1732140C0	28	28	Obstetrics-Gynecology	1734220C0	3	3
Medicine-Preliminary	1732140P0	12	12	Orthopaedic Surgery	1734260C0	3	3
Med-Prel/Ophthalmology	1732140P1	3	3	Otolaryngology	1734280C0	1	1
Neurological Surgery	1732160C0	2	2	Pathology	1734300C0	4	4
Neurology	1732180C0	4	4	Pediatrics	1734320C0	6	4
Obstetrics-Gynecology	1732220C0	5	5	Psychiatry	1734400C0	4	4
Orthopaedic Surgery	1732260C0	5	5	Radiology-Diagnostic	1734420A0	3	3
Otolaryngology	1732280C0	3	3	General Surgery	1734440C0	3	3
				Surgery-Preliminary	1734440P0	5	2
				VIRGINIA			
				Bon Secours St Francis-VA			
				MIDLOTHIAN			
				Family Medicine	2530120C0	6	6
				Carilion Health System-VA			
				ROANOKE			
				Family Medicine	1748120C0	7	5
				Obstetrics-Gynecology	1748220C0	2	2
				General Surgery	1748440C0	3	3
				Surgery-Preliminary	1748440P0	3	1
				Transitional	1748999P0	12	12

NRMP Match Outcome for All Institutions by State 2006

				CODE	QUOTA	MATCHED				
				CODE	QUOTA	MATCHED	CODE	QUOTA	MATCHED	
Chippenham Med Ctr-VA							Internal Medicine	1737140C0	27	27
RICHMOND							Medicine-Primary	1737140M0	3	3
	Family Practice	3045120C0	6	6			Medicine-Preliminary	1737140P0	6	6
Eastern VA Med School-VA							Neurology PGY 1	1737180P0	5	4
NORFOLK							Obstetrics-Gynecology	1737220C0	5	5
	Dermatology	2980080A0	1	1			Orthopaedic Surg/5 Yr	1737260C0	3	3
	Emergency Medicine	2980110C0	10	10			Orthopaedic Surg/6 Yr	1737260C1	2	2
	Family Med/Portsmouth	2980120C0	6	6			Otolaryngology	1737280C0	3	3
	Family Practice/Ghent	2980120C1	4	4			Pathology	1737300C0	5	5
	Internal Medicine	2980140C0	8	2			Pediatrics	1737320C0	12	12
	Internal Med/Geriatrics	2980140C1	0	0			Phys Medicine & Rehab	1737340A0	2	2
	Medicine-Preliminary	2980140P0	7	7			Phys Medicine & Rehab	1737340C0	2	2
	Obstetrics-Gynecology	2980220C0	4	4			Plastic Surgery	1737360C0	1	1
	Otolaryngology	2980280C0	2	2			Psychiatry	1737400C0	9	9
	Pathology	2980300C0	2	0			Radiology-Diagnostic	1737420A0	7	7
	Pediatrics	2980320C0	17	17			Rad-Diag/Research	1737420A1	1	1
	Phys Medicine & Rehab	2980340A0	3	3			Rad-Diag/Vasc Interv	1737420A2	1	1
	Psychiatry	2980400C0	4	4			Radiation-Oncology	1737430A0	2	2
	Radiology-Diagnostic	2980420A0	4	4			Gen Surgery/Five Years	1737440C0	5	5
	General Surgery	2980440C0	4	4			Surgery-Preliminary	1737440P0	5	5
	Surgery-Preliminary	2980440P0	3	2			Surg-Prelim/Non-Desig	1737440P1	7	0
	Medicine-Family Practice	2980740C0	3	1			VCU-Shenandoah Valley-VA			
Fairfax Fam Prac Ctr-VA							FRONT ROYAL			
FAIRFAX							Family Practice	1742120C0	4	2
	Family Practice	1733120C0	8	8			Virginia Commonwealth U Hlth Sys			
INOVA Fairfax Hospital-VA							RICHMOND			
FALLS CHURCH							Anesthesiology	1743040C0	8	8
	Pediatrics	3199320C0	11	11			Dermatology	1743080A0	2	2
	Surgery-General	3199440C0	3	3			Emergency Medicine	1743110C0	8	8
Lynchburg Fam Med-VA							Internal Medicine	1743140C0	24	24
LYNCHBURG							Int Med/Women's Health	1743140C1	4	4
	Family Medicine	3065120C0	5	4			Medicine-Preliminary	1743140P0	18	14
Riverside Reg Med Ctr-VA							Obstetrics-Gynecology	1743220C0	6	6
NEWPORT NEWS							Orthopaedic Surgery	1743260C0	5	5
	Family Medicine	1739120C0	10	10			Otolaryngology	1743280C0	2	2
	Obstetrics-Gynecology	1739220C0	3	3			Pathology	1743300C0	5	5
	Transitional	1739999P0	12	12			Pediatrics	1743320C0	13	13
U VA Roanoke-Salem Prog							Phys Medicine & Rehab	1743340A0	5	5
ROANOKE							Plastic Surgery	1743360C0	1	1
	Internal Medicine	1750140C0	3	3			Psychiatry	1743400C0	9	9
	Medicine-Preliminary	1750140P0	5	1			Radiology-Diagnostic	1743420A0	9	9
	Psychiatry	1750400C0	3	3			General Surgery	1743440C0	5	5
	Medicine-Psychiatry	1750715C0	1	1			Surgery-Preliminary	1743440P0	3	2
University of Virginia							Surg-Prelim/Urology	1743440P2	2	2
CHARLOTTESVILLE							Surg-Prelim/Neurosurgery	1743440P3	2	2
	Anesthesiology	1737040A0	5	5			Medicine-Pediatrics	1743700C0	5	5
	Anesthesiology	1737040C0	9	9			WASHINGTON			
	Dermatology	1737080A0	2	2			Central WA Family Med			
	Emergency Medicine	1737110C0	9	9			YAKIMA			
	Family Practice	1737120C0	8	8			Family Medicine	3059120C0	4	4

NRMP Match Outcome for All Institutions by State 2006

	CODE	QUOTA	MATCHED		CODE	QUOTA	MATCHED
Deaconess Med Ctr-WA				Medicine-Preliminary			
SPOKANE				1918140P0 13 7			
Transitional	1757999P0	8	8	Med-Prelim/Neurology			
				1918140P1 5 5			
				Obstetrics-Gynecology			
				1918220C0 6 6			
				Orthopaedic Surgery			
				1918260C0 8 8			
				Otolaryngology			
				1918280C0 2 2			
				Oto + 2 yrs research			
				1918280C1 1 1			
				Pathology			
				1918300C0 5 5			
				Anatomic Pathology			
				1918300C1 1 1			
				Clinical Pathology			
				1918300C2 1 1			
				Pediatrics			
				1918320C0 26 26			
				Pediatrics-Preliminary			
				1918320P0 1 1			
				Phys Medicine & Rehab			
				1918340A0 5 5			
				Phys Medicine & Rehab			
				1918340C0 3 3			
				Plastic Surgery			
				1918360C0 2 2			
				Psychiatry			
				1918400C0 10 10			
				Psychiatry/Spokane			
				1918400C1 2 2			
				Radiology-Diagnostic			
				1918420A0 7 7			
				Radiology-Diagnostic			
				1918420C0 3 3			
				Radiation-Oncology			
				1918430A0 2 2			
				General Surgery			
				1918440C0 7 7			
				Surgery-Preliminary			
				1918440P0 3 1			
				Surg-Prelim/Neuro Surg			
				1918440P1 3 3			
				Surg-Prelim/Urology			
				1918440P2 3 3			
Providence St Peter Hosp-WA				Valley Med Ctr-WA			
OLYMPIA				RENTON			
Family Practice	3198120C0	6	6	Family Medicine	3132120C0	8	8
Sacred Heart Med Ctr-WA				Virginia Mason Med Ctr-WA			
SPOKANE				SEATTLE			
Radiology-Diagnostic	1758420C0	2	2	Anesthesiology	1756040A0	4	3
Transitional	1758999P0	8	8	Anesthesiology	1756040C0	3	3
				Internal Medicine			
				1756140C0 6 6			
				Medicine-Primary			
				1756140M0 2 2			
				Medicine-Preliminary			
				1756140P0 7 7			
				Radiology-Diagnostic			
				1756420A0 1 1			
				Radiology-Diagnostic			
				1756420C0 2 2			
				General Surgery			
				1756440C0 4 4			
				Surgery-Preliminary			
				1756440P0 6 0			
				Transitional			
				1756999P0 7 7			
Swedish Med Center-WA				WEST VIRGINIA			
SEATTLE				Charleston Area Med Ctr/WV Univ			
Family Practice/First Hill	1755120C0	6	6	CHARLESTON			
Family Practice/Dntwn	1755120C1	2	2	Family Practice	1902120C0	3	3
Family Practice/45th	1755120C2	2	2	Internal Medicine	1902140C0	4	4
Family Practice/Providence	1755120C3	5	5	Medicine-Preliminary	1902140P0	1	1
Family Practice/SeaMar	1755120C4	2	2	Obstetrics-Gynecology	1902220C0	3	3
Family Practice/SIHB	1755120C5	2	2	Pediatrics	1902320C0	3	2
General Surgery	1755440C0	2	2	Psychiatry	1902400C0	3	3
Surgery-Preliminary	1755440P0	2	2	General Surgery	1902440C0	3	3
				Surgery-Preliminary			
				1902440P0 3 1			
				Medicine-Pediatrics			
				1902700C0 2 1			
				Medicine-Psychiatry			
				1902715C0 2 2			
Tacoma Family Med-WA							
TACOMA							
Family Medicine	3086120C0	8	6				
U Washington Affil Hosps							
SEATTLE							
Anesthesiology	1918040A0	11	11				
Anesthesiology/Clin Base Yr	1918040C0	6	6				
Dermatology	1918080A0	3	3				
Family Medicine	1918120C0	6	6				
Family Med/Harborview	1918120C1	2	2				
Internal Medicine	1918140C0	27	27				
Medicine-Primary	1918140M0	10	10				
Med-Primary/Boise	1918140M1	10	10				

NRMP Match Outcome for All Institutions by State 2006

				CODE	QUOTA	MATCHED				
				CODE	QUOTA	MATCHED	CODE	QUOTA	MATCHED	
Marshall University SOM-WV										
HUNTINGTON										
Family Practice	3066120C0	8	6							
Internal Medicine	3066140C0	10	10							
Medicine-Preliminary	3066140P0	5	4							
Obstetrics-Gynecology	3066220C0	3	3							
Pediatrics	3066320C0	6	5							
General Surgery	3066440C0	3	3							
Surgery-Preliminary	3066440P0	3	2							
Medicine-Pediatrics	3066700C0	4	1							
United Hospital Ctr-WV										
CLARKSBURG										
Family Practice	2985120C0	4	2							
West Virginia University SOM										
MORGANTOWN										
Anesthesiology	1837040A0	2	2							
Anesthesiology	1837040C0	3	3							
Dermatology	1837080A0	1	1							
Emergency Medicine	1837110C0	6	6							
Family Practice	1837120C0	2	0							
Fam Prac/Harpers Ferry	1837120C1	3	3							
Internal Medicine	1837140C0	13	13							
Obstetrics-Gynecology	1837220C0	3	2							
Orthopaedic Surgery	1837260C0	2	2							
Ortho Surg/Research	1837260C1	1	1							
Otolaryngology	1837280C0	2	2							
Pathology	1837300C0	1	1							
Pediatrics	1837320C0	5	5							
Occupational Medicine	1837380A0	1	0							
Psychiatry	1837400C0	5	4							
Radiology-Diagnostic	1837420A0	4	2							
General Surgery	1837440C0	3	3							
Surgery-Preliminary	1837440P0	6	5							
Medicine-Pediatrics	1837700C0	4	4							
Medicine-Psychiatry	1837715C0	1	0							
Psychiatry/Family Practice	1837720C0	1	1							
Transitional	1837999P0	4	4							
Trans/Radiology	1837999P1	4	1							
Trans/Dermatology	1837999P2	1	1							
Trans/Neurology	1837999P3	2	2							
Trans/Ophthalmology	1837999P4	2	2							
Wheeling Hospital-WV										
WHEELING										
Family Practice	1770120C0	3	3							
WISCONSIN										
Aurora Health Care/ASMC-WI										
MILWAUKEE										
Internal Medicine	1787140C0	13	13							
Obstetrics-Gynecology	1787220C0	3	3							
Gundersen Lutheran Med Fdn-WI										
LA CROSSE										
Internal Medicine	1774140C0	4	4							
General Surgery	1774440C0	2	2							
Transitional	1774999P0	10	10							
La Crosse-Mayo-WI										
LA CROSSE										
Family Practice	3035120C0	6	2							
Marshfield/St Josephs-WI										
MARSHFIELD										
Derm-Combined-UW	1780080A0	1	1							
Dermatology	1780080A1	1	1							
Internal Medicine	1780140C0	3	3							
Pediatrics	1780320C0	2	2							
General Surgery	1780440C0	2	2							
Medicine-Pediatrics	1780700C0	2	2							
Transitional	1780999P0	4	4							
Med Coll Wisconsin Aff Hosps										
MILWAUKEE										
Anesthesiology	1784040A0	13	13							
Anesthesiology	1784040C0	3	3							
Dermatology	1784080A0	4	4							
Emergency Medicine	1784110C0	8	8							
Family Prac/Waukesha	1784120C0	6	2							
Family Prac/St Michael	1784120C1	5	1							
FP/Columbia-St Marys	1784120C2	6	4							
Family Prac/Racine	1784120C3	4	4							
Internal Medicine	1784140C0	19	19							
Medicine/Geriatrics	1784140C1	1	1							
Int Med-Research Path	1784140C2	1	1							
Medicine-Primary	1784140M0	0	0							
Medicine-Preliminary	1784140P0	16	16							
Neurological Surgery	1784160C0	1	0							
Obstetrics-Gynecology	1784220C0	7	7							
Orthopaedic Surgery	1784260C0	5	5							
Otolaryngology	1784280C0	3	3							
Pathology	1784300C0	3	3							
Pediatrics	1784320C0	20	20							
Pediatrics-Preliminary	1784320P0	2	2							
Phys Medicine & Rehab	1784340A0	5	5							
Plastic Surgery	1784360C0	2	2							
Psychiatry	1784400C0	7	7							
Radiology-Diagnostic	1784420A0	6	6							
Radiation Oncology	1784430A0	2	2							
General Surgery	1784440C0	6	6							
Surgery-Preliminary	1784440P0	2	2							
Urology	1784480C0	2	1							
Medicine-Pediatrics	1784700C0	4	4							
Medicine-Neurology	1784745C0	1	1							
Mercy Health System-WI										
JANESVILLE										
Family Practice	3722120C0	2	2							

NRMP Match Outcome for All Institutions by State 2006

	CODE	QUOTA	MATCHED		CODE	QUOTA	MATCHED
St Josephs Reg Med Ctr-WI							
MILWAUKEE							
	Radiology-Diagnostic	1788420A0	3	3			
	Transitional	1788999P0	12	12			
St Lukes Med Ctr-WI							
MILWAUKEE							
	Family Practice	1789120C0	8	3			
	Fam Prac/Central City	1789120C1	2	0			
	Radiology-Diagnostic	1789420C0	4	4			
	Transitional	1789999P0	13	13			
U Wisconsin Hosp/Clinics							
MADISON							
	Anesthesiology	1779040A0	1	1			
	Anesthesiology	1779040C0	8	8			
	Dermatology	1779080A0	1	1			
	Internal Medicine	1779140C0	23	22			
	Medicine-Primary	1779140M0	2	2			
	Med-Prelim/Neurology	1779140P0	2	2			
	Obstetrics-Gynecology	1779220C0	6	6			
	Orthopaedic Surgery	1779260C0	5	5			
	Otolaryngology	1779280C0	2	2			
	Pathology	1779300C0	2	2			
	Pediatrics	1779320C0	13	13			
	Phys Medicine & Rehab	1779340A0	3	3			
	Plastic Surgery	1779360C0	2	2			
	Psychiatry	1779400C0	7	7			
	Psychiatry Research Track	1779400C1	1	1			
	Radiology-Diagnostic	1779420A0	5	5			
	Radiology-Diagnostic	1779420C0	2	2			
	Radiation-Oncology	1779430A0	1	1			
	Radiation-Oncology	1779430C0	1	1			
	General Surgery	1779440C0	5	5			
	Surg-Prelim/Urology	1779440P0	2	2			
	Surg-Prelim/Neurological	1779440P1	2	2			
	Medicine-Dermatology	1779785C0	1	1			
Univ Wisconsin Med Sch							
MADISON							
	Family Med/Madison	3001120C0	14	14			
	Family Med/Baraboo	3001120C1	2	2			
	Family Med/Eau Claire	3001120C2	5	3			
	Family Med/EC/Augusta	3001120C3	1	1			
	Family Med/Fox Valley	3001120C5	5	5			
	Family Prac/Wausau	3001120C6	4	1			
WYOMING							
Univ Of Wyoming-Casper							
CASPER							
	Family Practice	3089120C0	2	2			
Univ Of Wyoming-Cheyenne							
CHEYENNE							
	Family Practice	2034120C0	4	4			