

NRMP

National Resident Matching Program

Results and Data

2007 Main Residency Match

All rights reserved. Permission to use, copy and/or distribute any documentation and/or related images from this publication shall be expressly obtained from the NRMP.

April 2007

www.nrmp.org

NATIONAL RESIDENT MATCHING PROGRAM2450 N Street, NW
Washington, DC 20037-1127

Program Sponsors	American Board of Medical Specialties American Hospital Association American Medical Association Association of American Medical Colleges Council of Medical Specialty Societies	
Officers 2006/2007	President President Designate Secretary/Treasurer Executive Director	G. Paul DeRosa, M.D. Henry J. Schultz, M.D. Richard A. Pierson Mona M. Signer, M.P.H.
Board of Directors	American Board of Medical Specialties American Hospital Association American Medical Association Association of American Medical Colleges Council of Medical Specialty Societies	G. Paul DeRosa, M.D. Bruce E. Johnson, M.D. Richard A. Pierson Hal B. Jenson, M.D., M.B.A. Melissa K. Thomas, M.D. Ph.D. Frank A. Simon, M.D. Thomas C. Cesario, M.D. Susan A. Kline, M.D. Henry J. Schultz, M.D. Benson R. Wilcox, M.D.
Residency Program Directors	Organization of Program Director Associations At Large	Edwin L. Zalneraitis, M.D. Timothy A. Munzing, M.D.
Public Member	At Large	David B. Swanson, Ph.D
Resident Physicians	At Large At Large At Large	Noel A. Brownlee, M.D. Vishal C. Gala, M.D., M.P.H. Rami Kilani, M.D.
Student Representatives	AAMC Organization of Student Representatives AMA Medical Student Section American Medical Student Association	Robert P. Hollowell, III Jason A. Etheredge Carl E. Fisher
Support	Systems Project Manager	Ellen Varshavsky
Systems Consultant	National Matching Services Inc.	Elliott Peranson, M.A.Sc.

Table of Contents

Board of Directors.....	i
Introduction.....	1
Figure 1. Applicants and 1st Year Positions in the Match, 1952-2007.....	1
Table 1. Positions Offered in the Matching Program, 2001-2007.....	3
Figure 2. Number of Non-U.S. Citizen Active Applicants and Numbers Matched to PGY-1 Positions, 2001-2007.....	4
Figure 3. Number of All Active Applicants and Numbers Matched to PGY-1 Positions, 2001-2007.....	4
Table 2. Applicants in the Matching Program, 2001-2007.....	5
Table 3. Number of PGY-1 Positions per Active Applicants, 1976-2007.....	7
Figure 4. Positions per All Active and Active U.S. Senior Applicants, 1976-2007.....	7
Table 4. PGY-1 Positions, Active Applicants, and Match Rates, 1982-2007.....	9
Figure 5. PGY-1 Positions, Active Applicants, and Match Rates, 1982-2007.....	9
Table 5. Positions Offered and Filled by U.S. Seniors and All Applicants, 2003-2007.....	11
Table 6. Positions Offered and Percent Filled by U.S. Seniors and All Applicants, 2003-2007.....	13
Table 7. All Applicants Matched to PGY-1 Positions by Specialty, 1999-2007.....	15
Table 8. U.S. Seniors Matched to PGY-1 Positions by Specialty, 1999-2007.....	16
Table 9. Foreign-Trained Physicians Matched to PGY-1 Positions by Specialty, 1999-2007.....	17
Table 10. Programs, Positions Ranked and Filled, by U.S. Seniors and All Applicants, 2007.....	19
Table 11. Choices for Programs by Specialty, 2007.....	21
Table 12. Match Results for U.S. Seniors and Independent Applicants Who Chose One Type of Specialty, 2007.....	23
Figure 6. Percentages of Unmatched U.S. Seniors and Independent Applicants Who Chose One Type of Specialty, 2007.....	23
Table 13. Matches from U.S. Seniors' and Independent Applicants' Primary Rank Order Lists, 1992-2007.....	25
Figure 7. Percent of Matches by Choice and Type of Applicant, 2007.....	25
Table 14. Number of Couples in the Match by Match Outcome, 1987-2007.....	27
Figure 8. Number of Couples in the Match by Match Outcome, 1987-2007.....	27
Table 15. Matches by Specialty and Applicant Type, 2007.....	29
NRMP Program Results 2007 Main Residency Match.....	31

Introduction

The NRMP was established in 1952 to provide both applicants and residency program directors a fair opportunity to consider their options for appointment, to make reasoned decisions, and to have their decisions announced at a uniform time.

The first match was conducted in 1952 when 10,400 internship positions were available for 6,000 U.S. graduating seniors. By 1973, there were 19,000 positions in the match for just over 10,000 U.S. graduating seniors. Following the demise of internships in 1975, the number of first year post-graduate (PGY-1) positions in the match dropped to 15,700. The number of PGY-1 positions offered gradually increased through the 1994 Match, and then began to decline slowly until 1998. This year, a record high 21,845 PGY-1 positions were offered (Figure 1).

The increase in the total number of applicants since 1952 is more dramatic, starting with 6,000 in 1952 and rising to a high of 36,056 in 1999. After a decline of 5,052 applicants from 1999-2003, the number registered for the 2007 Match increased to 34,975. This figure is 1,441 more than 2006 and only 1,081 shy of the all time high.

The NRMP completed a total re-engineering of the matching process for the 2002 Match. The web-based Registration, Ranking, and Results (R3) System was launched in July 2001. It is completely paperless and allows applicants and programs to complete all match-related activities on-line including:

- registration, with applicants paying their registration fees on-line by credit card or electronic checking;

- rank order list entry; and
- obtaining Match results.

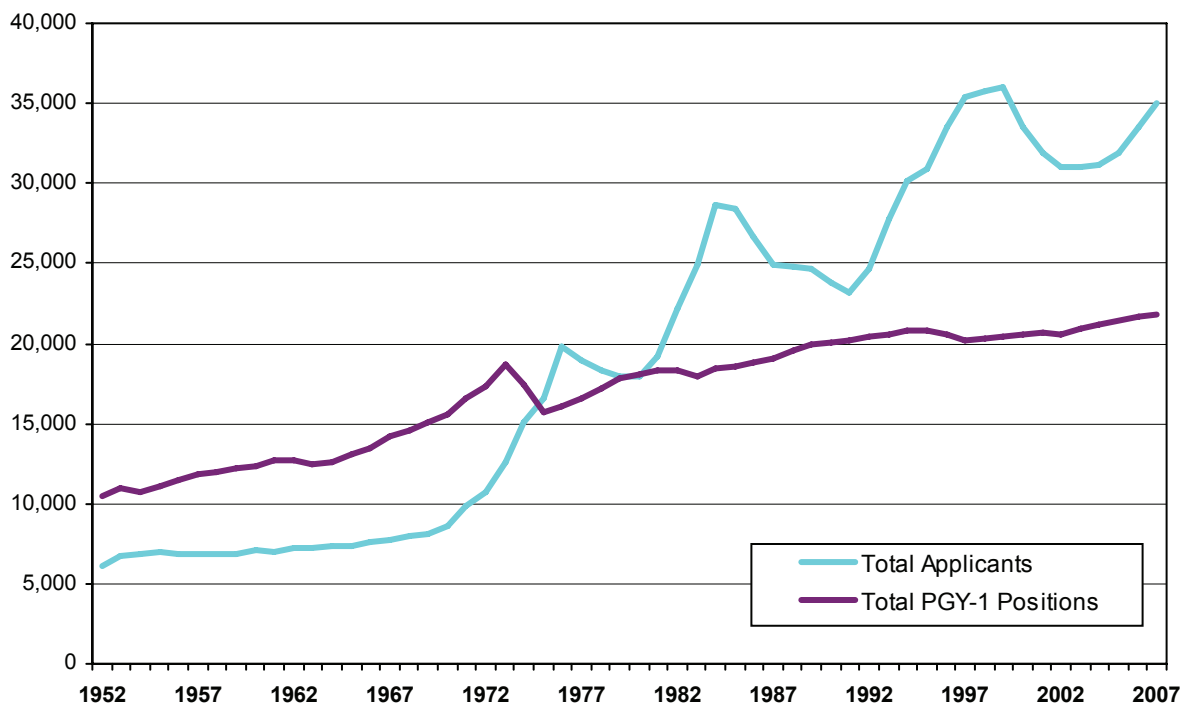
The R3 System is a user-based system rather than a program-based system. All participants are assigned a unique ID number, which they use again in matches in subsequent years. The System also relies almost exclusively on e-mail communications, which allows the NRMP to send messages to participants on short notice.

Beginning in 2002, the NRMP augmented the release of Match results on the web during Match Week with e-mail messages to applicants, program directors, and schools at critical times. In addition, the Registration, Ranking, and Results System is supported by an expanded pool of servers. Those two changes improved the performance of the application during peak times near the rank order list deadline and during Match Week.

The NRMP is managed by the Association of American Medical Colleges (AAMC). Operations are conducted in the AAMC's Division of Medical School Services and Studies. Special data requests pertaining to this or prior matches should be directed in writing to:

Mona M. Signer, Executive Director
National Resident Matching Program
2450 N Street NW
Washington, DC 20037-1127
nrmp@aamc.org

Figure 1 Applicants and 1st Year Positions in the Match, 1952 - 2007



Tables 1 and 2

The 2007 Match was highly successful with the number of available residency positions the highest in Match history. Tables 1 and 2 illustrate the trends in the numbers of positions and applicants participating in the Match during the past seven years.

Many applicants in addition to U.S. senior medical students seek residency positions through the NRMP. The data for different applicant categories are shown in Table 2. U.S. international graduates (USIMGs) are defined as U.S. citizens who are graduates of international medical schools, and non-U.S. international graduates (IMGs) are non-U.S. citizen graduates of international medical schools.

The total number of positions offered in the 2007 Match was 24,685—an all-time high—and an increase of 600 (2.5%) over the 2006 number. Although this increase was due primarily to the addition of Neurology to the Match, other specialties such as Pediatrics, Anesthesiology, and Emergency Medicine have shown growth in recent years (the latter two while converting programs from PGY-2 to PGY-1 positions). The number of Family Medicine residency positions available in 2007 (2,603) continued to decline, with 108 fewer positions offered than in 2006 and 690 fewer since 1998 (3,293).

As shown in Table 2, the total number of registrants rose by 1,441 in 2007 (4.3% increase) and the number of active applicants grew by 1,229 (4.6% increase). An active applicant is one who submits a rank order list of programs. The number of non-U.S. citizen IMGs who were active in the Match grew for the fifth year in a row to 6,992, an 8.5 percent increase over the 2006 figure. The number of active U.S. citizen IMGs increased by 259 (10.6%). Over the past five years the number of USIMGs has risen by 32.8 percent and the number of IMGs by 53.5 percent.

The number of active U.S. seniors increased for the fourth year in a row. This year, 198 more U.S. seniors were active than in 2006, an increase of 1.3 percent. As in years past, U.S. seniors had the highest match rate; 93.4 percent (14,201) of the U.S. seniors who submitted rank order lists were matched to first-year positions. Adding the 208 seniors who matched to a PGY-2 position but not a PGY-1 position (not shown), 94.7 percent of U.S. seniors matched to at least one position.

Although the number of positions offered increased by 600, the total number of active applicants grew by 1,229 to 26,715. Of this total, 20,514 were matched to PGY-1 residency positions, 312 more than last year but a smaller proportion when compared to the increase in applicants. Therefore, the match rate for all applicants continued to decline in 2007, from 78.0 percent in 2005 to 75.1 percent in 2006 and 73.4 percent in 2007. The continued growth in both USIMGs and IMGs suggests that, from an applicant's point-of-view, the residency selection process will continue to be competitive.

Table 1 Positions Offered in the Matching Program, 2001 - 2007

Specialty	2001		2002		2003		2004		2005		2006		2007	
	No.	%	No.	%	No.	%	No.	%	No.	%	No.	%	No.	%
PGY-1 Positions														
Anesthesiology	371	1.8	392	1.9	431	2.1	443	2.1	463	2.2	552	2.5	575	2.6
Dermatology	30	0.1	34	0.2	33	0.2	31	0.1	28	0.1	30	0.1	32	0.1
Emergency Medicine	1,001	4.8	1,073	5.2	1,114	5.3	1,151	5.4	1,188	5.5	1,251	5.8	1,288	5.9
Emergency Med/Family Med	0	0.0	0	0.0	0	0.0	0	0.0	0	0.0	0	0.0	2	0.0
Family Medicine	3,074	14.9	2,962	14.4	2,920	14.0	2,864	13.5	2,761	12.9	2,711	12.5	2,603	11.9
General Surgery	1,041	5.0	1,039	5.0	1,049	5.0	1,044	4.9	1,051	4.9	1,047	4.8	1,057	4.8
Preliminary (PGY-1 Only)	994	4.8	980	4.8	1,006	4.8	1,074	5.1	1,331	6.2	1,234	5.7	1,262	5.8
Surgery-Plastic Surgery	18	0.1	0	0.0	0	0.0	0	0.0	0	0.0	0	0.0	0	0.0
Internal Medicine	4,727	22.9	4,662	22.6	4,692	22.4	4,751	22.4	4,768	22.2	4,735	21.9	4,798	22.0
Medicine-Dermatology	0	0.0	0	0.0	0	0.0	0	0.0	1	0.0	3	0.0	6	0.0
Medicine-Emerg Med	15	0.1	21	0.1	19	0.1	22	0.1	23	0.1	23	0.1	25	0.1
Medicine-Family Medicine	5	0.0	3	0.0	4	0.0	6	0.0	5	0.0	6	0.0	6	0.0
Medicine-Medical Genetics	0	0.0	0	0.0	0	0.0	0	0.0	0	0.0	1	0.0	0	0.0
Medicine-Neurology	3	0.0	2	0.0	1	0.0	1	0.0	1	0.0	2	0.0	3	0.0
Medicine-P M & R	3	0.0	0	0.0	0	0.0	1	0.0	0	0.0	0	0.0	0	0.0
Medicine-Pediatrics	439	2.1	399	1.9	385	1.8	400	1.9	390	1.8	376	1.7	378	1.7
Medicine-Preventive Med	0	0.0	2	0.0	1	0.0	2	0.0	3	0.0	2	0.0	5	0.0
Medicine-Psychiatry	41	0.2	32	0.2	31	0.1	26	0.1	23	0.1	21	0.1	22	0.1
Preliminary (PGY-1 Only)	1,633	7.9	1,675	8.1	1,839	8.8	1,887	8.9	1,987	9.3	1,943	9.0	1,885	8.6
Primary	404	2.0	339	1.6	321	1.5	295	1.4	290	1.4	295	1.4	274	1.3
Medical Genetics	0	0.0	1	0.0	1	0.0	1	0.0	2	0.0	2	0.0	1	0.0
Neurological Surgery	37	0.2	39	0.2	39	0.2	43	0.2	19	0.1	18	0.1	17	0.1
Neurology	56	0.3	54	0.3	56	0.3	65	0.3	43	0.2	40	0.2	160	0.7
Nuclear Medicine	0	0.0	1	0.0	0	0.0	1	0.0	0	0.0	1	0.0	0	0.0
Obstetrics-Gynecology	1,125	5.5	1,138	5.5	1,151	5.5	1,142	5.4	1,144	5.3	1,154	5.3	1,155	5.3
Ophthalmology	11	0.1	8	0.0	11	0.1	4	0.0	3	0.0	3	0.0	3	0.0
Orthopaedic Surgery	566	2.7	569	2.8	575	2.8	589	2.8	610	2.8	615	2.8	616	2.8
Otolaryngology	40	0.2	37	0.2	36	0.2	42	0.2	22	0.1	264	1.2	270	1.2
Pathology	383	1.9	398	1.9	443	2.1	477	2.3	526	2.5	525	2.4	513	2.3
Pediatrics	2,161	10.5	2,209	10.7	2,237	10.7	2,261	10.7	2,269	10.6	2,288	10.6	2,328	10.7
Pediatrics-Dermatology	0	0.0	0	0.0	0	0.0	0	0.0	1	0.0	1	0.0	2	0.0
Pediatrics-Emerg Med	4	0.0	4	0.0	3	0.0	4	0.0	6	0.0	6	0.0	5	0.0
Pediatrics-Medical Genetics	0	0.0	0	0.0	0	0.0	0	0.0	1	0.0	4	0.0	5	0.0
Pediatrics-P M & R	2	0.0	1	0.0	3	0.0	5	0.0	4	0.0	2	0.0	3	0.0
Peds/Psych/Child Psych	14	0.1	17	0.1	20	0.1	19	0.1	20	0.1	20	0.1	20	0.1
Primary	109	0.5	110	0.5	86	0.4	95	0.4	87	0.4	86	0.4	88	0.4
Plastic Surgery	58	0.3	77	0.4	77	0.4	78	0.4	81	0.4	88	0.4	93	0.4
Preventive Medicine	10	0.0	10	0.0	9	0.0	7	0.0	4	0.0	3	0.0	5	0.0
Physical Medicine & Rehab	80	0.4	74	0.4	78	0.4	75	0.4	78	0.4	82	0.4	78	0.4
Psychiatry	933	4.5	957	4.6	986	4.7	1,020	4.8	1,026	4.8	1,037	4.8	1,057	4.8
Psychiatry-Child Psychiatry	3	0.0	0	0.0	0	0.0	0	0.0	0	0.0	0	0.0	0	0.0
Psychiatry-Family Medicine	17	0.1	18	0.1	16	0.1	14	0.1	16	0.1	10	0.0	12	0.1
Psychiatry-Neurology	1	0.0	0	0.0	0	0.0	0	0.0	0	0.0	0	0.0	3	0.0
Radiation Oncology	12	0.1	14	0.1	10	0.0	11	0.1	9	0.0	17	0.1	15	0.1
Radiology-Diagnostic	137	0.7	132	0.6	136	0.7	126	0.6	134	0.6	129	0.6	141	0.6
Transitional (PGY1-Only)	1,031	5.0	1,062	5.2	1,033	4.9	1,065	5.0	1,017	4.7	1,017	4.7	1,017	4.7
Urology	53	0.3	57	0.3	56	0.3	50	0.2	19	0.1	15	0.1	13	0.1
Vascular Surgery	0	0.0	0	0.0	0	0.0	0	0.0	0	0.0	0	0.0	4	0.0
TOTAL - PGY1	20,642	100	20,602	100	20,908	100	21,192	100	21,454	100	21,659	100	21,845	100
PGY-2 Positions														
Anesthesiology	733	32.8	777	33.6	833	33.9	846	33.7	820	32.1	759	31.3	763	26.9
Dermatology	232	10.4	241	10.4	239	9.7	263	10.5	288	11.3	276	11.4	288	10.1
Emergency Medicine	147	6.6	138	6.0	137	5.6	144	5.7	144	5.6	115	4.7	97	3.4
Neurological Surgery	1	0.0	0	0.0	0	0.0	0	0.0	0	0.0	0	0.0	0	0.0
Neurology	1	0.0	0	0.0	0	0.0	0	0.0	0	0.0	0	0.0	379	13.3
Nuclear Medicine	5	0.2	4	0.2	3	0.1	5	0.2	5	0.2	4	0.2	4	0.1
Orthopaedic Surgery	1	0.0	1	0.0	1	0.0	5	0.2	0	0.0	0	0.0	0	0.0
Otolaryngology	1	0.0	2	0.1	0	0.0	0	0.0	0	0.0	0	0.0	0	0.0
Pediatrics-Medical Genetics	0	0.0	0	0.0	0	0.0	0	0.0	0	0.0	0	0.0	1	0.0
Physical Medicine & Rehab	242	10.8	249	10.8	275	11.2	268	10.7	278	10.9	270	11.1	274	9.6
Plastic Surgery	1	0.0	0	0.0	0	0.0	1	0.0	1	0.0	1	0.0	1	0.0
Preventive Medicine	3	0.1	3	0.1	3	0.1	3	0.1	4	0.2	3	0.1	2	0.1
Psychiatry	50	2.2	27	1.2	16	0.7	5	0.2	6	0.2	5	0.2	2	0.1
Radiation Oncology	81	3.6	83	3.6	107	4.4	117	4.7	128	5.0	111	4.6	127	4.5
Radiology-Diagnostic	738	33.0	788	34.1	843	34.3	855	34.0	884	34.6	882	36.4	902	31.8
Urology	0	0.0	1	0.0	0	0.0	0	0.0	0	0.0	0	0.0	0	0.0
TOTAL - PGY2	2,236	100	2,314	100	2,457	100	2,512	100	2,558	100	2,426	100	2,840	100
GRAND TOTAL	22,878	100	22,916	100	23,365	100	23,704	100	24,012	100	24,085	100	24,685	100

Figure 2 Number of Non-U.S. Citizen Active Applicants and Numbers Matched to PGY-1 Positions, 2001 - 2007

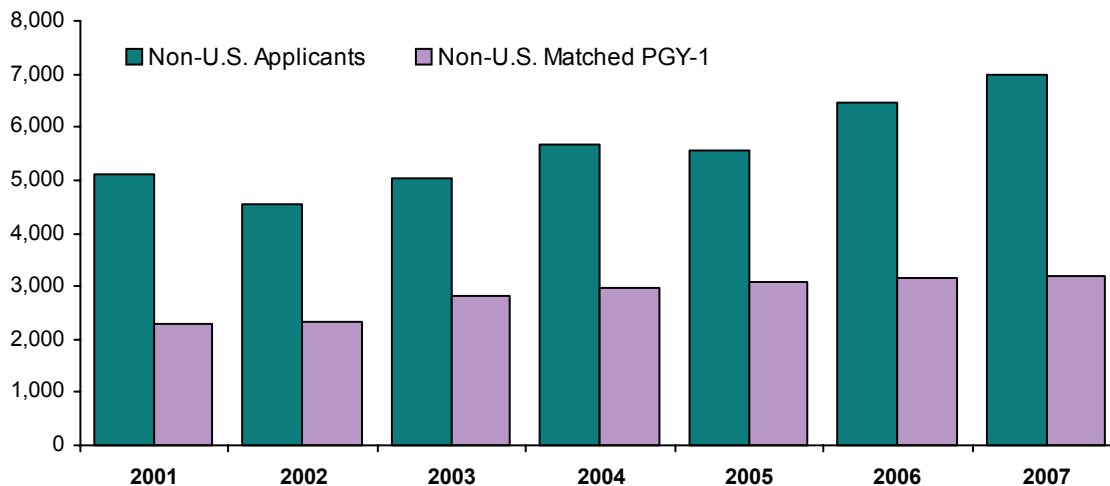


Figure 3 Total Number of All Active Applicants and Numbers Matched to PGY-1 Positions, 2001 - 2007

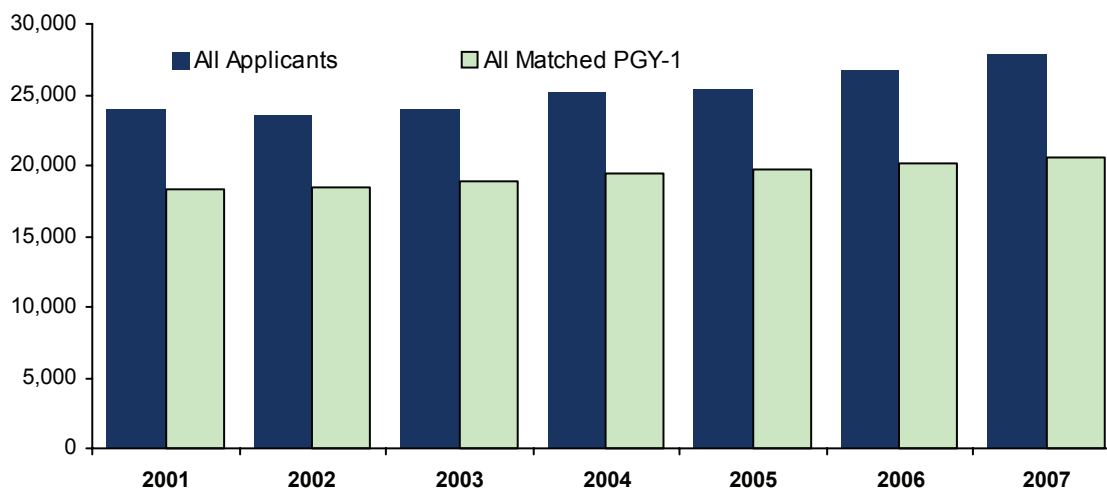


Table 2 Applicants in the Matching Program, 2001 - 2007

Specialty	2001		2002		2003		2004		2005		2006		2007	
	No.	%	No.	%	No.	%	No.	%	No.	%	No.	%	No.	%
U.S. Senior Students	15,726	100	15,161	100	15,101	100	15,237	100	15,308	100	15,502	100	15,667	100
Withdraw	1,116	7.1	737	4.9	670	4.4	537	3.5	479	3.1	408	2.6	362	2.3
No Ranking	155	1.0	88	0.6	99	0.7	91	0.6	110	0.7	86	0.6	99	0.6
Active Applicants	14,455	100	14,336	100	14,332	100	14,609	100	14,719	100	15,008	100	15,206	100
Matched PGY-1	13,542	93.7	13,489	94.1	13,364	93.2	13,572	92.9	13,798	93.7	14,059	93.7	14,201	93.4
Unmatched PGY-1	913	6.3	847	5.9	968	6.8	1,037	7.1	921	6.3	949	6.3	1,005	6.6
Canadian Students	146	100	143	100	128	100	117	100	142	100	119	100	90	100
Withdraw	44	30.1	33	23.1	40	31.3	16	13.7	41	28.9	40	33.6	12	13.3
No Ranking	22	15.1	11	7.7	15	11.7	14	12.0	16	11.3	10	8.4	16	17.8
Active Applicants	80	100	99	100	73	100	87	100	85	100	69	100	62	100
Matched PGY-1	54	67.5	77	77.8	52	71.2	64	73.6	62	72.9	42	60.9	40	64.5
Unmatched PGY-1	26	32.5	22	22.2	21	28.8	23	26.4	23	27.1	27	39.1	22	35.5
U.S. Physicians	1,708	100	1,612	100	1,535	100	1,608	100	1,751	100	1,625	100	1,708	100
Withdraw	395	23.1	230	14.3	229	14.9	169	10.5	183	10.5	153	9.4	140	8.2
No Ranking	325	19.0	373	23.1	293	19.1	238	14.8	289	16.5	271	16.7	303	17.7
Active Applicants	988	100	1,009	100	1,013	100	1,201	100	1,279	100	1,201	100	1,265	100
Matched PGY-1	471	47.7	454	45.0	448	44.2	508	42.3	567	44.3	543	45.2	574	45.4
Unmatched PGY-1	517	52.3	555	55.0	565	55.8	693	57.7	712	55.7	658	54.8	691	54.6
Osteopaths	1,793	100	1,859	100	1,937	100	2,034	100	2,043	100	2,222	100	2,398	100
Withdraw	383	21.4	386	20.8	406	21.0	362	17.8	426	20.9	583	26.2	606	25.3
No Ranking	169	9.4	157	8.4	123	6.4	113	5.6	93	4.6	130	5.9	140	5.8
Active Applicants	1,241	100	1,316	100	1,408	100	1,559	100	1,524	100	1,509	100	1,652	100
Matched PGY-1	876	70.6	933	70.9	995	70.7	1,098	70.4	1,045	68.6	1,024	67.9	1,136	68.8
Unmatched PGY-1	365	29.4	383	29.1	413	29.3	461	29.6	479	31.4	485	32.1	516	31.2
5th Pathway	150	100	163	100	184	100	171	100	168	100	137	100	147	100
Withdraw	35	23.3	28	17.2	40	21.7	52	30.4	63	37.5	70	51.1	63	42.9
No Ranking	13	8.7	21	12.9	21	11.4	15	8.8	9	5.4	16	11.7	11	7.5
Active Applicants	102	100	114	100	123	100	104	100	96	100	51	100	73	100
Matched PGY-1	69	67.6	67	58.8	63	51.2	62	59.6	58	60.4	22	43.1	36	49.3
Unmatched PGY-1	33	32.4	47	41.2	60	48.8	42	40.4	38	39.6	29	56.9	37	50.7
U.S. International Graduates	3,395	100	3,567	100	3,356	100	3,177	100	3,507	100	3,942	100	4,255	100
Withdraw	755	22.2	856	24.0	791	23.6	699	22.0	954	27.2	980	24.9	928	21.8
No Ranking	641	18.9	682	19.1	578	17.2	463	14.6	462	13.2	527	13.4	633	14.9
Active Applicants	1,999	100	2,029	100	1,987	100	2,015	100	2,091	100	2,435	100	2,694	100
Matched PGY-1	1,048	52.4	1,092	53.8	1,085	54.6	1,117	55.4	1,143	54.7	1,231	50.6	1,347	50.0
Unmatched PGY-1	951	47.6	937	46.2	902	45.4	898	44.6	948	45.3	1,204	49.4	1,347	50.0
Non-U.S. International Graduates	9,038	100	8,578	100	8,763	100	8,796	100	8,943	100	9,987	100	10,710	100
Withdraw	1,725	19.1	2,079	24.2	2,305	26.3	1,882	21.4	2,252	25.2	2,115	21.2	2,228	20.8
No Ranking	2,197	24.3	1,943	22.7	1,429	16.3	1,243	14.1	1,137	12.7	1,430	14.3	1,490	13.9
Active Applicants	5,116	100	4,556	100	5,029	100	5,671	100	5,554	100	6,442	100	6,992	100
Matched PGY-1	2,294	44.8	2,335	51.3	2,799	55.7	2,970	52.4	3,087	55.6	3,151	48.9	3,180	45.5
Unmatched PGY-1	2,822	55.2	2,221	48.7	2,230	44.3	2,701	47.6	2,467	44.4	3,291	51.1	3,812	54.5
Total Applicants	31,956	100	31,083	100	31,004	100	31,140	100	31,862	100	33,534	100	34,975	100
Withdraw	4,453	13.9	4,349	14.0	4,481	14.5	3,717	11.9	4,398	13.8	4,349	13.0	4,339	12.4
No Ranking	3,522	11.0	3,275	10.5	2,558	8.3	2,177	7.0	2,116	6.6	2,470	7.4	2,692	7.7
Active Applicants	23,981	100	23,459	100	23,965	100	25,246	100	25,348	100	26,715	100	27,944	100
Matched PGY-1	18,354	76.5	18,447	78.6	18,806	78.5	19,391	76.8	19,760	78.0	20,072	75.1	20,514	73.4
Unmatched PGY-1	5,627	23.5	5,012	21.4	5,159	21.5	5,855	23.2	5,588	22.0	6,643	24.9	7,430	26.6

Table 3

The ratios of PGY-1 positions to active applicants from 1976 through 2007 are provided in Table 3 and shown graphically in Figure 4. Active applicants are defined as those who submitted and certified rank order lists.

- In 2007, the ratio of PGY-1 positions per active U.S. senior remained almost constant with the previous seven years at 1.44:1. The ratio declined from 2.0:1 in 1972 (not shown) to a low of 1.25:1 in 1984 and 1985.
- The ratio of PGY-1 positions to total applicants (rather than only U.S. seniors) is quite different and has decreased over the past two years; from 0.85:1 in 2005, to 0.81:1 in 2006, and 0.78:1 in 2007. This decline reflects the fact that the increase in the number of applicants continues to outpace the increase in the total number of available positions.

Table 3 Number of PGY-1 Positions per Active Applicants, 1976 - 2007

Year	Number of Positions	Active U.S. Seniors	Positions Per U.S. Senior	Active Total	Positions Per Active Applicant
1976	16,112	11,735	1.37	16,728	0.96
1977	16,574	11,898	1.39	15,854	1.05
1978	17,219	12,666	1.36	15,354	1.12
1979	17,824	13,036	1.37	14,985	1.19
1980	18,055	13,322	1.36	15,129	1.19
1981	18,331	13,705	1.34	16,104	1.14
1982	18,300	14,144	1.29	18,410	0.99
1983	17,952	13,969	1.29	20,044	0.90
1984	18,457	14,741	1.25	22,052	0.84
1985	18,535	14,849	1.25	22,386	0.83
1986	18,770	14,737	1.27	21,357	0.88
1987	19,047	14,466	1.32	20,054	0.95
1988	19,513	14,499	1.35	19,808	0.99
1989	19,955	14,117	1.41	19,207	1.04
1990	20,101	13,908	1.45	19,004	1.06
1991	20,192	13,943	1.45	18,450	1.09
1992	20,394	14,030	1.45	19,519	1.04
1993	20,598	14,094	1.46	20,916	0.98
1994	20,772	14,207	1.46	22,352	0.93
1995	20,751	14,621	1.42	22,936	0.90
1996	20,563	14,539	1.41	24,718	0.83
1997	20,209	14,614	1.38	26,323	0.77
1998	20,299	14,610	1.39	26,360	0.77
1999	20,453	14,607	1.40	26,462	0.77
2000	20,598	14,358	1.43	25,056	0.82
2001	20,642	14,455	1.43	23,981	0.86
2002	20,602	14,336	1.44	23,459	0.88
2003	20,908	14,332	1.46	23,965	0.87
2004	21,191	14,609	1.45	25,246	0.84
2005	21,454	14,719	1.46	25,348	0.85
2006	21,659	15,008	1.44	26,715	0.81
2007	21,845	15,206	1.44	27,944	0.78

Note: Applicants who withdrew or did not rank programs are excluded.

Figure 4 Positions per All Active and Active U.S. Senior Applicants, 1976-2007

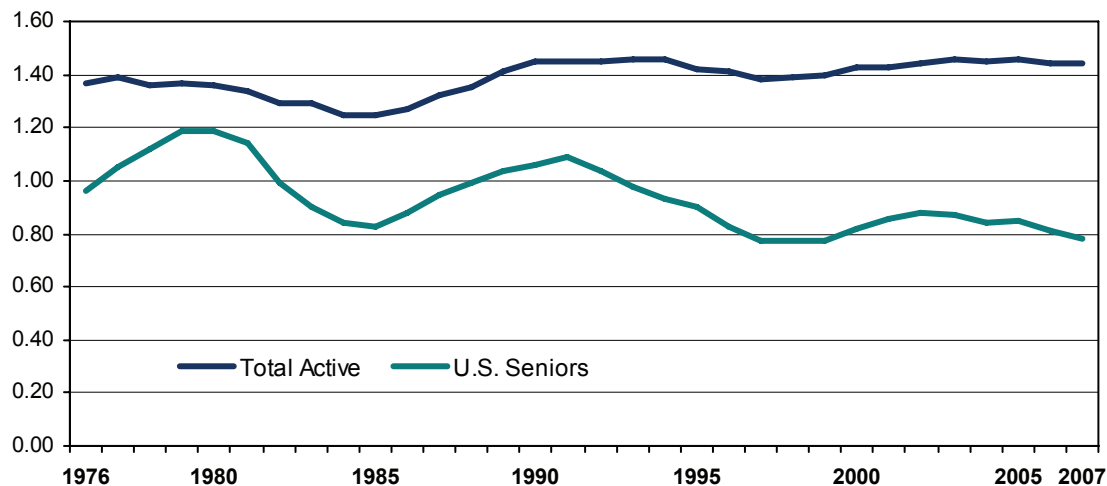


Table 4

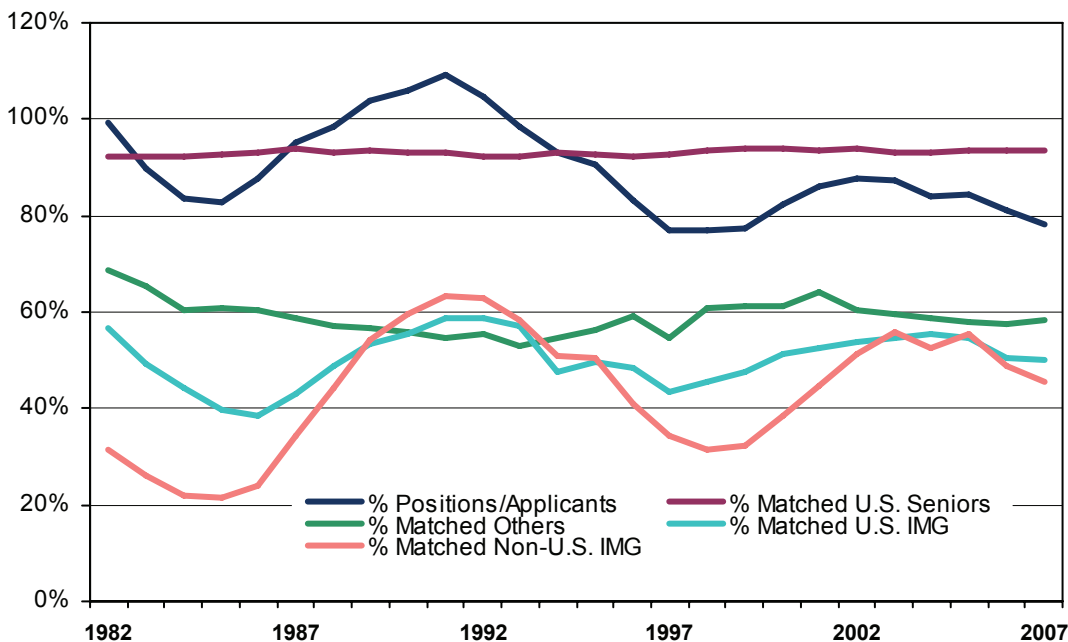
Table 4 displays the match rates to PGY-1 positions for U.S. seniors, U.S. citizens trained in international medical schools, non-U.S. citizens trained in international medical schools, and other applicants (Canadian, osteopathic physicians, Fifth Pathway applicants, and U.S. physicians who are prior-year graduates of U.S. allopathic medical schools). These data are shown graphically in Figure 5. Three of the four categories registered slight or moderate declines in their match rates, which is the percentage of active participants who matched to PGY-1 positions.

- 93.4 percent of U.S. seniors were matched, a slight decline from the 2006 figure of 93.7 percent.
- 50.0 percent of U.S. citizens trained in international medical schools were matched, also a slight decline from the 2006 figure of 50.6 percent.
- The match rate of non-U.S. citizens trained in international medical schools declined more dramatically, from 48.9 percent in 2006 to 45.5 percent in 2007.

Table 4 PGY-1 Positions, Active Applicants, and Match Rates, 1982 - 2007

Year	Number of Positions	Total Active Applicants	% Positions/Applicant	% Matched U.S. Seniors	% Matched Others	% Matched U.S. IMG	% Matched Non-U.S. IMG
1982	18,300	18,410	99.4	92.1	68.6	56.8	31.4
1983	17,952	20,044	89.6	92.2	65.2	49.3	26.2
1984	18,457	22,052	83.7	92.2	60.5	44.4	21.9
1985	18,535	22,386	82.8	92.6	60.7	39.7	21.6
1986	18,770	21,357	87.9	93.3	60.3	38.6	24.0
1987	19,047	20,054	95.0	94.0	58.9	43.0	34.2
1988	19,513	19,808	98.5	93.1	57.3	49.0	44.1
1989	19,955	19,207	103.9	93.6	56.7	53.3	54.2
1990	20,101	19,004	105.8	93.3	56.0	55.6	59.7
1991	20,192	18,450	109.4	93.1	54.5	58.6	63.4
1992	20,394	19,519	104.5	92.4	55.5	58.7	63.0
1993	20,598	20,916	98.5	92.4	53.0	57.2	58.4
1994	20,772	22,352	92.9	93.0	54.7	47.5	50.9
1995	20,751	22,936	90.5	92.7	56.1	49.8	50.5
1996	20,563	24,718	83.2	92.1	59.0	48.5	40.9
1997	20,209	26,323	76.8	92.7	54.8	43.5	34.5
1998	20,299	26,360	77.0	93.5	60.8	45.5	31.4
1999	20,453	26,462	77.3	93.8	61.3	47.5	32.2
2000	20,598	25,056	82.2	93.9	61.3	51.4	38.5
2001	20,642	23,981	86.1	93.7	64.0	52.4	44.8
2002	20,602	23,459	87.8	94.1	60.3	53.8	51.3
2003	20,908	23,965	87.2	93.2	59.5	54.6	55.7
2004	21,191	25,246	83.9	92.9	58.7	55.4	52.4
2005	21,454	25,348	84.6	93.7	58.0	54.7	55.6
2006	21,659	26,715	81.1	93.7	57.6	50.6	48.9
2007	21,845	27,944	78.2	93.4	58.5	50.0	45.5

Figure 5 PGY-1 Positions, Active Applicants, and Match Rates, 1982-2007



Tables 5 and 6

Table 5 provides the numbers of positions offered in the Match by specialty, as well as the numbers filled by U.S. seniors and by an aggregate of all other applicants. Table 6 displays the same information in percentages.

- For the ninth consecutive year more than 20,000 matches were made to PGY-1 and PGY-2 positions, with an increase of 826 over 2006 and 3,083 for a nine-year period.
- The fill rate for all programs also rose in 2007, and at 94.2 percent is the highest ever.
- Neurology, new to the Match this year, had an overall fill rate of 96.5 percent; 97.5 percent for PGY-1 positions and 96.0 percent for PGY-2 positions.
- Obstetrics-Gynecology, continuing an upward trend that began in 2004, filled 99.5 percent of its positions, up 1.6 percentage points from last year and 8.3 percentage points since 2003; U.S. seniors filled 72.5 percent of the positions.
- Family Medicine put 108 fewer positions in the Match this year, filled 8 fewer positions, and took only 1,096 U.S. seniors, the lowest number since at least 1985.

Other specialties of note are:

- Specialties and specialty tracks with at least 10 positions in the Match and 100 percent fill rates:

Dermatology: PGY-1
Plastic Surgery: PGY-1
Radiation Oncology: PGY-1
Radiology-Diagnostic: PGY-1

- Specialties with at least 10 positions in the Match and more than 90 percent filled by U.S. seniors:

Orthopaedic Surgery: PGY-1
Otolaryngology: PGY-1
Plastic Surgery: PGY-1
Radiation Oncology: PGY-1

Table 5 Positions Offered and Filled by U.S. Seniors and All Applicants, 2003 - 2007

Specialty	2003			2004			2005			2006			2007		
	Offered	Filled		Offered	Filled		Offered	Filled		Offered	Filled		Offered	Filled	
		#U.S.	#Tot		#U.S.	#Tot		#U.S.	#Tot		#U.S.	#Tot		#U.S.	#Tot
PGY-1 Positions															
Anesthesiology	431	321	415	443	322	414	463	326	439	552	451	539	575	448	561
Dermatology	33	25	31	31	30	30	28	27	28	30	28	30	32	25	32
Emergency Medicine	1,114	859	1,073	1,151	892	1,129	1,188	950	1,164	1,251	944	1,218	1,288	1,027	1,282
Emergency Med/Family Med	0	0	0	0	0	0	0	0	0	0	0	0	2	0	0
Family Medicine	2,920	1,226	2,227	2,864	1,185	2,256	2,761	1,117	2,275	2,711	1,123	2,307	2,603	1,096	2,299
General Surgery	1,049	867	1,038	1,044	885	1,042	1,051	845	1,044	1,047	872	1,046	1,057	826	1,055
Preliminary (PGY-1 Only)	1,006	424	648	1,074	457	699	1,331	603	865	1,234	480	748	1,262	481	781
Surgery-Plastic Surgery	0	0	0	0	0	0	0	0	0	0	0	0	0	0	0
Internal Medicine	4,692	2,590	4,462	4,751	2,602	4,627	4,768	2,659	4,634	4,735	2,668	4,636	4,798	2,680	4,720
Medicine-Dermatology	0	0	0	0	0	0	1	1	1	3	2	2	6	5	5
Medicine-Emerg Med	19	16	18	22	15	18	23	19	23	23	17	22	25	21	23
Medicine-Family Medicine	4	3	4	6	4	5	5	3	5	6	1	3	6	5	6
Medicine-Medical Genetics	0	0	0	0	0	0	0	0	0	1	1	1	0	0	0
Medicine-Neurology	1	1	1	1	0	1	1	0	1	2	1	2	3	2	2
Medicine-P M & R	0	0	0	1	0	1	0	0	0	0	0	0	0	0	0
Medicine-Pediatrics	385	258	317	400	296	352	390	275	340	376	294	344	378	275	345
Medicine-Preventive Med	1	0	1	2	1	2	3	0	3	2	1	2	5	0	4
Medicine-Psychiatry	31	19	24	26	14	18	23	12	17	21	8	15	22	10	16
Preliminary (PGY-1 Only)	1,839	1,468	1,663	1,887	1,471	1,685	1,987	1,526	1,803	1,943	1,469	1,749	1,885	1,491	1,749
Primary	321	192	298	295	188	284	290	170	280	295	165	284	274	167	264
Medical Genetics	1	0	1	1	1	1	2	1	1	2	1	1	1	1	1
Neurological Surgery	39	37	38	43	37	38	19	16	17	18	15	16	17	11	15
Neurology	56	25	45	65	34	56	43	20	36	40	21	34	160	83	156
Nuclear Medicine	0	0	0	1	0	1	0	0	0	1	0	0	0	0	0
Obstetrics-Gynecology	1,151	786	1,050	1,142	743	1,066	1,144	772	1,083	1,154	835	1,130	1,155	837	1,149
Ophthalmology	11	3	4	4	3	3	3	3	3	3	0	0	3	0	0
Orthopaedic Surgery	575	533	568	589	548	588	610	560	605	615	551	599	616	578	614
Otolaryngology	36	33	34	42	36	37	22	19	20	264	243	259	270	251	268
Pathology	443	265	399	477	292	438	526	326	481	525	315	480	513	296	466
Pediatrics	2,237	1,596	2,099	2,261	1,611	2,163	2,269	1,679	2,211	2,288	1,668	2,209	2,328	1,694	2,265
Pediatrics-Dermatology	0	0	0	0	0	0	1	1	1	1	0	0	2	2	2
Pediatrics-Emerg Med	3	2	3	4	3	4	6	3	4	6	6	6	5	5	5
Pediatrics-Medical Genetics	0	0	0	0	0	0	1	1	1	4	0	0	5	3	3
Pediatrics-P M & R	3	2	3	5	4	5	4	3	4	2	1	2	3	3	3
Peds/Psych/Child Psych	20	16	18	19	18	18	20	16	19	20	18	20	20	15	19
Primary	86	47	84	95	48	94	87	45	87	86	57	86	88	53	86
Plastic Surgery	77	71	76	78	73	77	81	73	80	88	84	88	93	88	93
Preventive Medicine	9	0	3	7	1	3	4	1	1	3	0	3	5	0	4
Physical Medicine & Rehab	78	35	71	75	51	69	78	38	71	82	47	76	78	45	74
Psychiatry	986	597	916	1,020	641	979	1,026	653	983	1,037	643	983	1,057	633	1,000
Psychiatry-Child Psychiatry	0	0	0	0	0	0	0	0	0	0	0	0	0	0	0
Psychiatry-Family Medicine	16	5	8	14	9	12	16	12	12	10	8	8	12	6	8
Psychiatry-Neurology	0	0	0	0	0	0	0	0	0	0	0	0	3	0	0
Radiation Oncology	10	10	10	11	11	11	9	9	9	17	17	17	15	15	15
Radiology-Diagnostic	136	116	133	126	121	126	134	107	124	129	105	123	141	125	141
Transitional (PGY1-Only)	1,033	866	970	1,065	882	990	1,017	891	967	1,017	888	972	1,017	882	966
Urology	56	50	53	50	43	50	19	16	18	15	11	12	13	12	13
Vascular Surgery	0	0	0	0	0	0	0	0	0	0	0	0	4	4	4
TOTAL - PGY-1	20,908	13,364	18,806	21,192	13,572	19,392	21,454	13,798	19,760	21,659	14,059	20,072	21,845	14,201	20,514
PGY-2 Positions															
Anesthesiology	833	606	796	846	575	786	820	590	791	759	589	748	763	570	725
Dermatology	239	194	239	263	208	262	288	216	283	276	216	270	288	226	287
Emergency Medicine	137	97	130	144	119	142	144	120	144	115	93	115	97	77	96
Neurological Surgery	0	0	0	0	0	0	0	0	0	0	0	0	0	0	0
Neurology	0	0	0	0	0	0	0	0	0	0	0	0	379	219	364
Nuclear Medicine	3	2	3	5	2	2	5	2	3	4	0	1	4	1	3
Orthopaedic Surgery	1	1	1	5	1	1	0	0	0	0	0	0	0	0	0
Otolaryngology	0	0	0	0	0	0	0	0	0	0	0	0	0	0	0
Pediatrics-Medical Genetics	0	0	0	0	0	0	0	0	0	0	0	0	1	0	0
Physical Medicine & Rehab	275	156	252	268	133	257	278	149	264	270	122	256	274	137	257
Plastic Surgery	0	0	0	1	1	1	1	0	1	1	1	1	1	1	1
Preventive Medicine	3	0	0	3	0	0	4	0	0	3	0	0	2	0	0
Psychiatry	16	12	15	5	4	4	6	4	4	5	3	3	2	2	2
Psychiatry-Neurology	0	0	0	0	0	0	0	0	0	0	0	0	0	0	0
Radiation Oncology	107	97	107	117	101	115	128	109	126	111	100	109	127	109	119
Radiology-Diagnostic	843	692	841	855	691	850	884	681	845	882	708	852	902	719	885
Urology	0	0	0	0	0	0	0	0	0	0	0	0	0	0	0
TOTAL - PGY-2	2,457	1,857	2,384	2,512	1,835	2,420	2,558	1,871	2,461	2,426	1,832	2,355	2,840	2,061	2,739
GRAND TOTAL	23,365	15,221	21,190	23,704	15,407	21,812	24,012	15,669	22,221	24,085	15,891	22,427	24,685	16,262	23,253

Table 6 Positions Offered and Percent Filled by U.S. Seniors and All Applicants, 2003 - 2007

Specialty	2003			2004			2005			2006			2007		
	Offered	Filled %U.S.	%Tot	Offered	Filled %U.S.	%Tot	Offered	Filled %U.S.	%Tot	Offered	Filled %U.S.	%Tot	Offered	Filled %U.S.	%Tot
PGY-1 Positions															
Anesthesiology	431	74.5	96.3	443	72.7	93.5	463	70.4	94.8	552	81.7	97.6	575	77.9	97.6
Dermatology	33	75.8	93.9	31	96.8	96.8	28	96.4	100.0	30	93.3	100.0	32	78.1	100.0
Emergency Medicine	1,114	77.1	96.3	1,151	77.5	98.1	1,188	80.0	98.0	1,251	75.5	97.4	1,288	79.7	99.5
Emergency Med/Family Med	0	0.0	0.0	0	0.0	0.0	0	0.0	0.0	0	0.0	0.0	2	0.0	0.0
Family Medicine	2,920	42.0	76.3	2,864	41.4	78.8	2,761	40.5	82.4	2,711	41.4	85.1	2,603	42.1	88.3
General Surgery	1,049	82.7	99.0	1,044	84.8	99.8	1,051	80.4	99.3	1,047	83.3	99.9	1,057	78.1	99.8
Preliminary (PGY-1 Only)	1,006	42.1	64.4	1,074	42.6	65.1	1,331	45.3	65.0	1,234	38.9	60.6	1,262	38.1	61.9
Surgery-Plastic Surgery	0	0.0	0.0	0	0.0	0.0	0	0.0	0.0	0	0.0	0.0	0	0.0	0.0
Internal Medicine	4,692	55.2	95.1	4,751	54.8	97.4	4,768	55.8	97.2	4,735	56.3	97.9	4,798	55.9	98.4
Medicine-Dermatology	0	0.0	0.0	0	0.0	0.0	1	100.0	100.0	3	66.7	66.7	6	83.3	83.3
Medicine-Emerg Med	19	84.2	94.7	22	68.2	81.8	23	82.6	100.0	23	73.9	95.7	25	84.0	92.0
Medicine-Family Medicine	4	75.0	100.0	6	66.7	83.3	5	60.0	100.0	6	16.7	50.0	6	83.3	100.0
Medicine-Medical Genetics	0	0.0	0.0	0	0.0	0.0	0	0.0	0.0	1	100.0	100.0	0	0.0	0.0
Medicine-Neurology	1	100.0	100.0	1	0.0	100.0	1	0.0	100.0	2	50.0	100.0	3	66.7	66.7
Medicine-P M & R	0	0.0	0.0	1	0.0	100.0	0	0.0	0.0	0	0.0	0.0	0	0.0	0.0
Medicine-Pediatrics	385	67.0	82.3	400	74.0	88.0	390	70.5	87.2	376	78.2	91.5	378	72.8	91.3
Medicine-Preventive Med	1	0.0	100.0	2	50.0	100.0	3	0.0	100.0	2	50.0	100.0	5	0.0	80.0
Medicine-Psychiatry	31	61.3	77.4	26	53.8	69.2	23	52.2	73.9	21	38.1	71.4	22	45.5	72.7
Preliminary (PGY-1 Only)	1,839	79.8	90.4	1,887	78.0	89.3	1,987	76.8	90.7	1,943	75.6	90.0	1,885	79.1	92.8
Primary	321	59.8	92.8	295	63.7	96.3	290	58.6	96.6	295	55.9	96.3	274	60.9	96.4
Medical Genetics	1	0.0	100.0	1	100.0	100.0	2	50.0	50.0	2	50.0	50.0	1	100.0	100.0
Neurological Surgery	39	94.9	97.4	43	86.0	88.4	19	84.2	89.5	18	83.3	88.9	17	64.7	88.2
Neurology	56	44.6	80.4	65	52.3	86.2	43	46.5	83.7	40	52.5	85.0	160	51.9	97.5
Nuclear Medicine	0	0.0	0.0	1	0.0	100.0	0	0.0	0.0	1	0.0	0.0	0	0.0	0.0
Obstetrics-Gynecology	1,151	68.3	91.2	1,142	65.1	93.3	1,144	67.5	94.7	1,154	72.4	97.9	1,155	72.5	99.5
Ophthalmology	11	27.3	36.4	4	75.0	75.0	3	100.0	100.0	3	0.0	0.0	3	0.0	0.0
Orthopaedic Surgery	575	92.7	98.8	589	93.0	99.8	610	91.8	99.2	615	89.6	97.4	616	93.8	99.7
Otolaryngology	36	91.7	94.4	42	85.7	88.1	22	86.4	90.9	264	92.0	98.1	270	93.0	99.3
Pathology	443	59.8	90.1	477	61.2	91.8	526	62.0	91.4	525	60.0	91.4	513	57.7	90.8
Pediatrics	2,237	71.3	93.8	2,261	71.3	95.7	2,269	74.0	97.4	2,288	72.9	96.5	2,328	72.8	97.3
Pediatrics-Dermatology	0	0.0	0.0	0	0.0	0.0	1	100.0	100.0	1	0.0	0.0	2	100.0	100.0
Pediatrics-Emerg Med	3	66.7	100.0	4	75.0	100.0	6	50.0	66.7	6	100.0	100.0	5	100.0	100.0
Pediatrics-Medical Genetics	0	0.0	0.0	0	0.0	0.0	1	100.0	100.0	4	0.0	0.0	5	60.0	60.0
Pediatrics-P M & R	3	66.7	100.0	5	80.0	100.0	4	75.0	100.0	2	50.0	100.0	3	100.0	100.0
Peds/Psych/Child Psych	20	80.0	90.0	19	94.7	94.7	20	80.0	95.0	20	90.0	100.0	20	75.0	95.0
Primary	86	54.7	97.7	95	50.5	98.9	87	51.7	100.0	86	66.3	100.0	88	60.2	97.7
Plastic Surgery	77	92.2	98.7	78	93.6	98.7	81	90.1	98.8	88	95.5	100.0	93	94.6	100.0
Preventive Medicine	9	0.0	33.3	7	14.3	42.9	4	25.0	25.0	3	0.0	100.0	5	0.0	80.0
Physical Medicine & Rehab	78	44.9	91.0	75	68.0	92.0	78	48.7	91.0	82	57.3	92.7	78	57.7	94.9
Psychiatry	986	60.5	92.9	1,020	62.8	96.0	1,026	63.6	95.8	1,037	62.0	94.8	1,057	59.9	94.6
Psychiatry-Child Psychiatry	0	0.0	0.0	0	0.0	0.0	0	0.0	0.0	0	0.0	0.0	0	0.0	0.0
Psychiatry-Family Medicine	16	31.3	50.0	14	64.3	85.7	16	75.0	75.0	10	80.0	80.0	12	50.0	66.7
Psychiatry-Neurology	0	0.0	0.0	0	0.0	0.0	0	0.0	0.0	0	0.0	0.0	3	0.0	0.0
Radiation Oncology	10	100.0	100.0	11	100.0	100.0	9	100.0	100.0	17	100.0	100.0	15	100.0	100.0
Radiology-Diagnostic	136	85.3	97.8	126	96.0	100.0	134	79.9	92.5	129	81.4	95.3	141	88.7	100.0
Transitional (PGY1-Only)	1,033	83.8	93.9	1,065	82.8	93.0	1,017	87.6	95.1	1,017	87.3	95.6	1,017	86.7	95.0
Urology	56	89.3	94.6	50	86.0	100.0	19	84.2	94.7	15	73.3	80.0	13	92.3	100.0
Vascular Surgery	0	0.0	0.0	0	0.0	0.0	0	0.0	0.0	0	0.0	0.0	4	100.0	100.0
TOTAL - PGY-1	20,908	63.9	89.9	21,192	64.0	91.5	21,454	64.3	92.1	21,659	64.9	92.7	21,845	65.0	93.9
PGY-2 Positions															
Anesthesiology	833	72.7	95.6	846	68.0	92.9	820	72.0	96.5	759	77.6	98.6	763	74.7	95.0
Dermatology	239	81.2	100.0	263	79.1	99.6	288	75.0	98.3	276	78.3	97.8	288	78.5	99.7
Emergency Medicine	137	70.8	94.9	144	82.6	98.6	144	83.3	100.0	115	80.9	100.0	97	79.4	99.0
Neurological Surgery	0	0.0	0.0	0	0.0	0.0	0	0.0	0.0	0	0.0	0.0	0	0.0	0.0
Neurology	0	0.0	0.0	0	0.0	0.0	0	0.0	0.0	0	0.0	0.0	379	57.8	96.0
Nuclear Medicine	3	66.7	100.0	5	40.0	40.0	5	40.0	60.0	4	0.0	25.0	4	25.0	75.0
Orthopaedic Surgery	1	100.0	100.0	5	20.0	20.0	0	0.0	0.0	0	0.0	0.0	0	0.0	0.0
Otolaryngology	0	0.0	0.0	0	0.0	0.0	0	0.0	0.0	0	0.0	0.0	0	0.0	0.0
Pediatrics-Medical Genetics	0	0.0	0.0	0	0.0	0.0	0	0.0	0.0	0	0.0	0.0	1	0.0	0.0
Physical Medicine & Rehab	275	56.7	91.6	268	49.6	95.9	278	53.6	95.0	270	45.2	94.8	274	50.0	93.8
Plastic Surgery	0	0.0	0.0	1	100.0	100.0	1	0.0	100.0	1	100.0	100.0	1	100.0	100.0
Preventive Medicine	3	0.0	0.0	3	0.0	0.0	4	0.0	0.0	3	0.0	0.0	2	0.0	0.0
Psychiatry	16	75.0	93.8	5	80.0	80.0	6	66.7	66.7	5	60.0	60.0	2	100.0	100.0
Psychiatry-Neurology	0	0.0	0.0	0	0.0	0.0	0	0.0	0.0	0	0.0	0.0	0	0.0	0.0
Radiation Oncology	107	90.7	100.0	117	86.3	98.3	128	85.2	98.4	111	90.1	98.2	127	85.8	93.7
Radiology-Diagnostic	843	82.1	99.8	855	80.8	99.4	884	77.0	95.6	882	80.3	96.6	902	79.7	98.1
Urology	0	0.0	0.0	0	0.0	0.0	0	0.0	0.0	0	0.0	0.0	0	0.0	0.0
TOTAL - PGY-2	2,457	75.6	97.0	2,512	73.0	96.3	2,558	73.1	96.2	2,426	75.5	97.1	2,840	72.6	96.4
GRAND TOTAL	23,365	65.1	90.7	23,704	65.0	92.0	24,012	65.3	92.5	24,085	66.0	93.1	24,685	65.9	94.2

Tables 7, 8, and 9

Tables 7, 8, and 9 display the number of PGY-1 matches by specialty for three different groups: all applicants (Table 7), U.S. seniors (Table 8), and foreign-trained physicians (Table 9). Foreign-trained physicians are U.S. citizen and non-U.S. citizen graduates of international medical schools, excluding Canadian, osteopathic, and Fifth Pathway applicants.

In 2007, slightly more U.S. seniors matched to the specialties of Emergency Medicine, Orthopaedic Surgery, and Radiology-Diagnostic. The number of U.S. seniors matched to Internal Medicine rose this year, as it has every year beginning in 2003.

Table 9 shows by specialty the number of U.S. citizen and non-U.S. citizen foreign-trained physicians who matched to PGY-1 positions. By far the largest percentage (37.4%) obtained positions in Internal Medicine. The next largest group was in Family Medicine, where foreign-trained physicians filled 19.3 percent of positions offered. Pediatrics was the third largest group with 8.7 percent. Together, these three specialties account for almost 45 percent of all PGY-1 positions in the Match, so it is not surprising that significant numbers of foreign-trained physicians would match to them.

The numbers of foreign-trained physicians matching to PGY-1 positions in 2007 increased slightly over the 2006 numbers for General Surgery, Preliminary Surgery, Psychiatry, Medicine Pediatrics, Pediatrics, and Pediatrics Primary. The number of foreign-trained physicians matching to Family Medicine positions declined slightly, mirroring the number for all applicants.

Table 7 All Applicants Matched to PGY-1 Positions by Specialty, 1999 - 2007

Specialty	1999		2000		2001		2002		2003		2004		2005		2006		2007	
	No.	%	No.	%	No.	%	No.	%	No.	%	No.	%	No.	%	No.	%	No.	%
PGY-1 Positions																		
Anesthesiology	255	1.4	292	1.6	332	1.8	375	2.0	415	2.2	414	2.1	439	2.2	539	2.7	561	2.7
Dermatology	30	0.2	35	0.2	30	0.2	34	0.2	31	0.2	30	0.2	28	0.1	30	0.1	32	0.2
Emergency Medicine	882	4.8	966	5.3	995	5.4	1,052	5.7	1,073	5.7	1,129	5.8	1,164	5.9	1,218	6.1	1,282	6.2
Emergency Med/Family Med	0	0.0	0	0.0	0	0.0	0	0.0	0	0.0	0	0.0	0	0.0	0	0.0	0	0.0
Family Medicine	2,683	14.6	2,584	14.1	2,346	12.8	2,342	12.7	2,227	11.8	2,256	11.6	2,275	11.5	2,307	11.5	2,299	11.2
General Surgery	971	5.3	1,008	5.5	973	5.3	981	5.3	1,038	5.5	1,042	5.4	1,044	5.3	1,046	5.2	1,055	5.1
Preliminary (PGY-1 Only)	536	2.9	528	2.9	552	3.0	569	3.1	648	3.4	699	3.6	865	4.4	748	3.7	781	3.8
Surgery-Plastic Surgery	25	0.1	24	0.1	16	0.1	0	0.0	0	0.0	0	0.0	0	0.0	0	0.0	0	0.0
Internal Medicine	4,506	24.5	4,494	24.4	4,403	24.0	4,395	23.8	4,462	23.7	4,627	23.9	4,634	23.5	4,636	23.1	4,720	23.0
Medicine-Dermatology	0	0.0	0	0.0	0	0.0	0	0.0	0	0.0	0	0.0	1	0.0	2	0.0	5	0.0
Medicine-Emerg Med	17	0.1	17	0.1	13	0.1	17	0.1	18	0.1	18	0.1	23	0.1	22	0.1	23	0.1
Medicine-Family Medicine	5	0.0	6	0.0	4	0.0	3	0.0	4	0.0	5	0.0	5	0.0	3	0.0	6	0.0
Medicine-Medical Genetics	0	0.0	0	0.0	0	0.0	0	0.0	0	0.0	0	0.0	0	0.0	1	0.0	0	0.0
Medicine-Neurology	0	0.0	1	0.0	0	0.0	2	0.0	1	0.0	1	0.0	1	0.0	2	0.0	2	0.0
Medicine-P M & R	3	0.0	3	0.0	1	0.0	0	0.0	0	0.0	1	0.0	0	0.0	0	0.0	0	0.0
Medicine-Pediatrics	382	2.1	392	2.1	385	2.1	340	1.8	317	1.7	352	1.8	340	1.7	344	1.7	345	1.7
Medicine-Preventive Med	0	0.0	0	0.0	0	0.0	2	0.0	1	0.0	2	0.0	3	0.0	2	0.0	4	0.0
Medicine-Psychiatry	29	0.2	28	0.2	23	0.1	22	0.1	24	0.1	18	0.1	17	0.1	15	0.1	16	0.1
Preliminary (PGY-1 Only)	1,275	6.9	1,341	7.3	1,488	8.1	1,563	8.5	1,663	8.8	1,685	8.7	1,803	9.1	1,749	8.7	1,749	8.5
Primary	505	2.7	445	2.4	369	2.0	321	1.7	298	1.6	284	1.5	280	1.4	284	1.4	264	1.3
Medical Genetics	0	0.0	0	0.0	0	0.0	1	0.0	1	0.0	1	0.0	1	0.0	1	0.0	1	0.0
Neurological Surgery	37	0.2	25	0.1	34	0.2	32	0.2	38	0.2	38	0.2	17	0.1	16	0.1	15	0.1
Neurology	37	0.2	44	0.2	44	0.2	45	0.2	45	0.2	56	0.3	36	0.2	34	0.2	156	0.8
Nuclear Medicine	0	0.0	0	0.0	0	0.0	1	0.0	0	0.0	1	0.0	0	0.0	0	0.0	0	0.0
Obstetrics-Gynecology	1,049	5.7	1,031	5.6	1,040	5.7	1,067	5.8	1,050	5.6	1,066	5.5	1,083	5.5	1,130	5.6	1,149	5.6
Ophthalmology	7	0.0	4	0.0	7	0.0	4	0.0	4	0.0	3	0.0	3	0.0	0	0.0	0	0.0
Orthopaedic Surgery	524	2.8	551	3.0	557	3.0	565	3.1	568	3.0	588	3.0	605	3.1	599	3.0	614	3.0
Otolaryngology	39	0.2	35	0.2	35	0.2	33	0.2	34	0.2	37	0.2	20	0.1	259	1.3	268	1.3
Pathology	281	1.5	246	1.3	312	1.7	333	1.8	399	2.1	438	2.3	481	2.4	480	2.4	466	2.3
Pediatrics	2,077	11.3	2,042	11.1	2,091	11.4	1,992	10.8	2,099	11.2	2,163	11.2	2,211	11.2	2,209	11.0	2,265	11.0
Pediatrics-Dermatology	0	0.0	0	0.0	0	0.0	0	0.0	0	0.0	0	0.0	1	0.0	0	0.0	2	0.0
Pediatrics-Emerg Med	4	0.0	4	0.0	4	0.0	4	0.0	3	0.0	4	0.0	4	0.0	6	0.0	5	0.0
Pediatrics-Medical Genetics	0	0.0	0	0.0	0	0.0	0	0.0	0	0.0	0	0.0	1	0.0	0	0.0	3	0.0
Pediatrics-P M & R	3	0.0	2	0.0	2	0.0	1	0.0	3	0.0	5	0.0	4	0.0	2	0.0	3	0.0
Peds/Psych/Child Psych	17	0.1	14	0.1	12	0.1	17	0.1	18	0.1	18	0.1	19	0.1	20	0.1	19	0.1
Primary	122	0.7	110	0.6	105	0.6	104	0.6	84	0.4	94	0.5	87	0.4	86	0.4	86	0.4
Plastic Surgery	47	0.3	50	0.3	58	0.3	77	0.4	76	0.4	77	0.4	80	0.4	88	0.4	93	0.5
Preventive Medicine	7	0.0	5	0.0	4	0.0	3	0.0	3	0.0	3	0.0	1	0.0	3	0.0	4	0.0
Physical Medicine & Rehab	69	0.4	62	0.3	65	0.4	64	0.3	71	0.4	69	0.4	71	0.4	76	0.4	74	0.4
Psychiatry	857	4.7	853	4.6	872	4.8	907	4.9	916	4.9	979	5.0	983	5.0	983	4.9	1,000	4.9
Psychiatry-Child Psychiatry	3	0.0	3	0.0	3	0.0	0	0.0	0	0.0	0	0.0	0	0.0	0	0.0	0	0.0
Psychiatry-Family Medicine	9	0.0	13	0.1	13	0.1	12	0.1	8	0.0	12	0.1	12	0.1	8	0.0	8	0.0
Psychiatry-Neurology	2	0.0	1	0.0	1	0.0	0	0.0	0	0.0	0	0.0	0	0.0	0	0.0	0	0.0
Radiation Oncology	6	0.0	11	0.1	12	0.1	14	0.1	10	0.1	11	0.1	9	0.0	17	0.1	15	0.1
Radiology-Diagnostic	121	0.7	125	0.7	136	0.7	125	0.7	133	0.7	126	0.6	124	0.6	123	0.6	141	0.7
Transitional (PGY1-Only)	922	5.0	944	5.1	966	5.3	977	5.3	970	5.2	990	5.1	967	4.9	972	4.8	966	4.7
Urology	54	0.3	52	0.3	51	0.3	51	0.3	53	0.3	50	0.3	18	0.1	12	0.1	13	0.1
Vascular Surgery	0	0.0	0	0.0	0	0.0	0	0.0	0	0.0	0	0.0	0	0.0	0	0.0	4	0.0
TOTAL - PGY-1	18,398	100	18,391	100	18,354	100	18,447	100	18,806	100	19,392	100	19,760	100	20,072	100	20,514	100

Table 8 U.S. Seniors Matched to PGY-1 Positions by Specialty, 1999 - 2007

Specialty	1999		2000		2001		2002		2003		2004		2005		2006		2007	
	No.	%	No.	%	No.	%	No.	%	No.	%	No.	%	No.	%	No.	%	No.	%
PGY-1 Positions																		
Anesthesiology	137	1.0	173	1.3	237	1.8	307	2.3	321	2.4	322	2.4	326	2.4	451	3.2	448	3.2
Dermatology	25	0.2	34	0.3	26	0.2	31	0.2	25	0.2	30	0.2	27	0.2	28	0.2	25	0.2
Emergency Medicine	714	5.2	794	5.9	825	6.1	866	6.4	859	6.4	892	6.6	950	6.9	944	6.7	1,027	7.2
Emergency Med/Family Med	0	0.0	0	0.0	0	0.0	0	0.0	0	0.0	0	0.0	0	0.0	0	0.0	0	0.0
Family Medicine	2,015	14.7	1,817	13.5	1,503	11.1	1,399	10.4	1,226	9.2	1,185	8.7	1,117	8.1	1,123	8.0	1,096	7.7
General Surgery	840	6.1	874	6.5	820	6.1	782	5.8	867	6.5	885	6.5	845	6.1	872	6.2	826	5.8
Preliminary (PGY-1 Only)	377	2.8	358	2.7	377	2.8	378	2.8	424	3.2	457	3.4	603	4.4	480	3.4	481	3.4
Surgery-Plastic Surgery	22	0.2	23	0.2	16	0.1	0	0.0	0	0.0	0	0.0	0	0.0	0	0.0	0	0.0
Internal Medicine	2,863	20.9	2,800	20.8	2,798	20.7	2,738	20.3	2,590	19.4	2,602	19.2	2,659	19.3	2,668	19.0	2,680	18.9
Medicine-Dermatology	0	0.0	0	0.0	0	0.0	0	0.0	0	0.0	0	0.0	1	0.0	2	0.0	5	0.0
Medicine-Emerg Med	15	0.1	16	0.1	11	0.1	15	0.1	16	0.1	15	0.1	19	0.1	17	0.1	21	0.1
Medicine-Family Medicine	3	0.0	5	0.0	2	0.0	3	0.0	3	0.0	4	0.0	3	0.0	1	0.0	5	0.0
Medicine-Medical Genetics	0	0.0	0	0.0	0	0.0	0	0.0	0	0.0	0	0.0	0	0.0	1	0.0	0	0.0
Medicine-Neurology	0	0.0	1	0.0	0	0.0	1	0.0	1	0.0	0	0.0	0	0.0	1	0.0	2	0.0
Medicine-P M & R	1	0.0	3	0.0	1	0.0	0	0.0	0	0.0	0	0.0	0	0.0	0	0.0	0	0.0
Medicine-Pediatrics	347	2.5	338	2.5	337	2.5	292	2.2	258	1.9	296	2.2	275	2.0	294	2.1	275	1.9
Medicine-Preventive Med	0	0.0	0	0.0	0	0.0	2	0.0	0	0.0	1	0.0	0	0.0	1	0.0	0	0.0
Medicine-Psychiatry	21	0.2	20	0.1	19	0.1	14	0.1	19	0.1	14	0.1	12	0.1	8	0.1	10	0.1
Preliminary (PGY-1 Only)	1,057	7.7	1,136	8.4	1,271	9.4	1,398	10.4	1,468	11.0	1,471	10.8	1,526	11.1	1,469	10.4	1,491	10.5
Primary	347	2.5	281	2.1	234	1.7	204	1.5	192	1.4	188	1.4	170	1.2	165	1.2	167	1.2
Medical Genetics	0	0.0	0	0.0	0	0.0	1	0.0	0	0.0	1	0.0	1	0.0	1	0.0	1	0.0
Neurological Surgery	33	0.2	24	0.2	30	0.2	29	0.2	37	0.3	37	0.3	16	0.1	15	0.1	11	0.1
Neurology	16	0.1	22	0.2	20	0.1	21	0.2	25	0.2	34	0.3	20	0.1	21	0.1	83	0.6
Nuclear Medicine	0	0.0	0	0.0	0	0.0	1	0.0	0	0.0	0	0.0	0	0.0	0	0.0	0	0.0
Obstetrics-Gynecology	905	6.6	840	6.2	834	6.2	850	6.3	786	5.9	743	5.5	772	5.6	835	5.9	837	5.9
Ophthalmology	7	0.1	4	0.0	7	0.1	3	0.0	3	0.0	3	0.0	3	0.0	0	0.0	0	0.0
Orthopaedic Surgery	478	3.5	489	3.6	520	3.8	529	3.9	533	4.0	548	4.0	560	4.1	551	3.9	578	4.1
Otolaryngology	39	0.3	33	0.2	33	0.2	33	0.2	33	0.2	36	0.3	19	0.1	243	1.7	251	1.8
Pathology	146	1.1	127	0.9	170	1.3	198	1.5	265	2.0	292	2.2	326	2.4	315	2.2	296	2.1
Pediatrics	1,742	12.7	1,638	12.1	1,705	12.6	1,562	11.6	1,596	11.9	1,611	11.9	1,679	12.2	1,668	11.9	1,694	11.9
Pediatrics-Dermatology	0	0.0	0	0.0	0	0.0	0	0.0	0	0.0	0	0.0	1	0.0	0	0.0	2	0.0
Pediatrics-Emerg Med	3	0.0	4	0.0	3	0.0	4	0.0	2	0.0	3	0.0	3	0.0	6	0.0	5	0.0
Pediatrics-Medical Genetics	0	0.0	0	0.0	0	0.0	0	0.0	0	0.0	0	0.0	1	0.0	0	0.0	3	0.0
Pediatrics-P M & R	3	0.0	1	0.0	2	0.0	1	0.0	2	0.0	4	0.0	3	0.0	1	0.0	3	0.0
Peds/Psych/Child Psych	14	0.1	11	0.1	11	0.1	16	0.1	16	0.1	18	0.1	16	0.1	18	0.1	15	0.1
Primary	63	0.5	57	0.4	50	0.4	58	0.4	47	0.4	48	0.4	45	0.3	57	0.4	53	0.4
Plastic Surgery	45	0.3	45	0.3	56	0.4	72	0.5	71	0.5	73	0.5	73	0.5	84	0.6	88	0.6
Preventive Medicine	3	0.0	3	0.0	3	0.0	2	0.0	0	0.0	1	0.0	1	0.0	0	0.0	0	0.0
Physical Medicine & Rehab	34	0.2	27	0.2	31	0.2	48	0.4	35	0.3	51	0.4	38	0.3	47	0.3	45	0.3
Psychiatry	482	3.5	481	3.6	524	3.9	564	4.2	597	4.5	641	4.7	653	4.7	643	4.6	633	4.5
Psychiatry-Child Psychiatry	2	0.0	3	0.0	3	0.0	0	0.0	0	0.0	0	0.0	0	0.0	0	0.0	0	0.0
Psychiatry-Family Medicine	6	0.0	11	0.1	11	0.1	11	0.1	5	0.0	9	0.1	12	0.1	8	0.1	6	0.0
Psychiatry-Neurology	2	0.0	0	0.0	1	0.0	0	0.0	0	0.0	0	0.0	0	0.0	0	0.0	0	0.0
Radiation Oncology	5	0.0	9	0.1	12	0.1	11	0.1	10	0.1	11	0.1	9	0.1	17	0.1	15	0.1
Radiology-Diagnostic	101	0.7	114	0.8	124	0.9	108	0.8	116	0.9	121	0.9	107	0.8	105	0.7	125	0.9
Transitional (PGY1-Only)	742	5.4	819	6.1	866	6.4	891	6.6	866	6.5	882	6.5	891	6.5	888	6.3	882	6.2
Urology	52	0.4	50	0.4	49	0.4	46	0.3	50	0.4	43	0.3	16	0.1	11	0.1	12	0.1
Vascular Surgery	0	0.0	0	0.0	0	0.0	0	0.0	0	0.0	0	0.0	0	0.0	0	0.0	4	0.0
TOTAL - PGY-1	13,707	100	13,485	100	13,542	100	13,489	100	13,364	100	13,572	100	13,798	100	14,059	100	14,201	100

Table 9

Foreign-Trained Physicians Matched to PGY-1 Positions by Specialty, 1999 - 2007

Specialty	1999		2000		2001		2002		2003		2004		2005		2006		2007	
	No.	%	No.	%	No.	%	No.	%	No.	%	No.	%	No.	%	No.	%	No.	%
PGY-1 Positions																		
Anesthesiology	110	3.2	105	3.0	66	2.0	49	1.4	54	1.4	50	1.2	68	1.6	52	1.2	56	1.2
Dermatology	1	0.0	1	0.0	1	0.0	1	0.0	4	0.1	0	0.0	0	0.0	2	0.0	1	0.0
Emergency Medicine	30	0.9	41	1.2	29	0.9	44	1.3	53	1.4	58	1.4	45	1.1	74	1.7	81	1.8
Emergency Med/Family Med	0	0.0	0	0.0	0	0.0	0	0.0	0	0.0	0	0.0	0	0.0	0	0.0	0	0.0
Family Medicine	405	11.8	454	12.9	505	15.1	596	17.4	701	18.0	734	18.0	838	19.8	888	20.3	873	19.3
General Surgery	55	1.6	73	2.1	92	2.8	124	3.6	107	2.8	81	2.0	112	2.6	99	2.3	130	2.9
Preliminary (PGY-1 Only)	135	3.9	146	4.1	153	4.6	164	4.8	188	4.8	201	4.9	202	4.8	238	5.4	259	5.7
Surgery-Plastic Surgery	2	0.1	0	0.0	0	0.0	0	0.0	0	0.0	0	0.0	0	0.0	0	0.0	0	0.0
Internal Medicine	1,388	40.5	1,388	39.3	1,293	38.7	1,293	37.7	1,539	39.6	1,658	40.6	1,646	38.9	1,647	37.6	1,695	37.4
Medicine-Dermatology	0	0.0	0	0.0	0	0.0	0	0.0	0	0.0	0	0.0	0	0.0	0	0.0	0	0.0
Medicine-Emerg Med	0	0.0	0	0.0	1	0.0	1	0.0	0	0.0	0	0.0	1	0.0	1	0.0	0	0.0
Medicine-Family Medicine	2	0.1	1	0.0	1	0.0	0	0.0	0	0.0	0	0.0	0	0.0	0	0.0	1	0.0
Medicine-Medical Genetics	0	0.0	0	0.0	0	0.0	0	0.0	0	0.0	0	0.0	0	0.0	0	0.0	0	0.0
Medicine-Neurology	0	0.0	0	0.0	0	0.0	1	0.0	0	0.0	1	0.0	1	0.0	0	0.0	0	0.0
Medicine-P M & R	0	0.0	0	0.0	0	0.0	0	0.0	0	0.0	1	0.0	0	0.0	0	0.0	0	0.0
Medicine-Pediatrics	20	0.6	30	0.8	31	0.9	29	0.8	42	1.1	40	1.0	39	0.9	27	0.6	40	0.9
Medicine-Preventive Med	0	0.0	0	0.0	0	0.0	0	0.0	1	0.0	1	0.0	3	0.1	1	0.0	2	0.0
Medicine-Psychiatry	7	0.2	8	0.2	4	0.1	5	0.1	3	0.1	4	0.1	4	0.1	6	0.1	4	0.1
Preliminary (PGY-1 Only)	176	5.1	157	4.4	158	4.7	112	3.3	141	3.6	143	3.5	210	5.0	205	4.7	181	4.0
Primary	124	3.6	131	3.7	107	3.2	91	2.7	82	2.1	74	1.8	90	2.1	97	2.2	69	1.5
Medical Genetics	0	0.0	0	0.0	0	0.0	0	0.0	1	0.0	0	0.0	0	0.0	0	0.0	0	0.0
Neurological Surgery	0	0.0	1	0.0	3	0.1	2	0.1	0	0.0	1	0.0	1	0.0	0	0.0	3	0.1
Neurology	20	0.6	19	0.5	19	0.6	21	0.6	18	0.5	22	0.5	13	0.3	10	0.2	60	1.3
Nuclear Medicine	0	0.0	0	0.0	0	0.0	0	0.0	0	0.0	1	0.0	0	0.0	0	0.0	0	0.0
Obstetrics-Gynecology	70	2.0	101	2.9	96	2.9	129	3.8	168	4.3	194	4.7	199	4.7	202	4.6	198	4.4
Ophthalmology	0	0.0	0	0.0	0	0.0	0	0.0	0	0.0	0	0.0	0	0.0	0	0.0	0	0.0
Orthopaedic Surgery	10	0.3	15	0.4	10	0.3	8	0.2	9	0.2	11	0.3	15	0.4	13	0.3	14	0.3
Otolaryngology	0	0.0	0	0.0	2	0.1	0	0.0	0	0.0	0	0.0	0	0.0	7	0.2	9	0.2
Pathology	125	3.6	110	3.1	109	3.3	99	2.9	82	2.1	81	2.0	84	2.0	109	2.5	97	2.1
Pediatrics	204	5.9	254	7.2	238	7.1	287	8.4	336	8.7	377	9.2	344	8.1	370	8.4	395	8.7
Pediatrics-Dermatology	0	0.0	0	0.0	0	0.0	0	0.0	0	0.0	0	0.0	0	0.0	0	0.0	0	0.0
Pediatrics-Emerg Med	0	0.0	0	0.0	1	0.0	0	0.0	0	0.0	1	0.0	0	0.0	0	0.0	0	0.0
Pediatrics-Medical Genetics	0	0.0	0	0.0	0	0.0	0	0.0	0	0.0	0	0.0	0	0.0	0	0.0	0	0.0
Pediatrics-P M & R	0	0.0	0	0.0	0	0.0	0	0.0	0	0.0	1	0.0	0	0.0	0	0.0	0	0.0
Peds/Psych/Child Psych	3	0.1	2	0.1	0	0.0	1	0.0	0	0.0	0	0.0	1	0.0	1	0.0	2	0.0
Primary	51	1.5	50	1.4	49	1.5	43	1.3	32	0.8	41	1.0	33	0.8	26	0.6	33	0.7
Plastic Surgery	0	0.0	1	0.0	1	0.0	1	0.0	1	0.0	2	0.0	3	0.1	1	0.0	1	0.0
Preventive Medicine	3	0.1	1	0.0	0	0.0	0	0.0	3	0.1	2	0.0	0	0.0	2	0.0	4	0.1
Physical Medicine & Rehab	31	0.9	29	0.8	26	0.8	13	0.4	22	0.6	7	0.2	10	0.2	13	0.3	13	0.3
Psychiatry	309	9.0	312	8.8	277	8.3	251	7.3	225	5.8	235	5.7	224	5.3	233	5.3	247	5.5
Psychiatry-Child Psychiatry	0	0.0	0	0.0	0	0.0	0	0.0	0	0.0	0	0.0	0	0.0	0	0.0	0	0.0
Psychiatry-Family Medicine	1	0.0	1	0.0	1	0.0	1	0.0	2	0.1	1	0.0	0	0.0	0	0.0	1	0.0
Psychiatry-Neurology	0	0.0	1	0.0	0	0.0	0	0.0	0	0.0	0	0.0	0	0.0	0	0.0	0	0.0
Radiation Oncology	0	0.0	2	0.1	0	0.0	2	0.1	0	0.0	0	0.0	0	0.0	0	0.0	0	0.0
Radiology-Diagnostic	12	0.3	6	0.2	7	0.2	6	0.2	8	0.2	1	0.0	5	0.1	9	0.2	7	0.2
Transitional (PGY1-Only)	135	3.9	91	2.6	60	1.8	52	1.5	61	1.6	62	1.5	38	0.9	48	1.1	51	1.1
Urology	2	0.1	1	0.0	2	0.1	1	0.0	1	0.0	1	0.0	1	0.0	1	0.0	0	0.0
Vascular Surgery	0	0.0	0	0.0	0	0.0	0	0.0	0	0.0	0	0.0	0	0.0	0	0.0	0	0.0
TOTAL - PGY-1	3,431	100	3,532	100	3,342	100	3,427	100	3,884	100	4,087	100	4,230	100	4,382	100	4,527	100

Table 10

Table 10 shows the numbers of programs, positions offered, and programs ranked and filled by U.S. seniors and all applicants. This table presents data that were reported separately in Tables 10a and 10b in prior years. They were combined to eliminate redundant columns and make easier comparisons between the numbers for U.S. seniors and all applicants.

Using Anesthesiology PGY-1 as an example:

- The first two columns show that 75 programs offered 575 Anesthesiology PGY-1 positions.
- The ranked positions column shows that collectively U.S seniors ranked those Anesthesiology programs 4,634 times and the total number of ranks for all applicants was 5,868.
- The next column (no. of ranks/position) shows the ratio of the number of ranks to the number of positions was 8.1:1 (5,634/575) for U.S. seniors and 10.2:1 for all applicants.
- The next two columns show that 448 of the 575 positions offered for Anesthesiology PGY-1 were filled by U.S. seniors and 561 were filled by all applicants.
- The percent fill rates (number filled/positions offered) can be found in the next two columns. Of the PGY-1 positions offered in Anesthesiology, 77.9 percent were filled by U.S. seniors and, overall, 97.6 percent were filled.
- The last column indicates that 6 Anesthesiology programs had at least 1 unfilled PGY-1 position after the Match.

Both the number of ranks per position and percent filled columns can be considered indicators of a specialty's competitiveness.

Table 10 Programs, Positions Ranked and Filled, by U.S. Seniors and All Applicants, 2007

Specialty	No. of Programs	Positions Offered	Ranked Positions		No. of Ranks/ Positions		No. of Matches		% Filled		Unfilled Programs
			U.S.	Total	U.S.	Total	U.S.	Total	U.S.	Total	
PGY- 1 Positions											
Anesthesiology	75	575	4,634	5,868	8.1	10.2	448	561	77.9	97.6	6
Dermatology	14	32	335	382	10.5	11.9	25	32	78.1	100.0	0
Emergency Medicine	127	1,288	10,818	13,226	8.4	10.3	1,027	1,282	79.7	99.5	2
Emergency Med/Family Med	1	2	3	6	1.5	3.0	0	0	0.0	0.0	1
Family Medicine	457	2,603	7,253	18,307	2.8	7.0	1,096	2,299	42.1	88.3	122
General Surgery	240	1,057	9,904	13,476	9.4	12.7	826	1,055	78.1	99.8	1
Preliminary (PGY-1 Only)	291	1,262	1,723	3,923	1.4	3.1	481	781	38.1	61.9	154
Internal Medicine	369	4,798	22,888	47,334	4.8	9.9	2,680	4,720	55.9	98.4	30
Medicine-Dermatology	5	6	49	56	8.2	9.3	5	5	83.3	83.3	1
Medicine-Emerg Med	11	25	163	196	6.5	7.8	21	23	84.0	92.0	2
Medicine-Family Medicine	2	6	18	30	3.0	5.0	5	6	83.3	100.0	0
Medicine-Neurology	4	3	6	17	2.0	5.7	2	2	66.7	66.7	1
Medicine-Pediatrics	82	378	2,276	2,869	6.0	7.6	275	345	72.8	91.3	17
Medicine-Preventive Med	4	5	1	41	0.2	8.2	0	4	0.0	80.0	1
Medicine-Psychiatry	11	22	38	89	1.7	4.0	10	16	45.5	72.7	4
Preliminary (PGY-1 Only)	302	1,885	26,798	32,085	14.2	17.0	1,491	1,749	79.1	92.8	55
Primary	53	274	1,529	3,182	5.6	11.6	167	264	60.9	96.4	1
Medical Genetics	1	1	1	3	1.0	3.0	1	1	100.0	100.0	0
Neurological Surgery	10	17	12	17	0.7	1.0	11	15	64.7	88.2	2
Neurology	42	160	757	1,359	4.7	8.5	83	156	51.9	97.5	3
Obstetrics-Gynecology	242	1,155	7,941	11,586	6.9	10.0	837	1,149	72.5	99.5	2
Ophthalmology	1	3	1	1	0.3	0.3	0	0	0.0	0.0	1
Orthopaedic Surgery	158	616	7,337	7,950	11.9	12.9	578	614	93.8	99.7	2
Otolaryngology	104	270	3,092	3,388	11.5	12.5	251	268	93.0	99.3	2
Pathology	149	513	2,345	3,989	4.6	7.8	296	466	57.7	90.8	34
Pediatrics	199	2,328	13,811	19,049	5.9	8.2	1,694	2,265	72.8	97.3	27
Pediatrics-Dermatology	2	2	10	10	5.0	5.0	2	2	100.0	100.0	0
Pediatrics-Emerg Med	3	5	29	32	5.8	6.4	5	5	100.0	100.0	0
Pediatrics-Medical Genetics	5	5	10	11	2.0	2.2	3	3	60.0	60.0	2
Pediatrics-P M & R	3	3	11	12	3.7	4.0	3	3	100.0	100.0	0
Peds/Psych/Child Psych	10	20	82	112	4.1	5.6	15	19	75.0	95.0	1
Primary	14	88	641	1,329	7.3	15.1	53	86	60.2	97.7	1
Plastic Surgery	46	93	1,144	1,223	12.3	13.2	88	93	94.6	100.0	0
Preventive Medicine	4	5	0	19	0.0	3.8	0	4	0.0	80.0	1
Physical Medicine & Rehab	26	78	511	753	6.6	9.7	45	74	57.7	94.9	4
Psychiatry	180	1,057	4,852	8,492	4.6	8.0	633	1,000	59.9	94.6	26
Psychiatry-Family Medicine	7	12	30	53	2.5	4.4	6	8	50.0	66.7	3
Psychiatry-Neurology	3	3	9	11	3.0	3.7	0	0	0.0	0.0	3
Radiation Oncology	6	15	176	191	11.7	12.7	15	15	100.0	100.0	0
Radiology-Diagnostic	36	141	1,665	1,869	11.8	13.3	125	141	88.7	100.0	0
Transitional (PGY1-Only)	126	1,017	14,867	16,345	14.6	16.1	882	966	86.7	95.0	13
Urology	6	13	12	20	0.9	1.5	12	13	92.3	100.0	0
Vascular Surgery	3	4	26	27	6.5	6.8	4	4	100.0	100.0	0
Total PGY- 1	3,436	21,845	47,809	218,940	6.8	10.0	14,201	20,514	65.0	93.9	525
PGY- 2 Positions											
Anesthesiology	92	763	5,985	7,701	7.8	10.1	570	725	74.7	95.0	14
Dermatology	96	288	2,588	3,147	9.0	10.9	226	287	78.5	99.7	1
Emergency Medicine	9	97	619	760	6.4	7.8	77	96	79.4	99.0	1
Neurology	85	379	1,896	3,074	5.0	8.1	219	364	57.8	96.0	11
Nuclear Medicine	3	4	6	18	1.5	4.5	1	3	25.0	75.0	1
Pediatrics-Medical Genetics	1	1	1	1	1.0	1.0	0	0	0.0	0.0	1
Physical Medicine & Rehab	62	274	1,379	2,494	5.0	9.1	137	257	50.0	93.8	10
Plastic Surgery	1	1	9	9	9.0	9.0	1	1	100.0	100.0	0
Preventive Medicine	1	2	0	0	0.0	0.0	0	0	0.0	0.0	1
Psychiatry	2	2	11	12	5.5	6.0	2	2	100.0	100.0	0
Radiation Oncology	66	127	1,266	1,404	10.0	11.1	109	119	85.8	93.7	5
Radiology-Diagnostic	170	902	9,185	10,853	10.2	12.0	719	885	79.7	98.1	7
Total PGY- 2	589	2,840	22,947	29,475	8.1	10.4	2,061	2,739	72.6	96.4	52
GRAND TOTAL	4,025	24,685	70,756	248,415	6.9	10.1	16,262	23,253	65.9	94.2	577

Table 11

Table 11 provides the numbers of U.S. seniors and independent applicants (all applicants other than U.S. seniors) by specialty who ranked that specialty as their only choice, first choice, or not first choice: Only choice includes applicants who ranked that specialty first on their rank order lists (ROLs) and ranked no other specialties. First choice includes applicants who ranked that specialty first and ranked at least one other specialty on their ROLs. Not first choice are applicants who ranked another specialty first but also include that specialty on their ROLs. Preferred choice is defined as either only choice or first choice. Preliminary programs and Transitional Year programs were excluded from these counts since they are not considered a preference for a specific specialty.

In addition, the table shows the ratio of applicants choosing a specialty to the number of positions in that specialty. For example:

- 313 U.S. seniors ranked at least one Otolaryngology program. Otolaryngology was the preferred specialty for the 305 U.S. seniors for whom it was the only or first choice. With only 270 positions offered, the ratio of positions to U.S. senior applicants for whom it was the preferred choice was 0.9:1, indicating a competitive specialty with fewer positions than applicants.
- On the other hand, 1,211 U.S. seniors ranked at least one Family Medicine program, and it was the only or first choice for 1,094 of them. With 2,603 positions offered, the ratio of positions to U.S. senior applicants was 2.4:1, indicating a much less competitive specialty with many fewer U.S. senior applicants than positions.

Although the ratios for U.S. seniors and the total applicant pool are similar in many specialties, there are some notable exceptions. In some specialties, the ratios for U.S. students were significantly higher than for all applicants combined (Family Medicine, Internal Medicine, Physical Medicine and Rehabilitation), meaning all other applicants ranked those specialties much more frequently.

Table 11 Choices for Programs by Specialty, 2007

Specialty	U.S. Seniors					Independent Applicants				Positions per All Applicants
	Total Positions	Preferred Choice			Positions per Applicant	Preferred Choice			Positions per Applicant	
		Only Choice	First Choice	Not First Choice		Only Choice	First Choice	Not First Choice		
Anesthesiology	1,334	1,029	42	31	1.2	392	124	94	2.6	0.8
Dermatology	320	307	100	11	0.8	146	26	9	1.9	0.6
Emergency Medicine	1,384	1,105	79	56	1.2	384	106	94	2.8	0.8
Family Medicine	2,603	1,037	57	117	2.4	1,309	663	1,345	1.3	0.8
Internal Medicine	5,517	3,052	145	281	1.7	3,289	1,244	1,355	1.2	0.7
Medical Genetics	1	1	0	0	1.0	0	0	2	0.0	1.0
Neurology	539	287	22	20	1.7	221	138	118	1.5	0.8
Nuclear Medicine	4	0	0	6	0.0	1	4	6	0.8	0.8
Obstetrics and Gynecology	1,146	919	20	20	1.2	466	216	191	1.7	0.7
Orthopaedic Surgery	616	694	27	15	0.9	108	49	16	3.9	0.7
Otolaryngology	270	273	32	8	0.9	32	16	9	5.6	0.8
Pathology-Anatomic and Clinical	513	307	6	11	1.6	260	87	132	1.5	0.8
Pediatrics	2,424	1,725	61	94	1.4	734	263	631	2.4	0.9
Physical Medicine and Rehabilitation	352	192	13	15	1.7	187	41	73	1.5	0.8
Plastic Surgery	92	60	86	11	0.6	11	15	6	3.5	0.5
Preventive Medicine	7	0	0	0	0.0	7	2	8	0.8	0.8
Psychiatry	1,073	622	33	46	1.6	499	182	352	1.6	0.8
Radiation Oncology	142	135	17	9	0.9	24	12	5	3.9	0.8
Radiology-Diagnostic	1,035	844	73	24	1.1	305	113	43	2.5	0.8
Surgery-General	1,057	876	36	131	1.2	634	164	186	1.3	0.6
TOTAL	20,429	13,465	849	906		9,009	3,465	4,675		

Total Positions: includes all positions offered in a specialty, except preliminary positions.

Positions Per U.S. Senior: is the ratio of Total Positions to the number of U.S. seniors for whom that specialty was the first or only choice.

Positions Per I.A.: is the ratio of Total Positions to the number of independent applicants for whom that specialty was the first or only choice.

Positions Per All Applicants: is the ratio of Total Positions to the number of U.S. seniors and independent applicants for whom that specialty was the first or only choice.

Table 12

The 2007 Match results for U.S. seniors and independent applicants who chose one type of specialty can be found in Table 12 and Figure 6. This table presents data that were reported separately in Tables 12a and 12b in prior years. The tables were combined to make easier comparisons between the numbers for U.S. seniors and independent applicants.

Larger percentages of U.S. seniors than independent applicants preferred Anesthesiology, Emergency Medicine, Orthopaedic Surgery, Pediatrics, and Radiology-Diagnostic. Larger proportions of independent applicants chose Family Medicine and Internal Medicine.

The higher percentages of unmatched U.S. senior applicants in such specialties as Dermatology, Orthopaedic Surgery, and Otolaryngology (Figure 6, top) reflect the fact that there are significantly more applicants interested in those specialties than there are available positions. That disparity also is reflected in the high fill rates (Table 6) for the PGY-1 positions in these three specialties.

For all specialties, a larger percentage of independent applicants failed to match when compared to U.S. seniors (Figure 6, bottom). Physical Medicine and Rehabilitation, Neurology, Pediatrics, and Emergency Medicine had the lowest unmatched rates among the specialties chosen by independent applicants in 2007.

Table 12

Match Results for U.S. Seniors and Independent Applicants Who Chose One Type of Specialty, 2007

Specialty	Matched		Unmatched		Total		% of Applicants by Specialty		Percent Unmatched	
	U.S.	IA	U.S.	IA	U.S.	IA	U.S.	IA	U.S.	IA
Anesthesiology (AN)	979	216	50	176	1,029	392	7.7	4.4	4.9	44.9
Dermatology (DM)	205	59	102	87	307	146	2.3	1.6	33.2	59.6
Emergency Medicine (EM)	1,027	234	78	150	1,105	384	8.2	4.3	7.1	39.1
Family Medicine (FP)	1,026	680	11	629	1,037	1,309	7.7	14.8	1.1	48.1
Internal Medicine (IM)	2,982	1,680	61	1,584	3,043	3,264	22.7	36.9	2.0	48.5
Medical Genetics (MG)	1	0	0	0	1	0	0.0	0.0	0.0	0.0
Neurology (NE)	279	143	8	78	287	221	2.1	2.5	2.8	35.3
Nuclear Medicine (NM)	0	0	0	1	0	1	0.0	0.0	0.0	100.0
Obstetrics and Gynecology (OB)	822	238	95	225	917	463	6.8	5.2	10.4	48.6
Orthopaedic Surgery (OS)	568	29	126	79	694	108	5.2	1.2	18.2	73.1
Otolaryngology (OT)	232	13	41	19	273	32	2.0	0.4	15.0	59.4
Pathology-Anatomic and Clinical (PA)	289	131	18	129	307	260	2.3	2.9	5.9	49.6
Pediatrics (PD)	1,676	446	43	288	1,719	734	12.8	8.3	2.5	39.2
Physical Medicine and Rehabilitation (PM)	174	123	18	64	192	187	1.4	2.1	9.4	34.2
Plastic Surgery (PS)	47	4	13	7	60	11	0.4	0.1	21.7	63.6
Preventive Medicine (PH)	0	2	0	5	0	7	0.0	0.1	0.0	71.4
Psychiatry (PY)	602	267	20	232	622	499	4.6	5.6	3.2	46.5
Radiation Oncology (RO)	118	6	17	18	135	24	1.0	0.3	12.6	75.0
Radiology-Diagnostic (RD)	787	159	57	146	844	305	6.3	3.4	6.8	47.9
Surgery-General (SG)	762	189	84	315	846	504	6.3	5.7	9.9	62.5
TOTAL	12,576	4,619	842	4,232	13,418	8,851	100.0	100.0	6.3	47.8

Figure 6

Percentages of Unmatched U.S. Seniors and Independent Applicants Who Chose One Type of Specialty, 2007

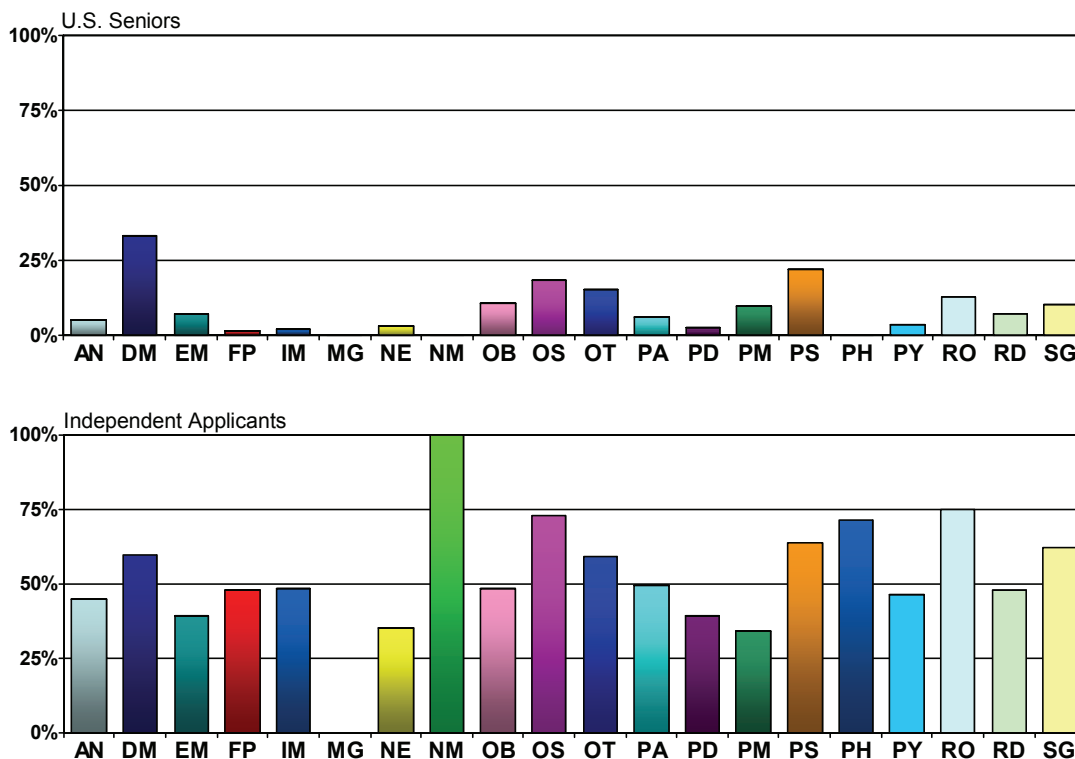


Table 13

Table 13 shows the trends between 1992 and 2007 in the percentages of U.S. seniors and independent applicants matching to their first, second, third, fourth, or lower than fourth program choice on their rank order lists. The data were reported separately in Tables 13a and 13b in prior years, but were combined into a single table to make easier comparisons between the numbers for U.S. seniors and independent applicants.

Because the increase in the number of applicants has outpaced the increase in the number of positions over this period, it is not surprising that the percentages matching to their first program choice have declined for both groups of applicants.

Figure 7 compares the percent of matches by choice and type of applicant for the 2007 Match. A higher percentage (58.6%) of U.S. graduates matched to their first rank compared to 49.7 percent for independent applicants.

It is important to note that Table 13 and Figure 7 display data for matched applicants only. In 2007, 93.4 percent of U.S. seniors and 49.6 percent of independent applicants matched to a program on their primary rank order lists.

Table 13 Matches from U.S. Seniors' and Independent Applicants' Rank Order Lists, 1992 - 2007

Year	First Rank		Second Rank		Third Rank		Fourth Rank		> Fourth Rank		Total Number of Matches
	No.	% of Matches	No.	% of Matches	No.	% of Matches	No.	% of Matches	No.	% of Matches	
U.S. Seniors											
1992	8,266	63.1	2,023	15.4	1,033	7.9	624	4.8	1,161	8.9	13,107
1993	8,366	63.6	1,989	15.1	1,045	7.9	615	4.7	1,146	8.7	13,161
1994	8,397	63.0	2,054	15.4	1,104	8.3	598	4.5	1,177	8.8	13,330
1995	8,056	58.9	2,158	15.8	1,250	9.1	783	5.7	1,434	10.5	13,681
1996	7,961	59.0	2,148	15.9	1,178	8.7	814	6.0	1,400	10.4	13,501
1997	8,079	59.0	2,182	15.9	1,311	9.6	761	5.6	1,369	10.0	13,702
1998	8,028	58.0	2,283	16.5	1,332	9.6	802	5.8	1,398	10.1	13,843
1999	8,455	60.7	2,181	15.7	1,234	8.9	774	5.6	1,277	9.2	13,921
2000	8,542	62.4	2,102	15.3	1,187	8.7	656	4.8	1,209	8.8	13,696
2001	8,393	61.0	2,149	15.6	1,199	8.7	698	5.1	1,314	9.6	13,753
2002	8,370	61.0	2,130	15.5	1,289	9.4	687	5.0	1,249	9.1	13,725
2003	8,482	62.4	2,135	15.7	1,144	8.4	701	5.2	1,133	8.3	13,595
2004	8,510	61.9	2,138	15.6	1,188	8.6	659	4.8	1,243	9.0	13,738
2005	8,729	62.5	2,091	15.0	1,219	8.7	655	4.7	1,267	9.1	13,961
2006	8,551	60.1	2,198	15.5	1,286	9.0	734	5.2	1,451	10.2	14,220
2007	8,442	58.6	2,266	15.7	1,367	9.5	797	5.5	1,537	10.7	14,409
Independent Applicants											
1992	1,837	52.5	677	19.4	373	10.7	218	6.2	392	11.2	3,497
1993	2,126	52.2	784	19.2	451	11.1	261	6.4	452	11.1	4,074
1994	2,357	53.2	883	19.9	468	10.6	266	6.0	456	10.3	4,430
1995	2,244	49.6	915	20.2	471	10.4	331	7.3	561	12.4	4,522
1996	2,416	50.0	911	18.8	547	11.3	316	6.5	645	13.3	4,835
1997	2,458	49.9	901	18.3	510	10.3	355	7.2	705	14.3	4,929
1998	2,532	52.0	911	18.7	522	10.7	292	6.0	613	12.6	4,870
1999	2,713	54.3	897	18.0	540	10.8	312	6.2	534	10.7	4,996
2000	2,956	56.3	1,067	20.3	515	9.8	304	5.8	409	7.8	5,251
2001	2,887	55.7	1,002	19.3	531	10.2	304	5.9	458	8.8	5,182
2002	2,858	53.9	1,047	19.8	621	11.7	305	5.8	468	8.8	5,299
2003	3,163	54.0	1,230	21.0	593	10.1	373	6.4	500	8.5	5,859
2004	3,277	52.2	1,225	19.5	741	11.8	409	6.5	622	9.9	6,274
2005	3,368	52.5	1,256	19.6	684	10.7	418	6.5	691	10.8	6,417
2006	3,226	50.4	1,222	19.1	718	11.2	434	6.8	804	12.6	6,404
2007	3,365	49.7	1,326	19.6	736	10.9	477	7.0	871	12.9	6,775

Figure 7 Percent of Matches by Choice and Type of Applicant, 2007

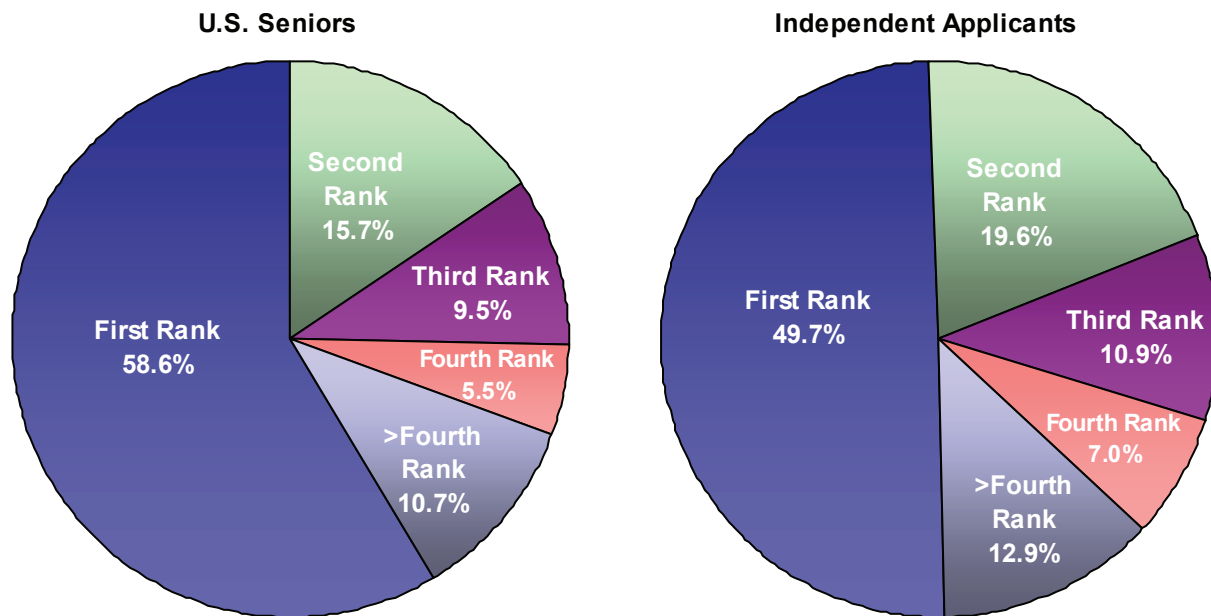


Table 14

Couples have been able to participate together in the NRMP's Main Residency Match since 1984. The two partners identify themselves as a couple to the NRMP and submit rank order lists of identical length. The algorithm treats the two lists as a unit, matching the couple to the highest linked program choices where both partners match to programs on their lists.

Couples enjoy great success in the Match, with match rates above 90 percent every year since 1984. In 2007, the match rate for couples was 91.9 percent, down slightly from the 93.4 percent figure in 2006. More than 80 percent of couples are U.S. seniors, and their match rates are quite similar to those of their classmates, varying within 1 or 2 percentage points each year.

Couples have the option of one partner indicating a willingness to go unmatched at a certain rank on the rank order list if the partner matches to the program that is linked to that rank. Table 14 shows the number of couples matched with this option in the *One Matched* column (36 in 2007).

Table 14 Number of Couples in the Match by Match Outcome, 1987 - 2007

Year	Couples	Individuals	Both Matched	One Matched	Neither Matched	Match Rate %
1987	347	694	316	14	17	93.1
1988	388	776	355	19	14	93.9
1989	421	842	384	21	16	93.7
1990	397	794	356	20	21	92.2
1991	377	754	349	17	11	94.8
1992	461	922	412	20	29	91.5
1993	427	854	384	27	16	93.1
1994	446	892	391	35	20	91.6
1995	499	998	433	33	33	90.1
1996	504	1,008	446	20	38	90.5
1997	535	1,070	479	29	27	92.2
1998	525	1,050	481	27	17	94.2
1999	536	1,072	496	27	13	95.1
2000	508	1,016	475	18	15	95.3
2001	561	1,122	518	25	18	94.6
2002	543	1,086	507	19	17	95.1
2003	570	1,140	529	22	19	94.7
2004	641	1,282	584	36	21	93.9
2005	606	1,212	552	39	15	94.3
2006	610	1,220	552	36	22	93.4
2007	621	1,242	553	36	32	91.9

Figure 8 Number of Couples in the Match by Match Outcome, 1987-2007

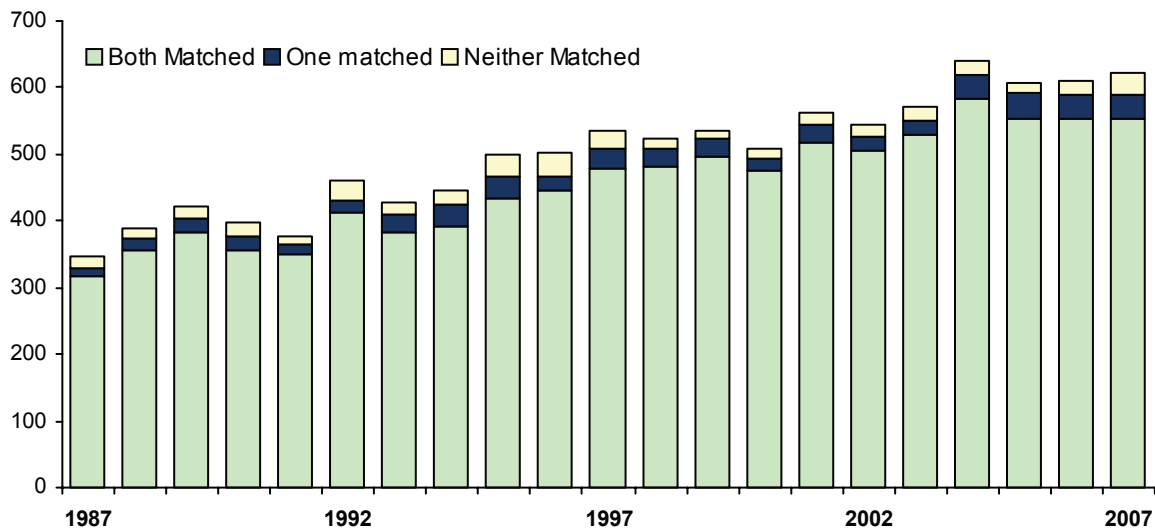


Table 15

Table 15 shows the number of PGY-1 and PGY-2 matches in each specialty by applicant type. The data in this table includes data previously reported in Tables 15 and 16. The tables were combined to make the presentation more consistent with other tables in this report that present both PGY-1 and PGY-2 information.

Table 15 Matches by Specialty and Applicant Type, 2007

Specialty	Number of Positions	Number Filled	U.S. Senior	U.S. Grad	5th Pathway	U.S. IMG	Osteo.	Canadian	IMG
PGY- 1 Positions									
Anesthesiology	575	561	448	8	0	24	48	1	32
Dermatology	32	32	25	5	0	0	1	0	1
Emergency Medicine	1,288	1,282	1,027	51	2	58	120	1	23
Emergency Med/Family Med	2	0	0	0	0	0	0	0	0
Family Medicine	2,603	2,299	1,096	87	9	335	227	7	538
General Surgery	1,057	1,055	826	68	0	56	30	1	74
Preliminary (PGY-1 Only)	1,262	781	481	19	2	55	20	0	204
Internal Medicine	4,798	4,720	2,680	87	15	392	233	10	1,303
Medicine-Dermatology	6	5	5	0	0	0	0	0	0
Medicine-Emerg Med	25	23	21	0	0	0	2	0	0
Medicine-Family Medicine	6	6	5	0	0	1	0	0	0
Medicine-Neurology	3	2	2	0	0	0	0	0	0
Medicine-Pediatrics	378	345	275	6	0	14	24	0	26
Medicine-Preventive Med	5	4	0	1	0	0	1	0	2
Medicine-Psychiatry	22	16	10	0	0	2	2	0	2
Preliminary (PGY-1 Only)	1,885	1,749	1,491	32	0	60	42	3	121
Primary	274	264	167	5	1	15	22	0	54
Medical Genetics	1	1	1	0	0	0	0	0	0
Neurological Surgery	17	15	11	0	0	0	1	0	3
Neurology	160	156	83	3	1	4	9	0	56
Obstetrics-Gynecology	1,155	1,149	837	26	0	78	87	1	120
Ophthalmology	3	0	0	0	0	0	0	0	0
Orthopaedic Surgery	616	614	578	20	0	4	2	0	10
Otolaryngology	270	268	251	7	0	1	0	1	8
Pathology	513	466	296	43	1	22	29	0	75
Pediatrics	2,328	2,265	1,694	35	3	113	129	9	282
Pediatrics-Dermatology	2	2	2	0	0	0	0	0	0
Pediatrics-Emerg Med	5	5	5	0	0	0	0	0	0
Pediatrics-Medical Genetics	5	3	3	0	0	0	0	0	0
Pediatrics-P M & R	3	3	3	0	0	0	0	0	0
Peds/Psych/Child Psych	20	19	15	0	0	2	2	0	0
Primary	88	86	53	0	0	8	0	0	25
Plastic Surgery	93	93	88	4	0	0	0	0	1
Preventive Medicine	5	4	0	0	0	0	0	0	4
Physical Medicine & Rehab	78	74	45	6	0	8	9	1	5
Psychiatry	1,057	1,000	633	41	2	71	74	3	176
Psychiatry-Family Medicine	12	8	6	0	0	0	1	0	1
Psychiatry-Neurology	3	0	0	0	0	0	0	0	0
Radiation Oncology	15	15	15	0	0	0	0	0	0
Radiology-Diagnostic	141	141	125	3	0	3	6	0	4
Transitional (PGY1-Only)	1,017	966	882	16	0	21	15	2	30
Urology	13	13	12	1	0	0	0	0	0
Vascular Surgery	4	4	4	0	0	0	0	0	0
Total PGY-1	21,845	20,514	14,201	574	36	1,347	1,136	40	3,180
PGY- 2 Positions									
Anesthesiology	763	725	570	41	0	27	57	3	27
Dermatology	288	287	226	46	0	3	3	0	9
Emergency Medicine	97	96	77	4	0	7	6	0	2
Neurology	379	364	219	6	0	26	31	0	82
Nuclear Medicine	4	3	1	0	0	0	0	0	2
Pediatrics-Medical Genetics	1	0	0	0	0	0	0	0	0
Physical Medicine & Rehab	274	257	137	16	0	21	66	1	16
Plastic Surgery	1	1	1	0	0	0	0	0	0
Preventive Medicine	2	0	0	0	0	0	0	0	0
Psychiatry	2	2	2	0	0	0	0	0	0
Radiation Oncology	127	119	109	7	0	0	1	0	2
Radiology-Diagnostic	902	885	719	70	2	20	33	4	37
Total PGY-2	2,840	2,739	2,061	190	2	104	197	8	177
GRAND TOTAL	24,685	23,253	16,262	764	38	1,451	1,333	48	3,357

NRMP Program Results lists every hospital that participated in the Match, along with the number of positions offered and filled for each of the institution's programs.

Hospitals are arranged alphabetically within state. The listing includes the hospital name (abbreviated in some instances); the program code, which identifies each program; the quota (the number of positions offered by the program); and the number of applicants matched with that program.

There are three reasons why a program that ranked an adequate number of applicants did not fill its quota: (1) the applicants preferred other programs having vacancies; (2) the applicants did not rank the program; or (3) the applicants had withdrawn from the Match.

There are also three reasons why applicants may not be matched with their most preferred program: the program was filled with applicants it preferred; the program did not rank the applicant; or the program had withdrawn from the Match.

The following types of programs are offered through the NRMP:

- Categorical (C) positions are positions in programs that expect applicants who enter in their first post graduate year to complete the training required for certification in that specialty, provided their performance is satisfactory. Categorical programs in primary care medicine and primary care pediatrics are designated by (M) to distinguish them from regular medicine and pediatrics programs.
- Preliminary (P) positions are for one or two years of training as prerequisite for entering advanced positions in specialty programs that require one or more years of broad clinical training. Internal medicine, surgery, and transitional programs commonly offer preliminary positions.
- Advanced (A) positions (beginning in 2008) are positions in specialty programs that begin after completion of one or more years of preliminary training. Applicants without prior graduate medical education can apply for those positions while also applying for preliminary positions (beginning in 2007) that are compatible with their plans.
- Physician (R) positions are PGY-2 positions starting in the year of the Match that are reserved for physicians

who have had prior graduate medical education. Physician positions are not available to U.S. senior medical students.

NRMP Program Code Structure

The NRMP program code is a **9-character** code based on the following criteria.

- The first four characters are the Institution Code.
- The fifth through the seventh characters represent specialty code obtained from the first three digits of the program's ACGME Code and designates the specialty.
- The eighth character represents the program type:
 - P – Preliminary program
 - C – Categorical program
 - M – Primary program
 - A – Advanced program
 - R – Physician program
 - F – Fellowship program
- The ninth character represents the track:
 - 0 – first program/track in the specialty and program type at the institution
 - 1 – second program/track in the same specialty and program type at the same institution (i.e. 34th Street Clinic)
 - 2 – third program/track in the same specialty and program type at the same institution (i.e. Rural Clinic).

Examples:

Institution: 1853 – North Colorado Medical Center
ACGME Number: 120-07-11-074 – Family Medicine
Program Type: C – Categorical

First Track: 0 – (Main Program)
Program Code: 1853120C0

Second Track: 1 – Wray (Rural Training Track)
Program Code: 1853120C1

Second Track: 2 – Sunrise (Community Health Center)
Program Code: 1853120C3

Note: See ACGME Specialty Codes on the following page.

NRMP Program Results 2007 Main Residency Match

ACGME SPECIALTY CODES 5th, 6th, and 7th Characters of the NRMP Program Code

SPECIALTY CODE	SPECIALTY
040	Anesthesiology
080	Dermatology
110	Emergency Medicine
120	Family Medicine
130	Medical Genetics
140	Internal Medicine
160	Neurological Surgery
180	Neurology
200	Nuclear Medicine
220	Obstetrics and Gynecology
240	Ophthalmology
260	Orthopaedic Surgery
280	Otolaryngology
300	Pathology-Anatomic and Clinical
320	Pediatrics
340	Physical Medicine & Rehabilitation
360	Plastic Surgery
380	Preventive Medicine
400	Psychiatry
420	Radiology-Diagnostic
430	Radiation Oncology
440	Surgery-General
450	Vascular Surgery
480	Urology
700	Internal Medicine/Pediatrics
705	Internal Medicine/Emergency Medicine
710	Internal Medicine/Physical Medicine & Rehabilitation
715	Internal Medicine/Psychiatry
720	Psychiatry/Family Medicine
725	Pediatrics/Emergency Medicine
730	Pediatrics/Psychiatry/Child Psychiatry
735	Pediatrics/Physical Medicine & Rehabilitation
740	Internal Medicine/Family Medicine
745	Internal Medicine/Neurology
751	Internal Medicine/Preventive Medicine
755	Psychiatry/Neurology
765	Pediatrics/Medical Genetics
766	Internal Medicine/Medical Genetics
785	Internal Medicine/Dermatology
790	Pediatrics/Dermatology
795	Emergency Medicine/Family Medicine
999	Transitional Year

NRMP Program Results 2007 Main Residency Match

ALABAMA

Baptist Health System-AL

BIRMINGHAM	Code	Quota	Matched
Internal Medicine	1903140C0	6	4
Medicine-Preliminary	1903140P0	7	4
Pathology	1903300C0	1	1
Radiology-Diagnostic	1903420C0	3	3
General Surgery	1903440C0	2	2
Surgery-Preliminary	1903440P0	5	0
Transitional	1903999P0	16	16

Medical Center East-AL

BIRMINGHAM	Code	Quota	Matched
Family Practice	3060120C0	4	2

Montgomery Fam Med Res-AL

MONTGOMERY	Code	Quota	Matched
Family Medicine	3082120C0	2	0

Physicians Med Ctr Carraway-AL

BIRMINGHAM	Code	Quota	Matched
Family Medicine	1006120C0	2	2
Internal Medicine	1006140C0	3	2
Medicine-Preliminary	1006140P0	1	1
General Surgery	1006440C0	3	3
Surgery-Preliminary	1006440P0	4	2
Transitional	1006999P0	8	8

Selma Fam Med Res-AL

SELMA	Code	Quota	Matched
Family Medicine	3061120C0	4	4

U Alabama Med Ctr-Birmingham

BIRMINGHAM	Code	Quota	Matched
Anesthesiology	1007040A0	18	18
Dermatology	1007080A0	2	2
Emergency Medicine	1007110A0	8	8
Internal Medicine	1007140C0	36	36
IM - ABIM Research Pathway	1007140C2	1	1
Medicine-Preliminary	1007140P0	6	6
Neurology	1007180C0	6	6
Obstetrics-Gynecology	1007220C0	7	7
Orthopaedic Surgery	1007260C0	6	6
Otolaryngology	1007280C0	3	3
Pathology	1007300C0	6	6
Pediatrics	1007320C0	18	18
Phys Medicine & Rehab	1007340A0	4	3
Psychiatry	1007400C0	6	6
Radiology-Diagnostic	1007420A0	9	9
Radiation-Oncology	1007430A0	2	2
General Surgery	1007440C0	11	11
Medicine-Pediatrics	1007700C0	4	4
Pediatrics-Medical Genetics	1007765C0	2	2

U Alabama Med Ctr-Montgomery

MONTGOMERY	Code	Quota	Matched
Internal Medicine	1009140C0	5	5
Medicine-Preliminary	1009140P0	2	0

U Alabama SOM-Huntsville

HUNTSVILLE	Code	Quota	Matched
Family Practice	2947120C0	12	12

U Alabama SOM-Tuscaloosa

TUSCALOOSA	Code	Quota	Matched
Family Practice	2955120C0	12	12

U South Alabama Hospitals

MOBILE	Code	Quota	Matched
Family Practice	1852120C0	6	4
Internal Medicine	1852140C0	14	7
Medicine-Preliminary	1852140P0	6	6
Neurology	1852180A0	1	1
Obstetrics-Gynecology	1852220C0	4	4
Orthopaedic Surgery	1852260C0	3	3
Pathology	1852300C0	3	3
Pediatrics	1852320C0	9	8
Psychiatry	1852400C0	3	3
Radiology-Diagnostic	1852420A0	5	5
General Surgery	1852440C0	4	4
Surgery-Preliminary	1852440P0	4	0
Medicine-Pediatrics	1852700C0	2	1

ALASKA

Alaska Family Med Res

ANCHORAGE	Code	Quota	Matched
Family Practice	1313120C0	9	9

ARIZONA

Banner Good Samaritan Med Ctr-AZ

PHOENIX	Code	Quota	Matched
Family Practice	1011120C0	8	8
Internal Medicine	1011140C0	19	19
Medicine-Preliminary	1011140P0	11	11
Obstetrics-Gynecology	1011220C0	7	7
Orthopaedic Surgery	1011260C0	2	2
Psychiatry	1011400C0	4	4
General Surgery	1011440C0	6	6
Surgery-Preliminary	1011440P1	3	3
Surg-Prelim/Anesthesiology	1011440P2	4	1
Medicine-Pediatrics	1011700C0	6	6

Maricopa Med Ctr-AZ

PHOENIX	Code	Quota	Matched
Emergency Medicine	1898110C0	11	11
Internal Medicine	1898140C0	5	5
Medicine-Preliminary	1898140P0	4	4
Ob-Gyn/Phoenix Integ	1898220C0	6	6
Ob-Gyn/Preliminary	1898220P0	2	2
Psychiatry	1898400C0	4	4
Radiology-Diagnostic	1898420A0	2	2
General Surgery	1898440C0	4	4
Surg-Prelim/Undesignated	1898440P0	8	1
Surg-Prelim/Designated	1898440P1	3	0

NRMP Program Results 2007 Main Residency Match

Mayo School of Grad Med Educ-AZ

SCOTTSDALE	Code	Quota	Matched
Anesthesiology	3200040A0	3	3
Dermatology	3200080C0	2	2
Family Practice	3200120C0	4	3
Internal Medicine	3200140C0	9	9
Neurology	3200180C0	2	2
Otolaryngology	3200280C0	1	1
General Surgery	3200440C0	3	3
Surgery-Preliminary	3200440P0	2	2

Phoenix Baptist Hospital-AZ

PHOENIX	Code	Quota	Matched
Family Medicine	2002120C0	7	7

Phoenix Child/Maricopa Med Ctr-AZ

PHOENIX	Code	Quota	Matched
Pediatrics	2952320C0	21	21

Scottsdale Healthcare-Osborn-AZ

SCOTTSDALE	Code	Quota	Matched
Family Practice	2967120C0	8	8

St Josephs Hospital-AZ

PHOENIX	Code	Quota	Matched
Family Practice	1012120C0	8	8
Internal Medicine	1012140C0	6	6
Medicine-Preliminary	1012140P0	9	9
Neurology	1012180A0	6	6
Pathology	1012300C0	2	2
Pediatrics	1012320C0	10	8
Radiology-Diagnostic	1012420A0	4	4

Tucson Hosps Med Ed-AZ

TUCSON	Code	Quota	Matched
Transitional	1014999P0	12	12

U Arizona Affil Hosps

TUCSON	Code	Quota	Matched
Anesthesiology	1015040A0	12	12
Emergency Medicine	1015110C0	16	16
Family Practice	1015120C0	8	8
Internal Medicine	1015140C0	15	15
Medicine-Preliminary	1015140P0	9	4
Neurology	1015180A0	4	4
Obstetrics-Gynecology	1015220C0	4	4
Orthopaedic Surgery	1015260C0	3	3
Pathology	1015300C0	4	4
Pediatrics	1015320C0	13	13
Psychiatry	1015400C0	6	6
Radiology-Diagnostic	1015420A0	6	6
Radiation-Oncology	1015430A0	2	2
General Surgery	1015440C0	6	6
Surgery-Preliminary	1015440P0	7	2
Pediatrics-Emergency Med	1015725C0	2	2

ARKANSAS

U Arkansas-Little Rock

LITTLE ROCK	Code	Quota	Matched
Anesthesiology	1018040C0	14	14

Dermatology	1018080C0	3	3
Emergency Medicine	1018110C0	8	8
Family Medicine	1018120C0	3	3
Internal Medicine	1018140C0	19	19
Medicine-Preliminary	1018140P0	3	3
Neurology	1018180C0	4	4
Obstetrics-Gynecology	1018220C0	4	4
Orthopaedic Surgery	1018260C0	4	4
Otolaryngology	1018280C0	3	3
Pathology	1018300C0	4	3
Pediatrics	1018320C0	24	24
Phys Medicine & Rehab	1018340C0	3	3
Psychiatry	1018400C0	8	8
Radiology-Diagnostic	1018420C0	8	8
Diag Rad/DIRECT Path	1018420C1	0	0
General Surgery	1018440C0	5	5
Surgery-Preliminary	1018440P0	10	2
Medicine-Pediatrics	1018700C0	5	5

UAMS-AHEC-El Dorado-AR

EL DORADO	Code	Quota	Matched
Family Practice	2047120C0	5	5

UAMS-AHEC-Fayetteville-AR

FAYETTEVILLE	Code	Quota	Matched
Family Medicine	3002120C0	9	9

UAMS-AHEC-Ft Smith-AR

FORT SMITH	Code	Quota	Matched
Family Medicine	3003120C0	5	5

UAMS-AHEC-Jonesboro-AR

JONESBORO	Code	Quota	Matched
Family Practice	2048120C0	6	6

UAMS-AHEC-Pine Bluff-AR

PINE BLUFF	Code	Quota	Matched
Family Practice	3062120C0	6	6

UAMS-AHEC-Texarkana-AR

TEXARKANA	Code	Quota	Matched
Family Practice	3070120C0	5	1

CALIFORNIA

Alameda Co Med Ctr-CA

OAKLAND	Code	Quota	Matched
Emergency Medicine	1041110C0	9	9
Internal Medicine	1041140C0	8	8
Medicine-Primary	1041140M0	6	6
Medicine-Preliminary	1041140P0	13	13

Arrowhead Reg Med Ctr-CA

COLTON	Code	Quota	Matched
Family Practice	1047120C0	6	4
Transitional	1047999P0	12	12

CA Pacific Med Center

SAN FRANCISCO	Code	Quota	Matched
Internal Medicine	1061140C0	14	14
Medicine-Preliminary	1061140P0	14	14
Psychiatry	1061400C0	4	4
Radiation Oncology	1061430A0	1	1

NRMP Program Results 2007 Main Residency Match

California Hosp Med Ctr

LOS ANGELES	Code	Quota	Matched
Family Practice	2092120C0	3	3

Cedars-Sinai Medical Center-CA

LOS ANGELES	Code	Quota	Matched
Internal Medicine	1030140C0	41	41
Medicine-Preliminary	1030140P0	13	13
Obstetrics-Gynecology	1030220C0	5	5
Pathology	1030300C0	5	5
Psychiatry	1030400C0	5	5
Radiology-Diagnostic	1030420A0	3	3
General Surgery	1030440C0	4	4
Surgery-Preliminary	1030440P0	5	5

Childrens Hosp-LA-CA

LOS ANGELES	Code	Quota	Matched
Pediatrics	1031320C0	29	29

Childrens Hosp-Oakland-CA

OAKLAND	Code	Quota	Matched
Pediatrics	1939320C0	26	26

Childrens Hosp-Orange Co-CA

ORANGE	Code	Quota	Matched
Pediatrics	3173320C0	19	19

Contra Costa Reg Med Ctr-CA

MARTINEZ	Code	Quota	Matched
Fam Prac/Martinez	2071120C0	13	13

Glendale Adventist Med Ctr-CA

GLENDALE	Code	Quota	Matched
Family Practice	1023120C0	8	8

Harbor-UCLA Med Ctr-CA

TORRANCE	Code	Quota	Matched
Anesthesiology	1067040A0	4	4
Dermatology	1067080A0	1	1
Emergency Medicine	1067110C0	14	14
Family Practice	1067120C0	12	4
Internal Medicine	1067140C0	17	17
Medicine-Preliminary	1067140P0	4	4
Neurology	1067180A0	3	3
Obstetrics-Gynecology	1067220C0	5	5
Orthopaedic Surgery	1067260C0	4	4
Pathology	1067300C0	3	3
Pediatrics	1067320C0	10	10
Psychiatry	1067400C0	7	7
Radiology-Diagnostic	1067420A0	5	5
General Surgery	1067440C0	5	5
Surgery-Preliminary	1067440P0	14	3
Transitional	1067999P0	20	20

Huntington Memorial Hosp-CA

PASADENA	Code	Quota	Matched
Internal Medicine	1044140C0	6	6
Medicine-Preliminary	1044140P0	3	3
General Surgery	1044440C0	1	1
Surgery-Preliminary	1044440P0	4	2

Kaiser Perm-Orange Co-CA

SANTA ANA	Code	Quota	Matched
Family Practice	1073120C0	5	5

Kaiser Perm-Riverside-CA

RIVERSIDE	Code	Quota	Matched
Family Practice	3620120C0	6	6

Kaiser Perm-Santa Clara-CA

SANTA CLARA	Code	Quota	Matched
Internal Medicine	2135140C0	11	11
Medicine-Preliminary	2135140P0	5	5
Obstetrics-Gynecology	2135220C0	4	4

Kaiser Perm-Woodland Hills-CA

WOODLAND HILLS	Code	Quota	Matched
Family Practice	1001120C0	6	6

Kaiser Permanente-Fontana-CA

FONTANA	Code	Quota	Matched
Family Practice	2037120C0	9	9

Kaiser Permanente-Oakland-CA

OAKLAND	Code	Quota	Matched
Internal Medicine	1042140C0	11	11
Medicine-Preliminary	1042140P0	6	6
Obstetrics-Gynecology	1042220C0	4	4
Otolaryngology	1042280C0	2	2
Pediatrics	1042320C0	6	6

Kaiser Permanente-SF-CA

SAN FRANCISCO	Code	Quota	Matched
Internal Medicine	1959140C0	9	9
Medicine-Preliminary	1959140P0	8	8
Obstetrics-Gynecology	1959220C0	4	4

Kaiser Permanente-So CA Region

PASADENA	Code	Quota	Matched
Family Practice	2055120C0	9	9
Internal Medicine	2055140C0	11	11
Medicine-Preliminary	2055140P0	5	5
Neurology	2055180C0	2	2
Obstetrics-Gynecology	2055220C0	5	5
Pediatrics	2055320C0	6	6
Radiology-Diagnostic	2055420C0	2	2
Radiation-Oncology	2055430A0	2	1
General Surgery	2055440C0	3	3
Surgery-Preliminary	2055440P0	3	3
Surg-Prelim/Urology	2055440P1	2	2

Kern Medical Center-CA

BAKERSFIELD	Code	Quota	Matched
Emergency Medicine	1921110A0	7	7
Emergency Medicine	1921110R0	1	1
Family Practice	1921120C0	6	6
Internal Medicine	1921140C0	8	8
Obstetrics-Gynecology	1921220C0	3	3
Psychiatry	1921400C0	5	5
General Surgery	1921440C0	2	2

NRMP Program Results 2007 Main Residency Match

Kern Medical Center-CA

Surgery-Preliminary	1921440P0	2	1
Transitional	1921999P0	6	6

Loma Linda University-CA

LOMA LINDA	Code	Quota	Matched
Anesthesiology	1024040A0	15	15
Dermatology	1024080A0	2	2
Emergency Medicine	1024110C0	13	13
Family Medicine	1024120C0	4	4
Family Medicine/Rural	1024120C1	2	2
Family Med/Prevent Med	1024120C2	4	4
Internal Medicine	1024140C0	22	22
Medicine-Primary	1024140M0	2	2
Medicine-Preliminary	1024140P0	13	13
Neurology	1024180A0	3	3
Obstetrics-Gynecology	1024220C0	6	6
Orthopaedic Surgery	1024260C0	4	4
Otolaryngology	1024280C0	2	2
Pathology	1024300C0	1	1
Pediatrics	1024320C0	21	21
Phys Medicine & Rehab	1024340C0	4	3
Plastic Surgery	1024360C0	2	2
Prevent Med/Public Health	1024380C0	2	2
Psychiatry	1024400C0	7	7
Radiology-Diagnostic	1024420A0	9	9
Radiation-Oncology	1024430A0	1	1
General Surgery	1024440C0	6	6
Surgery-Preliminary	1024440P0	5	4
Surg-Prelim/Urology	1024440P3	2	2
Medicine-Pediatrics	1024700C0	4	4

Long Beach Mem Med Ctr-CA

LONG BEACH	Code	Quota	Matched
Family Practice	1027120C0	8	8

Mercy Med Ctr-Merced-CA

MERCED	Code	Quota	Matched
Family Practice	3080120C0	4	4

Mercy Med Ctr-Redding-CA

REDDING	Code	Quota	Matched
Family Practice/MFHC	3081120C0	6	6

Methodist Hosp-Sacramento-CA

SACRAMENTO	Code	Quota	Matched
Family Practice	1140120C0	7	7

Natividad Med Ctr-CA

SALINAS	Code	Quota	Matched
Family Medicine	2971120C0	6	6

Northridge Hosp Med Ctr-CA

NORTHRIDGE	Code	Quota	Matched
Family Practice	3036120C0	7	7

O'Connor Hospital-CA

SAN JOSE	Code	Quota	Matched
Family Medicine	3795120C0	9	9

Olive View-UCLA Med Ctr-CA

SYLMAR	Code	Quota	Matched
Internal Medicine	2950140C0	18	18
Medicine-Preliminary	2950140P0	11	11
Med-Prelim/Emergency Med	2950140P1	1	1

PIH Fam Prac Res-Whittier-CA

WHITTIER	Code	Quota	Matched
Family Medicine	2013120C0	6	6

Pomona Valley Hosp-CA

POMONA	Code	Quota	Matched
Family Practice	1350120C0	6	6

Riverside County Reg Med-CA

MORENO VALLEY	Code	Quota	Matched
Family Practice	1850120C0	9	9

San Joaquin Gen Hosp-CA

FRENCH CAMP	Code	Quota	Matched
Family Medicine	1021120C0	7	7
Internal Medicine	1021140C0	5	5
General Surgery	1021440C0	2	2
Transitional	1021999P0	4	4

San Mateo County Mental Hlth Svcs-CA

SAN MATEO	Code	Quota	Matched
Psychiatry	1010400C0	4	4

Santa Barbara Cottage Hosp-CA

SANTA BARBARA	Code	Quota	Matched
Internal Medicine	1064140C0	5	5
Medicine-Preliminary	1064140P0	5	5
Radiology-Diagnostic	1064420A0	3	3
General Surgery	1064440C0	3	3
Surgery-Preliminary	1064440P0	2	2

Santa Clara Valley MC-CA

SAN JOSE	Code	Quota	Matched
Internal Medicine	1063140C0	15	15
Medicine-Primary	1063140M0	1	1
Medicine-Preliminary	1063140P0	9	9
Obstetrics-Gynecology	1063220C0	3	3
Radiology-Diagnostic	1063420A0	4	4
Transitional	1063999P0	12	12

Scripps Clin/Green Hosp-CA

LA JOLLA	Code	Quota	Matched
Internal Medicine	1340140C0	8	8

Scripps Mercy Hosp/Chula Vista-CA

CHULA VISTA	Code	Quota	Matched
Family Practice	1375120C0	6	6

Scripps Mercy Hosp/San Diego-CA

SAN DIEGO	Code	Quota	Matched
Internal Medicine	1048140C0	10	10
Transitional	1048999P0	11	11
Transitional/EM-UCSD	1048999P1	7	7

NRMP Program Results 2007 Main Residency Match

St Mary Med Ctr-Long Beach-CA

LONG BEACH	Code	Quota	Matched
Internal Medicine	1025140C0	7	7
Medicine-Preliminary	1025140P0	7	7

St Marys Medical Ctr-CA

SAN FRANCISCO	Code	Quota	Matched
Internal Medicine	1057140C0	5	5
Medicine-Preliminary	1057140P0	8	8
Orthopaedic Surgery	1057260C0	3	3

Stanford Univ Progs-CA

STANFORD	Code	Quota	Matched
Anesthesiology	1820040A0	20	20
Dermatology	1820080A0	6	6
Emergency Medicine	1820110C0	10	10
Internal Medicine	1820140C0	31	31
Medicine-Preliminary	1820140P0	9	9
Neurological Surgery	1820160C0	2	2
Neurology	1820180A0	4	4
Obstetrics-Gynecology	1820220C0	4	4
Orthopaedic Surgery	1820260C0	4	4
Otolaryngology	1820280C0	3	3
Pathology	1820300C0	5	5
Clinical Pathology Track	1820300R0	1	1
Pediatrics	1820320C0	26	26
Phys Medicine & Rehab	1820340A0	5	5
Plastic Surgery	1820360C0	3	3
Psychiatry	1820400C0	12	12
Psychiatry/Research	1820400C1	0	0
Radiology-Diagnostic	1820420A0	9	9
Radiation-Oncology	1820430A0	3	3
General Surgery	1820440C0	6	6
Surgery-Preliminary	1820440P0	4	3
Urology	1820480C0	3	3
Trans/Anes Santa Clara	1820999P0	4	4

Stanislaus Hlth Serv-CA

MODESTO	Code	Quota	Matched
Family Medicine	3004120C0	9	5

Sutter Health-CA

SACRAMENTO	Code	Quota	Matched
Family Prac/Sacramento	1135120C0	5	5
Family Practice/Davis	1135120C1	2	2

Sutter Med Ctr-Santa Rosa-CA

SANTA ROSA	Code	Quota	Matched
Family Medicine	1065120C0	12	12

U Southern California

LOS ANGELES	Code	Quota	Matched
Anesthesiology	1033040A0	18	18
Dermatology	1033080A0	2	2
Emergency Medicine	1033110A0	18	18
Internal Medicine	1033140C0	54	54
Medicine-Preliminary	1033140P0	1	1
Neurology	1033180A0	4	4
Obstetrics-Gynecology	1033220C0	8	8
Orthopaedic Surgery	1033260C0	10	10
Otolaryngology	1033280C0	4	4

Pathology	1033300C0	7	7
Pediatrics	1033320C0	11	3
Psychiatry	1033400C0	11	7
Radiology-Diagnostic	1033420A0	10	10
Radiation Oncology	1033430A0	1	1
General Surgery	1033440C0	7	7
Surgery-Preliminary	1033440P0	12	12
Surg-Prelim-Plastic	1033440P1	3	3
Surg-Prelim/Neurosurgery	1033440P2	2	2
Surg-Prelim/OMS	1033440P3	2	2
Surg-Prelim/Urology	1033440P4	3	3
Medicine-Pediatrics	1033700C0	6	6

UC Davis Med Ctr-CA

SACRAMENTO	Code	Quota	Matched
Anesthesiology	1046040A0	12	12
Dermatology	1046080A0	3	3
Emergency Medicine	1046110C0	12	12
Family Practice	1046120C0	11	10
Family Practice/OB	1046120C2	1	1
Internal Medicine	1046140C0	23	23
Medicine-Primary	1046140M0	3	3
Medicine-Preliminary	1046140P0	6	6
Neurology	1046180A0	5	5
Neurology	1046180C0	0	0
Nuclear Medicine	1046200A0	1	1
Obstetrics-Gynecology	1046220C0	6	6
Orthopaedic Surgery	1046260C0	3	3
Ortho Surg/6 Yr Prog	1046260C1	1	1
Otolaryngology	1046280C0	3	3
Pathology	1046300C0	2	2
Pediatrics	1046320C0	12	12
Phys Medicine & Rehab	1046340A0	1	1
Phys Medicine & Rehab	1046340C0	2	2
Surgery-Plastic Surg	1046360C0	1	1
Psychiatry	1046400C0	8	8
Radiology-Diagnostic	1046420A0	8	8
Radiation Oncology	1046430A0	1	1
General Surgery	1046440C0	8	8
Surgery-Preliminary	1046440P0	11	4
Surg-Prelim/Anesthesiology	1046440P1	0	0
Medicine-Psychiatry	1046715C0	2	2
Psychiatry-Family Med	1046720C0	2	2

UC Irvine Med Ctr-CA

ORANGE	Code	Quota	Matched
Anesthesiology	1043040A0	8	8
Dermatology	1043080A0	2	2
Emergency Medicine	1043110C0	6	6
Family Practice	1043120C0	10	9
Internal Medicine	1043140C0	22	22
Medicine-Preliminary	1043140P0	16	16
Med Prelim/Neurology	1043140P1	3	3
Neurology	1043180A0	3	3
Obstetrics-Gynecology	1043220C0	6	6
Orthopaedic Surgery	1043260C0	4	4
Otolaryngology	1043280C0	3	3
Pathology	1043300C0	5	5
Pediatrics	1043320C0	16	16

NRMP Program Results 2007 Main Residency Match

UC Irvine Med Ctr-CA

Phys Medicine & Rehab	1043340A0	5	5
Plastic Surgery-Integrated	1043360C0	2	2
Psychiatry	1043400C0	8	8
Radiology-Diagnostic	1043420A0	6	6
General Surgery	1043440C0	5	5
Surgery-Prelim/Non-Desig	1043440P0	1	1
Surgery-Prelim/Urology	1043440P1	2	1

UC San Diego Med Ctr-CA

SAN DIEGO	Code	Quota	Matched
Anesthesiology	1049040A0	12	12
Dermatology	1049080A0	3	3
Emergency Medicine	1049110A0	8	8
Family Practice	1049120C0	7	7
Internal Medicine	1049140C0	22	22
Int Med/Investigator Path	1049140C1	2	2
Medicine-Preliminary	1049140P0	12	12
Neurology	1049180A0	4	4
Obstetrics-Gynecology	1049220C0	6	6
Orthopaedic Surgery	1049260C0	4	4
Otolaryngology	1049280C0	2	2
Pathology	1049300C0	4	4
Pediatrics	1049320C0	14	14
Psychiatry	1049400C0	10	10
Radiology-Diagnostic	1049420A0	6	6
Rad-Diag/Research	1049420A1	2	2
General Surgery	1049440C0	6	6
Surgery-Preliminary	1049440P0	4	4
Surg-Prelim/Neurological	1049440P1	2	2
Surg-Prelim/Urology	1049440P2	2	2
Medicine-Pediatrics	1049700C0	4	4
Psychiatry-Family Med	1049720C0	2	2

UC San Francisco-CA

SAN FRANCISCO	Code	Quota	Matched
Anesthesiology	1062040A0	21	21
Dermatology	1062080A0	6	6
Derm-2+2/Scientists	1062080A1	1	1
Family Practice	1062120C0	13	13
Internal Medicine	1062140C0	40	40
Medicine-Primary/UC	1062140M0	10	10
Medicine-Primary/SFGH	1062140M1	6	6
Neurology	1062180A0	2	2
Neurology	1062180C0	6	6
Obstetrics-Gynecology	1062220C0	8	8
Orthopaedic Surgery	1062260C0	5	5
Ortho Surg/Research	1062260C1	1	1
Otolaryngology	1062280C0	3	3
Pathology	1062300C0	10	10
Pediatrics	1062320C0	23	23
Pediatrics-Primary	1062320M0	4	4
Plastic Surgery	1062360C0	3	3
Psychiatry	1062400C0	15	15
Radiology-Diagnostic	1062420A0	12	12
Radiation-Oncology	1062430A0	3	3
General Surgery	1062440C0	7	7
Surgery-Preliminary	1062440P0	21	11
Pediatrics-Dermatology	1062790C0	1	1

UC San Francisco-East Bay-CA

OAKLAND	Code	Quota	Matched
General Surgery	3625440C0	7	7
Surgery-Preliminary	3625440P0	7	2

UC San Francisco-Fresno-CA

FRESNO	Code	Quota	Matched
Emergency Medicine	1022110C0	8	8
Family Practice	1022120C0	10	10
Internal Medicine	1022140C0	8	8
Medicine-Preliminary	1022140P0	12	12
Obstetrics-Gynecology	1022220C0	3	3
Pediatrics	1022320C0	10	10
Psychiatry	1022400C0	3	3
General Surgery	1022440C0	4	4

UCLA Medical Center-CA

LOS ANGELES	Code	Quota	Matched
Anesthesiology	1956040C0	20	20
Dermatology	1956080A0	3	3
Dermatology/5yr Star	1956080A1	1	0
Emergency Medicine	1956110A0	11	11
Family Medicine/Mid Valley	1956120C0	4	4
Fam Med/UCLA/Santa Monica	1956120C1	8	8
Internal Medicine	1956140C0	30	30
Medicine-Preliminary	1956140P0	3	2
Neurology	1956180A0	8	8
Obstetrics-Gynecology	1956220C0	7	7
Ob-Gyn/Preliminary	1956220P0	2	0
Orthopaedic Surgery	1956260C0	6	6
Otolaryngology	1956280C0	5	5
Pathology	1956300C0	6	6
Pediatrics	1956320C0	23	23
Peds/Comm Hlth & Advocacy	1956320M0	6	6
Radiology-Diagnostic	1956420A0	10	10
Radiation Oncology	1956430A0	1	1
General Surgery	1956440C0	6	6
Surgery-Preliminary	1956440P0	9	3
Surg-Prelim/Neurosurgery	1956440P1	3	3
Surg-Prelim/Urology	1956440P2	3	3
Medicine-Pediatrics	1956700C0	4	4
Medicine-Emergency Med	1956705C0	2	2

UCLA Semel Inst for Neuroscience-CA

LOS ANGELES	Code	Quota	Matched
Psychiatry	3030400C0	11	11
Psych/Research 5 Yr	3030400C1	2	2
Psych/Harbor-NPI-WLAVA	3030400C2	1	1

VA Greater LA Hlth Sys-CA

LOS ANGELES	Code	Quota	Matched
Phys Medicine & Rehab	1039340A0	7	7
Psychiatry/UCLA/SFVP	1039400C0	8	6

Ventura Cnty Med Ctr-CA

VENTURA	Code	Quota	Matched
Family Practice	1068120C0	12	12

White Mem Med Ctr-LA-CA

LOS ANGELES	Code	Quota	Matched
Family Practice	1040120C0	7	7

NRMP Program Results 2007 Main Residency Match

White Mem Med Ctr-LA-CA

Internal Medicine	1040140C0	5	1
Medicine-Preliminary	1040140P0	4	4
Obstetrics-Gynecology	1040220C0	3	3
Pediatrics	1040320C0	4	4

COLORADO

Colorado Health Foundation

DENVER	Code	Quota	Matched
Transitional	2065999P0	12	12

Denver Health Med Ctr-CO

DENVER	Code	Quota	Matched
Emergency Medicine	1077110C0	14	14

Exempla St Joseph Hosp-CO

DENVER	Code	Quota	Matched
Family Practice	1074120C0	8	8
Internal Medicine	1074140C0	9	9
Medicine-Preliminary	1074140P0	10	10
Obstetrics-Gynecology	1074220C0	5	5
General Surgery	1074440C0	3	3
Surgery-Preliminary	1074440P0	9	3

Ft Collins Fam Med-CO

FORT COLLINS	Code	Quota	Matched
Family Medicine	3063120C0	6	6

North Colorado Med Ctr

GREELEY	Code	Quota	Matched
Family Medicine	1853120C0	6	6
Family Medicine/Wray	1853120C1	1	1
Family Med/Sunrise	1853120C2	1	1

Penrose Hospital-CO

COLORADO SPRINGS	Code	Quota	Matched
Pathology	2021300C0	1	1

St Anthony Hospitals-CO

DENVER	Code	Quota	Matched
Family Medicine	1922120C0	9	7

St Mary-Corwin Med Ctr-CO

PUEBLO	Code	Quota	Matched
Family Medicine	3005120C0	4	4

St Marys Hospital-CO

GRAND JUNCTION	Code	Quota	Matched
Family Medicine	3069120C0	8	8

U Colorado SOM-Denver

DENVER	Code	Quota	Matched
Anesthesiology	1076040A0	10	10
Dermatology	1076080A0	3	3
Family Med/Denver Hlth	1076120C0	2	0
Family Med/Rose Med Ctr	1076120C1	6	6
Family Med/Swedish Med	1076120C2	6	6
Family Med/Univ Hosp	1076120C3	6	1
Internal Medicine	1076140C0	38	38
Medicine-Primary	1076140M0	10	10
Medicine-Preliminary	1076140P0	4	4
Med Prelim/Neurology	1076140P1	3	3

Neurology	1076180A0	4	4
Obstetrics-Gynecology	1076220C0	9	9
Orthopaedic Surgery	1076260C0	4	4
Otolaryngology	1076280C0	3	3
Pathology	1076300C0	3	3
Pediatrics	1076320C0	24	24
Phys Medicine & Rehab	1076340A0	4	4
Psychiatry	1076400C0	12	12
Radiology-Diagnostic	1076420A0	8	8
Radiation Oncology	1076430A0	2	2
General Surgery	1076440C0	8	8
Surgery-Preliminary	1076440P0	12	4
Pediatrics-PM&R	1076735C0	1	1

CONNECTICUT

Bridgeport Hospital-CT

BRIDGEPORT	Code	Quota	Matched
Internal Medicine	1079140C0	8	8
Obstetrics-Gynecology	1079220C0	3	3
Radiology-Diagnostic	1079420A0	4	0

Danbury Hospital-CT

DANBURY	Code	Quota	Matched
Internal Medicine	1081140C0	4	4
Internal Medicine	1081140P0	5	4
Obstetrics-Gynecology	1081220C0	3	3
Pathology	1081300C0	3	2

Greenwich Hospital-CT

GREENWICH	Code	Quota	Matched
Internal Medicine	1082140C0	5	5
Medicine-Preliminary	1082140P0	7	7

Griffin Hospital-CT

DERBY	Code	Quota	Matched
Internal Medicine	1977140C0	2	2
Medicine-Preliminary	1977140P0	6	6
Medicine-Prevent Med/General	1977751C0	2	2
Medicine-Prevent Med/Cancer	1977751C1	1	1

Hartford Hospital-CT

HARTFORD	Code	Quota	Matched
Psychiatry	1083400C0	3	3
Radiology-Diagnostic	1083420A0	5	5

Hosp of St Raphael-CT

NEW HAVEN	Code	Quota	Matched
Internal Medicine	1090140C0	8	8
Medicine-Preliminary	1090140P0	8	8
Radiology-Diagnostic	1090420A0	4	4
General Surgery	1090440C0	4	4
Surgery-Preliminary	1090440P0	4	2
Transitional	1090999P0	9	9

Middlesex Hospital-CT

MIDDLETOWN	Code	Quota	Matched
Family Practice	1087120C0	8	4

Norwalk Hospital-CT

NORWALK	Code	Quota	Matched
Internal Medicine	1093140C0	5	5

NRMP Program Results 2007 Main Residency Match

Norwalk Hospital-CT

Medicine-Preliminary	1093140P0	5	5
Radiology-Diagnostic	1093420A0	2	2

St Francis Hospital-CT

HARTFORD	Code	Quota	Matched
Obstetrics-Gynecology	1085220C0	4	4

St Marys Hospital-CT

WATERBURY	Code	Quota	Matched
Internal Medicine	1096140C0	4	4
Medicine-Preliminary	1096140P0	2	1
General Surgery	1096440C0	2	2
Surgery-Preliminary	1096440P0	2	2

St Vincents Med Ctr-CT

BRIDGEPORT	Code	Quota	Matched
Internal Medicine	1080140C0	9	9
Medicine-Preliminary	1080140P0	3	3
Radiology-Diagnostic	1080420A0	1	1
Transitional	1080999P0	4	4

Stamford Hosp/Columbia-CT

STAMFORD	Code	Quota	Matched
Family Practice	1095120C0	5	5
Internal Medicine	1095140C0	1	1
Medicine-Preliminary	1095140P0	2	0
Obstetrics-Gynecology	1095220C0	3	3
General Surgery	1095440C0	2	2
Surgery-Preliminary	1095440P0	2	2

U Connecticut Hlth Ctr

FARMINGTON	Code	Quota	Matched
Anesthesiology	1094040A0	8	7
Emergency Medicine	1094110C0	12	12
Family Practice	1094120C0	6	6
Internal Medicine	1094140C0	21	21
Medicine-Primary	1094140M0	7	7
Medicine-Preliminary	1094140P0	5	5
Med-Prelim/Neurology	1094140P1	1	1
Neurology	1094180A0	4	2
Obstetrics-Gynecology	1094220C0	9	9
Orthopaedic Surgery	1094260C0	4	4
Otolaryngology	1094280C0	2	2
Pediatrics	1094320C0	17	17
Psychiatry	1094400C0	6	6
Radiology-Diagnostic	1094420A0	2	2
General Surgery	1094440C0	6	6
Surgery-Preliminary	1094440P0	5	3
Surg-Prelim/Urology	1094440P1	3	3

Waterbury Hospital-CT

WATERBURY	Code	Quota	Matched
General Surgery	1097440C0	2	2
Surgery-Preliminary	1097440P0	2	2

Yale-New Haven Hosp-CT

NEW HAVEN	Code	Quota	Matched
Anesthesiology	1089040A0	17	17
Dermatology	1089080A0	4	4
Emergency Medicine	1089110C0	12	12

Internal Medicine	1089140C0	31	31
Medicine-Primary	1089140M0	14	14
Medicine-Preliminary	1089140P0	8	8
Medicine-Primary-Prelim	1089140P1	5	5
Med-Prelim/Neurology	1089140P2	3	3
Med-Prim-Prelim/Neurology	1089140P3	1	1
Neurology	1089180A0	6	6
Obstetrics-Gynecology	1089220C0	6	6
Ob-Gyn/Preliminary	1089220P0	1	1
Orthopaedic Surgery	1089260C0	5	5
Otolaryngology	1089280C0	2	2
Pathology/Comb-Anat & Clin	1089300C0	4	4
Anatomic Pathology Only	1089300C1	2	2
Clinical Pathology	1089300C2	1	0
Pediatrics	1089320C0	18	18
Plastic Surgery	1089360C0	2	2
Psych/Yale-New Haven	1089400C0	6	6
Psychiatry/St Raphael	1089400C1	6	6
Combined Adult/Child Psych	1089400C2	2	2
Radiology-Diagnostic	1089420A0	7	7
Radiation-Oncology	1089430A0	3	3
General Surgery	1089440C0	5	5
Surgery-Preliminary	1089440P0	9	9
Medicine-Pediatrics	1089700C0	4	4

DELAWARE

Christiana Care-DE

NEWARK	Code	Quota	Matched
Emergency Medicine	1099110C0	12	12
Family Medicine	1099120C0	3	2
Internal Medicine	1099140C0	6	5
Medicine-Preliminary	1099140P0	8	8
Obstetrics-Gynecology	1099220C0	4	4
Radiology-Diagnostic	1099420A0	2	2
Radiology-Diagnostic	1099420C0	2	2
Rad-Diag/Direct Path	1099420C1	1	1
General Surgery	1099440C0	5	5
Surgery-Preliminary	1099440P0	1	1
Medicine-Pediatrics	1099700C0	4	4
Medicine-Emergency Med	1099705C0	3	3
Emergency Med-Family Med	1099795C0	2	0
Transitional	1099999P0	6	6

St Francis Hospital-DE

WILMINGTON	Code	Quota	Matched
Family Practice	2058120C0	6	6

DISTRICT OF COLUMBIA

Childrens Natl Med Ctr-DC

WASHINGTON	Code	Quota	Matched
Pediatrics	1070320C0	20	20
Pediatrics-Primary	1070320M0	4	4
Peds-CNMC Comm Hlth	1070320M1	4	4

George Washington Univ-DC

WASHINGTON	Code	Quota	Matched
Anesthesiology	1802040A0	6	6
Emergency Medicine	1802110C0	9	9
Internal Medicine	1802140C0	20	20

NRMP Program Results 2007 Main Residency Match

George Washington Univ-DC

Medicine-Primary	1802140M0	5	5
Medicine-Preliminary	1802140P0	9	9
Neurology	1802180A0	2	2
Obstetrics-Gynecology	1802220C0	10	10
Orthopaedic Surgery	1802260C0	4	4
Otolaryngology	1802280C0	1	1
Pathology	1802300C0	3	2
Psychiatry	1802400C0	6	6
Radiology-Diagnostic	1802420A0	4	4
General Surgery	1802440C0	4	4
Surg-Prelim/Urology	1802440P0	2	2
Surg-Prelim/Neurosurgery	1802440P1	1	1

Georgetown Univ Hosp-DC

WASHINGTON	Code	Quota	Matched
Anesthesiology	1801040A0	6	6
Internal Medicine	1801140C0	29	29
Medicine-Preliminary	1801140P0	10	10
Neurology	1801180A0	7	7
Obstetrics-Gynecology	1801220C0	6	6
Orthopaedic Surgery	1801260C0	4	4
Otolaryngology	1801280C0	3	3
Pathology	1801300C0	1	1
Pediatrics	1801320C0	10	10
Plastic Surgery	1801360C0	3	3
Psychiatry	1801400C0	4	4
Radiology-Diagnostic	1801420A0	4	4
Radiation-Oncology	1801430A0	1	1
General Surgery	1801440C0	5	5
Surgery-Preliminary	1801440P0	3	3
Medicine-Pediatrics	1801700C0	4	4
Transitional	1801999P0	12	12

Howard Univ Hosp-DC

WASHINGTON	Code	Quota	Matched
Dermatology	2193080A0	1	1
Family Practice	2193120C0	6	6
Internal Medicine	2193140C0	22	22
Medicine-Preliminary	2193140P0	11	11
Neurology	2193180A0	1	1
Obstetrics-Gynecology	2193220C0	4	4
Orthopaedic Surgery	2193260C0	4	4
Psychiatry	2193400C0	4	4
General Surgery	2193440C0	5	5
Surgery-Preliminary	2193440P0	4	2

NRH National Rehab Hospital-DC

WASHINGTON	Code	Quota	Matched
Phys Medicine & Rehab	3191340A0	4	4

Providence Hospital-DC

WASHINGTON	Code	Quota	Matched
Family Medicine	1803120C0	6	6
Internal Medicine	1803140C0	6	6

St Elizabeths Hosp/DMH-DC

WASHINGTON	Code	Quota	Matched
Psychiatry	1804400C0	5	5

Washington Hosp Ctr-DC

WASHINGTON	Code	Quota	Matched
Dermatology	1800080A0	2	2
Emergency Medicine	1800110C0	8	8
Internal Medicine	1800140C0	16	16
Medicine-Preliminary	1800140P0	15	15
Obstetrics-Gynecology	1800220C0	5	5
Pathology	1800300C0	2	0
General Surgery	1800440C0	5	5
Surgery-Preliminary	1800440P0	4	0
Medicine-Dermatology	1800785C0	2	2

FLORIDA

Bayfront Med Ctr-FL

ST PETERSBURG	Code	Quota	Matched
Family Practice	1911120C0	8	8
Obstetrics-Gynecology	1911220C0	4	4

Cleveland Clinic Florida

WESTON	Code	Quota	Matched
Internal Medicine	1383140C0	3	3
Neurology	1383180A0	2	2

FSU-Sacred Heart Hospital-FL

PENSACOLA	Code	Quota	Matched
Obstetrics-Gynecology	1826220C0	3	3
Pediatrics	1826320C0	7	7

Florida Hosp-Orlando-FL

ORLANDO	Code	Quota	Matched
Family Medicine	1102120C0	16	16
Surgery-General	1102440C0	2	2

Halifax Med Ctr-FL

DAYTONA BEACH	Code	Quota	Matched
Family Practice	1629120C0	8	8

Jackson Memorial Hosp-FL

MIAMI	Code	Quota	Matched
Anesthesiology	1104040A0	6	6
Anesthesiology/Pediatrics	1104040C2	1	1
Anesthesiology Internship	1104040C3	17	17
Dermatology	1104080A0	6	6
Family Medicine	1104120C0	8	8
Internal Medicine	1104140C0	38	38
Medicine-Preliminary	1104140P0	10	10
Neuro Surgery-Prelim	1104160P0	2	2
Neurology	1104180C0	8	8
Nuclear Medicine	1104200A0	2	2
Obstetrics-Gynecology	1104220C0	9	9
Orthopaedic Surgery	1104260C0	7	7
Otolaryngology	1104280C0	3	3
Pathology	1104300C0	2	2
Pediatrics	1104320C0	20	20
Phys Medicine & Rehab	1104340A0	4	4
Psychiatry	1104400C0	10	10
Radiology-Diagnostic	1104420A0	7	7
Radiation-Oncology	1104430A0	1	1

NRMP Program Results 2007 Main Residency Match

Jackson Memorial Hosp-FL

General Surgery	1104440C0	6	6
Surg-Prelim/Urology	1104440P0	3	3
Medicine-Pediatrics	1104700C0	4	4

Mayo School of Grad Med Educ-FL

JACKSONVILLE	Code	Quota	Matched
Anesthesiology	1032040A0	4	4
Dermatology	1032080A0	2	2
Family Medicine	1032120C0	6	6
Internal Medicine	1032140C0	8	8
Neurology	1032180A0	3	3
Radiology-Diagnostic	1032420A0	4	4
Radiation Oncology	1032430A0	1	1
General Surgery	1032440C0	2	2
Surgery-Preliminary	1032440P0	1	0
Surg-Prelim/Urology	1032440P1	1	1
Transitional	1032999P0	5	5
Transitional/Anesth	1032999P1	2	2
Transitional/Derm	1032999P2	1	1
Transitional/Diag Rad	1032999P3	1	1
Transitional/Rad Oncology	1032999P4	0	0

Miami Childrens Hosp-FL

MIAMI	Code	Quota	Matched
Pediatrics	1110320C0	22	22

Mt Sinai Med Ctr-Miami-FL

MIAMI BEACH	Code	Quota	Matched
Internal Medicine	1105140C0	10	10
Medicine-Preliminary	1105140P0	7	7
Pathology	1105300C0	2	2
Radiology-Diagnostic	1105420A0	5	5
General Surgery	1105440C0	2	2
Surgery-Preliminary	1105440P0	4	2

Orlando Reg Healthcare-FL

ORLANDO	Code	Quota	Matched
Emergency Medicine	1107110C0	12	12
Internal Medicine	1107140C0	12	12
Obstetrics-Gynecology	1107220C0	6	6
Orthopaedic Surgery	1107260C0	3	3
Pathology	1107300C0	3	3
Pediatrics	1107320C0	14	14
General Surgery	1107440C0	4	4
Surgery-Preliminary	1107440P0	6	0

St Vincents Med Ctr-FL

JACKSONVILLE	Code	Quota	Matched
Family Medicine	3125120C0	6	6

Tallahassee Mem Healthcare-FL

TALLAHASSEE	Code	Quota	Matched
Family Medicine	2926120C0	5	5

U Florida COM-Jacksonville

JACKSONVILLE	Code	Quota	Matched
Emergency Medicine	1101110C0	15	15
Internal Medicine	1101140C0	13	13
Internal Medicine	1101140P0	7	5
Neurology	1101180A0	3	3

Obstetrics-Gynecology	1101220C0	6	6
Orthopaedic Surgery	1101260C0	4	4
Pathology	1101300C0	1	1
Pediatrics	1101320C0	11	11
Radiology-Diagnostic	1101420A0	4	4
General Surgery	1101440C0	4	4
Surgery-Preliminary	1101440P0	4	2

U Florida Prog-Shands Hosp

GAINESVILLE	Code	Quota	Matched
Anesthes Adv - 100254	1824040A0	8	8
Anesthes C - 100254	1824040C0	7	7
Dermatology C - 100277	1824080C0	2	2
Emergency Medicine	1824110C0	8	8
Fam Prac SAGH - 103588	1824120C0	8	7
Internal Med C - 100277	1824140C0	22	22
Int. Med Prelim - 100277	1824140P0	14	13
Med-Prelim/Neurology	1824140P1	2	2
Neurology	1824180A0	3	3
Ob-Gyn C - 100294	1824220C0	4	4
Orthopedic C - 100246	1824260C0	4	4
Otolaryngology	1824280C0	3	3
Pathology C - 100275	1824300C0	4	4
Pediatrics C - 100296	1824320C0	14	14
Psychiatry C - 100256	1824400C0	7	0
Radiol Diag Adv - 100374	1824420A0	8	8
Radiation Onc Adv 100385	1824430A0	2	2
Surgery C - 100286	1824440C0	5	5
Surg-Prelim - 100286	1824440P0	12	3
Surg-Prelim/Neurosurgery	1824440P1	2	2

U South Florida COM-Tampa

TAMPA	Code	Quota	Matched
Dermatology	1109080C0	4	4
Emergency Medicine	1109110C0	8	8
Family Practice	1109120C0	8	8
Internal Medicine	1109140C0	27	27
Neurological Surgery	1109160C0	2	2
Neurology	1109180C0	5	5
Obstetrics-Gynecology	1109220C0	5	5
Otolaryngology	1109280C0	2	2
Pathology	1109300C0	4	4
Pediatrics	1109320C0	16	16
PM & R/Spinal Cord Injury	1109340A0	1	0
Phys Medicine & Rehab	1109340C2	2	1
Plastic Surgery	1109360C1	3	3
Psychiatry	1109400C0	6	6
Radiology-Diagnostic	1109420C0	6	6
General Surgery	1109440C0	6	6
Surgery-Preliminary	1109440P0	2	2
Surg-Prelim/Urology	1109440P1	3	3
Medicine-Pediatrics	1109700C0	4	1

GEORGIA

Atlanta Med Ctr-GA

ATLANTA	Code	Quota	Matched
Family Practice	1112120C0	6	6
Internal Medicine	1112140C0	5	4
Obstetrics-Gynecology	1112220C0	3	3

NRMP Program Results 2007 Main Residency Match

Atlanta Med Ctr-GA

Orthopaedic Surgery	1112260C0	3	3
General Surgery	1112440C0	2	2
Surgery-Preliminary	1112440P0	4	3

Emory Univ SOM-GA

ATLANTA	Code	Quota	Matched
Anesthesiology	1113040A0	14	14
Anesthesiology-Prelim	1113040P0	4	4
Dermatology	1113080A0	5	5
Emergency Medicine	1113110C0	18	18
Family Medicine	1113120C0	8	8
Internal Medicine	1113140C0	45	45
Int Med/Research Track	1113140C1	1	1
Medicine-Primary	1113140M0	10	10
Medicine-Preliminary	1113140P0	2	2
Neurology	1113180A0	8	8
Obstetrics-Gynecology	1113220C0	9	9
Orthopaedic Surgery	1113260C0	5	5
Otolaryngology	1113280C0	3	3
Pathology	1113300C0	9	9
Pediatrics	1113320C0	18	18
Phys Medicine & Rehab	1113340A0	6	6
Psychiatry	1113400C0	12	12
Radiology-Diagnostic	1113420A0	14	14
Radiology-Preliminary	1113420P0	8	8
Radiation-Oncology	1113430C0	3	3
General Surgery	1113440C0	9	9
Surgery-Preliminary	1113440P0	6	3
Surg-Prelim/Urology	1113440P1	3	3
Surg-Prelim/Neuro Surg	1113440P3	2	2
Transitional	1113999P0	12	12

Floyd Med Ctr-GA

ROME	Code	Quota	Matched
Family Medicine	1992120C0	5	4

Med Coll Georgia-Augusta

AUGUSTA	Code	Quota	Matched
Anesthesiology	1985040A0	1	1
Anesthesiology	1985040C0	7	5
Dermatology	1985080A0	3	3
Emergency Medicine	1985110C0	9	9
Family Medicine	1985120C0	7	7
Fam Prac/Waycross	1985120C1	2	0
Internal Medicine	1985140C0	11	11
Medicine-Preliminary	1985140P0	10	10
Neurological Surgery	1985160C0	1	1
Neurology	1985180A0	3	3
Obstetrics-Gynecology	1985220C0	4	4
Orthopaedic Surgery	1985260C0	3	3
Otolaryngology	1985280C0	2	2
Pathology	1985300C0	3	3
Pediatrics	1985320C0	12	12
Psychiatry	1985400C0	5	5
Radiology-Diagnostic	1985420A0	4	4
General Surgery	1985440C0	5	5

Med Ctr of Columbus-GA

COLUMBUS	Code	Quota	Matched
Family Medicine	1118120C0	7	7
Transitional	1118999P0	5	5

Memorial Hlth-Univ Med Ctr-GA

SAVANNAH	Code	Quota	Matched
Family Medicine	1971120C0	2	0
Internal Medicine	1971140C0	5	5
Medicine-Preliminary	1971140P0	2	2
Obstetrics-Gynecology	1971220C0	4	4
Pediatrics	1971320C0	4	4
Radiology-Diagnostic	1971420A0	3	3
General Surgery	1971440C0	3	3

Mercer U SOM/Med Ctr Central GA

MACON	Code	Quota	Matched
Family Practice	1120120C0	4	4
Internal Medicine	1120140C0	5	5
Obstetrics-Gynecology	1120220C0	3	3
Pediatrics	1120320C0	6	2
General Surgery	1120440C0	4	4

Morehouse Sch of Med-GA

ATLANTA	Code	Quota	Matched
Family Practice	2099120C0	5	5
Internal Medicine	2099140C0	10	10
Medicine-Preliminary	2099140P0	3	3
Obstetrics-Gynecology	2099220C0	3	3
Pediatrics	2099320C0	5	4
Prevent Med/Public Health	2099380A0	2	0
Psychiatry	2099400C0	4	4
General Surgery	2099440C0	2	2
Surgery-Preliminary	2099440P0	3	0

Phoebe Putney Mem Hosp-GA

ALBANY	Code	Quota	Matched
Family Medicine	1020120C0	3	3

HAWAII

University of Hawaii

HONOLULU	Code	Quota	Matched
Family Medicine	3350120C0	6	6
Internal Medicine	3350140C0	13	10
Medicine-Preliminary	3350140P0	6	6
Obstetrics-Gynecology	3350220C0	6	6
Ob-Gyn/Preliminary	3350220P0	1	1
Orthopaedic Surgery	3350260C0	1	1
Ortho Surg/Research	3350260C1	1	1
Pathology	3350300C0	2	2
Pediatrics	3350320C0	7	7
Psychiatry	3350400C0	6	3
General Surgery	3350440C0	3	3
Surgery-Preliminary	3350440P0	8	1
Peds/Psych/Child Psych	3350730C0	2	2
Transitional	3350999P0	9	9

NRMP Program Results 2007 Main Residency Match

IDAHO

Family Medicine Residency of Idaho

BOISE	Code	Quota	Matched
Family Medicine	3039120C0	9	9
Family Med/Rural Track	3039120C1	2	0

Idaho State University

POCATELLO	Code	Quota	Matched
Family Medicine	1005120C0	5	5

VA Medical Ctr-Boise-ID

BOISE	Code	Quota	Matched
Medicine-Preliminary	1172140P0	6	4

ILLINOIS

Advocate Christ Med Ctr-IL

OAK LAWN	Code	Quota	Matched
Emergency Medicine	1131110C0	11	11
Family Practice	1131120C0	7	7
Pediatrics	1131320C0	13	13

Advocate IL Masonic Med Ctr

CHICAGO	Code	Quota	Matched
Anesthesiology	1137040C0	2	2
Internal Medicine	1137140C0	5	5
Medicine-Preliminary	1137140P0	7	7
Obstetrics-Gynecology	1137220C0	3	3
Radiology-Diagnostic	1137420C0	3	3

Advocate Lutheran Gen Hosp-IL

PARK RIDGE	Code	Quota	Matched
Family Practice	1176120C0	8	8
Internal Medicine	1176140C0	15	15
Medicine-Preliminary	1176140P0	11	11
Obstetrics-Gynecology	1176220C0	3	3
Pediatrics	1176320C0	11	11
Psychiatry	1176400C0	2	2

Cook County-Stroger Hospital-IL

CHICAGO	Code	Quota	Matched
Anesthesiology	1127040C0	2	2
Dermatology	1127080A0	3	3
Emergency Medicine	1127110A0	15	15
Emergency Medicine	1127110C0	3	3
Internal Medicine	1127140C0	20	20
Medicine-Primary	1127140M0	4	4
Medicine-Preliminary	1127140P0	6	6
Obstetrics-Gynecology	1127220C0	5	5
Pediatrics	1127320C0	11	11
Radiology-Diagnostic	1127420A0	4	4

Hinsdale Hospital-IL

HINSDALE	Code	Quota	Matched
Family Practice	3006120C0	9	5

Jackson Park Hosp-IL

CHICAGO	Code	Quota	Matched
Family Practice	1119120C0	5	1

La Grange Mem Hosp-IL

LAGRANGE	Code	Quota	Matched
Family Practice	3037120C0	7	7

Louis Weiss/U Chicago-IL

CHICAGO	Code	Quota	Matched
Internal Medicine	1846140C0	3	3
Medicine-Preliminary	1846140P0	2	2
Med-Prelim/Neurology	1846140P1	2	2
Transitional	1846999P0	8	8

Loyola Univ Med Ctr-IL

MAYWOOD	Code	Quota	Matched
Anesthesiology	1170040A0	4	4
Anesthesiology	1170040C0	8	8
Dermatology	1170080A0	2	2
FM/Cook Cnty-Loy-Provident	1170120C0	8	8
Internal Medicine	1170140C0	28	28
Medicine-Preliminary	1170140P0	10	10
Neurology	1170180A0	5	5
Obstetrics-Gynecology	1170220C0	4	4
Orthopaedic Surgery	1170260C0	5	5
Otolaryngology	1170280C0	3	3
Pathology	1170300C0	4	4
Pediatrics	1170320C0	10	10
Phys Medicine & Rehab	1170340A0	3	3
Psychiatry	1170400C0	3	3
Radiology-Diagnostic	1170420A0	6	6
Radiation-Oncology	1170430A0	2	2
General Surgery	1170440C0	6	6
Surgery-Preliminary	1170440P0	9	2
Surg-Prelim/Neurosurgery	1170440P1	2	1
Surg-Prelim/Urology	1170440P2	3	3
Medicine-Pediatrics	1170700C0	4	4

MacNeal Mem Hosp-IL

BERWYN	Code	Quota	Matched
Family Medicine	1121120C0	9	9
Transitional	1121999P0	13	13

Marianjoy Rehab Hosp-IL

WHEATON	Code	Quota	Matched
Phys Medicine & Rehab	1103340A0	4	4

Mercy Hosp & Med Ctr-IL

CHICAGO	Code	Quota	Matched
Internal Medicine	1141140C0	5	5
Obstetrics-Gynecology	1141220C0	3	3

Michael Reese Hosp-IL

CHICAGO	Code	Quota	Matched
Internal Medicine	1142140C0	7	7
Medicine-Preliminary	1142140P0	3	3

Mt Sinai Hosp Med Ctr-IL

CHICAGO	Code	Quota	Matched
Family Practice	1144120C0	6	6
Obstetrics-Gynecology	1144220C0	3	3
Pediatrics	1144320C0	6	6

NRMP Program Results 2007 Main Residency Match

Northwestern McGaw/CMH-IL

CHICAGO	Code	Quota	Matched
Pediatrics	1842320C0	31	31

Northwestern McGaw/ENH-IL

EVANSTON	Code	Quota	Matched
Family Practice	2090120C0	4	4
Internal Medicine	2090140C0	13	13
Medicine-Preliminary	2090140P0	13	13
Med-Prelim/Neurology	2090140P1	3	3
Pathology	2090300C0	3	0
Transitional	2090999P0	10	10

Northwestern McGaw/NMH/VA-IL

CHICAGO	Code	Quota	Matched
Anesthesiology/3 Yr	2247040A0	13	13
Anesthesiology/4 Yr	2247040C0	8	8
Dermatology	2247080A0	3	3
Emergency Medicine	2247110C0	12	12
Internal Medicine	2247140C0	39	39
Medicine-Preliminary	2247140P0	6	6
Med-Prelim/Neurology	2247140P1	2	2
Neurology	2247180A0	6	6
Obstetrics-Gynecology	2247220C0	10	10
Orthopaedic Surgery	2247260C0	9	9
Otolaryngology	2247280C0	3	3
Pathology	2247300C0	4	4
Path-Investigator Trk	2247300C1	0	0
Plastic Surgery	2247360C0	2	2
Psychiatry	2247400C0	7	7
Radiology-Diagnostic	2247420A0	8	8
Radiation Oncology/4 yr	2247430A0	3	3
General Surgery	2247440C0	5	5
Surgery-Preliminary	2247440P0	11	9
Medicine-Dermatology	2247785C0	1	1

Northwestern McGaw/RIC-IL

CHICAGO	Code	Quota	Matched
Phys Medicine & Rehab	2155340A0	8	8
Phys Medicine & Rehab	2155340C0	4	4

Quincy Fam Prac Ctr-IL

QUINCY	Code	Quota	Matched
Family Practice	2026120C0	4	4

RFUMS/Chicago Med Sch-IL

NORTH CHICAGO	Code	Quota	Matched
Internal Medicine	3053140C0	15	15
Psychiatry	3053400C0	8	8

Resurrection Med Ctr-IL

CHICAGO	Code	Quota	Matched
Emergency Medicine	1937110C0	13	13
Family Medicine	1937120C0	4	4
Transitional	1937999P0	12	12

Rush University Med Ctr-IL

CHICAGO	Code	Quota	Matched
Anesthesiology	1147040A0	8	5
Anesthesiology	1147040C0	4	4
Dermatology	1147080A0	2	2

Internal Medicine	1147140C0	29	29
Medicine-Preliminary	1147140P0	6	6
Med-Prelim/Neurology	1147140P1	6	6
Neurology	1147180A0	6	6
Obstetrics-Gynecology	1147220C0	6	6
Orthopaedic Surgery	1147260C0	5	5
Otolaryngology	1147280C0	1	1
Pathology	1147300C0	4	4
Pediatrics	1147320C0	11	11
Phys Medicine & Rehab	1147340A0	1	1
Phys Medicine & Rehab	1147340C0	3	3
Psychiatry	1147400C0	4	4
Radiology-Diagnostic	1147420A0	4	4
General Surgery	1147440C0	8	8
Surgery-Preliminary	1147440P0	13	4
Medicine-Pediatrics	1147700C0	4	4
Medicine-Psychiatry	1147715C0	4	4

Rush-Copley Mem Hosp-IL

AURORA	Code	Quota	Matched
Family Medicine	1323120C0	4	4

SIU Carbondale-IL

CARBONDALE	Code	Quota	Matched
Family Practice	2948120C0	4	4

SIU Decatur-IL

DECATUR	Code	Quota	Matched
Family Practice	2016120C0	2	2

SIU SOM & Affil Hosps-IL

SPRINGFIELD	Code	Quota	Matched
Dermatology	2922080C0	2	2
Family Practice	2922120C0	7	7
Internal Medicine	2922140C0	12	12
Medicine-Preliminary	2922140P0	4	3
Neurology	2922180C0	2	2
Obstetrics-Gynecology	2922220C0	3	3
Orthopaedic Surgery	2922260C0	3	3
Otolaryngology	2922280C0	2	2
Pediatrics	2922320C0	6	6
Plastic Surgery	2922360C0	2	2
Psychiatry	2922400C0	3	3
Radiology-Diagnostic	2922420C0	3	3
General Surgery	2922440C0	3	3
Surgery-Preliminary	2922440P0	1	1
Surg-Prelim/Urology	2922440P2	1	1
Medicine-Psychiatry	2922715C0	2	2

Schwab Rehab Hosp-IL

CHICAGO	Code	Quota	Matched
Phys Medicine & Rehab	1339340A0	5	5

St Elizabeths Hosp-IL

CHICAGO	Code	Quota	Matched
Family Practice	1153120C0	6	6

St Francis Hosp-Evanston-IL

EVANSTON	Code	Quota	Matched
Internal Medicine	1168140C0	11	11
Medicine-Preliminary	1168140P0	6	6

NRMP Program Results 2007 Main Residency Match

St Francis Hosp-Evanston-IL

Obstetrics-Gynecology	1168220C0	2	2
Radiology-Diagnostic	1168420A0	2	2
Transitional	1168999P0	10	10

St Joseph Hosp-IL

CHICAGO	Code	Quota	Matched
Family Practice	1405120C0	5	5
Internal Medicine	1405140C0	8	8
Medicine-Preliminary	1405140P0	5	5
Obstetrics-Gynecology	1405220C0	3	3
General Surgery	1405440C0	1	1
Preliminary Surgery	1405440P0	3	0
Transitional	1405999P0	6	6

St Mary Nazareth Hosp-IL

CHICAGO	Code	Quota	Matched
Family Practice	1154120C0	8	8

Swedish Covenant Hosp-IL

CHICAGO	Code	Quota	Matched
Family Practice	1159120C0	6	4
Transitional	1159999P0	8	8

U IL-Methodist Med Ctr

PEORIA	Code	Quota	Matched
Family Practice	2267120C0	9	9

U IL-St Francis Med Ctr

PEORIA	Code	Quota	Matched
Emergency Medicine	1175110C0	10	10
Internal Medicine	1175140C0	8	8
Medicine-Preliminary	1175140P0	3	2
Neurology	1175180C0	2	2
Obstetrics-Gynecology	1175220C0	2	2
Pediatrics	1175320C0	6	6
Radiology-Diagnostic	1175420C0	3	3
General Surgery	1175440C0	1	1
Surgery-Preliminary	1175440P0	1	1
Medicine-Pediatrics	1175700C0	8	6

U Illinois COM-Chicago

CHICAGO	Code	Quota	Matched
Anesthesiology	1150040C0	10	10
Dermatology	1150080A0	1	1
Emergency Medicine	1150110C0	12	12
Family Practice/UIH	1150120C1	5	5
Internal Med/UIC Christ	1150140C0	6	6
Internal Medicine/UIH	1150140C1	32	32
Medicine-Prelim/UIH	1150140P0	3	3
Med-Prelim/UIC Christ	1150140P1	4	3
Neurology	1150180A0	4	4
Obstetrics-Gynecology	1150220C0	7	7
Orthopaedic Surgery	1150260C0	7	7
Otolaryngology	1150280C0	4	4
Pathology	1150300C0	6	6
Pediatrics	1150320C0	14	14
Psychiatry	1150400C0	10	10
Radiology-Diagnostic/UIC	1150420A0	8	8
General Surgery	1150440C0	5	5
Surgery-Preliminary	1150440P0	2	2

Medicine-Pediatrics	1150700C0	4	4
Medicine-Emergency Med	1150705C0	2	2

U Illinois COM-Rockford

ROCKFORD	Code	Quota	Matched
Family Practice	2268120C0	6	6
Fam Prac/Dixon Rural Trk	2268120C1	2	2

U Illinois COM-Urbana

URBANA	Code	Quota	Matched
Internal Medicine	2046140C0	11	11
Medicine-Preliminary	2046140P0	3	3

UIC/Illinois Masonic FMR

CHICAGO	Code	Quota	Matched
Family Practice	3131120C0	7	7

UIC/Metro Group Hospitals-IL

CHICAGO	Code	Quota	Matched
General Surgery	2920440C0	6	6
Surgery-Preliminary	2920440P0	6	6

UIC/Mt Sinai Hosp Med Ctr-IL

CHICAGO	Code	Quota	Matched
Surgery-General	1287440C0	4	4
Surgery-General	1287440P0	2	0

Univ of Chicago Med Ctr-IL

CHICAGO	Code	Quota	Matched
Anesthesiology	1160040A0	6	6
Anesthesiology	1160040C0	7	7
Dermatology	1160080A0	4	4
Emergency Medicine	1160110C0	15	15
Internal Medicine	1160140C0	29	29
Int Med/MD Scientist	1160140C1	5	5
Medicine-Preliminary	1160140P0	7	7
Med Prelim / Neurology	1160140P1	0	0
Neurological Surgery	1160160C0	2	1
Neurology	1160180A0	5	5
Obstetrics-Gynecology	1160220C0	6	6
Orthopaedic Surgery	1160260C0	4	4
Otolaryngology	1160280C0	2	2
Pathology	1160300C0	6	6
Pediatrics	1160320C0	18	18
Plastic Surgery	1160360C0	2	2
Psychiatry	1160400C0	4	4
Radiology-Diagnostic	1160420A0	5	5
Radiology-Diagnostic	1160420C0	2	2
Radiation-Oncology	1160430A0	3	3
General Surgery	1160440C0	6	6
Urology	1160480C0	2	2
Medicine-Pediatrics	1160700C0	5	5

West Suburban Med Ctr-IL

OAK PARK	Code	Quota	Matched
Family Medicine	1173120C0	8	5
Internal Medicine	1173140C0	4	4
Medicine-Preliminary	1173140P0	1	1
Transitional	1173999P0	8	8

NRMP Program Results 2007 Main Residency Match

Westlake Hospital-IL

	Code	Quota	Matched
MELROSE PARK			
Internal Medicine	1132140C0	4	4
Medicine-Preliminary	1132140P0	1	1

INDIANA

Ball Memorial Hosp-IN

	Code	Quota	Matched
MUNCIE			
Family Medicine	1192120C0	8	8
Internal Medicine	1192140C0	6	6
Pathology	1192300C0	2	2
Transitional	1192999P0	8	8

Community Hospitals-IN

	Code	Quota	Matched
INDIANAPOLIS			
Family Practice	3027120C0	7	6

Deaconess Hospital-IN

	Code	Quota	Matched
EVANSVILLE			
Family Practice	3029120C0	2	2

Ft Wayne Med Ed Prog-IN

	Code	Quota	Matched
FORT WAYNE			
Family Medicine	1178120C0	8	3
Orthopaedic Surgery	1178260C0	2	2

Indiana Univ Sch Of Med

	Code	Quota	Matched
INDIANAPOLIS			
Anesthesiology	1187040A0	22	22
Anesthesiology	1187040C0	3	3
Dermatology	1187080C0	2	2
Emergency Medicine	1187110C0	18	18
Family Practice	1187120C0	4	4
Internal Medicine	1187140C0	35	35
Neurology	1187180A0	4	2
Neurology	1187180C0	1	1
Obstetrics-Gynecology	1187220C0	10	10
Orthopaedic Surgery	1187260C0	5	5
Otolaryngology-Clinical	1187280C0	2	2
Otolaryngology-Research	1187280C1	1	0
Pathology	1187300C0	5	5
Pediatrics	1187320C0	25	25
Phys Medicine & Rehab	1187340A0	3	3
Psychiatry	1187400C0	6	6
Radiology-Diagnostic	1187420A0	15	15
Radiology-Diagnostic	1187420C0	0	0
Radiation Oncology	1187430A0	2	2
General Surgery	1187440C0	9	9
Surgery-Preliminary	1187440P0	8	5
Medicine-Pediatrics	1187700C0	14	14
Pediatrics-Emergency Med	1187725C0	1	1
Peds/Psych/Child Psych	1187730C0	1	1
Transitional	1187999P0	12	12

Memorial Hospital-IN

	Code	Quota	Matched
SOUTH BEND			
Family Practice	1193120C0	8	8

St Francis Hosp Ctr-IN

	Code	Quota	Matched
BEECH GROVE			
Family Medicine	2963120C0	7	7

St Josephs Reg Med Ctr-IN

	Code	Quota	Matched
SOUTH BEND			
Family Medicine	1194120C0	5	5

St Vincent Hosp Ctr-IN

	Code	Quota	Matched
INDIANAPOLIS			
Family Medicine	1189120C0	6	6
Internal Medicine	1189140C0	9	9
Medicine-Primary	1189140M0	2	2
Medicine-Preliminary	1189140P0	6	6
Obstetrics-Gynecology	1189220C0	4	4
Pediatrics	1189320C0	4	4
Medicine-Family Med	1189740C0	3	3
Transitional	1189999P0	18	18

Union Hospital-IN

	Code	Quota	Matched
TERRE HAUTE			
Family Medicine	3007120C0	5	5

IOWA

Broadlawns Med Ctr-IA

	Code	Quota	Matched
DES MOINES			
Family Practice	1199120C0	8	3
Transitional	1199999P0	4	4

Cedar Rapids Med Ed Fdn-IA

	Code	Quota	Matched
CEDAR RAPIDS			
Family Practice	1196120C0	7	5

Central Iowa Health System

	Code	Quota	Matched
DES MOINES			
Fam Prac/IA Lutheran	1201120C0	6	4
Int Med/IA Methodist	1201140C0	8	8
Med-Prelim/IA Methodist	1201140P0	2	2
Peds/Blank Childrens	1201320C0	6	6
Gen Surg/IA Methodist	1201440C0	3	3
Surg-Prelim/IA Methodist	1201440P0	2	0
Trans/IA Methodist	1201999P0	4	4

Mercy Fam Med-Des Moines-IA

	Code	Quota	Matched
DES MOINES			
Family Medicine	1346120C0	8	8

Mercy Med Ctr-North Iowa

	Code	Quota	Matched
MASON CITY			
Family Medicine	2015120C0	5	3

Northeast Iowa Med Ed Fdn

	Code	Quota	Matched
WATERLOO			
Family Medicine	3079120C0	6	6

Quad Cities Genesis-IA

	Code	Quota	Matched
DAVENPORT			
Family Medicine	2969120C0	6	6

Siouxland Med Ed Fdn-IA

	Code	Quota	Matched
SIOUX CITY			
Family Practice	3022120C0	6	6

NRMP Program Results 2007 Main Residency Match

U Iowa Hosp/Clin-Iowa City

IOWA CITY	Code	Quota	Matched
Anesthesiology	1203040A0	1	0
Anesthesiology	1203040C0	10	5
Dermatology	1203080A0	4	4
Emergency Medicine	1203110C0	7	7
Family Medicine	1203120C0	6	2
Fam Med/Pella Rural Trk	1203120C1	1	0
Internal Medicine	1203140C0	20	20
Medicine-Preliminary	1203140P0	3	3
Med-Prelim/Neurology	1203140P1	5	5
Neurology	1203180A0	5	5
Obstetrics-Gynecology	1203220C0	4	4
Orthopaedic Surgery	1203260C0	6	6
Otolaryngology	1203280C0	3	3
Otolaryngology/Research	1203280C1	2	2
Pathology	1203300C0	5	5
Pediatrics	1203320C0	11	11
Psychiatry	1203400C0	4	4
Radiology-Diagnostic	1203420A0	8	8
Radiation-Oncology	1203430A0	2	2
General Surgery	1203440C0	6	6
Surg-Prelim/Neurosurgery	1203440P1	2	2
Surg-Prelim/Urology	1203440P2	3	3
Medicine-Psychiatry	1203715C0	2	0
Psychiatry-Family Med	1203720C0	2	1

KANSAS

U Kansas SOM-Kansas City

KANSAS CITY	Code	Quota	Matched
Anesthesiology	1208040A0	7	7
Dermatology	1208080A0	3	3
Family Medicine	1208120C0	6	5
Fam Med/Junction City	1208120C1	1	0
Internal Medicine	1208140C0	19	17
Medicine-Preliminary	1208140P0	6	5
Med-Prelim/Anesthesiology	1208140P2	6	6
Med-Prelim/Diag Radiology	1208140P3	2	2
Med-Prelim/Neurology	1208140P4	2	2
Med-Prelim/Dermatology	1208140P5	1	1
Med-Prelim/Radiation Onc	1208140P6	0	0
Neurology	1208180A0	4	4
Obstetrics-Gynecology	1208220C0	3	3
Orthopaedic Surgery	1208260C0	4	4
Otolaryngology	1208280C0	3	3
Pathology	1208300C0	3	1
Pediatrics	1208320C0	9	9
Phys Medicine & Rehab	1208340A0	3	3
Surgery-Plastic Surgery	1208360C0	2	2
Psychiatry	1208400C0	4	4
Radiology-Diagnostic	1208420A0	6	6
Radiation Oncology	1208430A0	1	1
General Surgery	1208440C0	4	4
Surg-Prelim/Neuro Surg	1208440P0	1	1
Surg-Prelim/Urology	1208440P1	2	2
Medicine-Psychiatry	1208715C0	1	1

U Kansas SOM-Wichita

WICHITA	Code	Quota	Matched
Anesthesiology	3054040C0	5	3
Fam Med/Via Christi	3054120C0	15	15
Fam Prac/Smoky Hill	3054120C1	4	4
Fam Prac/Wesley	3054120C2	9	9
Internal Medicine	3054140C0	8	8
Medicine-Preliminary	3054140P0	4	4
Obstetrics-Gynecology	3054220C0	4	4
Orthopaedic Surgery	3054260C0	4	4
Pediatrics	3054320C0	5	5
Psychiatry	3054400C0	4	2
Radiology-Diagnostic	3054420A0	3	1
General Surgery	3054440C0	6	6
Surgery-Preliminary	3054440P0	1	0
Medicine-Pediatrics	3054700C0	2	0

KENTUCKY

St Elizabeth Med Ctr-KY

EDGEWOOD	Code	Quota	Matched
Family Practice	1213120C0	8	8

Trover Foundation-KY

MADISONVILLE	Code	Quota	Matched
Family Practice	2912120C0	6	6

U Kentucky Med Ctr

LEXINGTON	Code	Quota	Matched
Anesthesiology	1848040C0	10	10
Emergency Medicine	1848110C0	8	8
Family Medicine	1848120C0	6	1
Fam Med/East Kentucky	1848120C1	3	3
Fam Med/Rural-Morehead	1848120C3	2	2
Internal Medicine	1848140C0	18	18
Medicine-Primary	1848140M0	5	5
Neurology	1848180C0	4	3
Obstetrics-Gynecology	1848220C0	5	5
Orthopaedic Surgery	1848260C0	4	4
Otolaryngology	1848280C0	2	2
Pathology	1848300C0	4	4
Pediatrics	1848320C0	7	7
Phys Medicine & Rehab	1848340C0	3	3
Plastic Surgery	1848360C0	1	1
Psychiatry	1848400C0	5	5
Radiology-Diagnostic	1848420A0	5	5
Radiation Oncology	1848430A0	1	1
General Surgery	1848440C0	5	5
Surgery-Preliminary	1848440P0	11	9
Surg-Prelim/Rad Onc	1848440P1	1	0
Surg-Prelim/Neurosurgery	1848440P2	2	2
Surg-Prelim/Urology	1848440P4	2	2
Medicine-Pediatrics	1848700C0	6	5
Peds/Psych/Child Psych	1848730C0	2	2

U Louisville SOM-KY

LOUISVILLE	Code	Quota	Matched
Anesthesiology	1217040C0	10	10
Dermatology	1217080A0	3	3
Emergency Medicine	1217110C0	10	10

NRMP Program Results 2007 Main Residency Match

U Louisville SOM-KY

Family Practice	1217120C0	5	2
Family Prac/Glasgow	1217120C1	4	4
Internal Medicine	1217140C0	20	17
Medicine-Preliminary	1217140P0	13	13
Neurology	1217180A0	1	1
Obstetrics-Gynecology	1217220C0	6	6
Orthopaedic Surgery	1217260C0	4	4
Otolaryngology	1217280C0	2	2
Pathology	1217300C0	3	3
Pediatrics	1217320C0	22	22
Pediatrics-Preliminary	1217320P0	1	0
Phys Medicine & Rehab	1217340A0	2	2
Psychiatry	1217400C0	8	8
Radiology-Diagnostic	1217420A0	4	4
Radiation-Oncology	1217430A0	2	2
General Surgery	1217440C0	8	8
Medicine-Pediatrics	1217700C0	5	5

LOUISIANA

Baton Rouge Gen Med Ctr-LA

BATON ROUGE	Code	Quota	Matched
Family Practice	1139120C0	6	3

E A Conway Med Ctr-LA

MONROE	Code	Quota	Matched
Family Practice	2079120C0	8	8

Earl K Long Med Ctr-LA

BATON ROUGE	Code	Quota	Matched
Emergency Medicine	1221110C0	15	15
Internal Medicine	1221140C0	10	10
Medicine-Preliminary	1221140P0	6	6

East Jefferson Gen Hosp-LA

METAIRIE	Code	Quota	Matched
Family Practice	1404120C0	6	5

LSU SOM-New Orleans-LA

NEW ORLEANS	Code	Quota	Matched
Dermatology	1224080A0	5	5
Emergency Medicine	1224110C0	10	10
Family Practice	1224120C0	6	6
Internal Medicine	1224140C0	10	10
Medicine-Preliminary	1224140P0	8	8
Neurology	1224180C0	3	3
Obstetrics-Gynecology	1224220C0	7	7
Orthopaedic Surgery	1224260C0	4	4
Otolaryngology	1224280C0	3	3
Pathology	1224300C0	3	2
Pediatrics	1224320C0	15	15
Phys Medicine & Rehab	1224340C0	6	6
Psychiatry	1224400C0	7	7
General Surgery	1224440C0	7	7
Surgery-Preliminary	1224440P0	8	5
Medicine-Pediatrics	1224700C0	7	3
Medicine-Emergency Med	1224705C0	2	2

LSUHSC Lake Charles-LA

LAKE CHARLES	Code	Quota	Matched
Family Practice	1278120C0	5	2

LSUHSC-Shreveport-LA

SHREVEPORT	Code	Quota	Matched
Anesthesiology	1232040C0	6	6
Emergency Medicine	1232110C0	7	7
Family Practice	1232120C0	6	6
Family Prac/N Caddo	1232120C1	2	2
Internal Medicine	1232140C0	14	11
Medicine-Preliminary	1232140P0	9	3
Neurosurgery-Surgery	1232160P0	1	1
Neurology	1232180C0	3	3
Obstetrics-Gynecology	1232220C0	6	6
Orthopaedic Surgery	1232260C0	2	2
Otolaryngology	1232280C0	2	2
Pathology	1232300C0	3	3
Pediatrics	1232320C0	8	8
Psychiatry	1232400C0	6	6
Radiology-Diagnostic	1232420A0	3	3
General Surgery	1232440C0	5	5
Urology-Surgery	1232480P0	2	2
Medicine-Pediatrics	1232700C0	4	1

Ochsner Clinic Foundation-LA

NEW ORLEANS	Code	Quota	Matched
Anesthesiology	1966040C0	6	6
Internal Medicine	1966140C0	14	14
Medicine-Preliminary	1966140P0	8	8
Obstetrics-Gynecology	1966220C0	4	4
Orthopaedic Surgery	1966260C0	3	3
Radiology-Diagnostic Advanced	1966420A0	2	2
Radiology-Diagnostic	1966420C0	3	3
General Surgery	1966440C0	5	5
Surgery-Preliminary	1966440P0	5	3

Rapides Reg Med Ctr-LA

ALEXANDRIA	Code	Quota	Matched
Family Practice	1273120C0	4	1

Tulane Univ SOM-LA

NEW ORLEANS	Code	Quota	Matched
Anesthesiology	3073040C0	4	4
Dermatology	3073080A0	2	2
Internal Medicine	3073140C0	15	14
Medicine-Preliminary	3073140P0	13	13
Neurology	3073180A0	3	2
Obstetrics-Gynecology	3073220C0	5	5
Orthopaedic Surgery	3073260C0	2	2
Otolaryngology	3073280C0	2	2
Pathology	3073300C0	1	0
Pediatrics	3073320C0	8	7
Psychiatry	3073400C0	4	2
Radiology-Diagnostic	3073420A0	3	3
Medicine-Pediatrics	3073700C0	4	4
Medicine-Psychiatry	3073715C0	1	0
Peds/Psych/Child Psych	3073730C0	2	2
Medicine-Neurology	3073745C0	1	0
Medicine-Prevent Med	3073751C0	1	0

NRMP Program Results 2007 Main Residency Match

Univ Med Ctr-Lafayette-LA

LAFAYETTE	Code	Quota	Matched
Family Medicine	1225120C0	8	8
Internal Medicine	1225140C0	9	9
Medicine-Preliminary	1225140P0	1	1

MAINE

Central Maine Med Ctr

LEWISTON	Code	Quota	Matched
Family Practice	2327120C0	2	2
Family Practice/Rural Trk	2327120C1	1	0

Eastern Maine Med Ctr

BANGOR	Code	Quota	Matched
Family Practice	2520120C0	7	2

Maine Medical Center

PORTLAND	Code	Quota	Matched
Anesthesiology	1236040A0	0	0
Anesthesiology	1236040C0	5	5
Emergency Medicine	1236110C0	8	8
Family Practice	1236120C0	7	7
Internal Medicine	1236140C0	13	13
Obstetrics-Gynecology	1236220C0	4	4
Pediatrics	1236320C0	6	6
Psychiatry	1236400C0	5	5
Radiology-Diagnostic	1236420C0	3	3
General Surgery	1236440C0	3	3
Surgery-Preliminary	1236440P0	2	1
Medicine-Pediatrics	1236700C0	3	3

Maine-Dartmouth Fam Prac

AUGUSTA	Code	Quota	Matched
Family Practice	2956120C0	6	6

MARYLAND

Franklin Square Hosp-MD

BALTIMORE	Code	Quota	Matched
Family Practice	1240120C0	6	1
Internal Medicine	1240140C0	3	3
Medicine-Preliminary	1240140P0	5	5
Obstetrics-Gynecology	1240220C0	3	3

Good Samaritan Hosp-MD

BALTIMORE	Code	Quota	Matched
Medicine-Preliminary	3118140P0	5	5

Greater Baltimore Med Ctr-MD

BALTIMORE	Code	Quota	Matched
Medicine-Preliminary	1241140P0	8	8

Harbor Hospital Ctr-MD

BALTIMORE	Code	Quota	Matched
Internal Medicine	1250140C0	6	6
Medicine-Preliminary	1250140P0	5	5
Transitional	1250999P0	6	6

Johns Hopkins Bloomberg SPH-MD

BALTIMORE	Code	Quota	Matched
Prevent Med/PH-Bassett	3184380C0	1	1

Johns Hopkins Hosp-MD

BALTIMORE	Code	Quota	Matched
Anesthesiology	1242040A0	19	18
Anesthesiology	1242040C0	4	4
Dermatology	1242080A0	3	3
Emergency Medicine	1242110C0	11	11
Internal Medicine	1242140C0	38	38
Neurology	1242180A0	6	6
Obstetrics-Gynecology	1242220C0	9	9
Orthopaedic Surgery	1242260C0	5	5
Otolaryngology	1242280C0	4	4
Pathology	1242300C0	10	10
Pediatrics	1242320C0	25	25
Phys Medicine & Rehab	1242340A0	5	5
Surgery-Plastic Surg	1242360C0	2	2
Psychiatry	1242400C0	8	8
Radiology-Diagnostic	1242420A0	6	6
Rad-Diag/Research	1242420A1	2	2
Radiation-Oncology	1242430A0	2	2
General Surgery	1242440C0	6	6
Surgery-Preliminary	1242440P0	12	12

Johns Hopkins/Bayview-MD

BALTIMORE	Code	Quota	Matched
Internal Medicine	1237140C0	6	6
Medicine-Primary	1237140M0	5	5
Medicine-Preliminary	1237140P0	5	5

Johns Hopkins/Sinai-MD

BALTIMORE	Code	Quota	Matched
Internal Medicine	1893140C0	8	8
Medicine-Preliminary	1893140P0	12	12

Maryland General Hosp

BALTIMORE	Code	Quota	Matched
Internal Medicine	1244140C0	7	7
Transitional	1244999P0	12	5

Natl Inst of Health-MD

BETHESDA	Code	Quota	Matched
Pediatrics-Medical Genetics	2006765C0	1	0

Prince Georges Hosp Ctr-MD

CHEVERLY	Code	Quota	Matched
Internal Medicine	1905140C0	2	2
Medicine-Preliminary	1905140P0	2	2

Sinai Hosp-Baltimore-MD

BALTIMORE	Code	Quota	Matched
Obstetrics-Gynecology	1249220C0	4	4
Pediatrics	1249320C0	7	5
Phys Medicine & Rehab	1249340A0	3	2
Surgery-General	1249440C0	2	2

St Agnes Hospital - MD

BALTIMORE	Code	Quota	Matched
General Surgery	1247440C0	3	3
Surgery-Preliminary	1247440P0	4	4

NRMP Program Results 2007 Main Residency Match

U MD-Mercy Med Ctr

BALTIMORE	Code	Quota	Matched
Medicine-Preliminary	1245140P0	12	12

U Maryland Med Ctr

BALTIMORE	Code	Quota	Matched
Anesthesiology	1252040A0	12	12
Dermatology	1252080A0	3	3
Emergency Medicine	1252110C0	10	10
Family Medicine	1252120C0	8	2
Internal Medicine	1252140C0	26	26
Medicine-Preliminary	1252140P0	16	13
Med-Prelim/Neurology	1252140P1	3	3
Neurology	1252180A0	5	5
Obstetrics-Gynecology	1252220C0	6	6
Orthopaedic Surgery	1252260C0	4	4
Ortho Surgery/Research	1252260C1	1	1
Otolaryngology	1252280C0	2	2
Pathology	1252300C0	1	0
Pediatrics	1252320C0	13	13
Psychiatry/Sheppard Pratt	1252400C0	12	12
Radiology-Diagnostic	1252420A0	8	8
Radiation-Oncology	1252430A0	2	2
General Surgery	1252440C0	4	4
Surgery-Preliminary	1252440P0	2	2
Surg-Prelim/Neuro Surg	1252440P1	2	1
Medicine-Pediatrics	1252700C0	4	4
Medicine-Emergency Med	1252705C0	2	2
Pediatrics-Emergency Med	1252725C0	2	2

Union Memorial Hosp-MD

BALTIMORE	Code	Quota	Matched
Internal Medicine	1251140C0	6	6
Medicine-Preliminary	1251140P0	4	4
Orthopaedic Surgery	1251260C0	2	2
General Surgery	1251440C0	2	2
Surgery-Preliminary	1251440P0	2	1

MASSACHUSETTS

B I Deaconess Med Ctr-MA

BOSTON	Code	Quota	Matched
Anesthesiology	1256040A0	16	16
Emergency Medicine	1256110C0	11	11
Internal Medicine	1256140C0	48	48
Medicine-Preliminary	1256140P0	13	13
Med-Prelim/Neurology	1256140P1	1	1
Neurology	1256180A0	6	6
Obstetrics-Gynecology	1256220C0	5	5
Pathology	1256300C0	9	9
Radiology-Diagnostic	1256420A0	7	7
Rad-Diag/Scholar Trk	1256420A1	2	2
General Surgery	1256440C0	9	9
Surgery-Preliminary	1256440P0	10	0

Baystate Med Ctr-MA

SPRINGFIELD	Code	Quota	Matched
Anesthesiology-3 yr	1286040A0	1	1
Anesthesiology-4 yr	1286040C0	5	4
Emergency Medicine	1286110C0	12	12

Internal Medicine	1286140C0	6	6
Medicine-Preliminary	1286140P0	4	4
Obstetrics-Gynecology	1286220C0	5	5
Pathology	1286300C0	3	3
Pediatrics	1286320C0	9	9
Radiology-Diagnostic	1286420A0	3	3
General Surgery	1286440C0	5	5
Surgery-Preliminary	1286440P0	2	0
Medicine-Pediatrics	1286700C0	8	7

Berkshire Med Ctr-MA

PITTSFIELD	Code	Quota	Matched
Internal Medicine	1281140C0	1	1
Medicine-Preliminary	1281140P0	2	2
Pathology	1281300C0	2	2
General Surgery	1281440C0	2	2
Surgery-Preliminary	1281440P0	4	1

Boston Univ Med Ctr-MA

BOSTON	Code	Quota	Matched
Anesthesiology	1257040A0	6	6
Dermatology	1257080A0	4	4
Emergency Medicine	1257110A0	12	12
Family Medicine	1257120C0	6	6
Internal Medicine	1257140C0	41	41
Medicine-Primary	1257140M0	4	4
Medicine-Preliminary	1257140P0	13	13
Neurology	1257180A0	6	6
Obstetrics-Gynecology	1257220C0	4	4
Orthopaedic Surgery	1257260C0	4	4
Ortho Surg/Research	1257260C1	1	0
Otolaryngology	1257280C0	3	3
Pathology	1257300C0	3	1
Phys Medicine & Rehab	1257340A0	4	4
Psychiatry	1257400C0	7	7
Radiology-Diagnostic	1257420A0	8	8
General Surgery	1257440C0	5	5
Surgery-Preliminary	1257440P0	10	2

Brigham & Womens Hosp-MA

BOSTON	Code	Quota	Matched
Anesthesiology	1265040A0	19	19
Emergency Medicine	1265110C0	15	15
Internal Medicine	1265140C0	40	40
Medicine-Primary/BWH	1265140M0	8	8
Medicine-Primary/HVMA	1265140M1	4	4
Med-Prelim/Brig/Faulk	1265140P0	17	17
Obstetrics-Gynecology	1265220C0	10	10
Path(AP only & comb AP/CP)	1265300C0	9	9
Clinical Pathology only	1265300C1	2	1
Surgery-Plastic Surg	1265360C0	3	3
Radiology-Diagnostic	1265420A0	10	10
Radiation Oncology	1265430A0	7	7
General Surgery	1265440C0	7	7
Surgery-Preliminary	1265440P0	9	9
Med-Peds/Harvard BWH/CHB	1265700C0	4	4

Cambridge Hospital/CHA-MA

CAMBRIDGE	Code	Quota	Matched
Family Medicine/Tufts	1268120C0	8	8

NRMP Program Results 2007 Main Residency Match

Cambridge Hospital/CHA-MA

Medicine-Primary	1268140M0	4	4
Psychiatry	1268400C0	8	8
Transitional	1268999P0	7	7

Caritas Carney Hospital-MA

BOSTON	Code	Quota	Matched
Medicine-Primary	1258140M0	5	5
Medicine-Preliminary	1258140P0	8	8
Transitional	1258999P0	7	7

Caritas St Elizabeths Med Ctr-MA

BOSTON	Code	Quota	Matched
Anesthesiology	1266040A0	6	6
Internal Medicine	1266140C0	5	5
Medicine-Preliminary	1266140P0	6	6
Psychiatry	1266400C0	3	3
General Surgery	1266440C0	3	3

Childrens Hosp Boston-MA

BOSTON	Code	Quota	Matched
Peds/Childrens Hosp	1259320C0	28	28
Peds-Primary/BMC	1259320M0	11	11

Grtr Lawrence Fam Hlth Ctr-MA

LAWRENCE	Code	Quota	Matched
Family Medicine	1283120C0	8	8

Harvard Longwood Psych-MA

BOSTON	Code	Quota	Matched
HLP RTP-Carney Hosp	1270400C0	7	7
HLP RTP-Mt Auburn Hosp	1270400C1	8	8

Harvard South Shore-MA

BROCKTON	Code	Quota	Matched
Psychiatry	3120400C0	8	8

Harvard/Spaulding-MA

BOSTON	Code	Quota	Matched
Phys Medicine & Rehab	1260340A0	6	6

Lahey Clinic-MA

BURLINGTON	Code	Quota	Matched
Internal Medicine	3130140C0	11	11
Medicine-Preliminary	3130140P0	6	6
Radiology-Diagnostic	3130420A0	4	4
General Surgery	3130440C0	2	2
Surg-Prelim/Urology	3130440P0	3	3
Surg-Prelim/Non-designated	3130440P1	1	1

Lemuel Shattuck Hosp-MA

BOSTON	Code	Quota	Matched
Transitional	3112999P0	6	6

Mass Eye and Ear Infirmary

BOSTON	Code	Quota	Matched
Otolaryngology	1180280C0	3	3
Otolaryngology/Research	1180280C1	1	1

Massachusetts Gen Hosp

BOSTON	Code	Quota	Matched
Anesthesiology PG 2-4	1261040A0	20	16
Anesthesiology PG 1-4	1261040C0	4	4

Dermatology	1261080A0	6	6
Internal Medicine	1261140C0	43	43
Medicine-Primary	1261140M0	8	8
Medicine-Preliminary	1261140P0	11	11
Neurology	1261180A0	15	15
Ortho Surg/Harvard Combined	1261260C0	12	12
Pathology	1261300C1	9	9
Pediatrics	1261320C0	16	16
Pediatrics-Preliminary	1261320P0	2	2
Psychiatry/Adult+Child	1261400A1	1	1
Psychiatry	1261400C1	14	14
Psych/Peds/MGH/McLean	1261400P2	1	1
Radiology-Diagnostic	1261420A0	10	10
General Surgery	1261440C0	8	8
Surgery-Preliminary	1261440P0	8	8
Med-Peds/Harvard MGH	1261700C2	4	4

Metrowest-Framingham-MA

FRAMINGHAM	Code	Quota	Matched
Internal Medicine	1812140C0	5	5
Transitional	1812999P0	8	2

Mt Auburn Hospital-MA

CAMBRIDGE	Code	Quota	Matched
Internal Medicine	1269140C0	6	6
Medicine-Primary	1269140M0	2	2
Medicine-Preliminary	1269140P0	10	10
Radiology-Diagnostic	1269420A0	3	3

New England Med Ctr-MA

BOSTON	Code	Quota	Matched
Anesthesiology	1263040A0	6	6
Internal Medicine	1263140C0	24	24
Neurology	1263180A0	6	6
Obstetrics-Gynecology	1263220C0	5	5
Orthopaedic Surgery	1263260C0	4	4
Otolaryngology	1263280C0	2	2
Pathology	1263300C0	4	4
Pediatrics	1263320C0	12	12
Phys Medicine & Rehab	1263340A0	3	3
Psychiatry	1263400C0	4	4
Radiology-Diagnostic	1263420A0	5	5
Radiation-Oncology	1263430A0	3	3
General Surgery	1263440C0	3	3
Surgery-Preliminary	1263440P0	3	3
Surgery-Prelim/Neurosurgery	1263440P1	1	1
Peds/Psych/Child Psych	1263730C0	1	0
Transitional	1263999P0	8	8

Newton-Wellesley Hosp-MA

NEWTON	Code	Quota	Matched
Transitional	1280999P0	7	7

North Shore Med Ctr/Salem Hosp-MA

SALEM	Code	Quota	Matched
Internal Medicine	1284140C0	4	4
Medicine-Preliminary	1284140P0	3	3

St Vincent Hosp-Worcester-MA

WORCESTER	Code	Quota	Matched
Internal Medicine	1290140C0	5	5

NRMP Program Results 2007 Main Residency Match

St Vincent Hosp-Worcester-MA

Medicine-Preliminary	1290140P0	13	13
Radiology-Diagnostic	1290420A0	2	2

U Massachusetts Med School

WORCESTER	Code	Quota	Matched
Anesthesiology	3050040A0	7	7
Dermatology	3050080A0	2	2
Emergency Medicine	3050110C0	12	12
Fam Prac/Hahnemann FHC	3050120C0	4	4
Fam Prac/Queen St FHC	3050120C1	4	2
Family Prac/Barre FHC	3050120C2	4	1
Family Prac/Fitchburg	3050120C3	2	2
Internal Medicine	3050140C0	18	18
Medicine-Preliminary	3050140P0	11	8
Med-Prelim/Neurology	3050140P1	0	0
Neurology	3050180A0	4	4
Obstetrics-Gynecology	3050220C0	5	5
Orthopaedic Surgery	3050260C0	2	2
Pathology	3050300C0	1	1
Pediatrics	3050320C0	8	8
Psychiatry	3050400C0	4	4
Psychiatry/Child Psych	3050400C1	2	2
Radiology-Diagnostic	3050420A0	4	4
General Surgery	3050440C0	6	6
Surgery-Preliminary	3050440P0	6	2
Medicine-Pediatrics	3050700C0	4	4
Psychiatry/Neurology	3050755C1	1	0

MICHIGAN

Bon Secours Cottage-MI

GROSSE POINTE	Code	Quota	Matched
Family Practice	1906120C0	5	5

Genesys Reg Med Ctr-MI

GRAND BLANC	Code	Quota	Matched
Family Practice	1308120C0	5	5

Grand Rapids Med Ed-MI

GRAND RAPIDS	Code	Quota	Matched
Emergency Medicine	2077110C0	8	8
Family Practice	2077120C0	9	9
Internal Medicine	2077140C0	6	6
Obstetrics-Gynecology	2077220C0	8	8
Orthopaedic Surgery	2077260C0	4	4
Pediatrics	2077320C0	9	7
Surgery-Plastic Surgery	2077360C0	2	2
Radiology-Diagnostic	2077420C0	3	3
General Surgery	2077440C0	6	6
Surgery-Preliminary	2077440P0	2	0
Medicine-Pediatrics	2077700C0	4	3
Transitional	2077999P0	17	15

Henry Ford HSC-MI

DETROIT	Code	Quota	Matched
Anesthesiology	1300040A0	2	2
Anesthesiology	1300040C0	5	5
Dermatology	1300080A0	6	6
Emergency Medicine	1300110C0	14	14
Family Practice	1300120C0	3	3

Internal Medicine	1300140C0	31	31
Medicine-Preliminary	1300140P0	2	1
Neurology	1300180A0	6	6
Obstetrics-Gynecology	1300220C0	3	3
Orthopaedic Surgery	1300260C0	6	6
Otolaryngology	1300280C0	2	2
Pathology	1300300C0	1	1
Psychiatry	1300400C0	4	4
Radiology-Diagnostic	1300420C0	9	9
Radiation-Oncology	1300430A0	2	2
General Surgery	1300440C0	6	6
Medicine-Emergency Med	1300705C0	2	1
Transitional	1300999P0	8	5
Transitional/Neurology	1300999P1	1	1

Hurley Medical Ctr-MI

FLINT	Code	Quota	Matched
Internal Medicine	1307140C0	4	4
Obstetrics-Gynecology	1307220C0	3	3
Pediatrics	1307320C0	1	1
Medicine-Pediatrics	1307700C0	2	2
Transitional	1307999P0	5	0
Trans/Radiology MSU-Flint	1307999P1	3	2

Marquette Gen Hosp-MI

MARQUETTE	Code	Quota	Matched
Family Medicine	2014120C0	3	3

McLaren Reg Med Ctr-MI

FLINT	Code	Quota	Matched
Family Practice	1866120C0	5	5
Orthopaedic Surgery	1866260C0	2	2

Michigan St Univ-East Lansing

LANSING	Code	Quota	Matched
Internal Medicine	2436140C0	8	8
Pediatrics	2436320C0	6	3
Psychiatry	2436400C0	4	2
General Surgery	2436440C0	4	4
Surgery-Preliminary	2436440P0	2	2

Michigan St Univ-Flint Med Ed

FLINT	Code	Quota	Matched
Radiology-Diagnostic	3110420A0	3	3

Michigan St Univ-Kalamazoo

KALAMAZOO	Code	Quota	Matched
Emergency Medicine	1314110C0	13	13
Family Medicine	1314120C0	5	5
Internal Medicine	1314140C0	3	3
Orthopaedic Surgery	1314260C0	3	3
Pediatrics	1314320C0	4	4
Psychiatry	1314400C0	3	3
General Surgery	1314440C0	2	2
Surgery-Preliminary	1314440P0	1	0
Medicine-Pediatrics	1314700C0	2	2
Transitional	1314999P0	8	8

MidMichigan Med Center-MI

MIDLAND	Code	Quota	Matched
Family Practice	1961120C0	6	2

NRMP Program Results 2007 Main Residency Match

Munson Medical Center-MI

	Code	Quota	Matched
TRAVERSE CITY			
Family Medicine	1349120C0	4	3

North Oakland Med Ctrs-MI

	Code	Quota	Matched
PONTIAC			
Family Practice	1318120C0	2	2

Oakwood Hospital-MI

	Code	Quota	Matched
DEARBORN			
Family Practice	1946120C0	6	6
Internal Medicine	1946140C0	9	9
Medicine-Preliminary	1946140P0	2	2
Obstetrics-Gynecology	1946220C0	4	4
Radiology-Diagnostic	1946420C0	5	5
Transitional	1946999P0	12	12

Providence Hospital-MI

	Code	Quota	Matched
SOUTHFIELD			
Family Practice	1303120C0	9	7
Obstetrics-Gynecology	1303220C0	4	4
Radiology-Diagnostic	1303420A0	3	3
General Surgery	1303440C0	3	3
Surgery-Preliminary	1303440P0	3	3
Trans/Radiology	1303999P1	3	2

Sparrow Hospital-MI

	Code	Quota	Matched
LANSING			
Emergency Medicine	1315110C0	10	7
Family Medicine	1315120C0	2	2
Neurology	1315180A0	2	2
Obstetrics-Gynecology	1315220C0	4	4

St John Hospital-MI

	Code	Quota	Matched
DETROIT			
Emergency Medicine	1915110C0	10	10
Family Practice	1915120C0	5	5
Internal Medicine	1915140C0	4	4
Medicine-Preliminary	1915140P0	6	1
Obstetrics-Gynecology	1915220C0	4	4
Pediatrics	1915320C0	5	5
General Surgery	1915440C0	4	4
Surgery-Preliminary	1915440P0	4	4
Transitional	1915999P0	4	4

St Joseph Mercy-Ann Arbor-MI

	Code	Quota	Matched
ANN ARBOR			
Internal Medicine	1292140C0	10	10
Medicine-Preliminary	1292140P0	7	7
Obstetrics-Gynecology	1292220C0	4	4
General Surgery	1292440C0	4	4
Surgery-Preliminary	1292440P0	3	2
Transitional	1292999P0	11	11

St Joseph Mercy-Oakland-MI

	Code	Quota	Matched
PONTIAC			
Internal Medicine	1319140C0	10	10
Radiology-Diagnostic	1319420A0	2	2
General Surgery	1319440C0	2	2
Surgery-Preliminary	1319440P0	4	3
Transitional	1319999P0	6	3

Synergy Med Ed Alliance-MI

	Code	Quota	Matched
SAGINAW			
Emergency Medicine	1320110C0	8	8
Family Practice	1320120C0	5	5
Internal Medicine	1320140C0	1	1
Obstetrics-Gynecology	1320220C0	3	3
General Surgery	1320440C0	2	2

U Michigan Hosps-Ann Arbor

	Code	Quota	Matched
ANN ARBOR			
Anesthesiology	1293040C0	24	24
Dermatology	1293080A0	4	4
Dermatology	1293080C0	3	3
Emergency Medicine	1293110C0	14	14
Family Med/Ypsilanti	1293120C0	5	5
Family Med/Chelsea	1293120C1	4	4
Family Med/Integrative	1293120C2	0	0
Internal Medicine	1293140C0	40	40
Neurology	1293180A0	1	1
Neurology/UM	1293180C0	2	2
Neurology/St Jos	1293180C1	2	2
Obstetrics-Gynecology	1293220C0	5	5
Orthopaedic Surgery	1293260C0	6	6
Otolaryngology	1293280C0	4	4
Pathology	1293300C0	7	7
Pediatrics	1293320C0	16	16
Peds-Prelim/Child Neurology	1293320P0	1	1
Phys Medicine & Rehab	1293340A0	6	6
Plastic Surgery	1293360C0	3	3
Psychiatry	1293400C0	11	10
Radiology-Diagnostic	1293420A0	11	11
Radiation-Oncology	1293430C0	3	3
General Surgery	1293440C0	6	6
Surgery-Preliminary	1293440P0	4	0
Surg-Prelim/Neurological	1293440P1	2	2
Surg-Prelim/Urology	1293440P2	3	3
Vascular Surgery	1293450C0	1	1
Medicine-Pediatrics	1293700C0	8	8

WSU/Detroit Med Ctr-MI

	Code	Quota	Matched
DETROIT			
Anesthesiology	1295040C0	10	10
Dermatology	1295080A0	4	4
Emergency Medicine	1295110C0	12	12
Emergency Med/Sinai-Grace	1295110C1	10	10
Int Med/Det/Harper/VA	1295140C0	29	29
Internal Med/Sinai-Grace	1295140C1	6	6
Neurology	1295180A0	6	6
Obstetrics-Gynecology	1295220C0	10	10
Otolaryngology	1295280C0	4	4
Pathology	1295300C0	3	3
Pediatrics	1295320C0	15	15
Phys Medicine & Rehab	1295340A0	5	2
Psychiatry	1295400C0	8	8
Radiology-Diagnostic	1295420A0	7	7
Radiation-Oncology	1295430A0	1	1
General Surgery	1295440C0	7	7
Surgery-Preliminary	1295440P0	11	4
Medicine-Pediatrics	1295700C0	6	6

NRMP Program Results 2007 Main Residency Match

WSU/Detroit Med Ctr-MI

Pediatrics-Medical Genetics	1295765A0	1	0
Transitional	1295999P0	17	17
Transitional/Neurology	1295999P1	1	1

William Beaumont Hosp-MI

ROYAL OAK	Code	Quota	Matched
Emergency Medicine	1978110C0	10	10
Family Medicine	1978120C0	5	2
Internal Medicine	1978140C0	11	11
Medicine-Preliminary	1978140P0	1	1
Obstetrics-Gynecology	1978220C0	6	6
Orthopaedic Surgery	1978260C0	4	4
Pathology	1978300C0	3	3
Pediatrics	1978320C0	4	4
Phys Medicine & Rehab	1978340C0	3	3
Radiology-Diagnostic	1978420C0	10	10
Radiation-Oncology	1978430C0	2	2
General Surgery	1978440C0	5	5
Surgery-Preliminary	1978440P0	2	0
Surg-Prelim/Urology	1978440P1	2	1
Medicine-Pediatrics	1978700C0	4	4
Trans/Ophthalmology	1978999P1	3	3

MINNESOTA

Abbott Northwestern-MN

MINNEAPOLIS	Code	Quota	Matched
Internal Medicine	1330140C0	8	8

Allina Fam Res Prog-MN

ST PAUL	Code	Quota	Matched
Family Medicine	1342120C0	6	6

Duluth Grad Med Ed-MN

DULUTH	Code	Quota	Matched
Family Medicine	2981120C0	10	9

Hennepin Co Med Ctr-MN

MINNEAPOLIS	Code	Quota	Matched
Emergency Medicine	1329110C0	11	11
Family Medicine	1329120C0	5	5
Internal Medicine	1329140C0	18	18
Psychiatry	1329400C0	3	3
General Surgery	1329440C0	4	4
Surgery-Preliminary	1329440P0	4	4
Medicine-Emergency Med	1329705C0	2	2
Transitional	1329999P0	10	10

Mayo School of Grad Med Educ-MN

ROCHESTER	Code	Quota	Matched
Anesthesiology	1328040A0	9	9
Anesthesiology	1328040C0	9	9
Dermatology	1328080A0	5	5
Dermatology	1328080C0	2	2
Emergency Medicine	1328110C0	8	8
Family Medicine	1328120C0	7	7
Internal Medicine	1328140C0	45	45
Int Med/CI Research	1328140C1	3	3
Medicine-Preliminary	1328140P0	5	5
Neurology	1328180A0	3	3

Neurology	1328180C0	6	6
Obstetrics-Gynecology	1328220C0	4	4
Orthopaedic Surgery	1328260C0	10	10
Otolaryngology	1328280C0	4	4
Pathology	1328300C0	4	4
Pediatrics	1328320C0	10	10
Phys Medicine & Rehab	1328340A0	6	6
Phys Medicine & Rehab	1328340C0	1	1
Psychiatry	1328400C0	9	9
Radiology-Diagnostic	1328420A0	13	13
Radiation-Oncology	1328430A0	2	2
General Surgery	1328440C0	10	10
Surgery-Preliminary	1328440P0	18	18
Surg-Prelim/Neurosurgery	1328440P1	3	3
Surg-Prelim/Urology	1328440P3	5	5

Regions Hosp/HealthPartners-MN

ST PAUL	Code	Quota	Matched
Emergency Medicine	1335110C0	9	9

U Minnesota Med School

MINNEAPOLIS	Code	Quota	Matched
Anesthesiology	1334040A0	3	3
Anesthesiology	1334040C0	3	3
Dermatology	1334080A0	5	5
Family Prac/Methodist	1334120C0	6	6
Family Prac/N Memorial	1334120C1	10	10
Family Prac/Smileys	1334120C2	6	5
Family Prac/St Johns	1334120C3	6	6
Family Med/St Josephs	1334120C4	6	6
Family Practice/Rural	1334120C5	5	1
Family Practice/St. Cloud	1334120C6	5	5
Internal Medicine	1334140C0	20	20
Medicine-Preliminary	1334140P0	2	2
Neurology	1334180C0	5	5
Obstetrics-Gynecology	1334220C0	10	10
Orthopaedic Surgery	1334260C0	8	8
Otolaryngology	1334280C0	4	4
Pathology	1334300C0	5	5
Pediatrics	1334320C0	23	23
Phys Medicine & Rehab	1334340A0	2	2
Phys Medicine & Rehab	1334340C0	2	2
Psychiatry	1334400C0	4	4
Radiology-Diagnostic	1334420A0	1	1
Radiology-Diagnostic	1334420C0	8	8
Radiation-Oncology	1334430A0	2	2
General Surgery	1334440C0	6	6
Surgery-Preliminary	1334440P0	9	6
Medicine-Pediatrics	1334700C0	12	12
Medicine-Dermatology	1334785C0	2	1

MISSISSIPPI

North Mississippi Med Ctr

TUPELO	Code	Quota	Matched
Family Medicine	1218120C0	6	4

University Hosps-Jackson-MS

JACKSON	Code	Quota	Matched
Anesthesiology	1957040C0	7	7
Emergency Medicine	1957110A0	8	7

NRMP Program Results 2007 Main Residency Match

University Hosps-Jackson-MS

EM Transitional	1957110P0	3	3
Emergency Medicine R	1957110R0	1	1
Family Medicine	1957120C0	10	6
Internal Medicine	1957140C0	19	19
Medicine-Preliminary	1957140P0	1	1
Med-Prelim/Neurology	1957140P1	4	2
Med-Prelim/Ophthalmology	1957140P2	3	3
Neurosurgery-Preliminary	1957160P0	2	2
Obstetrics-Gynecology	1957220C0	6	6
Orthopaedic Surgery	1957260C0	4	4
Otolaryngology	1957280C0	3	3
Pathology	1957300C0	3	3
Pediatrics	1957320C0	10	10
Psychiatry	1957400C0	5	5
Radiology-Diagnostic	1957420A0	5	5
General Surgery	1957440C0	5	5
Surgery-Preliminary	1957440P0	2	1
Surg-Prelim/Urology	1957440P1	2	2
Medicine-Pediatrics	1957700C0	2	2

MISSOURI

Barnes-Jewish Hosp-MO

ST LOUIS	Code	Quota	Matched
Anesthesiology	1353040A0	5	5
Anesthesiology	1353040C0	10	10
Dermatology	1353080A0	6	6
Emergency Medicine	1353110C0	12	12
Internal Medicine	1353140C0	47	47
Medicine-Preliminary	1353140P0	5	5
Neurology	1353180C0	8	8
Obstetrics-Gynecology	1353220C0	9	9
Orthopaedic Surgery	1353260C0	6	6
Otolaryngology	1353280C0	3	3
Otolaryngology/Research	1353280C1	2	2
Clinical Pathology	1353300C0	2	2
Anat/Clin & Anat Path	1353300C1	7	5
Phys Medicine & Rehab	1353340A0	2	1
Phys Medicine & Rehab	1353340C0	2	2
Plastic Surgery	1353360C0	3	3
Psychiatry	1353400C0	10	10
Radiology-Diagnostic	1353420A0	17	17
Rad-Diag/Research	1353420A1	1	1
Radiation-Oncology	1353430A0	4	4
General Surgery	1353440C0	8	8
Surgery-Preliminary	1353440P0	6	6

Childrens Mercy Hosp-MO

KANSAS CITY	Code	Quota	Matched
Pediatrics	1988320C0	24	24
Pediatrics-Preliminary	1988320P0	2	2

Cox Medical Centers-MO

SPRINGFIELD	Code	Quota	Matched
Family Practice	3167120C0	4	4

Research Medical Center-MO

KANSAS CITY	Code	Quota	Matched
Family Medicine	2984120C0	12	6

St Johns Mercy Med Ctr-MO

ST LOUIS	Code	Quota	Matched
Family Medicine	1362120C0	6	6
Internal Medicine	1362140C0	7	7
Obstetrics-Gynecology	1362220C0	5	5
Transitional	1362999P0	11	11

St Louis Childrens-MO

ST LOUIS	Code	Quota	Matched
Pediatrics	1869320C0	31	31

St Louis Univ SOM-MO

ST LOUIS	Code	Quota	Matched
Anesthesiology	1365040C0	10	10
Dermatology	1365080A0	2	2
Family Medicine	1365120C0	6	6
Internal Medicine	1365140C0	23	23
Medicine-Preliminary	1365140P0	8	8
Neurology	1365180C0	5	5
Obstetrics-Gynecology	1365220C0	6	6
Orthopaedic Surgery	1365260C0	3	3
Otolaryngology	1365280C0	2	2
Pathology	1365300C0	3	2
Pediatrics	1365320C0	13	13
Peds/Child Neurology	1365320C1	1	1
Surgery-Plastic Surg	1365360C0	2	2
Psychiatry	1365400C0	6	6
Radiology-Diagnostic	1365420A0	6	2
General Surgery	1365440C0	4	4
Surgery-Preliminary	1365440P0	5	4
Medicine-Pediatrics	1365700C0	4	4

St Lukes Hospital-St Louis-MO

ST LOUIS	Code	Quota	Matched
Internal Medicine	1364140C0	7	7
Medicine-Preliminary	1364140P0	2	2

St Marys Health Ctr-MO

ST LOUIS	Code	Quota	Matched
Internal Medicine	1999140C0	4	4
Medicine-Preliminary	1999140P0	3	3

Univ of MO-KC Programs

KANSAS CITY	Code	Quota	Matched
Anesthesiology/St. Luke's	1343040C0	6	6
Emergency Medicine	1343110C0	10	10
Family Practice	1343120C0	8	7
Family Practice/St Luke's	1343120C1	2	1
Internal Medicine	1343140C0	8	8
Medicine-Preliminary	1343140P0	11	11
Obstetrics-Gynecology	1343220C0	8	8
Orthopaedic Surgery	1343260C0	4	4
Pathology	1343300C0	2	2
Radiology-Diagnostic	1343420A0	5	5
General Surgery	1343440C0	4	4
Surgery-Preliminary	1343440P0	3	1
Medicine-Pediatrics	1343700C0	6	6

Univ of MO-KC/Western MO

KANSAS CITY	Code	Quota	Matched
Psychiatry	2075400C0	4	4

NRMP Program Results 2007 Main Residency Match

University Hosps-Columbia-MO

COLUMBIA	Code	Quota	Matched
Anesthesiology	1994040A0	1	1
Anesthesiology	1994040C0	2	2
Dermatology	1994080A0	3	3
Family Medicine	1994120C0	10	10
Internal Medicine	1994140C0	16	16
Medicine-Preliminary	1994140P0	2	2
Neurology	1994180C0	3	3
Obstetrics-Gynecology	1994220C0	3	3
Orthopaedic Surgery/5 Yr	1994260C0	4	4
Ortho Surg/Research 6 Yr	1994260C1	1	1
Otolaryngology	1994280C0	2	2
Pathology	1994300C0	2	1
Pediatrics	1994320C0	5	2
Pediatrics-Preliminary	1994320P0	1	1
Phys Medicine & Rehab	1994340A0	4	4
Plastic Surgery	1994360C0	2	2
Psychiatry	1994400C0	4	4
Radiology-Diagnostic	1994420C0	4	4
General Surgery	1994440C0	3	3
Surgery-Preliminary	1994440P0	4	1
Surgery-Prelim/Urology	1994440P1	2	1
Surg-Prelim/Neurosurgery	1994440P2	1	1
Medicine-Pediatrics	1994700C0	3	3

MONTANA

Montana Family Med-MT

BILLINGS	Code	Quota	Matched
Family Medicine	1216120C0	6	6

NEBRASKA

Clarkson Family Med-NE

OMAHA	Code	Quota	Matched
Family Medicine	3197120C0	5	5

Creighton Univ Affil-NE

OMAHA	Code	Quota	Matched
Family Practice	1372120C0	8	8
Internal Medicine	1372140C0	17	17
Medicine-Preliminary	1372140P0	8	8
Obstetrics-Gynecology	1372220C0	4	4
Pathology	1372300C0	3	3
Radiology-Diagnostic	1372420A0	3	1
General Surgery	1372440C0	4	4
Surgery-Preliminary	1372440P0	2	2

Creighton-Nebraska Hlth Fnd

OMAHA	Code	Quota	Matched
Neurology	3155180A0	2	2
Orthopaedic Surgery	3155260C0	4	4
Pediatrics	3155320C0	12	12
Psychiatry	3155400C0	8	8

Lincoln Med Ed Fdn-NE

LINCOLN	Code	Quota	Matched
Family Medicine	3021120C0	8	8

U Nebraska Affil Hosp

OMAHA	Code	Quota	Matched
Anesthesiology	1376040A0	8	8
Emergency Medicine	1376110C0	6	6
Fam Med/Grand Island	1376120C1	2	0
Fam Med/North Platte	1376120C3	2	0
Fam Med/Scottsbluff	1376120C4	2	0
Fam Med/Traditional	1376120C5	2	2
Family Med/Kearney	1376120C6	2	0
Family Med/Urban Trk	1376120C7	1	0
Family Med/Norfolk	1376120C8	2	0
Internal Medicine	1376140C0	12	12
Medicine-Preliminary	1376140P0	7	7
Nuclear Medicine	1376200A0	1	0
Obstetrics-Gynecology	1376220C0	3	3
Otolaryngology	1376280C0	2	2
Pathology	1376300C0	4	4
Radiology-Diagnostic	1376420A0	5	5
General Surgery	1376440C0	4	4
Surgery-Preliminary	1376440P0	5	3
Medicine-Pediatrics	1376700C0	2	0

NEVADA

U Nevada Affil Hosp-Las Vegas

LAS VEGAS	Code	Quota	Matched
Emergency Medicine	2028110C0	8	5
Family Medicine	2028120C0	4	1
Internal Medicine	2028140C0	10	10
Medicine-Preliminary	2028140P0	4	4
Obstetrics-Gynecology	2028220C0	3	3
Pediatrics	2028320C0	12	12
Plastic Surgery	2028360C0	1	1
Psychiatry	2028400C0	4	4
General Surgery	2028440C0	3	3
Surgery-Preliminary	2028440P0	3	3

U Nevada SOM-Reno

RENO	Code	Quota	Matched
Family Medicine	2017120C0	6	6
Internal Medicine	2017140C0	9	7
Medicine-Preliminary	2017140P0	7	5
Psychiatry	2017400C0	4	4

NEW HAMPSHIRE

Concord Hospital-NH

CONCORD	Code	Quota	Matched
Family Practice	1091120C0	3	3

Dartmouth-Hitchcock Med Ctr-NH

LEBANON	Code	Quota	Matched
Anesthesiology	1377040A0	2	1
Anesthesiology	1377040C0	5	5
Dermatology	1377080A0	2	2
Internal Medicine	1377140C0	14	14
Int Med/Research Pathway	1377140C1	2	1
Medicine-Primary	1377140M0	4	4
Medicine-Preliminary	1377140P0	3	2
Neurology	1377180A0	3	3
Obstetrics-Gynecology	1377220C0	4	4

NRMP Program Results 2007 Main Residency Match

Dartmouth-Hitchcock Med Ctr-NH

Orthopaedic Surgery	1377260C0	2	2
Ortho Surgery-CECS	1377260C1	2	2
Pathology	1377300C0	3	3
Pediatrics	1377320C0	7	7
Psychiatry	1377400C0	8	8
Radiology-Diagnostic	1377420A0	4	4
General Surgery	1377440C0	4	4
Surgery-Preliminary	1377440P0	6	2
Vascular Surgery	1377450C0	1	1

NEW JERSEY

AtlantiCare Reg Med Ctr-NJ

ATLANTIC CITY	Code	Quota	Matched
Internal Medicine	1378140C0	6	4
Medicine-Preliminary	1378140P0	6	0

Atlantic Health Sys-NJ

SUMMIT	Code	Quota	Matched
Pediatrics	3033320C0	8	8
Transitional	3033999P0	6	6

Bergen Reg Med Ctr-NJ

PARAMUS	Code	Quota	Matched
Psychiatry	1908400C0	1	1

Capital Hlth Sys Fuld-NJ

TRENTON	Code	Quota	Matched
Internal Medicine	2003140C0	4	4

Englewood Hospital-NJ

ENGLEWOOD	Code	Quota	Matched
Internal Medicine	1386140C0	3	3

Hunterdon Medical Ctr-NJ

FLEMINGTON	Code	Quota	Matched
Family Medicine	1838120C0	6	6

JFK Medical Center-NJ

EDISON	Code	Quota	Matched
Family Medicine	3043120C0	3	3

Jersey City Medical Ctr-NJ

JERSEY CITY	Code	Quota	Matched
Internal Medicine	1390140C0	6	6
Internal Medicine	1390140P0	2	2
Obstetrics-Gynecology	1390220C0	3	3

Jersey Shore Univ Med Ctr-NJ

NEPTUNE	Code	Quota	Matched
Internal Medicine	1395140C0	5	5
Medicine-Preliminary	1395140P0	7	4
Obstetrics-Gynecology	1395220C0	1	1
Pediatrics	1395320C0	3	3

Monmouth Medical Ctr-NJ

LONG BRANCH	Code	Quota	Matched
Internal Medicine	1392140C0	4	4
Obstetrics-Gynecology	1392220C0	1	1
Orthopaedic Surgery	1392260C0	2	2
Pediatrics	1392320C0	3	3
Radiology-Diagnostic	1392420A0	2	1

General Surgery	1392440C0	3	3
Surgery-Preliminary	1392440P0	5	5

Morristown Mem Hosp-NJ

MORRISTOWN	Code	Quota	Matched
Emergency Medicine	1394110C0	6	6
Internal Medicine	1394140C0	8	8
Medicine-Preliminary	1394140P0	6	6
Radiology-Diagnostic	1394420A0	5	5
General Surgery	1394440C0	4	4
Surgery-Preliminary	1394440P0	4	0

Mountainside Hosp-NJ

MONTCLAIR	Code	Quota	Matched
Family Practice	1393120C0	4	4
Internal Medicine	1393140C0	4	4
Medicine-Preliminary	1393140P0	2	2

Muhlenberg Reg Med Ctr-NJ

PLAINFIELD	Code	Quota	Matched
Internal Medicine	1407140C0	9	9

Newark Beth Israel Med Ctr-NJ

NEWARK	Code	Quota	Matched
Emergency Medicine	1397110C0	7	7
Internal Medicine	1397140C0	8	8
Medicine-Preliminary	1397140P0	3	3
Obstetrics-Gynecology	1397220C0	3	3
Ob-Gyn/Preliminary	1397220P0	1	1
Pediatrics	1397320C0	6	6
Radiology-Diagnostic	1397420A0	2	2
Medicine-Pediatrics	1397700C0	3	3

Overlook Hospital-NJ

SUMMIT	Code	Quota	Matched
Family Practice	1408120C0	4	4
Internal Medicine	1408140C0	1	1

Raritan Bay Med Ctr-NJ

PERTH AMBOY	Code	Quota	Matched
Internal Medicine	1873140C0	8	8

Seton Hall Univ Grad Med Ed-NJ

SOUTH ORANGE	Code	Quota	Matched
Internal Medicine	3194140C0	4	4
Internal Med/St Francis	3194140C1	8	0
Neurology	3194180A0	4	4
Psychiatry	3194400C0	1	1
General Surgery	3194440C0	2	2
Surgery-Preliminary	3194440P0	3	3

Somerset Medical Ctr-NJ

SOMERVILLE	Code	Quota	Matched
Family Medicine	1934120C0	5	2

St Barnabas Med Ctr-NJ

LIVINGSTON	Code	Quota	Matched
Anesthesiology	1396040C0	4	4
Internal Medicine	1396140C0	3	3
Medicine-Preliminary	1396140P0	3	3
Obstetrics-Gynecology	1396220C0	5	5
Pathology	1396300C0	3	2

NRMP Program Results 2007 Main Residency Match

St Barnabas Med Ctr-NJ

Radiology-Diagnostic	1396420A0	4	4
General Surgery	1396440C0	4	4
Surgery-Preliminary	1396440P0	7	0
Transitional	1396999P0	9	9

St Josephs Reg Med Ctr-NJ

PATERSON	Code	Quota	Matched
Anesthesiology	1406040A0	3	3
Family Practice	1406120C0	2	2
Orthopaedic Surgery	1406260C0	2	2
Pediatrics	1406320C0	4	4

St Peters University Hosp-NJ

NEW BRUNSWICK	Code	Quota	Matched
Internal Medicine	3211140C0	4	4
Medicine-Preliminary	3211140P0	4	4
Pediatrics	3211320C0	3	3

UMDNJ-New Jersey Med-Newark

NEWARK	Code	Quota	Matched
Anesthesiology	1398040A0	9	7
Dermatology	1398080A0	2	2
Emergency Medicine	1398110C0	6	6
Family Practice/St Mary	1398120C0	8	8
Internal Medicine	1398140C0	19	19
Medicine-Preliminary	1398140P0	8	8
Med-Prelim/Neurology	1398140P2	4	4
Neurology	1398180A0	4	4
Obstetrics-Gynecology	1398220C0	7	7
Orthopaedic Surgery	1398260C0	5	5
OrthoSurg/Research	1398260C1	1	1
Otolaryngology	1398280C0	2	2
Pathology	1398300C0	3	3
Pediatrics	1398320C0	14	10
Phys Medicine & Rehab	1398340A0	7	7
Surgery-Plastic Surgery	1398360C0	2	2
Psychiatry	1398400C0	6	6
Radiology-Diagnostic	1398420A0	4	4
General Surgery	1398440C0	8	8
Surgery-Preliminary	1398440P0	6	5
Surg-Prelim/Neurosurgery	1398440P1	2	2
Surg-Prelim/Urology	1398440P2	2	2
Medicine-Pediatrics	1398700C0	4	4

UMDNJ-R W Johnson-Camden

CAMDEN	Code	Quota	Matched
Anesthesiology	1380040A0	3	3
Dermatology	1380080A0	1	1
Emergency Medicine	1380110C0	9	9
Internal Medicine	1380140C0	13	13
Medicine-Preliminary	1380140P0	6	6
Obstetrics-Gynecology	1380220C0	4	4
Pediatrics	1380320C0	7	7
Psych/Cooper Hosp	1380400C0	2	2
Psych/Atlantic City MC	1380400C1	3	3
Radiology-Diagnostic	1380420A0	3	3
General Surgery	1380440C0	3	3

UMDNJ-R W Johnson-Piscataway

NEW BRUNSWICK	Code	Quota	Matched
Anesthesiology	2918040A0	8	8
Dermatology	2918080A0	1	1
Family Practice/A-Prog	2918120C0	4	4
Family Pract/CentraState	2918120C2	4	4
Internal Medicine	2918140C0	23	23
Medicine-Preliminary	2918140P0	7	7
Obstetrics-Gynecology	2918220C0	5	5
Orthopaedic Surgery	2918260C0	4	3
Pathology	2918300C0	1	1
Pediatrics	2918320C0	12	12
Phys Medicine & Rehab	2918340A0	4	4
Psychiatry	2918400C0	6	6
Radiology-Diagnostic	2918420A0	5	5
Radiation Oncology	2918430A0	2	2
General Surgery	2918440C0	6	6
Surgery-Preliminary	2918440P0	4	3

Underwood-Memorial Hosp-NJ

WOODBURY	Code	Quota	Matched
Family Practice	2086120C0	2	2

Warren Hospital-NJ

PHILLIPSBURG	Code	Quota	Matched
Family Practice	2091120C0	6	6

West Jersey Health Sys-NJ

VOORHESS	Code	Quota	Matched
Family Practice	3084120C0	6	3

NEW MEXICO

Eastern NM Med Ctr-NM

ROSWELL	Code	Quota	Matched
Family Practice	1297120C0	4	4

Memorial Medical Ctr-NM

LAS CRUCES	Code	Quota	Matched
Family Practice	1214120C0	4	3

Northern NM Fam Prac-NM

SANTA FE	Code	Quota	Matched
Family Practice	1277120C0	3	3

U New Mexico SOM

ALBUQUERQUE	Code	Quota	Matched
Anesthesiology	1962040A0	0	0
Anesthesiology	1962040C0	7	7
Dermatology	1962080A0	1	1
Emergency Medicine	1962110C0	10	10
Family Practice	1962120C0	10	10
Internal Medicine	1962140C0	19	17
Medicine-Preliminary	1962140P0	9	6
Med-Prelim/Neurology	1962140P1	2	2
Neurology	1962180A0	3	3
Obstetrics-Gynecology	1962220C0	6	6
Orthopaedic Surgery	1962260C0	5	5
Otolaryngology	1962280C0	1	1
Pathology	1962300C0	5	5
Pediatrics	1962320C0	13	13

NRMP Program Results 2007 Main Residency Match

U New Mexico SOM

Psychiatry	1962400C0	8	8
Radiology-Diagnostic	1962420C0	5	5
General Surgery	1962440C0	4	4
Surg-Prelim/Urology	1962440P0	2	2
Surgery-General	1962440P1	3	3

NEW YORK

Albany Med Ctr Hosp-NY

ALBANY	Code	Quota	Matched
Anesthesiology	1414040C0	6	6
Emergency Medicine	1414110C0	10	10
Family Medicine	1414120C0	5	2
Internal Medicine	1414140C0	12	12
Medicine-Preliminary	1414140P0	6	4
Neurology	1414180C0	4	4
Obstetrics-Gynecology	1414220C0	3	3
Orthopaedic Surgery	1414260C0	4	4
Otolaryngology	1414280C0	2	2
Pathology	1414300C0	1	1
Pediatrics-Primary	1414320M0	10	10
Phys Medicine & Rehab	1414340C0	2	2
Surgery-Plastic Surg	1414360C0	1	1
Psychiatry	1414400C0	2	2
Radiology-Diagnostic	1414420A0	5	5
General Surgery	1414440C0	4	4
Surgery-Preliminary	1414440P0	4	4
Medicine-Pediatrics	1414700C0	4	4

Beth Israel Med Ctr-NY

NEW YORK	Code	Quota	Matched
Emergency Medicine	1470110C0	12	12
Family Practice	1470120C0	8	8
Internal Medicine	1470140C0	15	15
Int Med/Learn & Earn	1470140C1	5	5
Int Med/Select 3-Yr	1470140C2	3	3
Medicine-Preliminary	1470140P0	16	16
Med-Prelim/Neurology	1470140P1	1	1
Neurology	1470180A0	2	2
Obstetrics-Gynecology	1470220C0	5	5
Psychiatry	1470400C0	11	9
Radiology-Diagnostic	1470420A0	6	6
General Surgery	1470440C0	3	3
Surgery-Preliminary	1470440P0	14	6

Bronx Lebanon Hosp-NY

BRONX	Code	Quota	Matched
Family Practice	1471120C0	10	10
Internal Medicine	1471140C0	16	16
Obstetrics-Gynecology	1471220C0	3	3
Pediatrics-Primary	1471320M0	3	3
Radiology-Diagnostic	1471420A0	2	2
General Surgery	1471440C0	3	3
Surgery-Preliminary	1471440P0	4	4

Brookdale Hosp Med Ctr-NY

BROOKLYN	Code	Quota	Matched
Medicine-Primary	1419140M0	4	4
Medicine-Preliminary	1419140P0	4	1

General Surgery	1419440C0	3	3
Surgery-Preliminary	1419440P0	1	0

Brooklyn Hosp Ctr-NY

BROOKLYN	Code	Quota	Matched
Emergency Medicine	1420110C0	6	6
Family Practice	1420120C0	2	2
Medicine-Primary	1420140M0	2	2
Obstetrics-Gynecology	1420220C0	1	1
Pediatrics	1420320C0	4	4
General Surgery	1420440C0	3	3
Surgery-Preliminary	1420440P0	2	2

Columbia Bassett-NY

COOPERSTOWN	Code	Quota	Matched
Medicine-Primary	1438140M0	1	1

Coney Island Hospital-NY

BROOKLYN	Code	Quota	Matched
Internal Medicine	1422140C0	4	4

Creedmoor Psych Ctr-NY

QUEENS VILLAGE	Code	Quota	Matched
Psychiatry	2599400C0	1	1

Einstein/Jacobi Med Ctr-NY

BRONX	Code	Quota	Matched
Emergency Medicine	3172110C0	18	18
Internal Medicine	3172140C0	20	20
Int Med/Sabbath Observed	3172140C1	3	3
Gen Int Med/Women's Hlth	3172140C2	1	1
Medical Science Pathway	3172140C3	0	0
Medicine-Primary	3172140M0	1	1
Medicine-Preliminary	3172140P0	5	5
Pediatrics	3172320C0	13	13
Radiology-Diagnostic	3172420A0	4	4

Einstein/Montefiore Med Ctr-NY

BRONX	Code	Quota	Matched
Anesthesiology	3153040A0	15	15
Dermatology	3153080A0	3	3
Family Practice	3153120C0	10	10
Internal Medicine	3153140C0	37	37
Internal Med/Social	3153140C1	5	5
Medicine-Primary	3153140M0	5	5
Medicine-Preliminary	3153140P0	15	15
Med Prelim/Neurology	3153140P1	1	1
Neurology	3153180A0	9	9
Obstetrics-Gynecology	3153220C0	9	9
Orthopaedic Surgery	3153260C0	6	6
Otolaryngology	3153280C0	4	4
Pathology	3153300C0	5	4
Pediatrics	3153320C0	19	19
Peds-Primary/Social	3153320M0	4	4
Phys Medicine & Rehab	3153340A0	6	6
Psychiatry	3153400C0	11	11
Radiology-Diagnostic	3153420A0	9	9
Radiation Oncology	3153430A0	1	0
General Surgery	3153440C0	6	6
Surgery-Preliminary	3153440P0	10	3

NRMP Program Results 2007 Main Residency Match

Flushing Hospital Med Ctr-NY

FLUSHING	Code	Quota	Matched
Internal Medicine	1445140C0	4	4
Medicine-Preliminary	1445140P0	6	6
Ob-Gyn/Preliminary	1445220P0	1	1
Pediatrics-Primary	1445320M0	2	0
Transitional	1445999P0	10	10

Forest Hills-N Shore LIJ Hlth Sys-NY

FOREST HILLS	Code	Quota	Matched
Internal Medicine	2062140C0	12	12
Medicine-Preliminary	2062140P0	2	2

Harlem Hospital Ctr-NY

NEW YORK	Code	Quota	Matched
Internal Medicine	1478140C0	23	23
Pediatrics	1478320C0	8	8
Psychiatry	1478400C0	5	5
Radiology-Diagnostic	1478420A0	3	3
General Surgery	1478440C0	3	3
Surgery-Preliminary	1478440P0	4	4

Hosp For Special Surg-NY

NEW YORK	Code	Quota	Matched
Orthopaedic Surgery	3128260C0	8	8

Interfaith Med Ctr-NY

BROOKLYN	Code	Quota	Matched
Medicine-Primary	1425140M0	2	2

Jamaica Hosp Med Ctr-NY

JAMAICA	Code	Quota	Matched
Family Medicine	1449120C0	9	9
Internal Medicine	1449140C0	3	2

Kingsbrook Jewish Med-NY

BROOKLYN	Code	Quota	Matched
Internal Medicine	1476140C0	3	3
Phys Medicine & Rehab	1476340A0	4	4

Lenox Hill Hospital-NY

NEW YORK	Code	Quota	Matched
Internal Medicine	1483140C0	20	20
Medicine-Preliminary	1483140P0	18	18
Obstetrics-Gynecology	1483220C0	3	3
Orthopaedic Surgery	1483260C0	2	2
Radiology-Diagnostic	1483420A0	3	3
General Surgery	1483440C0	2	2
Surgery-Preliminary	1483440P0	8	4

Lincoln Medical Ctr-NY

BRONX	Code	Quota	Matched
Emergency Medicine	1484110A0	10	10
Internal Medicine	1484140C0	29	29
Obstetrics-Gynecology	1484220C0	3	3
Pediatrics-Primary	1484320M0	5	5

Long Island Coll Hosp-NY

BROOKLYN	Code	Quota	Matched
Internal Medicine	1427140C0	3	1
Medicine-Preliminary	1427140P0	6	1
Obstetrics-Gynecology	1427220C0	3	3

Pediatrics	1427320C0	6	6
Radiology-Diagnostic	1427420A0	3	3

Long Island Jewish Med Ctr-NY

NEW HYDE PARK	Code	Quota	Matched
Emergency Medicine	1963110C0	9	9
Internal Medicine	1963140C0	13	13
Medicine-Preliminary	1963140P0	12	12
Neurology	1963180A0	7	7
Obstetrics-Gynecology	1963220C0	5	5
Orthopaedic Surgery	1963260C0	3	3
Phys Medicine & Rehab	1963340A0	4	2
Psychiatry	1963400C0	16	16
Radiology-Diagnostic	1963420A0	5	5
Medicine-Emergency Med	1963705C0	2	2

Lutheran Medical Ctr-NY

BROOKLYN	Code	Quota	Matched
Family Practice	1430120C0	1	1
Internal Medicine	1430140C0	2	0
Obstetrics-Gynecology	1430220C0	3	3

Maimonides Med Ctr-NY

BROOKLYN	Code	Quota	Matched
Anesthesiology	1428040A0	4	4
Emergency Medicine	1428110C0	9	9
Internal Medicine	1428140C0	24	24
Medicine-Preliminary	1428140P0	12	9
Obstetrics-Gynecology	1428220C0	2	2
Orthopaedic Surgery	1428260C0	2	2
Pediatrics-Primary	1428320M0	12	12
Psychiatry	1428400C0	2	2
Radiology-Diagnostic	1428420A0	4	4
General Surgery	1428440C0	5	5
Surgery-Preliminary	1428440P0	4	4
Transitional	1428999P0	10	10

Mary Imogene Bassett-NY

COOPERSTOWN	Code	Quota	Matched
Internal Medicine	1442140C0	2	2
Medicine-Preliminary	1442140P0	2	1
General Surgery	1442440C0	2	2
Surgery-Preliminary	1442440P0	2	1
Transitional	1442999P0	6	6

Memorial Sloan-Kettering-NY

NEW YORK	Code	Quota	Matched
Radiation-Oncology	1466430A0	4	4
Transitional	1466999P0	12	12

Metropolitan Hosp Ctr-NY

NEW YORK	Code	Quota	Matched
Emergency Medicine	1473110C0	6	6
Internal Medicine	1473140C0	4	4
Medicine-Preliminary	1473140P0	3	3
Obstetrics-Gynecology	1473220C0	4	4
Pediatrics	1473320C0	7	7
Psychiatry	1473400C0	6	1

NRMP Program Results 2007 Main Residency Match

Mid-Hudson Fam Health-NY

KINGSTON	Code	Quota	Matched
Family Practice	2004120C0	6	6

Mt Sinai Hospital-NY

NEW YORK	Code	Quota	Matched
Anesthesiology	1490040A0	18	18
Dermatology	1490080A0	2	2
Emergency Medicine	1490110C0	12	12
Medical Genetics	1490130C0	1	1
Internal Medicine	1490140C0	35	35
Research Medicine	1490140C1	4	4
Medicine-Preliminary	1490140P0	16	16
Neurology	1490180A0	6	6
Obstetrics-Gynecology	1490220C0	7	7
Orthopaedic Surgery	1490260C0	3	3
Otolaryngology	1490280C0	4	4
Pathology	1490300C0	5	5
Pediatrics-Primary	1490320M0	15	15
Phys Medicine & Rehab	1490340A0	6	6
Plastic Surgery	1490360C0	2	2
Psychiatry	1490400C0	11	11
Radiology-Diagnostic	1490420A0	6	6
Radiation-Oncology	1490430A0	2	2
General Surgery	1490440C0	6	6
Surgery-Preliminary	1490440P0	22	22
Medicine-Pediatrics	1490700C0	4	4
Peds/Psych/Child Psych	1490730C0	2	2
Pediatrics-Medical Genetics	1490765C0	1	0
Medicine-Medical Genetics	1490766C0	0	0

Mt Sinai SOM-Elmhurst-NY

ELMHURST	Code	Quota	Matched
Medicine-Primary	1491140M0	8	8
Medicine-Preliminary	1491140P0	6	6
Pediatrics-Primary	1491320M0	4	4
Psychiatry	1491400C0	4	4

Mt Sinai SOM/Cabrini-NY

NEW YORK	Code	Quota	Matched
Internal Medicine	1472140C0	10	10
Medicine-Preliminary	1472140P0	17	15
Psychiatry	1472400C0	1	1
General Surgery	1472440C0	1	1
Surgery-Preliminary	1472440P0	2	1

N Shore U-Manhasset-NY

MANHASSET	Code	Quota	Matched
Emergency Medicine	1467110C0	10	10
Internal Medicine	1467140C0	20	20
Medicine-Preliminary	1467140P0	6	6
Obstetrics-Gynecology	1467220C0	5	5
Radiology-Diagnostic	1467420A0	5	5

NSUH-LIJ-Glen Cove Hosp-NY

GLEN COVE	Code	Quota	Matched
Family Practice	1446120C0	1	1

NY Hosp/Med Ctr Queens

FLUSHING	Code	Quota	Matched
Emergency Medicine	1822110C0	10	10

Internal Medicine	1822140C0	19	19
Medicine-Preliminary	1822140P0	14	14
Radiation-Oncology	1822430A0	1	1
General Surgery	1822440C0	3	3
Surgery-Preliminary	1822440P0	6	3
Transitional	1822999P0	12	12

NY Med Col Brklyn/Queens SVCMC

JAMAICA	Code	Quota	Matched
Family Practice	1450120C0	7	7
Internal Medicine	1450140C0	15	15
Medicine-Preliminary	1450140P0	5	4
Obstetrics-Gynecology	1450220C0	3	3
Orthopaedic Surgery	1450260C0	3	3
General Surgery	1450440C0	2	2
Surgery-Preliminary	1450440P0	3	3

NY Med Coll/St Joseph-NY

YONKERS	Code	Quota	Matched
Family Practice	1525120C0	10	10

NY Methodist Hospital-NY

BROOKLYN	Code	Quota	Matched
Anesthesiology	1429040A0	1	0
Emergency Medicine	1429110C0	10	10
Internal Medicine	1429140C0	10	1
Medicine-Primary	1429140M0	10	0
Obstetrics-Gynecology	1429220C0	3	3
General Surgery	1429440C0	3	3
Surgery-Preliminary	1429440P0	5	4

NYP Hosp-Columbia Univ Med Ctr-NY

NEW YORK	Code	Quota	Matched
Anesthesiology	1495040A0	24	24
Dermatology	1495080A0	3	3
Family Practice	1495120C0	6	6
Internal Medicine	1495140C0	39	39
Internal Medicine/Research	1495140C1	1	1
Medicine-Primary	1495140M0	4	4
Medicine-Preliminary	1495140P0	6	6
Med-Prelim/Neurology	1495140P1	1	1
Neurology	1495180A0	10	10
Obstetrics-Gynecology	1495220C0	5	5
Orthopaedic Surgery	1495260C0	5	5
Ortho Surg/Research	1495260C1	1	1
Otolaryngology	1495280C0	4	4
Pathology	1495300C0	3	3
Pediatrics	1495320C0	20	20
PM & R/Colum-Cornell	1495340A0	8	8
Psych-Columbia-NYPH-PG2 Entry	1495400A0	1	1
Psychiatry-Columbia-NYPH	1495400C0	11	11
Radiology-Diagnostic	1495420A0	6	6
Radiation-Oncology	1495430A0	2	2
General Surgery	1495440C0	7	7
Surgery-Preliminary	1495440P0	9	9
Surgery-Plastic Surgery	1495440P1	1	1
Surg Prelim/Undesignated	1495440P2	1	1

NYP Hosp-Weill Cornell Med Ctr-NY

NEW YORK	Code	Quota	Matched
Anesthesiology	1492040C0	16	14

NRMP Program Results 2007 Main Residency Match

NYP Hosp-Weill Cornell Med Ctr-NY

Dermatology	1492080A0	4	4
Emergency Medicine	1492110C0	10	10
Internal Medicine	1492140C0	35	35
Internal Med/Research	1492140C1	3	3
Medicine-Primary	1492140M0	4	4
Neurology	1492180C0	6	6
Obstetrics-Gynecology	1492220C0	6	6
Pathology	1492300C0	7	7
Pediatrics	1492320C0	20	20
Surgery-Plastic Surg	1492360C0	1	1
Psych/Payne Whitney	1492400C0	11	11
Radiology-Diagnostic	1492420A0	9	9
General Surgery	1492440C0	8	8
Surgery-Preliminary	1492440P0	14	7

NYU Med Ctr/Hosp Joint Diseases

NEW YORK	Code	Quota	Matched
Orthopaedic Surgery	1366260C0	12	12

NYU School Of Medicine

NEW YORK	Code	Quota	Matched
Anesthesiology	2978040A0	19	19
Dermatology	2978080A0	8	8
Emergency Medicine	2978110C0	15	15
Internal Medicine	2978140C0	41	41
Medicine-Primary	2978140M0	8	8
Medicine-Preliminary	2978140P0	15	15
Neurology	2978180A0	7	7
Obstetrics-Gynecology	2978220C0	7	7
Otolaryngology	2978280C0	4	4
Pathology	2978300C0	4	4
Pathology-Clinical	2978300C1	1	1
Pediatrics	2978320C0	18	18
Pediatrics-Preliminary	2978320P0	1	1
Peds-Prelim/One Year	2978320P1	1	1
Phys Medicine & Rehab	2978340A0	13	10
Plastic Surgery	2978360C0	2	2
Psychiatry	2978400C0	15	15
Radiology-Diagnostic	2978420A0	9	9
Radiation-Oncology	2978430A0	2	2
General Surgery	2978440C0	9	9
Surgery-Preliminary	2978440P0	7	7
Psychiatry-Neurology	2978755C0	1	0

Nassau Univ Med Ctr-NY

EAST MEADOW	Code	Quota	Matched
Anesthesiology	1448040A0	1	0
Internal Medicine	1448140C0	18	18
Medicine-Preliminary	1448140P0	9	5
Obstetrics-Gynecology	1448220C0	4	4
Pathology	1448300C0	3	3
Pediatrics	1448320C0	10	10
Phys Medicine & Rehab	1448340A0	3	3
Psychiatry	1448400C0	2	2
Radiology-Diagnostic	1448420A0	4	4
General Surgery	1448440C0	3	3
Surgery-Preliminary	1448440P0	6	6

New York Downtown Hosp-NY

NEW YORK	Code	Quota	Matched
Internal Medicine	1875140C0	3	3
Medicine-Preliminary	1875140P0	5	5
Obstetrics-Gynecology	1875220C0	2	2

New York Eye And Ear Infirmary

NEW YORK	Code	Quota	Matched
Otolaryngology	1098280C0	4	4

North General Hosp-NY

NEW YORK	Code	Quota	Matched
Medicine-Primary Care	1479140C0	6	6
Psychiatry	1479400C0	1	1

North Shore-LIJ Health Sys-NY

GREAT NECK	Code	Quota	Matched
Pediatrics	1700320C0	31	30
Gen Surgery/Manhasset	1700440C0	8	8
Surgery-Prelim/Manhasset	1700440P0	18	18

Our Lady of Mercy Med Ctr-NY

BRONX	Code	Quota	Matched
Internal Medicine	1486140C0	5	5
Obstetrics-Gynecology	1486220C0	2	2
General Surgery	1486440C0	3	3
Surgery-Preliminary	1486440P0	3	1

Queens Hosp/Mt Sinai-NY

JAMAICA	Code	Quota	Matched
Internal Medicine	1489140C0	10	10
Medicine Preliminary	1489140P0	6	1
Obstetrics-Gynecology	1489220C0	3	3

Rochester Gen Hosp-NY

ROCHESTER	Code	Quota	Matched
Internal Medicine	1509140C0	8	8
Obstetrics-Gynecology	1509220C0	3	3
Radiology-Diagnostic	1509420A0	4	4

SUNY HSC Brooklyn-NY

BROOKLYN	Code	Quota	Matched
Anesthesiology	1426040A0	12	12
Anesthesiology	1426040C0	6	4
Dermatology	1426080A0	5	5
Emergency Medicine	1426110C0	13	13
Family Practice	1426120C0	6	5
Internal Medicine	1426140C0	40	40
Medicine-Preliminary	1426140P0	9	9
Neurology	1426180A0	6	6
Obstetrics-Gynecology	1426220C0	6	6
Orthopaedic Surgery	1426260C0	6	6
Otolaryngology	1426280C0	3	3
Pathology	1426300C0	4	3
Pediatrics	1426320C0	24	24
Pediatrics-Preliminary	1426320P0	1	1
Phys Medicine & Rehab	1426340A0	6	6
Psychiatry	1426400C0	4	4
Radiology-Diagnostic	1426420A0	7	7

NRMP Program Results 2007 Main Residency Match

SUNY HSC Brooklyn-NY

Radiation Oncology	1426430A0	3	3
General Surgery	1426440C0	8	8
Surgery-Preliminary	1426440P0	15	2
Medicine-Emergency Med	1426705C0	4	4

SUNY Upstate Med University

SYRACUSE	Code	Quota	Matched
Anesthesiology	1516040A0	10	3
Emergency Medicine	1516110C0	10	10
Internal Medicine	1516140C0	16	16
Medicine-Preliminary	1516140P0	7	7
Neurology	1516180A0	5	5
Obstetrics-Gynecology	1516220C0	5	5
Orthopaedic Surgery	1516260C0	4	4
Otolaryngology	1516280C0	3	3
Pathology	1516300C0	2	1
Pediatrics	1516320C0	12	12
Phys Medicine & Rehab	1516340A0	4	1
Psychiatry	1516400C0	5	5
Radiology-Diagnostic	1516420A0	6	6
Radiation-Oncology	1516430A0	2	0
General Surgery	1516440C0	5	5
Surgery-Preliminary	1516440P0	8	7

So Nassau Comm Hosp-NY

OCEANSIDE	Code	Quota	Matched
Family Medicine	3067120C0	2	2

Sound Shore Med Ctr-NY

NEW ROCHELLE	Code	Quota	Matched
Internal Medicine	1459140C0	5	5
Medicine-Preliminary	1459140P0	4	4
General Surgery	1459440C0	3	3
Surgery-Preliminary	1459440P0	3	3
Transitional	1459999P0	4	4

St Barnabas Hosp-NY

BRONX	Code	Quota	Matched
Internal Medicine	3113140C0	2	0
Pediatrics	3113320C0	2	0

St Clares Hospital-NY

SCHENECTADY	Code	Quota	Matched
Family Medicine	1513120C0	4	4

St Elizabeth Med Ctr-NY

UTICA	Code	Quota	Matched
Family Practice	3064120C0	3	3

St Josephs-Syracuse-NY

SYRACUSE	Code	Quota	Matched
Family Medicine	1518120C0	6	3
Transitional	1518999P0	5	5

St Lukes-Roosevelt-NY

NEW YORK	Code	Quota	Matched
Anesthesiology	2070040A0	10	10
Dermatology	2070080A0	3	3
Emergency Medicine	2070110C0	14	14
Internal Medicine	2070140C0	45	45

Medicine-Preliminary	2070140P0	23	23
Obstetrics-Gynecology	2070220C0	6	6
Orthopaedic Surgery	2070260C0	3	3
Pathology	2070300C0	1	1
Psychiatry	2070400C0	9	9
Radiology-Diagnostic	2070420A0	6	6
General Surgery	2070440C0	5	5
Surgery-Preliminary	2070440P0	7	5

St Vincents Cath Med Ctr-NY

STATEN ISLAND	Code	Quota	Matched
Internal Medicine	1514140C0	9	9
Medicine-Preliminary	1514140P0	5	4
Med-Prelim/Shabbas	1514140P1	2	2
Obstetrics-Gynecology	1514220C0	1	1
Pediatrics	1514320C0	6	4
Radiology-Diagnostic	1514420A0	2	2

St Vincents Hospital-NY

NEW YORK	Code	Quota	Matched
Anesthesiology	1500040C0	5	5
Internal Medicine	1500140C0	13	13
Medicine-Primary	1500140M0	3	3
Medicine-Preliminary	1500140P0	15	15
Neurology	1500180A0	4	4
Obstetrics-Gynecology	1500220C0	1	1
Ob-Gyn/Preliminary	1500220P0	1	1
Pediatrics	1500320C0	5	1
Phys Medicine & Rehab	1500340A0	3	3
Psychiatry	1500400C0	8	8
Radiology-Diagnostic	1500420A0	3	3
General Surgery	1500440C0	6	6
Surgery-Preliminary	1500440P0	7	7
Medicine-Pediatrics	1500700C0	4	3
Transitional	1500999P0	15	15

Staten Island U Hosp-NY

STATEN ISLAND	Code	Quota	Matched
Medicine-Primary	1515140M0	14	14
Medicine-Preliminary	1515140P0	16	16
Obstetrics-Gynecology	1515220C0	3	3
Radiology-Diagnostic	1515420A0	4	4
General Surgery	1515440C0	3	3
Surgery-Preliminary	1515440P0	3	3

Stony Brook Teach Hosps-NY

STONY BROOK	Code	Quota	Matched
Anesthesiology	2919040A0	10	4
Dermatology	2919080A0	3	3
Emergency Medicine	2919110C0	10	10
Family Practice	2919120C0	7	7
Internal Medicine	2919140C0	22	22
Medicine-Primary	2919140M0	3	3
Medicine-Preliminary	2919140P0	10	10
Neurology	2919180A0	4	4
Obstetrics-Gynecology	2919220C0	5	5
Orthopaedic Surgery	2919260C0	5	5
Otolaryngology	2919280C0	1	1
Pathology	2919300C0	1	1
Pediatrics	2919320C0	8	7

NRMP Program Results 2007 Main Residency Match

Stony Brook Teach Hosps-NY

Phys Medicine & Rehab	2919340A0	3	3
Psychiatry	2919400C0	6	3
Radiology-Diagnostic	2919420A0	5	5
General Surgery	2919440C0	6	6
Surgery-Preliminary	2919440P0	8	0
Surg-Prelim/Urology	2919440P1	1	1
Medicine-Pediatrics	2919700C0	3	3
Medicine-Neurology	2919745C0	1	1

U Rochester/Strong Mem-NY

ROCHESTER	Code	Quota	Matched
Anesthesiology	1511040A0	5	5
Anesthesiology	1511040C0	7	7
Dermatology	1511080A0	3	3
Emergency Medicine	1511110C0	12	12
Family Medicine/Urban	1511120C0	6	6
Family Med/Inner City	1511120C1	2	2
Internal Medicine	1511140C0	20	20
Medicine-Preliminary	1511140P0	4	4
Neurology	1511180C0	5	5
Obstetrics-Gynecology	1511220C0	8	8
Orthopaedic Surgery	1511260C0	5	5
Ortho Surg/ Research	1511260C1	1	1
Otolaryngology	1511280C0	2	2
Pathology	1511300C0	4	4
Pediatrics	1511320C0	15	15
Phys Medicine & Rehab	1511340C0	3	2
Plastic Surgery	1511360C0	2	2
Psychiatry	1511400C0	4	4
Radiology-Diagnostic	1511420A0	9	9
Radiology/Vascular A	1511420A1	1	1
General Surgery	1511440C0	6	6
Surgery-Preliminary	1511440P0	3	3
Medicine-Pediatrics	1511700C0	8	8

Unity Health System-NY

ROCHESTER	Code	Quota	Matched
Medicine-Primary	1510140C0	8	8
Medicine-Preliminary	1510140P0	2	2

University at Buffalo

BUFFALO	Code	Quota	Matched
Anesthesiology	3099040C0	8	8
Dermatology	3099080A0	2	2
Emergency Medicine	3099110C0	12	12
Fam Prac/Buffalo Gen	3099120C0	2	2
Fam Prac/Erie Cty Med	3099120C1	2	2
Fam Prac/Millard Fill	3099120C2	3	3
Fam Prac/Niagara Falls	3099120C3	3	3
Internal Medicine	3099140C0	17	17
Internal Med/Sisters	3099140C5	9	9
Medicine-Preliminary	3099140P1	5	5
Med-Prelim/PM&R	3099140P2	3	3
Med-Prelim/Sisters	3099140P4	5	5
Neurology	3099180C0	2	2
Obstetrics-Gynecology	3099220C0	9	9
Obstetrics-Gyn/Sisters	3099220C1	2	2
Orthopaedic Surgery	3099260C0	4	4
Otolaryngology	3099280C0	2	2

Pathology	3099300C0	2	2
Pediatrics	3099320C0	16	16
Phys Medicine & Rehab	3099340A0	4	4
Psychiatry	3099400C0	5	5
Radiation-Oncology	3099430A0	2	2
General Surgery	3099440C0	9	9
Surgery-Preliminary	3099440P0	8	5
Medicine-Pediatrics	3099700C0	5	3
Medicine-Prevent Med	3099751C0	1	1

Westchester Med Ctr-NY

VALHALLA	Code	Quota	Matched
Anesthesiology	2998040A0	9	9
Internal Medicine	2998140C0	14	14
Medicine-Preliminary	2998140P0	12	12
Neurology	2998180A0	3	2
Orthopaedic Surgery	2998260C0	3	3
Pathology	2998300C0	1	1
Pediatrics	2998320C0	13	13
Psychiatry	2998400C0	6	6
Radiology-Diagnostic	2998420A0	4	4
General Surgery	2998440C0	4	4
Surgery-Preliminary	2998440P0	4	4

Wilson Mem Reg/UHS-NY

JOHNSON CITY	Code	Quota	Matched
Family Practice	1452120C0	4	4
Medicine-Primary	1452140M0	5	5
Transitional	1452999P0	7	7

Winthrop-Univ Hosp-NY

MINEOLA	Code	Quota	Matched
Internal Medicine	1455140C0	9	9
Medicine-Preliminary	1455140P0	15	15
Obstetrics-Gynecology	1455220C0	4	4
Pathology	1455300C0	1	1
Pediatrics	1455320C0	9	9
Radiology-Diagnostic	1455420A0	4	4

Woodhull Med Ctr-NY

BROOKLYN	Code	Quota	Matched
Medicine-Primary	3116140M0	9	9
Pediatrics-Primary	3116320M0	4	4

NORTH CAROLINA

Carolinas Med Ctr-NC

CHARLOTTE	Code	Quota	Matched
Emergency Medicine	1527110C0	11	11
Family Practice	1527120C0	6	6
Fam Prac/Urb Add Site	1527120C1	2	2
Family Practice/Rural	1527120C2	2	1
Internal Medicine	1527140C0	10	10
Medicine-Preliminary	1527140P0	6	6
Obstetrics-Gynecology	1527220C0	6	6
Orthopaedic Surgery	1527260C0	3	3
Pediatrics	1527320C0	8	8
Phys Medicine & Rehab	1527340A0	3	3
General Surgery	1527440C0	3	3
Surgery-Preliminary	1527440P0	2	0

NRMP Program Results 2007 Main Residency Match

Duke Univ Med Ctr-NC

DURHAM	Code	Quota	Matched
Anesthesiology	1529040A0	6	6
Anesthesiology	1529040C0	8	8
Dermatology	1529080A0	3	3
Emergency Medicine	1529110C0	8	8
Internal Medicine	1529140C0	43	43
Medicine-Preliminary	1529140P0	4	4
Med-Prelim/Neurology	1529140P1	2	2
Neurology	1529180A0	4	4
Obstetrics-Gynecology	1529220C0	8	8
Orthopaedic Surgery	1529260C0	8	8
Otolaryngology	1529280C0	2	2
Pathology	1529300C0	6	6
Pediatrics	1529320C0	16	16
Psychiatry	1529400C0	7	6
Radiology-Diagnostic	1529420A0	12	12
Radiation-Oncology	1529430A0	3	3
General Surgery	1529440C0	7	7
Surg-Prelim/Neurosurgery	1529440P1	2	2
Surg-Prelim/Urology	1529440P3	2	2
Medicine-Pediatrics	1529700C0	6	6
Medicine-Psychiatry	1529715C0	3	3

Moses H Cone Mem Hosp-NC

GREENSBORO	Code	Quota	Matched
Family Medicine	1943120C0	8	8
Internal Medicine	1943140C0	3	3
Medicine-Preliminary	1943140P0	4	4

Mtn Area Health Ed Ctr-NC

ASHEVILLE	Code	Quota	Matched
Family Practice	3023120C0	9	9
Fam Prac/Hendersonville	3023120C1	3	2
Obstetrics-Gynecology	3023220C0	4	4

New Hanover Reg Med Ctr-NC

WILMINGTON	Code	Quota	Matched
Family Medicine	1534120C0	2	2
Internal Medicine	1534140C0	4	4
Medicine-Preliminary	1534140P0	1	1
Obstetrics-Gynecology	1534220C0	4	0
General Surgery	1534440C0	2	2
Surgery-Preliminary	1534440P0	1	0

Northeast Med Ctr/Cabarrus-NC

CONCORD	Code	Quota	Matched
Family Medicine	1231120C0	5	4

Pitt County Mem Hosp/Brody SOM-NC

GREENVILLE	Code	Quota	Matched
Dermatology	3057080A0	2	2
Emergency Medicine	3057110C0	12	12
Family Practice	3057120C0	8	8
Internal Medicine	3057140C0	11	9
Medicine-Preliminary	3057140P0	6	6
Obstetrics-Gynecology	3057220C0	5	5
Pathology	3057300C0	2	2
Pediatrics	3057320C0	10	8
Phys Medicine & Rehab	3057340A0	2	2

Phys Medicine & Rehab	3057340C0	3	2
Psychiatry	3057400C0	6	6
General Surgery	3057440C0	4	4
Surgery-Preliminary	3057440P0	2	0
Medicine-Pediatrics	3057700C0	6	3
Medicine-Emergency Med	3057705C0	2	1
Medicine-Psychiatry	3057715C0	2	0

So Reg AHEC Fam Res-NC

FAYETTEVILLE	Code	Quota	Matched
Family Practice	3046120C0	4	0

U North Carolina Hospitals

CHAPEL HILL	Code	Quota	Matched
Anesthesiology	1900040A0	2	2
Anesthesiology	1900040C0	10	10
Dermatology	1900080A0	3	3
Emergency Medicine	1900110C0	9	9
Family Practice	1900120C0	8	8
Internal Medicine	1900140C0	23	23
Medicine-Preliminary	1900140P0	6	6
Neurology	1900180A0	4	4
Obstetrics-Gynecology	1900220C0	7	7
Orthopaedic Surgery	1900260C0	3	3
Ortho Surg/Research 6 yr	1900260C1	1	1
Otolaryngology	1900280C0	3	3
Otolaryngology/Research	1900280C1	1	1
Pathology	1900300C0	3	3
Pediatrics	1900320C0	17	17
Pediatrics-Preliminary	1900320P0	1	1
Phys Medicine & Rehab	1900340C0	3	3
Psychiatry	1900400C0	11	11
Radiology-Diagnostic	1900420A0	6	6
Radiation-Oncology	1900430A0	1	1
General Surgery	1900440C0	6	6
Surgery-Preliminary	1900440P0	9	6
Medicine-Pediatrics	1900700C0	6	6

Wake Forest Baptist Med Ctr-NC

WINSTON-SALEM	Code	Quota	Matched
Anesthesiology	1537040A0	1	1
Anesthesiology	1537040C0	11	11
Dermatology	1537080A0	3	3
Emergency Medicine	1537110C0	10	10
Family Practice	1537120C0	10	8
Internal Medicine	1537140C0	24	24
Medicine-Primary	1537140M0	4	4
Medicine-Preliminary	1537140P0	6	6
Neurology	1537180C0	4	2
Obstetrics-Gynecology	1537220C0	5	5
Orthopaedic Surgery	1537260C0	3	3
Otolaryngology	1537280C0	2	2
Pathology	1537300C0	7	6
Pediatrics	1537320C0	13	13
Plastic Surgery	1537360C0	2	2
Psychiatry	1537400C0	5	4
Radiology-Diagnostic	1537420A0	10	10
Radiation Oncology	1537430A0	1	1
General Surgery	1537440C0	5	5
Surgery-Preliminary	1537440P0	5	2

NRMP Program Results 2007 Main Residency Match

Wake Forest Baptist Med Ctr-NC

Surg-Prelim/Neurosurgery	1537440P1	2	2
Surg-Prelim/Urology	1537440P3	2	2

NORTH DAKOTA

Altru Health System-ND

GRAND FORKS	Code	Quota	Matched
Family Med/Grand Forks	1100120C0	6	4

U North Dakota SOM

FARGO	Code	Quota	Matched
Family Prac/Bismarck	1539120C1	4	4
Family Practice/Minot	1539120C2	4	4
Internal Medicine	1539140C0	1	1
Psychiatry	1539400C0	4	3
General Surgery	1539440C0	2	2
Surgery-Preliminary	1539440P0	2	0
Transitional	1539999P0	8	8

OHIO

Akron Gen Med/NEOUCOM-OH

AKRON	Code	Quota	Matched
Emergency Medicine	1542110C0	7	7
Family Practice	1542120C0	2	2
Internal Medicine	1542140C0	5	5
Medicine-Preliminary	1542140P0	4	1
Obstetrics-Gynecology	1542220C0	4	4
Orthopaedic Surgery	1542260C0	3	3
General Surgery	1542440C0	2	2
Surgery-Preliminary	1542440P1	1	0
Surg-Prelim/Urology	1542440P2	2	2
Transitional	1542999P0	4	4

Aultman Hosp/NEOUCOM-OH

CANTON	Code	Quota	Matched
Family Medicine	1544120C0	3	1
Obstetrics-Gynecology	1544220C0	3	3
Radiology-Diagnostic	1544420A0	3	3
Radiology-Diagnostic	1544420C1	1	1
Transitional	1544999P0	4	4

Barberton Cit/NEOUCOM-OH

BARBERTON	Code	Quota	Matched
Family Practice	1964120C0	2	2

Bethesda Hospital-OH

CINCINNATI	Code	Quota	Matched
Family Practice	2689120C0	3	3

Canton Affl/NEOUCOM-OH

CANTON	Code	Quota	Matched
Internal Medicine	2009140C0	5	5

Case Western/MetroHealth Med Ctr-OH

CLEVELAND	Code	Quota	Matched
Anesthesiology	1553040A0	8	8
Emergency Medicine	1553110C0	12	12
Family Medicine	1553120C0	5	5
Internal Medicine	1553140C0	16	16
Int Med/Intl Health	1553140C3	0	0
IM Physician/Scientist Path	1553140C4	0	0

Medicine-Primary	1553140M0	0	0
Medicine-Preliminary	1553140P0	12	12
Med-Prelim/Anesth	1553140P1	0	0
Obstetrics-Gynecology	1553220C0	7	7
Pathology	1553300C0	2	2
Pediatrics	1553320C0	7	7
Phys Medicine & Rehab	1553340A0	2	1
Phys Medicine & Rehab	1553340C0	3	3
Psychiatry	1553400C0	4	4
Radiology-Diagnostic	1553420A0	1	1
Radiology-Diagnostic	1553420C0	3	3
Medicine-Pediatrics	1553700C0	6	6

Case Western/Univ Hosps Cleveland-OH

CLEVELAND	Code	Quota	Matched
Anesthesiology	1552040C0	12	12
Dermatology	1552080A0	4	4
Family Medicine	1552120C0	8	5
Internal Medicine	1552140C0	24	24
Int Med/International Health	1552140C1	0	0
Int Med/Research Pathway	1552140C2	0	0
Medicine-Preliminary	1552140P0	6	6
Neurology	1552180A0	6	6
Obstetrics-Gynecology	1552220C0	5	5
Orthopaedic Surgery	1552260C0	6	6
Otolaryngology	1552280C0	3	3
Pathology	1552300C0	5	5
Pediatrics	1552320C0	22	22
Plastic Surgery	1552360C0	2	2
Psychiatry	1552400C0	8	6
Radiology-Diagnostic	1552420A0	7	7
Radiation Oncology	1552430A0	1	1
General Surgery	1552440C0	6	6
Surgery-Preliminary	1552440P0	3	1
Surg-Prelim/Neurosurg	1552440P1	3	3
Surg-Prelim/Urology	1552440P2	3	3
Medicine-Pediatrics	1552700C0	4	4
Pediatrics-Medical Genetics	1552765C0	0	0
Medicine-Medical Genetics	1552766C0	0	0

Childrens Hosp-NEOUCOM-OH

AKRON	Code	Quota	Matched
Pediatrics	1895320C0	13	13

Christ Hospital-OH

CINCINNATI	Code	Quota	Matched
Family Practice	1547120C0	6	2
Internal Medicine	1547140C0	7	7
Medicine-Preliminary	1547140P0	10	10

Cincinnati Childrens Hosp MC-OH

CINCINNATI	Code	Quota	Matched
Pediatrics	1808320C0	33	33
Pediatrics-Preliminary	1808320P0	1	1
Peds/Psych/Child Psych	1808730C0	3	3
Pediatrics-Medical Genetics	1808765C0	1	1

Cleveland Clinic Fdn-OH

CLEVELAND	Code	Quota	Matched
Anesthesiology	1968040A0	2	2
Anesthesiology	1968040C0	16	16

NRMP Program Results 2007 Main Residency Match

Cleveland Clinic Fdn-OH

Dermatology	1968080C0	3	3
Dermatology/Research	1968080C1	1	1
Internal Medicine	1968140C0	25	25
Medicine-Primary	1968140M0	1	1
Medicine-Preliminary	1968140P0	2	2
Med-Prelim/Neurology	1968140P1	7	5
Neurology	1968180A0	7	7
Orthopaedic Surgery	1968260C0	4	4
Ortho Surg/Non-Research	1968260C1	1	1
Otolaryngology	1968280C0	3	3
Pathology	1968300C0	7	7
Pediatrics	1968320C0	10	10
Peds-Prelim/Child Neurology	1968320P0	2	2
Psychiatry	1968400C0	4	4
Radiology-Diagnostic	1968420A0	8	8
Radiation-Oncology	1968430C0	2	2
General Surgery	1968440C0	4	4
Surgery-Preliminary	1968440P0	3	2
Surg-Prelim/Neuro Surg	1968440P1	3	3
Surg-Prelim/Urology	1968440P2	4	4

Clinton Memorial Hosp-OH

WILMINGTON	Code	Quota	Matched
Family Practice	1333120C0	3	2

Fairview Hospital-OH

CLEVELAND	Code	Quota	Matched
Family Practice	3187120C0	4	1
Internal Medicine	3187140C0	4	4
Medicine-Preliminary	3187140P0	2	2
General Surgery	3187440C0	3	3
Surgery-Preliminary	3187440P0	3	0

Flower Hospital-OH

SYLVANIA	Code	Quota	Matched
Family Practice	1578120C0	3	3

Good Samaritan Cinn-OH

CINCINNATI	Code	Quota	Matched
Internal Medicine	1550140C0	7	7
Medicine-Preliminary	1550140P0	5	4
Ob-Gyn/GSH Bethesda	1550220C0	8	8
General Surgery	1550440C0	4	4
Surgery-Preliminary	1550440P0	2	1

Grant Medical Center-OH

COLUMBUS	Code	Quota	Matched
Family Practice	1564120C0	11	8

Huron Hospital CCHS-OH

EAST CLEVELAND	Code	Quota	Matched
Internal Medicine	1571140C0	8	8
General Surgery	1571440C0	2	2
Surgery-Preliminary	1571440P0	4	4

Jewish Hospital-OH

CINCINNATI	Code	Quota	Matched
Internal Medicine	1551140C0	6	6
Medicine-Preliminary	1551140P0	8	8
General Surgery	1551440C0	2	2

Surgery-Preliminary 1551440P0 2 0

Kettering Med Ctr-OH

KETTERING	Code	Quota	Matched
Internal Medicine	1576140C0	10	10
Transitional	1576999P0	8	8

Miami Valley Hospital-OH

DAYTON	Code	Quota	Matched
Family Practice	1569120C0	7	4

Mount Carmel Health-OH

COLUMBUS	Code	Quota	Matched
Family Practice	1565120C0	7	1
Internal Medicine	1565140C0	6	6
Orthopaedic Surgery	1565260C0	2	2
General Surgery	1565440C0	3	3
Surgery-Preliminary	1565440P0	3	0
Transitional	1565999P0	5	5

NEOUCOM Affl Hosps-OH

AKRON	Code	Quota	Matched
Psychiatry	3049400C0	3	1

OSU/Childrens Hosp-OH

COLUMBUS	Code	Quota	Matched
Pediatrics	1351320C0	25	25

Ohio State Univ Med Ctr-OH

COLUMBUS	Code	Quota	Matched
Anesthesiology	1566040A0	4	4
Anest/Clinical Base Year	1566040C0	7	7
Dermatology	1566080C0	2	2
Emergency Medicine	1566110C0	12	12
Family Practice	1566120C0	6	5
Family Practice/Rural Trk	1566120C1	2	1
Family Practice/Urban Trk	1566120C2	2	0
Internal Medicine	1566140C0	22	22
Medicine-Preliminary	1566140P0	2	2
Neuro Surgery-Prelim	1566160P0	2	2
Neurology	1566180C0	4	4
Obstetrics-Gynecology	1566220C0	11	11
Orthopaedic Surgery	1566260C0	4	4
Ortho Surg/Research Trk	1566260C1	1	1
Otolaryngology	1566280C0	4	4
Pathology	1566300C0	3	3
Phys Medicine & Rehab	1566340A0	4	4
Phys Medicine & Rehab	1566340C0	2	2
Plastic Surgery	1566360C0	2	2
Psychiatry	1566400C0	6	6
Radiology-Diagnostic	1566420A0	7	7
Radiation-Oncology	1566430A0	1	1
General Surgery	1566440C0	6	6
Surgery-Preliminary	1566440P0	3	0
Surg-Prelim/Urology	1566440P1	3	3
Medicine-Pediatrics	1566700C0	8	8

Riverside Methodist-OH

COLUMBUS	Code	Quota	Matched
Family Practice	1567120C0	6	6
Internal Medicine	1567140C0	12	12

NRMP Program Results 2007 Main Residency Match

Riverside Methodist-OH

Medicine-Preliminary	1567140P0	12	12
Obstetrics-Gynecology	1567220C0	4	4
General Surgery	1567440C0	2	2
Surgery-Preliminary	1567440P0	4	1
Transitional	1567999P0	12	12

St Elizabeth/NEOUCOM-OH

YOUNGSTOWN	Code	Quota	Matched
Family Practice	1584120C0	3	3
Internal Medicine	1584140C0	4	4
General Surgery	1584440C0	3	3
Transitional	1584999P0	4	4

St Vincent Charity/St Lukes-OH

CLEVELAND	Code	Quota	Matched
Medicine-Preliminary	1560140P0	1	1

St Vincent Mercy Med Ctr-OH

TOLEDO	Code	Quota	Matched
Emergency Medicine	1580110C0	11	11
Family Practice	1580120C0	4	1
Internal Medicine	1580140C0	5	5
Transitional	1580999P0	8	8

Summa Health/NEOUCOM-OH

AKRON	Code	Quota	Matched
Emergency Medicine	1541110C0	9	9
Family Medicine	1541120C0	6	4
Internal Medicine	1541140C0	7	7
Medicine-Preliminary	1541140P0	7	2
Obstetrics-Gynecology	1541220C0	5	5
Orthopaedic Surgery	1541260C0	3	3
Pathology	1541300C0	2	2
General Surgery	1541440C0	3	3
Surgery-Preliminary	1541440P0	1	0
Transitional	1541999P0	9	9

The University of Toledo-OH

TOLEDO	Code	Quota	Matched
Anesthesiology	1579040A0	1	1
Anesthesiology	1579040C0	4	4
Family Practice	1579120C0	2	2
Internal Medicine	1579140C0	7	7
Medicine-Preliminary	1579140P0	4	4
Neurology	1579180C0	2	2
Obstetrics-Gynecology	1579220C0	3	3
Orthopaedic Surgery	1579260C0	3	3
Pathology	1579300C0	3	3
Pediatrics	1579320C0	8	7
Phys Medicine & Rehab	1579340A0	2	1
Psychiatry	1579400C0	2	2
Radiology-Diagnostic	1579420A0	3	3
General Surgery	1579440C0	3	3
Surgery-Preliminary	1579440P0	1	0
Urology - Prelim	1579480P0	2	2

Toledo Hospital-OH

TOLEDO	Code	Quota	Matched
Family Practice	1583120C0	6	2

University Hosp-Cincinnati-OH

CINCINNATI	Code	Quota	Matched
Anesthesiology	1548040C0	5	5
Dermatology	1548080C0	3	3
Derm/Peds PGY-1	1548080C1	1	1
Emergency Medicine	1548110C0	12	12
Internal Medicine	1548140C0	22	22
Internal Med/Clinical Sci	1548140C1	1	0
Medicine-Preliminary	1548140P0	4	4
Neurology	1548180C0	4	4
Obstetrics-Gynecology	1548220C0	7	7
Orthopaedic Surgery	1548260C0	4	4
Otolaryngology	1548280C0	4	4
Pathology	1548300C0	1	1
Phys Medicine & Rehab	1548340C0	2	2
Plastic Surgery	1548360C0	1	1
Psychiatry	1548400C0	6	5
Radiology-Diagnostic	1548420A0	7	7
Radiation-Oncology	1548430A0	1	1
General Surgery	1548440C0	6	6
Medicine-Pediatrics	1548700C0	7	7
Psychiatry-Family Med	1548720C0	1	1
Pediatrics-PM&R	1548735C0	1	1

West Res Care/NEOUCOM-OH

YOUNGSTOWN	Code	Quota	Matched
Family Practice	1585120C0	2	2
Internal Medicine	1585140C0	4	4
Preliminary-Medicine	1585140P0	2	2
Pathology	1585300C0	1	1
General Surgery	1585440C0	2	2
Surgery-Preliminary	1585440P0	2	0

Wright State Univ Boonshoft SOM-OH

DAYTON	Code	Quota	Matched
Dermatology	2011080A0	2	2
Emergency Medicine	2011110C0	7	7
Family Prac/Dayton Comm	2011120C0	6	3
Internal Medicine	2011140C0	18	18
Obstetrics-Gynecology	2011220C0	3	3
Orthopedic Surgery	2011260C0	2	2
Orthopaedic Surgery/Research	2011260C1	1	1
Pediatrics	2011320C0	6	4
Plastic Surgery	2011360C0	1	1
Psychiatry	2011400C0	5	5
General Surgery	2011440C0	4	4
Surgery-Preliminary	2011440P0	4	0
Medicine-Pediatrics	2011700C0	4	4

OKLAHOMA

Garfield Co Med Society-OK

ENID	Code	Quota	Matched
Family Practice	3055120C0	4	0

Great Plains Med Fdn-OK

OKLAHOMA CITY	Code	Quota	Matched
Family Practice	1222120C0	5	5

NRMP Program Results 2007 Main Residency Match

Griffin Memorial Hospital-OK

NORMAN	Code	Quota	Matched
Psychiatry	1184400C0	4	2

Image FP/Hillcrest Med Ctr-OK

TULSA	Code	Quota	Matched
Family Practice	3192120C0	10	9

Integrus Baptist Med Ctr-OK

OKLAHOMA CITY	Code	Quota	Matched
Radiology-Diagnostic	1830420A0	4	4

SW Oklahoma Fam Prac-OK

LAWTON	Code	Quota	Matched
Family Practice	2640120C0	4	4

St Anthony Hospital-OK

OKLAHOMA CITY	Code	Quota	Matched
Family Practice	2087120C0	4	2

U Oklahoma COM-OK City

OKLAHOMA CITY	Code	Quota	Matched
Anesthesiology	1588040C0	8	8
Dermatology	1588080A0	3	3
Family Medicine	1588120C0	11	7
Internal Medicine	1588140C0	16	16
Medicine-Preliminary	1588140P0	8	8
Neurology	1588180C0	4	4
Obstetrics-Gynecology	1588220C0	6	6
Orthopaedic Surgery	1588260C0	5	5
Otolaryngology	1588280C0	2	2
Pathology	1588300C0	3	2
Pediatrics	1588320C0	13	13
Pediatrics-Preliminary	1588320P0	1	1
Plastic Surgery	1588360C0	1	1
Psychiatry	1588400C0	4	4
Radiology-Diagnostic	1588420A0	3	3
General Surgery	1588440C0	4	4
Surg-Prelim/Neuro Surgery	1588440P1	1	1
Surg-Prelim/Urology	1588440P3	3	3
Medicine-Pediatrics	1588700C0	3	3

U Oklahoma COM-Tulsa

TULSA	Code	Quota	Matched
Family Medicine	2727120C0	7	7
Family Med/Ramona	2727120C1	2	0
Internal Medicine	2727140C0	11	11
Medicine-Preliminary	2727140P0	10	10
Obstetrics-Gynecology	2727220C0	3	3
Pediatrics	2727320C0	5	5
Pediatrics-Preliminary	2727320P0	2	0
Psychiatry	2727400C0	4	3
General Surgery	2727440C0	3	3
Surgery-Preliminary	2727440P0	3	1
Medicine-Pediatrics	2727700C0	2	2
Psychiatry-Family Med	2727720C0	2	0

OREGON

Legacy Emanuel/Good Samaritan-OR

PORTLAND	Code	Quota	Matched
Internal Medicine	1594140C0	11	11
Medicine-Preliminary	1594140P0	2	2
Transitional	1594999P0	8	8

Oregon Health & Science Univ

PORTLAND	Code	Quota	Matched
Anesthesiology	1599040A0	9	9
Anesth/48mth CCM-Research	1599040A1	3	3
Dermatology	1599080A0	4	4
Emergency Medicine	1599110C0	9	9
Family Medicine	1599120C0	10	10
Family Med/Prevent Med	1599120C1	2	2
Fam Med/Cascades East	1599120C2	7	7
Internal Medicine	1599140C0	31	31
Med-Prelim/Neurology	1599140P0	3	2
Neurology	1599180A0	3	3
Obstetrics-Gynecology	1599220C0	7	7
Orthopaedic Surgery	1599260C0	4	4
Otolaryngology	1599280C0	2	2
Otolaryngology-Research	1599280C1	1	0
Pathology	1599300C0	2	2
Pediatrics	1599320C0	13	13
Psychiatry	1599400C0	8	8
Radiology-Diagnostic	1599420A0	6	6
Radiation-Oncology	1599430A0	1	1
General Surgery	1599440C0	10	10
Surgery-Preliminary	1599440P0	6	3
Surg-Prelim/Neurological	1599440P1	2	2
Surg-Prelim/Urology	1599440P3	2	2

Prov Milwaukie Hosp-OR

MILWAUKIE	Code	Quota	Matched
Family Practice	1701120C0	7	7

Prov Portland Med Ctr-OR

PORTLAND	Code	Quota	Matched
Internal Medicine	1597140C0	9	9
Medicine-Preliminary	1597140P0	3	3

St Vincent Hospital-OR

PORTLAND	Code	Quota	Matched
Internal Medicine	1598140C0	8	8
Medicine-Preliminary	1598140P0	3	3

PENNSYLVANIA

Abington Mem Hosp-PA

ABINGTON	Code	Quota	Matched
Family Practice	1600120C0	4	4
Internal Medicine	1600140C0	2	2
Medicine-Preliminary	1600140P0	8	8
Obstetrics-Gynecology	1600220C0	5	5
General Surgery	1600440C0	4	4
Surgery-Preliminary	1600440P0	2	2

Albert Einstein Med Ctr-PA

PHILADELPHIA	Code	Quota	Matched
Emergency Medicine	1631110C0	11	11

NRMP Program Results 2007 Main Residency Match

Albert Einstein Med Ctr-PA

Internal Medicine	1631140C0	11	11
Medicine-Preliminary	1631140P0	10	10
Obstetrics-Gynecology	1631220C0	4	4
Orthopaedic Surgery	1631260C0	2	2
Pediatrics	1631320C0	6	6
Psychiatry	1631400C0	5	5
Radiology-Diagnostic	1631420A0	6	6
General Surgery	1631440C0	3	3
Surgery-Preliminary	1631440P0	5	3
Medicine-Pediatrics	1631700C0	3	3
Transitional	1631999P0	16	16
Trans/Radiology	1631999P1	4	4

Allegheny Gen Hosp-PA

PITTSBURGH	Code	Quota	Matched
Emergency Medicine	1648110C0	8	8
Internal Medicine	1648140C0	13	12
Medicine-Preliminary	1648140P0	7	5
Med-Prelim/Neurology	1648140P1	3	3
Neurology	1648180A0	3	3
Obstetrics-Gynecology	1648220C0	2	2
Orthopaedic Surgery	1648260C0	3	3
Pathology	1648300C0	2	2
Psychiatry	1648400C0	4	4
Radiology-Diagnostic	1648420A0	4	4
Radiation-Oncology	1648430A0	1	0
General Surgery	1648440C0	4	4
Surgery-Preliminary	1648440P0	3	2
Medicine-Emergency Med	1648705C0	2	2

Altoona Family Phys-PA

ALTOONA	Code	Quota	Matched
Family Practice	1603120C0	2	2

Bryn Mawr Hospital-PA

BRYN MAWR	Code	Quota	Matched
Family Practice	1606120C0	4	4
Radiology-Diagnostic	1606420A0	4	1

Chestnut Hill Hosp-PA

PHILADELPHIA	Code	Quota	Matched
Family Practice	2966120C0	6	6

Childrens Hospital-Phila-PA

PHILADELPHIA	Code	Quota	Matched
Pediatrics	1863320C0	40	40

Conemaugh Memorial-PA

JOHNSTOWN	Code	Quota	Matched
Family Practice	1616120C0	3	3
Internal Medicine	1616140C0	4	4
Pathology	1616300C0	1	1
General Surgery	1616440C0	2	2
Surgery-Preliminary	1616440P0	4	1
Transitional	1616999P0	5	5

Crozer-Chester Med Ctr-PA

UPLAND	Code	Quota	Matched
Family Practice	3185120C0	2	1
Internal Medicine	3185140C0	3	3

Pediatrics	3185320C0	3	3
Transitional	3185999P0	14	14

Drexel (MCP Hahnemann) U COM-PA

PHILADELPHIA	Code	Quota	Matched
Anesthesiology	1849040A0	6	6
Anesthesiology	1849040C0	2	2
Dermatology	1849080A0	3	3
Emergency Medicine	1849110C0	15	15
Family Practice	1849120C0	2	2
Internal Medicine	1849140C0	30	30
Medicine-Preliminary	1849140P0	23	23
Neurology	1849180A0	6	5
Obstetrics-Gynecology	1849220C0	6	6
Orthopaedic Surgery	1849260C0	4	4
Pathology	1849300C0	3	2
Psychiatry	1849400C0	4	4
Radiology-Diagnostic	1849420A0	5	5
Radiology-Diagnostic PEDRAP	1849420A1	1	1
Radiation-Oncology	1849430A0	2	2
General Surgery	1849440C0	6	6
Surgery-Preliminary	1849440P0	2	1

Easton Hospital-PA

EASTON	Code	Quota	Matched
Internal Medicine	1610140C0	2	2
General Surgery	1610440C0	2	2
Surgery-Preliminary	1610440P0	2	2
Surgery-Prelim-Desig	1610440P1	1	0

Excelsa Health Latrobe Hosp-PA

LATROBE	Code	Quota	Matched
Family Medicine	2965120C0	2	2

Forbes Family Prac-PA

MONROEVILLE	Code	Quota	Matched
Family Practice	3087120C0	6	6

Fox Chase Cancer Ctr-PA

PHILADELPHIA	Code	Quota	Matched
Radiation-Oncology	1638430A0	2	2

Frankford Hospitals-PA

PHILADELPHIA	Code	Quota	Matched
Transitional	1624999P0	11	11

Geisinger Health System-PA

DANVILLE	Code	Quota	Matched
Dermatology	1608080A0	3	3
Emergency Medicine	1608110C0	8	8
Internal Medicine	1608140C0	14	14
Medicine-Preliminary	1608140P0	5	5
Obstetrics-Gynecology	1608220C0	1	1
Orthopaedic Surgery	1608260C0	2	2
Otolaryngology	1608280C0	2	2
Pediatrics	1608320C0	4	3
Pediatrics-Preliminary	1608320P0	2	2
Radiology-Diagnostic	1608420A0	4	4
General Surgery	1608440C0	3	3
Surgery-Preliminary	1608440P0	4	0
Surg-Prelim/Urology	1608440P2	1	1

NRMP Program Results 2007 Main Residency Match

Geisinger Health System-PA

Medicine-Pediatrics	1608700C0	2	2
---------------------	-----------	---	---

Guthrie/Robt Packer-PA

SAYRE	Code	Quota	Matched
General Surgery	1664440C0	3	3
Surgery-Preliminary	1664440P0	2	2

Hamot Med Ctr-PA

ERIE	Code	Quota	Matched
Orthopaedic Surgery	1611260C0	2	2

Hershey Med Ctr/Penn State-PA

HERSHEY	Code	Quota	Matched
Anesthesiology	1617040A0	4	4
Anesthesiology	1617040C0	11	11
Dermatology	1617080A0	3	3
Emergency Medicine	1617110C0	6	6
Internal Medicine	1617140C0	18	18
Medicine-Preliminary	1617140P0	10	10
Neurology	1617180A0	4	4
Obstetrics-Gynecology	1617220C0	4	4
Orthopaedic Surgery	1617260C0	3	3
Ortho Surg/Research	1617260C1	1	1
Otolaryngology	1617280C0	2	2
Pathology	1617300C0	2	2
Pediatrics	1617320C0	12	8
Plastic Surgery	1617360P0	2	2
Psychiatry	1617400C0	4	4
Radiology-Diagnostic	1617420A0	7	7
General Surgery	1617440C0	4	4
Surgery-Preliminary	1617440P0	8	1
Surg-Prelim/Urology	1617440P1	2	2
Medicine-Pediatrics	1617700C0	4	4

Hosp of the Univ of PA

PHILADELPHIA	Code	Quota	Matched
Anesthesiology	1628040A0	17	17
Derm Residency (3yr)	1628080A0	4	4
Derm Res & Cut Onc Fell (4yr)	1628080A1	1	1
Emergency Medicine	1628110C0	9	9
Family Practice	1628120C0	6	6
Internal Medicine	1628140C0	42	42
Medicine-Primary	1628140M0	6	6
Medicine-Preliminary	1628140P0	4	4
Neurology	1628180A0	6	6
Neurology	1628180C0	2	2
Obstetrics-Gynecology	1628220C0	6	6
Ortho Surgery/Clin 5 yr	1628260C0	6	6
Ortho Surg/Research 6 yr	1628260C1	2	2
Otolaryngology	1628280C0	4	4
Pathology	1628300C0	8	6
Phys Medicine & Rehab	1628340C0	4	4
Plastic Surgery	1628360C0	2	2
Psychiatry	1628400C0	10	10
Radiology-Diag/Clin 4 yr	1628420A0	7	7
Radiology-Diag/Research 5 yr	1628420A1	3	3
Rad-Diag /DIRECT 6 yr	1628420C0	1	1
Radiation Oncology	1628430C0	4	4
General Surgery	1628440C0	6	6

Surgery-Preliminary	1628440P0	4	4
Surg-Prelim/Urology	1628440P1	4	4
Surg-Prelim/Neurosurgery	1628440P2	3	2
Medicine-Pediatrics	1628700C0	4	4
Medicine-Dermatology	1628785C0	0	0

Lancaster Gen Hosp-PA

LANCASTER	Code	Quota	Matched
Family Practice	1618120C0	13	13

Lankenau Hospital-PA

WYNNEWOOD	Code	Quota	Matched
Internal Medicine	1632140C0	2	2
Medicine-Preliminary	1632140P0	10	10
Obstetrics-Gynecology	1632220C0	3	3
General Surgery	1632440C0	2	2
Surgery-Preliminary	1632440P0	1	1

Lehigh Valley Hosp-PA

ALLENTOWN	Code	Quota	Matched
Family Practice	1601120C0	5	5
Internal Medicine	1601140C0	8	8
Obstetrics-Gynecology	1601220C0	4	4
General Surgery	1601440C0	4	4
Surgery-Preliminary	1601440P0	1	1
Transitional	1601999P0	12	12

Medical Ctr Beaver-PA

BEAVER FALLS	Code	Quota	Matched
Family Practice	2044120C0	6	6

Mercy Catholic Med-PA

DARBY	Code	Quota	Matched
Internal Medicine	1636140C0	3	3
Medicine-Preliminary	1636140P0	3	0
Radiology-Diagnostic	1636420C0	2	2
General Surgery	1636440C0	2	2
Surgery-Preliminary	1636440P0	2	2
Transitional	1636999P0	5	5

Mercy Hosp-Pittsburgh-PA

PITTSBURGH	Code	Quota	Matched
Anesthesiology	1649040A0	5	5
Family Practice	1649120C0	2	2
Internal Medicine	1649140C0	5	5
Phys Medicine & Rehab	1649340A0	4	4
Radiology-Diagnostic	1649420A0	3	3
General Surgery	1649440C0	3	3
Surgery-Preliminary	1649440P0	5	3
Transitional	1649999P0	15	15

Montgomery Hospital-PA

NORRISTOWN	Code	Quota	Matched
Family Practice	1621120C0	4	4

Penn St U/Good Samaritan-PA

LEBANON	Code	Quota	Matched
Family Medicine	1619120C0	4	4

Pennsylvania Hospital

PHILADELPHIA	Code	Quota	Matched
Internal Medicine	1639140C0	5	5

NRMP Program Results 2007 Main Residency Match

Pennsylvania Hospital

Medicine-Preliminary	1639140P0	13	13
Obstetrics-Gynecology	1639220C0	6	6
Pathology	1639300C0	2	0
Radiology-Diagnostic	1639420A0	4	4

Pinnacle Health Hosps-PA

HARRISBURG	Code	Quota	Matched
Internal Medicine	1615140C0	1	1
Medicine-Preliminary	1615140P0	2	0
General Surgery	1615440C0	2	2
Surgery-Preliminary	1615440P0	1	1

Reading Hosp/Med Ctr-PA

READING	Code	Quota	Matched
Family Medicine	1661120C0	5	5
Internal Medicine	1661140C0	3	3
Medicine-Preliminary	1661140P0	2	2
Obstetrics-Gynecology	1661220C0	4	4
Transitional	1661999P0	5	5

Sacred Heart Hospital-PA

ALLENTOWN	Code	Quota	Matched
Family Practice	1602120C0	3	3

Scranton-Temple Res-PA

SCRANTON	Code	Quota	Matched
Medicine-Primary	3056140M0	6	6

St Christophers Hosp-PA

PHILADELPHIA	Code	Quota	Matched
Pediatrics	1653320C0	24	24

St Lukes-Bethlehem-PA

BETHLEHEM	Code	Quota	Matched
Emergency Medicine	1605110C0	8	8
Family Medicine	1605120C0	4	4
Internal Medicine	1605140C0	5	5
Obstetrics-Gynecology	1605220C0	4	4
General Surgery	1605440C0	2	2
Transitional	1605999P0	2	2

St Vincent Hlth Ctr-PA

ERIE	Code	Quota	Matched
Family Medicine	1612120C0	3	3

TJU/duPont Childrens-PA

PHILADELPHIA	Code	Quota	Matched
Pediatrics	1654320C0	20	20
Pediatrics-PM&R	1654735C0	1	1

Temple Univ Hosp-PA

PHILADELPHIA	Code	Quota	Matched
Anesthesiology	1646040A0	6	6
Emergency Medicine	1646110C0	12	12
Internal Medicine	1646140C0	30	30
Neurology	1646180C0	4	4
Obstetrics-Gynecology	1646220C0	5	5
Orthopaedic Surgery	1646260C0	4	4
Otolaryngology	1646280C0	2	2
Pathology	1646300C0	4	4
Phys Medicine & Rehab	1646340A0	10	10

Psychiatry	1646400C0	7	2
Radiology-Diagnostic	1646420A0	6	6
General Surgery	1646440C0	6	6
Surgery-Preliminary	1646440P0	9	3

Thomas Jefferson Univ-PA

PHILADELPHIA	Code	Quota	Matched
Anesthesiology	1630040A0	13	13
Dermatology	1630080A0	3	3
Emergency Medicine	1630110C0	12	12
Family Practice	1630120C0	9	9
Internal Medicine	1630140C0	38	38
Medicine-Preliminary	1630140P0	8	8
Neurology	1630180A0	6	5
Obstetrics-Gynecology	1630220C0	8	8
Orthopaedic Surgery	1630260C0	7	7
Otolaryngology	1630280C0	4	4
Pathology	1630300C0	5	4
Phys Medicine & Rehab	1630340A0	7	7
Psychiatry	1630400C0	8	8
Radiology-Diagnostic	1630420A0	8	8
Radiation-Oncology	1630430A0	2	2
General Surgery	1630440C0	6	6
Surgery-Preliminary	1630440P0	5	5

U Penn Health Sys/Presby

PHILADELPHIA	Code	Quota	Matched
Anesthesiology	1641040C0	2	2
Transitional	1641999P0	14	14

UPMC McKeesport-PA

MCKEESPORT	Code	Quota	Matched
Family Medicine	1620120C0	3	3
Internal Medicine	1620140C0	2	2

UPMC Medical Education Prog-PA

PITTSBURGH	Code	Quota	Matched
Anesthesiology	1652040A0	6	6
Anesthesiology	1652040C0	9	9
Dermatology	1652080A0	3	3
Emergency Medicine	1652110C0	16	16
Internal Medicine	1652140C0	24	24
Int Med/Womens Health	1652140C1	4	4
Medicine-Preliminary	1652140P0	9	5
Neurology	1652180C0	5	5
Obstetrics-Gynecology	1652220C0	9	9
Orthopaedic Surgery	1652260C0	4	4
Ortho Surgery/Research	1652260C1	4	4
Otolaryngology	1652280C0	4	4
Pathology	1652300C0	6	6
Pediatrics	1652320C0	24	24
Phys Medicine & Rehab	1652340C0	4	4
Plastic Surgery	1652360C0	3	3
Psychiatry	1652400C0	13	13
Radiology-Diagnostic	1652420A0	12	12
General Surgery	1652440C0	5	5
Surgery-Preliminary	1652440P0	6	6
Surg-Prelim/Non-Desig	1652440P1	1	1
Vascular Surgery	1652450C0	2	2
Medicine-Pediatrics	1652700C0	4	4

NRMP Program Results 2007 Main Residency Match

UPMC Medical Education Prog-PA

Psychiatry-Family Med	1652720C1	2	2
Peds/Psych/Child Psych	1652730C0	2	2
Transitional	1652999P0	8	5

UPMC Presbyterian Shadyside-PA

PITTSBURGH	Code	Quota	Matched
Family Practice	1657120C0	9	9
Internal Medicine	1657140C0	9	9
Transitional	1657999P0	6	6

UPMC St Margaret-PA

PITTSBURGH	Code	Quota	Matched
Family Medicine	1656120C0	11	11

Washington Hospital-PA

WASHINGTON	Code	Quota	Matched
Family Practice	1669120C0	5	5

Western Pennsylvania Hosp

PITTSBURGH	Code	Quota	Matched
Anesthesiology	1659040A0	8	8
Family Practice	1659120C0	2	2
Internal Medicine	1659140C0	11	11
Obstetrics-Gynecology	1659220C0	3	3
Radiology-Diagnostic	1659420A0	3	3
General Surgery	1659440C0	2	2
Surgery-Preliminary	1659440P0	6	2
Transitional	1659999P0	9	9

Williamsport Hosp-PA

WILLIAMSPORT	Code	Quota	Matched
Family Medicine	1673120C0	3	3

Wyoming Valley Fam Prac Res-PA

KINGSTON	Code	Quota	Matched
Family Practice	2992120C0	3	3

York Hospital-PA

YORK	Code	Quota	Matched
Emergency Medicine	1674110C0	11	11
Family Practice	1674120C0	6	5
Internal Medicine	1674140C0	6	6
Medicine-Preliminary	1674140P0	2	2
Obstetrics-Gynecology	1674220C0	2	2
General Surgery	1674440C0	3	3
Surgery-Preliminary	1674440P0	4	1
Transitional	1674999P0	5	5

PUERTO RICO

Damas Hospital-PR

PONCE	Code	Quota	Matched
Internal Medicine	2039140C0	6	5
Transitional	2039999P0	12	2

Hosp Episcopal San Lucas-PR

PONCE	Code	Quota	Matched
Internal Medicine	2101140C0	4	4
Obstetrics-Gynecology	2101220C0	3	3
Pediatrics	2101320C0	5	1
Transitional	2101999P0	12	12

Hospital de la Concepcion-PR

SAN GERMAN	Code	Quota	Matched
Internal Medicine	1202140C0	5	5

San Juan VA Med Ctr-PR

SAN JUAN	Code	Quota	Matched
Internal Medicine	3012140C0	14	14
Medicine-Preliminary	3012140P0	2	2
Phys Medicine & Rehab	3012340C0	3	3
Psychiatry	3012400C0	3	3

Univ of Puerto Rico

SAN JUAN	Code	Quota	Matched
Anesthesiology	1116040C0	3	3
Dermatology	1116080A0	3	3
Emergency Medicine	1116110C0	10	10
Family Practice	1116120C0	8	8
Internal Medicine	1116140C0	16	16
Internal Medicine	1116140P0	4	0
Neurology	1116180C0	3	3
Obstetrics-Gynecology	1116220C0	5	5
Orthopaedic Surgery	1116260C0	4	4
Otolaryngology	1116280C0	1	1
Pathology	1116300C0	3	2
Pediatrics	1116320C0	13	13
Phys Medicine & Rehab	1116340C0	3	3
Psychiatry	1116400C0	6	6
Radiology-Diagnostic	1116420A0	4	4
General Surgery	1116440C0	5	5
Surgery-Preliminary	1116440P0	4	4

QUEBEC

McGill University-PQ

MONTREAL	Code	Quota	Matched
Adult Neurology	2035180C0	1	0

RHODE ISLAND

Brown Med Sch/Memorial Hosp-RI

PAWTUCKET	Code	Quota	Matched
Family Practice	1676120C0	12	12
Medicine-Primary	1676140M0	5	5

Brown U Int Med Res-RI

PROVIDENCE	Code	Quota	Matched
Internal Medicine	1670140C0	29	29
Medicine-Preliminary	1670140P0	9	9
Med-Prelim/Neurology	1670140P1	2	2

Brown Univ Psych Res-RI

PROVIDENCE	Code	Quota	Matched
Psychiatry	3170400C0	9	9

Rhode Island Hosp/Brown U

PROVIDENCE	Code	Quota	Matched
Dermatology	1677080A0	4	4
Emergency Medicine	1677110C0	12	12
Medicine-Primary	1677140M0	8	8
Neurology	1677180A0	4	2
Orthopaedic Surgery	1677260C0	6	6
Pathology	1677300C0	2	2

NRMP Program Results 2007 Main Residency Match

Rhode Island Hosp/Brown U

Pediatrics	1677320C0	16	16
Plastic Surgery	1677360C0	2	2
Radiology-Diagnostic	1677420A0	7	7
General Surgery	1677440C0	5	5
Surgery-Preliminary	1677440P0	9	7
Medicine-Pediatrics	1677700C0	4	4
Peds/Psych/Child Psych	1677730C0	3	3
Psychiatry/Neurology	1677755A0	0	0

Roger Williams Med Ctr-RI

PROVIDENCE	Code	Quota	Matched
Dermatology	1678080A0	3	3
Internal Medicine	1678140C0	5	5
Medicine-Preliminary	1678140P0	7	7

Womens & Infants Hosp-RI

PROVIDENCE	Code	Quota	Matched
Obstetrics-Gynecology	2793220C0	8	8

SOUTH CAROLINA

Anderson Area Med Ctr-SC

ANDERSON	Code	Quota	Matched
Family Medicine	3017120C0	6	6
Seneca Lakes FM/Anderson	3017120C1	2	2

Greenville Hosp Sys-SC

GREENVILLE	Code	Quota	Matched
Family Practice	1683120C0	6	6
Internal Medicine	1683140C0	10	7
Internal Medicine	1683140P0	3	3
Obstetrics-Gynecology	1683220C0	6	6
Orthopaedic Surgery	1683260C0	3	3
Pediatrics	1683320C0	9	7
General Surgery	1683440C0	4	4
Surgery-Preliminary	1683440P0	4	0
Medicine-Pediatrics	1683700C0	4	4

McLeod Reg Med Ctr-SC

FLORENCE	Code	Quota	Matched
Family Practice	2032120C0	8	8

Medical University of SC

CHARLESTON	Code	Quota	Matched
Anesthesiology	1680040C0	9	9
Dermatology	1680080A0	3	3
Emergency Medicine	1680110C0	6	6
Internal Medicine	1680140C0	24	24
Medicine-Preliminary	1680140P0	7	6
Neurology	1680180C0	4	4
Obstetrics-Gynecology	1680220C0	5	5
Orthopaedic Surgery	1680260C0	2	2
Ortho Surg/Research 6 yr	1680260C1	1	1
Otolaryngology	1680280C0	3	3
Pathology	1680300C0	5	5
Pediatrics	1680320C0	12	12
Psychiatry	1680400C0	13	12
Radiology-Diagnostic	1680420A0	8	8
General Surgery	1680440C0	4	4
Surgery-Preliminary	1680440P0	15	12

Medicine-Pediatrics	1680700C0	2	2
Medicine-Psychiatry	1680715C0	2	1
Psychiatry-Neurology	1680755C0	1	0

Palmetto Health Richland-SC

COLUMBIA	Code	Quota	Matched
Emergency Medicine	1681110C0	10	10
Family Practice	1681120C0	10	7
Internal Medicine	1681140C0	9	9
Medicine-Preliminary	1681140P0	3	3
Obstetrics-Gynecology	1681220C0	4	4
Orthopaedic Surgery	1681260C0	2	2
Pediatrics	1681320C0	9	9
Psychiatry	1681400C0	6	6
General Surgery	1681440C0	3	3
Surgery-Preliminary	1681440P0	2	0
Medicine-Pediatrics	1681700C0	2	0

Self Regional Healthcare-SC

GREENWOOD	Code	Quota	Matched
Family Medicine	2033120C0	9	9

Spartanburg Reg Healthcare-SC

SPARTANBURG	Code	Quota	Matched
Family Medicine	1685120C0	6	6
General Surgery	1685440C0	2	2
Surgery-Preliminary	1685440P0	3	1
Transitional	1685999P0	6	6

Trident Medical Center-SC

CHARLESTON	Code	Quota	Matched
Family Medicine	2056120C0	10	8
Transitional-MUSC	2056999P0	6	6

SOUTH DAKOTA

Rapid City Reg Hosp-SD

RAPID CITY	Code	Quota	Matched
Family Practice	1177120C0	8	1

Sioux Falls Fam Prac-SD

SIOUX FALLS	Code	Quota	Matched
Family Practice	2979120C0	8	4

U South Dakota SOM

SIOUX FALLS	Code	Quota	Matched
Internal Medicine	2805140C0	6	6
Medicine-Preliminary	2805140P0	1	1
Pathology	2805300C0	1	1
Psychiatry	2805400C0	3	2
Transitional	2805999P0	6	6

TENNESSEE

Baptist Mem Hosp-TN

MEMPHIS	Code	Quota	Matched
Radiology-Diagnostic	1694420A0	6	6

East Tennessee St Univ

JOHNSON CITY	Code	Quota	Matched
Family Med/Johnson City	2066120C1	5	5
Family Med/Bristol	2066120C2	6	6
Family Med/Kingsport	2066120C3	4	4

NRMP Program Results 2007 Main Residency Match

East Tennessee St Univ

Internal Medicine	2066140C0	6	6
Medicine-Preliminary	2066140P0	4	3
Obstetrics-Gynecology	2066220C0	3	3
Pathology	2066300C0	2	1
Pediatrics	2066320C0	5	5
Psychiatry	2066400C0	2	2
General Surgery	2066440C0	5	5
Surgery-Preliminary	2066440P0	4	1
Medicine-Psychiatry	2066715C0	1	1

Meharry/Metro General-TN

NASHVILLE			
	Code	Quota	Matched
Family Medicine	1028120C0	6	6
Internal Medicine	1028140C0	11	11
Obstetrics-Gynecology	1028220C0	3	3
Occupational Medicine	1028380C0	1	1
Prevent Med/Public Health	1028380C1	1	0
Psychiatry	1028400C0	6	6

U TN/Baptist-Nashville

NASHVILLE			
	Code	Quota	Matched
Internal Medicine	1699140C0	4	2
Medicine-Preliminary	1699140P0	2	2

U Tenn Grad SOM-Knoxville

KNOXVILLE			
	Code	Quota	Matched
Anesthesiology	1839040A0	6	6
Family Medicine	1839120C0	7	4
Internal Medicine	1839140C0	7	3
Obstetrics-Gynecology	1839220C0	3	3
Pathology	1839300C0	4	1
Radiology-Diagnostic	1839420A0	5	5
General Surgery	1839440C0	4	4
Surgery-Preliminary	1839440P0	3	1
Surg-Prelim/Anesth P	1839440P1	2	0
Transitional	1839999P0	4	4
Trans/Anesthesia P	1839999P1	4	4
Trans/Radiology P	1839999P2	2	2

U Tennessee COM-Chatta

CHATTANOOGA			
	Code	Quota	Matched
Family Practice	1689120C0	6	5
Internal Medicine	1689140C0	7	7
Obstetrics-Gynecology	1689220C0	4	4
Orthopaedic Surgery	1689260C0	3	3
Pediatrics	1689320C0	6	6
General Surgery	1689440C0	4	4
Surgery-Preliminary	1689440P0	4	0
Transitional	1689999P0	8	8

U Tennessee COM-Memphis

MEMPHIS			
	Code	Quota	Matched
Dermatology	1844080C0	2	2
Family Prac/St Francis	1844120C0	8	4
Family Prac/Jackson	1844120C1	8	8
Internal Medicine	1844140C0	18	18
Medicine-Preliminary	1844140P0	10	8
Med-Prelim/Neurology	1844140P1	4	4
Neurology	1844180A0	4	4

Obstetrics-Gynecology	1844220C0	10	10
Orthopaedic Surgery	1844260C0	8	8
Otolaryngology	1844280C0	3	3
Pathology	1844300C0	2	0
Pediatrics	1844320C0	18	18
Psychiatry	1844400C0	4	4
Rad-Diag/U of TN Meth Hosp	1844420C1	7	7
General Surgery	1844440C0	8	8
Surgery-Preliminary	1844440P0	4	4
Medicine-Pediatrics	1844700C0	10	10
Trans/U of TN Meth Hosp	1844999P0	5	5

Vanderbilt Univ Med Ctr-TN

NASHVILLE			
	Code	Quota	Matched
Anesthesiology	1702040A0	1	1
Anesthesiology	1702040C0	13	13
Dermatology	1702080A0	3	3
Emergency Medicine	1702110C0	10	10
Internal Medicine	1702140C0	33	33
Medicine-Preliminary	1702140P0	5	5
Med-Prelim/Neurology	1702140P1	3	3
Neurology	1702180A0	4	3
Obstetrics-Gynecology	1702220C0	6	6
Orthopaedic Surgery	1702260C0	5	5
Otolaryngology	1702280C0	4	4
Pathology	1702300C0	5	5
Pediatrics	1702320C0	22	22
Psychiatry	1702400C0	7	7
Radiology-Diagnostic	1702420A0	8	8
Radiation Oncology	1702430A0	1	1
General Surgery	1702440C0	7	7
Surgery-Preliminary	1702440P0	16	14
Medicine-Pediatrics	1702700C0	4	4

TEXAS

Austin Med Educ Progs-TX

AUSTIN			
	Code	Quota	Matched
Family Practice	1704120C0	7	7
Psychiatry	1704400C0	5	5

Baylor Coll Med-Houston-TX

HOUSTON			
	Code	Quota	Matched
Anesthesiology	1716040A0	1	1
Anesthesiology	1716040C0	10	10
Dermatology	1716080A0	3	3
Fam Prac/Com Hlth Ctr	1716120C0	3	3
Fam Prac/Kelsey-Seybold	1716120C1	2	2
Fam Prac/Kelsey-Seybold/MBA	1716120C4	2	1
Internal Medicine	1716140C0	45	45
Medicine-Preliminary	1716140P0	15	15
Neurology	1716180A0	10	10
Obstetrics-Gynecology	1716220C0	12	12
Orthopaedic Surgery	1716260C0	5	5
Otolaryngology	1716280C0	4	4
Otolaryngology/Res (7 Yr)	1716280C1	1	1
Pathology	1716300C0	6	6
Pediatrics	1716320C0	36	36
Peds-Prelim/Child Neurology-2 yr	1716320P0	3	3
Phys Medicine & Rehab	1716340A0	6	6

NRMP Program Results 2007 Main Residency Match

Baylor Coll Med-Houston-TX

Surgery-Plastic Surg	1716360C0	3	3
Psychiatry	1716400C0	10	10
Radiology-Diagnostic	1716420A0	5	5
Radiology-Diag/5 Yr Prog	1716420C0	6	6
Radiation-Oncology	1716430A0	2	2
General Surgery	1716440C0	4	4
Gen Surgery/Academic	1716440C1	4	4
Surgery-Preliminary	1716440P0	20	14
Medicine-Pediatrics	1716700C0	8	8

Baylor Med Ctr-Garland-TX

GARLAND	Code	Quota	Matched
Family Practice	1223120C0	4	4

Baylor U Med Ctr-Dallas-TX

DALLAS	Code	Quota	Matched
Internal Medicine	1706140C0	9	9
Medicine-Preliminary	1706140P0	3	3
Obstetrics-Gynecology	1706220C0	5	5
Pathology	1706300C0	3	3
Phys Medicine & Rehab	1706340A0	3	3
Radiology-Diagnostic	1706420A0	2	2
Radiology-Diagnostic	1706420C0	5	5
General Surgery	1706440C0	8	8
Surgery-Preliminary	1706440P0	5	2

Christus Santa Rosa-TX

SAN ANTONIO	Code	Quota	Matched
Family Medicine	1304120C0	7	7

Christus Spohn Mem Hosp-TX

CORPUS CHRISTI	Code	Quota	Matched
Family Medicine	1705120C0	12	12

Conroe Reg Med Ctr-TX

CONROE	Code	Quota	Matched
Family Medicine	1502120C0	7	4

Driscoll Childrens Hosp-TX

CORPUS CHRISTI	Code	Quota	Matched
Pediatrics	1703320C0	2	2

Fam Prac Brazos Valley-TX

BRYAN	Code	Quota	Matched
Family Medicine	1713120C0	5	3

John Peter Smith Hosp-TX

FORT WORTH	Code	Quota	Matched
Family Medicine	1711120C0	20	20
Obstetrics-Gynecology	1711220C0	4	4
Orthopaedic Surgery	1711260C0	4	4
Psychiatry	1711400C0	4	4
Transitional	1711999P1	12	12

McAllen Med Ctr-TX

MCALLEN	Code	Quota	Matched
Family Practice	3072120C0	6	6

McLennan Co Fam Prac-TX

WACO	Code	Quota	Matched
Family Practice	1735120C0	12	12

Memorial Hermann Hosp-TX

HOUSTON	Code	Quota	Matched
Family Medicine	1785120C0	14	14

Methodist Health System Dallas-TX

DALLAS	Code	Quota	Matched
Family Practice	1707120C0	4	4
Internal Medicine	1707140C0	9	9
Obstetrics-Gynecology	1707220C0	3	3
General Surgery	1707440C0	2	2
Surgery-Preliminary	1707440P0	4	3

Methodist Hospital-Houston-TX

HOUSTON	Code	Quota	Matched
Family Medicine	1167120C0	4	2
Internal Medicine	1167140C0	4	0
Obstetrics-Gynecology	1167220C0	4	4
Pathology	1167300C0	4	4
General Surgery	1167440C0	4	4
Surgery-Preliminary	1167440P0	4	1
Transitional	1167999P0	12	12

Presbyterian Hosp-Dallas-TX

DALLAS	Code	Quota	Matched
Internal Medicine	1719140C0	5	5
Medicine-Preliminary	1719140P0	6	6

San Jacinto Meth Hosp-TX

BAYTOWN	Code	Quota	Matched
Family Practice	2060120C0	5	5

Texas A&M-Scott & White

TEMPLE	Code	Quota	Matched
Anesthesiology	1725040C0	8	8
Dermatology	1725080A0	2	2
Emergency Medicine	1725110C0	10	10
Family Practice	1725120C0	6	6
Internal Medicine	1725140C0	14	14
Medicine-Preliminary	1725140P0	6	6
Obstetrics-Gynecology	1725220C0	4	4
Ophthalmology-Prelim	1725240P0	3	0
Orthopaedic Surgery	1725260C0	3	3
Pathology	1725300C0	2	2
Pediatrics	1725320C0	7	7
Surgery-Plastic Surg	1725360C0	1	1
Psychiatry	1725400C0	5	5
Radiology-Diagnostic	1725420C0	6	6
General Surgery	1725440C0	4	4
Surgery-General	1725440P0	1	0

Texas Tech U Affil-Amarillo

AMARILLO	Code	Quota	Matched
Family Practice	2993120C0	5	5
Internal Medicine	2993140C0	8	8
Medicine-Preliminary	2993140P0	4	3
Obstetrics-Gynecology	2993220C0	3	3
Pediatrics	2993320C0	3	3

Texas Tech U Affil-El Paso

EL PASO	Code	Quota	Matched
Emergency Medicine	1710110C0	8	8

NRMP Program Results 2007 Main Residency Match

Texas Tech U Affil-El Paso

Family Practice	1710120C0	6	6
Internal Medicine	1710140C0	1	1
Obstetrics-Gynecology	1710220C0	4	4
Pediatrics	1710320C0	6	6
Psychiatry	1710400C0	1	1
General Surgery	1710440C0	3	3
Surgery-Preliminary	1710440P0	2	1
Transitional	1710999P0	6	6

Texas Tech U Affil-Lubbock

LUBBOCK	Code	Quota	Matched
Anesthesiology	2973040C0	4	4
Dermatology	2973080A0	3	3
Family Medicine	2973120C0	6	6
Internal Medicine	2973140C0	11	11
Medicine-Preliminary	2973140P0	2	2
Obstetrics-Gynecology	2973220C0	3	3
Orthopaedic Surgery	2973260C0	3	3
Pathology	2973300C0	1	0
Pediatrics	2973320C0	7	7
Psychiatry	2973400C0	2	2
General Surgery	2973440C0	3	3
Surgery-Preliminary	2973440P0	3	1

Texas Tech U Affil-Odessa

ODESSA	Code	Quota	Matched
Family Practice	3124120C0	6	6
Internal Medicine	3124140C0	11	11
Obstetrics-Gynecology	3124220C0	2	2

U Texas HSC-San Antonio

SAN ANTONIO	Code	Quota	Matched
Anesthesiology	1722040C0	12	12
Dermatology	1722080A0	1	1
Family Medicine	1722120C0	12	12
Internal Medicine	1722140C0	22	21
Internal Med/RAHC-Harlingen	1722140C1	5	5
Medicine-Preliminary	1722140P0	14	11
Med-Prelim/Neurology	1722140P1	1	1
Neurology	1722180A0	2	1
Obstetrics-Gynecology	1722220C0	6	6
Orthopaedic Surgery	1722260C0	6	6
Otolaryngology	1722280C0	2	2
Pathology	1722300C0	4	4
Pediatrics	1722320C0	15	15
Phys Medicine & Rehab	1722340C0	6	6
Psychiatry	1722400C0	8	8
Radiology-Diagnostic	1722420A0	9	9
Radiation Oncology	1722430A0	1	1
General Surgery	1722440C0	7	7
Surgery-Preliminary	1722440P0	12	4

U Texas Health Ctr-Tyler

TYLER	Code	Quota	Matched
Family Practice	3626120C0	7	7

U Texas MD Anderson Cancer Ctr

HOUSTON	Code	Quota	Matched
Radiation-Oncology	1004430A0	5	5

U Texas Med Branch-Galveston

GALVESTON	Code	Quota	Matched
Anesthesiology	1714040C0	14	14
Dermatology	1714080A0	3	3
Family Medicine/Galveston	1714120C0	5	5
Internal Medicine	1714140C0	19	19
Internal Medicine/Austin	1714140C1	13	13
Medicine-Preliminary	1714140P0	10	10
Medicine-Prelim/Austin	1714140P1	5	5
Med-Prelim/Neurology-Austin	1714140P2	0	0
Neurology/Galveston	1714180A0	2	2
Neurology/Austin	1714180A1	3	1
Ob-Gyn/Galveston	1714220C0	8	8
Ob-Gyn/Austin	1714220C1	5	5
Orthopaedic Surgery	1714260C0	5	5
Otolaryngology	1714280C0	2	2
Pathology	1714300C0	4	3
Pediatrics/Galveston	1714320C0	10	10
Pediatrics/Austin	1714320C1	15	15
Surgery-Plastic Surg	1714360C0	3	3
Psychiatry	1714400C0	4	3
Psychiatry/Child Psych	1714400C1	3	3
Radiology-Diagnostic	1714420A0	6	5
Radiation-Oncology	1714430A0	1	1
General Surgery	1714440C0	4	4
Medicine-Pediatrics	1714700C0	4	1
Pediatrics-Dermatology	1714790C0	1	1
Transitional/Austin	1714999P0	6	6

U Texas Med Sch-Houston

HOUSTON	Code	Quota	Matched
Anesthesiology	2923040A0	10	10
Anesthesiology	2923040C0	10	10
Dermatology	2923080A0	5	5
Emergency Medicine	2923110C0	11	11
Family Practice/HH/LBJ	2923120C0	12	12
Internal Medicine	2923140C0	35	35
Medicine-Preliminary	2923140P0	15	10
Med-Prelim/Rad Oncology	2923140P1	2	1
Neurology	2923180A0	6	5
Ob-Gyn/HH B Program	2923220C0	6	6
Ob-Gyn/LBJ A Program	2923220C1	6	6
Orthopaedic Surgery	2923260C0	3	3
Pathology	2923300C0	7	7
Pediatrics	2923320C0	20	20
Peds-Prelim/2 years	2923320P0	1	1
Phys Medicine & Rehab	2923340A0	4	4
Psychiatry	2923400C0	8	8
Radiology-Diagnostic	2923420A0	12	12
General Surgery	2923440C0	7	7
Surgery-Preliminary	2923440P0	8	3
Medicine-Pediatrics	2923700C0	6	6
Transitional	2923999P0	13	11

U Texas SW Med Sch-Dallas

DALLAS	Code	Quota	Matched
Anesthesiology	2835040C0	15	15
Dermatology	2835080A0	6	6
Emergency Medicine	2835110C0	16	16

NRMP Program Results 2007 Main Residency Match

U Texas SW Med Sch-Dallas

Family Practice/Parkland	2835120C0	5	5
Internal Medicine	2835140C0	45	45
Medicine-Preliminary	2835140P0	7	7
Neurology	2835180A0	0	0
Neurology	2835180C0	6	6
Obstetrics-Gynecology	2835220C0	18	18
Orthopaedic Surgery	2835260C0	6	6
Otolaryngology	2835280C0	4	4
Pathology	2835300C0	7	7
Clinical Pathology	2835300C1	2	2
Pediatrics	2835320C0	32	32
Phys Medicine & Rehab	2835340A0	7	7
Plastic Surgery	2835360C0	3	3
Psychiatry	2835400C0	12	12
Radiology-Diagnostic	2835420A0	6	6
Radiology-Diagnostic	2835420C0	6	6
Radiation Oncology	2835430A0	1	1
General Surgery	2835440C0	13	13
Surgery-Preliminary	2835440P0	2	0
Surg-Prelim/Neurosurgery	2835440P1	2	2
Surg-Prelim/Urology	2835440P2	3	3

Valley Baptist Med Ctr-TX

HARLINGEN			
Family Medicine	1235120C0	5	5

Wichita Falls Family-TX

WICHITA FALLS			
Family Practice	3088120C0	8	8

UTAH

LDS Hospital-UT

SALT LAKE CITY			
Transitional	172999P0	12	12

McKay-Dee Hosp Ctr-UT

OGDEN			
Family Medicine	1736120C0	6	6

St Marks Hospital-UT

SALT LAKE CITY			
Family Medicine	1730120C0	3	3

U Utah Affil Hospitals

SALT LAKE CITY			
Anesthesiology	1732040A0	12	12
Dermatology	1732080A0	2	2
Emergency Medicine	1732110C0	8	8
Family Medicine	1732120C0	7	7
Internal Medicine	1732140C0	25	25
Medicine-Preliminary	1732140P0	15	14
Med-Prel/Ophthalmology	1732140P1	3	3
Neurological Surgery	1732160C0	2	2
Neurology	1732180C0	4	4
Obstetrics-Gynecology	1732220C0	6	6
Orthopaedic Surgery	1732260C0	5	5
Otolaryngology	1732280C0	3	3
Pathology-AP/CP Comb	1732300C0	4	4
Pathology-CP only	1732300C1	2	0

Pediatrics	1732320C0	19	19
Pediatrics-Preliminary	1732320P0	1	1
Phys Medicine & Rehab	1732340A0	4	4
Plastic Surgery	1732360A0	1	1
Psychiatry	1732400C0	6	6
Radiology-Diagnostic	1732420A0	5	5
Radiation-Oncology	1732430A0	2	2
General Surgery	1732440C0	5	5
Surgery-Preliminary	1732440P0	1	0
Urology	1732480C0	2	2
Medicine-Pediatrics	1732700C0	3	3
Peds/Psych/Child Psych	1732730C0	2	2

Utah Valley Reg Med Ctr

PROVO			
Family Medicine	1215120C0	6	6

VERMONT

UVM/Fletcher Allen-VT

BURLINGTON			
Anesthesiology	1734040A0	4	3
Dermatology	1734080A0	1	1
Family Practice	1734120C0	6	6
Internal Medicine	1734140C0	8	8
Medicine-Primary	1734140M0	3	3
Medicine-Preliminary	1734140P0	7	7
Neurology	1734180A0	3	3
Obstetrics-Gynecology	1734220C0	3	3
Orthopaedic Surgery	1734260C0	3	3
Otolaryngology	1734280C0	1	1
Pathology	1734300C0	3	3
Pediatrics	1734320C0	6	6
Psychiatry	1734400C0	4	4
Radiology-Diagnostic	1734420A0	4	4
General Surgery	1734440C0	3	3
Surgery-Preliminary	1734440P0	5	3

VIRGINIA

Bon Secours St Francis-VA

MIDLOTHIAN			
Family Medicine	2530120C0	6	5

Carilion Health System-VA

ROANOKE			
Family Medicine	1748120C0	7	7
Obstetrics-Gynecology	1748220C0	3	3
General Surgery	1748440C0	4	2
Surgery-Preliminary	1748440P0	5	1
Transitional	1748999P0	12	12

Chippenham Med Ctr-VA

RICHMOND			
Family Medicine	3045120C0	6	6

Eastern VA Med School-VA

NORFOLK			
Dermatology	2980080A0	2	2
Emergency Medicine	2980110C0	9	9
Family Med/Portsmouth	2980120C0	6	5
Family Med/Ghent	2980120C1	5	5

NRMP Program Results 2007 Main Residency Match

Eastern VA Med School-VA

Internal Medicine	2980140C0	8	8
Internal Med/Geriatrics	2980140C1	0	0
Medicine-Preliminary	2980140P0	6	6
Obstetrics-Gynecology	2980220C0	4	4
Otolaryngology	2980280C0	2	2
Pediatrics	2980320C0	18	18
Phys Medicine & Rehab	2980340A0	4	4
Psychiatry	2980400C0	2	0
Radiology-Diagnostic	2980420A0	4	4
General Surgery	2980440C0	4	4
Surgery-Preliminary	2980440P0	2	1
Medicine-Family Med	2980740C0	3	3

INOVA Fairfax Hospital-VA

FALLS CHURCH	Code	Quota	Matched
Pediatrics	3199320C0	10	10
Surgery-General	3199440C0	3	3

Lynchburg Fam Med Res-VA

LYNCHBURG	Code	Quota	Matched
Family Medicine	3065120C0	6	6

Riverside Reg Med Ctr-VA

NEWPORT NEWS	Code	Quota	Matched
Family Medicine	1739120C0	11	8
Obstetrics-Gynecology	1739220C0	2	2
Transitional	1739999P0	12	12

UVA Roanoke-Salem Program

ROANOKE	Code	Quota	Matched
Internal Med/Carilion Clinic	1750140C0	4	4
Medicine-Preliminary	1750140P0	6	3
Psychiatry	1750400C0	3	3

University of Virginia

CHARLOTTESVILLE	Code	Quota	Matched
Anesthesiology	1737040A0	5	5
Anesthesiology	1737040C0	9	9
Dermatology	1737080A0	2	2
Emergency Medicine	1737110C0	9	9
Family Practice	1737120C0	8	8
Internal Medicine	1737140C0	27	27
Medicine-Primary	1737140M0	3	3
Medicine-Preliminary	1737140P0	3	3
Neurology	1737180C0	5	5
Obstetrics-Gynecology	1737220C0	5	5
Orthopaedic Surg/5 Yr	1737260C0	5	5
Otolaryngology	1737280C0	3	3
Pathology	1737300C0	5	5
Pediatrics	1737320C0	11	11
Peds-Prelim/Child Neurology	1737320P0	1	1
Phys Medicine & Rehab	1737340A0	2	2
Phys Medicine & Rehab	1737340C0	2	2
Plastic Surgery	1737360C0	1	1
Psychiatry	1737400C0	9	9
Radiology-Diagnostic	1737420A0	7	7
Rad-Diag/Research	1737420A1	1	1
Rad-Diag/Vasc Interv	1737420A2	1	1
Radiation-Oncology	1737430A0	1	1

Gen Surgery/Five Years	1737440C0	5	5
Surgery-Preliminary	1737440P0	6	6
Surg-Prelim/Non-Desig	1737440P1	9	5

VCU-Fairfax Family Med Res-VA

FAIRFAX	Code	Quota	Matched
Family Medicine	1733120C0	8	6

VCU-Shenandoah Valley-VA

FRONT ROYAL	Code	Quota	Matched
Family Medicine	1742120C0	2	2

Virginia Commonwealth U Hlth Sys

RICHMOND	Code	Quota	Matched
Anesthesiology	1743040C0	8	8
Dermatology	1743080A0	2	2
Emergency Medicine	1743110C0	8	8
Internal Medicine	1743140C0	26	26
Int Med/Women's Health	1743140C1	4	4
Int Med/MD Scientist	1743140C2	0	0
Medicine-Preliminary	1743140P0	18	18
Neurology	1743180A0	6	6
Obstetrics-Gynecology	1743220C0	6	6
Orthopaedic Surgery	1743260C0	5	5
Otolaryngology	1743280C0	2	2
Pathology	1743300C0	3	3
Pediatrics	1743320C0	13	13
Phys Medicine & Rehab	1743340A0	5	5
Plastic Surgery	1743360C0	1	1
Psychiatry	1743400C0	9	9
Radiology-Diagnostic	1743420A0	7	7
Radiation-Oncology	1743430A0	3	0
General Surgery	1743440C0	5	5
Surgery-Preliminary	1743440P0	3	2
Surg-Prelim/Urology	1743440P2	2	2
Surg-Prelim/Neurosurgery	1743440P3	2	2
Medicine-Pediatrics	1743700C0	6	6

WASHINGTON

Central WA Family Med

YAKIMA	Code	Quota	Matched
Family Medicine	3059120C0	5	5

Deaconess Med Ctr-WA

SPOKANE	Code	Quota	Matched
Transitional	1757999P0	8	8

Fam Med SW Washington

VANCOUVER	Code	Quota	Matched
Family Medicine	1143120C0	6	6

Family Med Spokane-WA

SPOKANE	Code	Quota	Matched
Family Medicine	2943120C0	7	5
Fam Med/A-Rural Trk	2943120C1	1	1
Fam Med/B-Rural Trk	2943120C2	1	1

Group Health Coop-WA

SEATTLE	Code	Quota	Matched
Family Practice	1811120C0	5	5

NRMP Program Results 2007 Main Residency Match

Internal Med Pgm Spokane-WA

SPOKANE	Code	Quota	Matched
Internal Medicine	3092140C0	4	4

Providence St Peter Hosp-WA

OLYMPIA	Code	Quota	Matched
Family Practice	3198120C0	6	6

Sacred Heart Med Ctr-WA

SPOKANE	Code	Quota	Matched
Radiology-Diagnostic	1758420C0	2	2
Transitional	1758999P0	8	8

Swedish Med Center-WA

SEATTLE	Code	Quota	Matched
Family Medicine/First Hill	1755120C0	6	6
Family Medicine/Dntwn	1755120C1	2	2
Family Medicine/45th St	1755120C2	2	2
Family Medicine/Providence	1755120C3	6	6
Family Medicine/SeaMar	1755120C4	2	2
Family Medicine/SIHB	1755120C5	2	2
General Surgery	1755440C0	3	3
Surgery-Preliminary	1755440P0	2	2

Tacoma Family Med-WA

TACOMA	Code	Quota	Matched
Family Medicine	3086120C0	8	8

U Washington Affil Hosps

SEATTLE	Code	Quota	Matched
Anesthesiology	1918040A0	14	10
Anesthesiology/Clin Base Yr	1918040C0	6	6
Dermatology	1918080A0	3	3
Family Medicine	1918120C0	6	6
Family Med/Harborview	1918120C1	2	2
Internal Medicine	1918140C0	28	28
Medicine-Primary	1918140M0	10	10
Med-Primary/Boise	1918140M1	10	10
Medicine-Preliminary	1918140P0	8	8
Neurology	1918180C0	5	5
Obstetrics-Gynecology	1918220C0	6	6
Orthopaedic Surgery	1918260C0	8	8
Otolaryngology	1918280C0	2	2
Oto + 2 yrs research	1918280C1	1	1
Pathology/Anat & Clin	1918300C0	6	4
Anatomic Pathology	1918300C1	0	0
Clinical Pathology	1918300C2	1	0
Pediatrics	1918320C0	28	28
Pediatrics-Preliminary	1918320P0	1	1
Phys Medicine & Rehab	1918340A0	6	6
Phys Medicine & Rehab	1918340C0	3	3
Plastic Surgery	1918360C0	3	3
Psychiatry	1918400C0	11	11
Psychiatry/Spokane	1918400C1	2	1
Psychiatry/UW Idaho	1918400C2	2	0
Radiology-Diagnostic	1918420A0	8	8
Radiology-Diagnostic	1918420C0	3	3
Radiation-Oncology	1918430A0	2	2
General Surgery	1918440C0	7	7
Surg-Prelim/2yr Non-des	1918440P0	1	1

Surg-Prelim/Neuro Surg	1918440P1	3	3
Surg-Prelim/Urology	1918440P2	2	2
Surg-Prelim/1yr Des or Non-des	1918440P3	4	2

Valley Med Ctr-WA

RENTON	Code	Quota	Matched
Family Medicine	3132120C0	8	7

Virginia Mason Med Ctr-WA

SEATTLE	Code	Quota	Matched
Anesthesiology	1756040A0	4	4
Anesthesiology	1756040C0	2	2
Internal Medicine	1756140C0	6	6
Medicine-Primary	1756140M0	3	3
Medicine-Preliminary	1756140P0	6	6
Radiology-Diagnostic	1756420A0	1	1
Radiology-Diagnostic	1756420C0	2	2
General Surgery	1756440C0	4	4
Surgery-Preliminary	1756440P0	6	4
Transitional	1756999P0	8	8

WEST VIRGINIA

Charleston Area Med Ctr/WV Univ

CHARLESTON	Code	Quota	Matched
Family Practice	1902120C0	3	2
Internal Medicine	1902140C0	6	6
Medicine-Preliminary	1902140P0	2	2
Obstetrics-Gynecology	1902220C0	3	3
Pediatrics	1902320C0	3	3
Psychiatry	1902400C0	3	3
General Surgery	1902440C0	3	3
Surgery-Preliminary	1902440P0	2	1
Medicine-Pediatrics	1902700C0	2	1
Medicine-Psychiatry	1902715C0	2	2

Marshall University SOM-WV

HUNTINGTON	Code	Quota	Matched
Family Medicine	3066120C0	5	5
Internal Medicine	3066140C0	11	11
Medicine-Preliminary	3066140P0	4	4
Obstetrics-Gynecology	3066220C0	3	3
Pediatrics	3066320C0	6	5
General Surgery	3066440C0	3	3
Surgery-Preliminary	3066440P0	3	0
Medicine-Pediatrics	3066700C0	4	3

United Hospital Ctr-WV

CLARKSBURG	Code	Quota	Matched
Family Practice	2985120C0	4	3

West Virginia University SOM

MORGANTOWN	Code	Quota	Matched
Anesthesiology	1837040A0	2	2
Anesthesiology	1837040C0	3	3
Emergency Medicine	1837110C0	7	7
Family Practice	1837120C0	4	2
Fam Prac/Harpers Ferry	1837120C1	1	0
Internal Medicine	1837140C0	9	9
Neurology	1837180A0	3	3
Obstetrics-Gynecology	1837220C0	3	3
Orthopaedic Surgery	1837260C0	2	2

NRMP Program Results 2007 Main Residency Match

West Virginia University SOM

Ortho Surg/Research	1837260C1	1	1
Otolaryngology	1837280C0	3	3
Pathology	1837300C0	3	3
Pediatrics	1837320C0	5	3
Psychiatry	1837400C0	6	6
Radiology-Diagnostic	1837420A0	4	4
General Surgery	1837440C0	3	3
Surgery-Preliminary	1837440P0	6	4
Medicine-Pediatrics	1837700C0	4	4
Psychiatry-Family Med	1837720C0	1	0
Medicine-Neurology	1837745C0	1	1
Transitional	1837999P0	8	2
Trans/Radiology	1837999P1	1	1
Trans/Neurology	1837999P3	3	3
Trans/Ophthalmology	1837999P4	1	1

Wheeling Hospital-WV

WHEELING	Code	Quota	Matched
Family Practice	1770120C0	2	2

WISCONSIN

Aurora Health Care/ASMC-WI

MILWAUKEE	Code	Quota	Matched
Internal Medicine	1787140C0	13	13
Obstetrics-Gynecology	1787220C0	3	3

Gundersen Lutheran Med Fdn-WI

LA CROSSE	Code	Quota	Matched
Internal Medicine	1774140C0	6	6
General Surgery	1774440C0	2	2
Transitional	1774999P0	12	12

La Crosse-Mayo-WI

LA CROSSE	Code	Quota	Matched
Family Practice	3035120C0	6	6

Marshfield/St Josephs-WI

MARSHFIELD	Code	Quota	Matched
Derm-Combined-UW	1780080A0	1	1
Dermatology	1780080A1	1	1
Internal Medicine	1780140C0	2	2
Pediatrics	1780320C0	2	2
General Surgery	1780440C0	2	2
Medicine-Pediatrics	1780700C0	1	1
Transitional	1780999P0	4	4

Med Coll Wisconsin Aff Hosps

MILWAUKEE	Code	Quota	Matched
Anesthesiology	1784040A0	16	11
Anesthesiology	1784040C0	3	3
Dermatology	1784080A0	4	4
Emergency Medicine	1784110C0	8	8
Family Prac/Waukesha	1784120C0	6	6
Family Prac/St Josephs	1784120C1	3	3
FP/Columbia-St Marys	1784120C2	6	6
Family Prac/Racine	1784120C3	5	5
Internal Medicine	1784140C0	25	25
Medicine/Geriatrics	1784140C1	1	1
Int Med-Research Path	1784140C2	1	1

Medicine-Primary	1784140M0	1	1
Medicine-Preliminary	1784140P0	13	8
Neurological Surgery	1784160C0	1	0
Neurology	1784180C0	5	5
Obstetrics-Gynecology	1784220C0	7	7
Orthopaedic Surgery	1784260C0	5	5
Otolaryngology	1784280C0	3	3
Pathology	1784300C0	3	3
Pediatrics	1784320C0	22	22
Pediatrics-Preliminary	1784320P0	2	2
Phys Medicine & Rehab	1784340A0	5	5
Plastic Surgery	1784360C0	2	2
Psychiatry	1784400C0	7	7
Radiology-Diagnostic	1784420A0	6	6
Radiation Oncology	1784430A0	2	2
General Surgery	1784440C0	6	6
Surgery-Preliminary	1784440P0	2	1
Urology	1784480C0	2	2
Medicine-Pediatrics	1784700C0	6	6
Medicine-Neurology	1784745C0	0	0

Mercy Health System-WI

JANESVILLE	Code	Quota	Matched
Family Practice	3722120C0	4	4

St Josephs Reg Med Ctr-WI

MILWAUKEE	Code	Quota	Matched
Radiology-Diagnostic	1788420A0	3	3
Transitional	1788999P0	12	10

St Lukes Med Ctr-WI

MILWAUKEE	Code	Quota	Matched
Family Medicine	1789120C0	4	4
Radiology-Diagnostic	1789420C0	4	4
Transitional	1789999P0	13	13

U Wisconsin Hospital and Clinics

MADISON	Code	Quota	Matched
Anesthesiology	1779040C0	8	8
Dermatology	1779080A0	1	1
Emergency Medicine	1779110C0	3	3
Internal Medicine	1779140C0	21	21
Medicine-Primary	1779140M0	2	2
Neurology	1779180A0	2	2
Neurology	1779180C0	2	2
Obstetrics-Gynecology	1779220C0	6	6
Orthopaedic Surgery	1779260C0	5	5
Otolaryngology	1779280C0	3	3
Pathology	1779300C0	2	2
Pediatrics	1779320C0	13	13
Phys Medicine & Rehab	1779340A0	3	3
Plastic Surgery	1779360C0	2	2
Psychiatry	1779400C0	6	6
Psychiatry/Research Trk	1779400C1	1	1
Radiology-Diagnostic	1779420A0	5	5
Radiology-Diagnostic	1779420C0	2	2
Radiation-Oncology	1779430A0	1	1
Radiation-Oncology	1779430C0	1	1
General Surgery	1779440C0	6	6
Surgery-Preliminary	1779440P0	2	2

NRMP Program Results 2007 Main Residency Match

U Wisconsin Hospital and Clinics

Surg-Prelim/Neurological	1779440P1	2	2
Medicine-Dermatology	1779785C0	1	1

U Wisconsin Sch of Med and Pub Hlth

MADISON	Code	Quota	Matched
Family Med/Madison	3001120C0	11	11
Family Med/Baraboo	3001120C1	2	2
Family Med/Eau Claire	3001120C2	5	5
Family Med/Fox Valley	3001120C5	6	6
Family Med/Wausau	3001120C6	4	0

WYOMING

Univ Of Wyoming-Casper

CASPER	Code	Quota	Matched
Family Practice	3089120C0	7	5

Univ Of Wyoming-Cheyenne

CHEYENNE	Code	Quota	Matched
Family Practice	2034120C0	3	3

To order additional copies of this publication, please contact:
Association of American Medical Colleges
Customer Service and Order Fulfillment
2450 N Street, NW, Washington, DC 20037
Phone: 202-828-0416, Fax: 202-828-1123
www.aamc.org/publications

Price
(shipping not included)
\$45.00 - NRMPDAT07

Copyright © 2007 National Resident Matching Program, All materials subject to this copyright may be photocopied for the purpose of nonprofit, scientific, or educational advancement.