
RESULTS AND DATA

2003 MATCH

All rights reserved. Permission to use, copy and/or distribute any documentation and/or related images from this publication shall be expressly obtained from the NRMP.

April 2003

NATIONAL RESIDENT MATCHING PROGRAM
2450 N Street NW Washington, DC 20037-1127

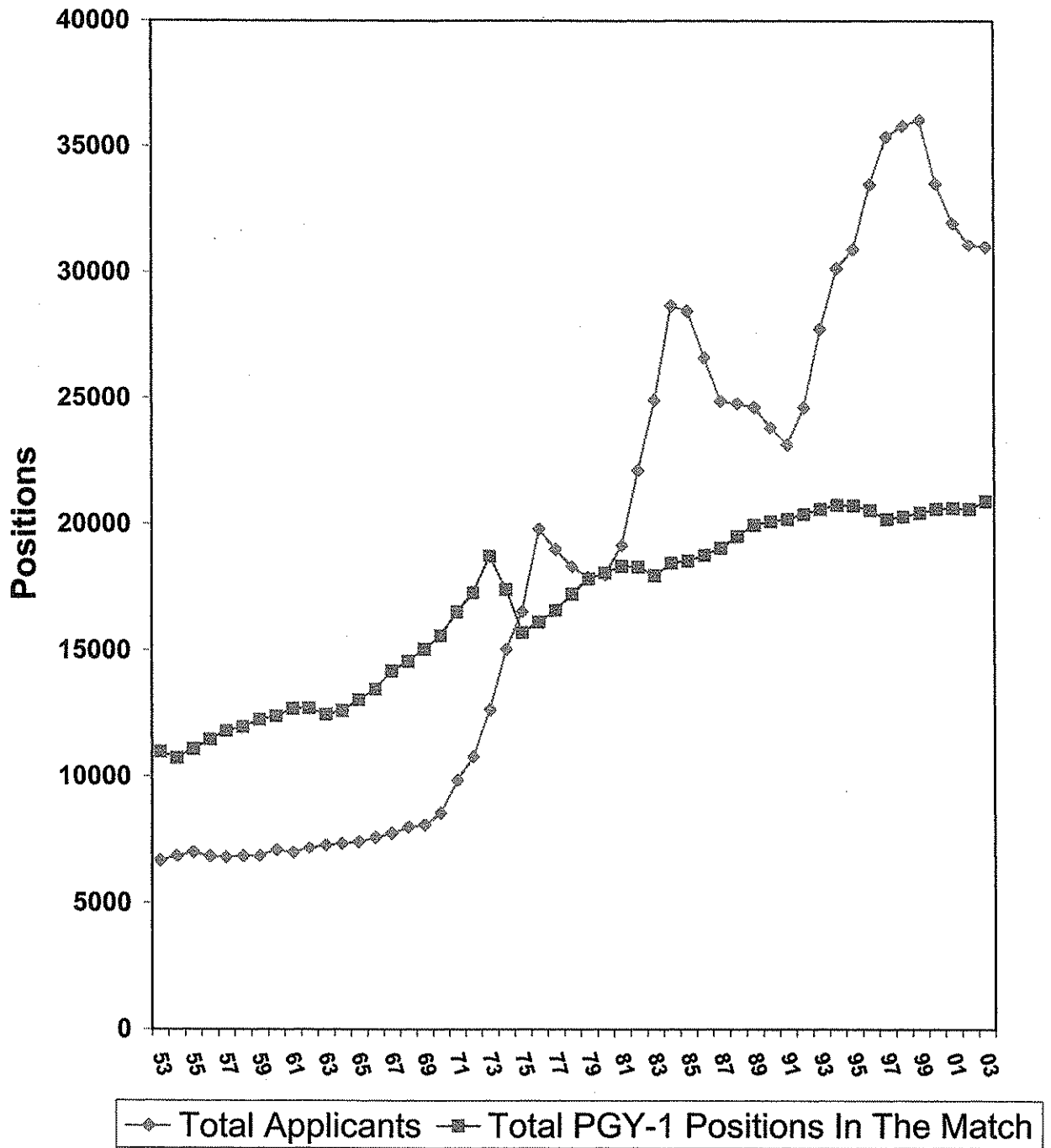
Program Sponsors	American Board of Medical Specialties American Hospital Association American Medical Association Association of American Medical Colleges Council of Medical Specialty Societies	
Officers 2002/2003	President President Designate Secretary/Treasurer Executive Director	Stephen H. Miller, M.D., M.P.H. James H. Taylor Robert S. Blacklow, M.D. Robert L. Beran, Ph.D.
Board of Directors	American Board of Medical Specialties American Hospital Association American Medical Association Association of American Medical Colleges Council of Medical Specialty Societies	G. Paul DeRosa, M.D. Stephen H. Miller, M.D., M.P.H. James H. Taylor Kathryn M. Lane Melissa K. Thomas, M.D. Ph.D. Frank A. Simon, M.D. Robert S. Blacklow, M.D. Susan A. Kline, M.D. Henry J. Schultz, M.D. Benson R. Wilcox, M.D.
Student Representatives	AAMC Organization of Student Representatives AMA Medical Student Section American Medical Student Association Consortium of Medical Student Organizations	Ayesha Naz Khalid Jeffrey S. Huo Matt Oster (Vacant)
Support	Director Systems Redevelopment Project Manager	Mona M. Signer, M.P.H. Nicole Shortz, M.S.
Systems Consultant	National Matching Services Inc.	Elliott Peranson, M.A.Sc.
04/01/2003		

TABLE OF CONTENTS

Figure 1: Applicants & 1 st Year Positions in the Match 1952-2003	vi
Introduction	1
Table 1: Positions Offered in the Matching Program 1997 – 2003	2
Figure 2: Non-U.S. Citizen Graduates of Foreign Medical Schools: Active Applicants and Numbers Matched	4
Figure 3: Total Number of Active Applicants and Numbers Matched	4
Table 2: Applicants in the Matching Program 1997 – 2003	5
Table 3: Ratio of PGY-1 Positions to Active Applicants 1976 – 2003	6
Table 4: PGY-1 Positions, Active Applicants and Match Rates 1982– 2003	8
Table 5: Positions Offered and Filled by U.S. Seniors and All Applicants 1999 – 2003	10
Table 6: Positions Offered and Percent Filled by U.S. Seniors and All Applicants 1999 – 2003	13
Table 7: All Applicants Matched to PGY-1 Positions by Specialty 1995 – 2003	14
Table 8: U.S. Seniors Matched to PGY-1 Positions by Specialty 1995 – 2003	16
Table 9: Foreign Trained Physicians Matched to PGY-1 Positions by Specialty 1995 – 2003	17
Table 10: Programs, Positions Ranked and Filled in 2003 for U.S. Seniors and All Applicants	18
Table 11: Choices for Programs by Specialty 2003 Match	20
Table 12: Match Results for U.S. Seniors Who Chose One Type of Specialty 2003 Match	22
Table 13: Rank Number Obtained for PGY-1 and PGY-2 Matches U.S. Seniors 1989 – 2003	24
Table 14: Couples in the Match 1987 – 2003	26
Table 15: PGY-1 Matches by Specialty and Applicant Type 2003 Match	28
Table 16: PGY-2 Matches by Specialty and Applicant Type 2003 Match	30
NRMP Program Results 2003 Match	33
ACGME Specialty Codes	35

Figure 1

Applicants & 1st Year Positions In The Match 1952-2003



NATIONAL RESIDENT MATCHING PROGRAM

INTRODUCTION

The NRMP was established in 1952 to provide both applicants and residency program directors a fair opportunity to consider their options for appointment, to make reasoned decisions, and to have their decisions announced at a uniform time.

The first match was conducted in 1952 when 10,400 internship positions were available for 6,000 U.S. graduating seniors. By 1973, there were 19,000 positions in the match for just over 10,000 U.S. graduating seniors. Following the demise of internships in 1975, the number of first year post-graduate (PGY-1) positions in the match dropped to 15,700. The number of PGY-1 positions offered gradually increased through the 1994 Match, and then began to decline slowly until 1998. This year, a record high 20,908 positions were offered (Figure 1).

The increase in the total number of applicants since 1952 is more dramatic, starting with 6,000 in 1952 and rising to a high of 36,056 in 1999. However, there has been a decline of 5,052 applicants over the last four years, with 31,004 registering for the 2003 Match.

NRMP completed the total re-engineering of the matching process system for the 2002 Match. The new web-based Registration, Ranking and Results system (R3) was launched in July 2001. The new system is completely paperless and allows applicants and programs to complete all match related activities on-line including:

- registration, with applicants paying their registration fees on-line whether by credit card or electronic checking;

- entering their Rank Order Lists;
- and obtaining Match Results.

The new system is a user-based system rather than a program-based system, with all participants being assigned a unique ID number, which they will use again in matches in subsequent years. The system also relies almost exclusively on email communications, which allows the NRMP to send messages to participants on short notice.

For the 2002 and 2003 Matches, the NRMP augmented the release of Match Results on the web during Match Week with e-mail messages to applicants, program directors, and schools at critical times. In addition, the Registration, Ranking, and Results System (R3) was supported by an expanded pool of servers. Those two changes improved the performance of the application during peak times near the Rank Order List deadline and during Match Week.

The NRMP is managed by the Association of American Medical Colleges (AAMC). Operations are conducted in the AAMC's Division of Medical School Services and Studies.

Special data requests pertaining to this or prior matches should be directed in writing to:

Mona M. Signer
Director
National Resident Matching Program
2450 N Street NW
Washington, DC 20037-1127
NRMP@aamc.org

TABLES 1 AND 2

The 2003 Match was highly successful, with higher program fill rates in most specialties and an overall match rate for applicants nearly identical to last year. Tables 1 and 2 illustrate the trends in the number of positions and the number of applicants participating in the Match during the past seven years. Many applicants, in addition to U.S. senior medical students, seek residency positions through the NRMP. The data for different categories of applicants are shown in Table 2. U.S. foreign graduates are defined as U.S. citizens who are graduates of foreign medical schools, and non-U.S. foreign graduates are non-U.S. citizen graduates of foreign medical schools.

The total number of positions offered in the 2003 Match was 23,365, an all-time high. The number PGY-1 positions increased by 306 (1.5%), and the number of PGY-2 positions grew by 143 (6.2%). The increase can be attributed primarily to 164 (9.8%) additional preliminary internal medicine positions, 39 (9.9%) more PGY-1 and 56 (7.2%) more PGY-2 anesthesiology positions, 41 (3.8%) more emergency medicine positions, and 55 (7.0%) additional diagnostic radiology PGY-2 positions.

Although the number of registrants had declined for the past three years, that trend slowed in 2003, with only 79 fewer applicants this year than last. After a three-year decline, the number of non-U.S. citizen foreign graduates grew by 185, the largest gain among 2003 applicants (Figure 2). The earlier decreases followed shortly after July 1, 1998, when the Educational Commission for Foreign Medical Graduates (ECFMG) required the successful completion of the Clinical Skills Assessment (CSA) examination for certification.

Further examination of U.S. citizen and non-U.S. citizen foreign medical graduates who registered for the match but did not actively participate shows that 1,713 were withdrawn because they lacked eligibility for certification by the ECFMG. That number is only 26 more than were withdrawn in 2002 for the same reason.

Only 60 fewer U.S. seniors registered for the 2003 Match, a decline of less than 1.0 percent. The number of U.S. seniors active in the Match stabilized at 14,332, only 4 fewer than in 2002. An active applicant is defined as one who submits a rank order list of residency program choices. As in years past, U.S. seniors had the highest match rate. This year, 93.2 percent (13,364) of the U.S. seniors who submitted rank order lists were matched to first-year positions. Adding the 231 seniors who matched to a PGY-2 position but not a PGY-1 position, 94.9 percent of U.S. seniors matched to at least one position.

Although the total number of applicants decreased slightly from 2002 to 2003, the number of active applicants grew by 506 (2.2%) to 23,965. Of those, 18,806 were matched to PGY-1 residency positions, 359 more than last year. Because the increase in active applicants was accompanied by a similar increase in positions offered, the match rate for all applicants was nearly identical to that for 2002 (Figure 3).

TABLE 1
POSITIONS OFFERED IN THE MATCHING PROGRAM
1997 - 2003

	1997		1998		1999		2000		2001		2002		2003	
	No.	%	No.	%	No.	%	No.	%	No.	%	No.	%	No.	%
PGY-1 POSITIONS														
Anesthesiology	317	1.6	347	1.7	330	1.6	349	1.7	371	1.8	392	1.90	431	1.90
Dermatology	29	0.1	28	0.1	30	0.1	35	0.2	30	0.1	34	0.2	33	0.2
Emergency Medicine	903	4.5	934	4.6	912	4.5	971	4.7	1,001	4.8	1,073	5.2	1,114	5.2
Family Practice	3,262	16.1	3,293	16.2	3,244	15.9	3,183	15.5	3,074	14.9	2,962	14.4	2,920	14.4
General Surgery	1,009	5.0	1,024	5.0	1,009	4.9	1,023	5.0	1,041	5.0	1,039	5.0	1,049	5.0
Preliminary (PGY-1 Only)	959	4.7	969	4.8	944	4.6	957	4.6	994	4.8	980	4.8	1,006	4.8
Surgery-Plastic Surgery	0	0.0	0	0.0	25	0.1	25	0.1	18	0.1	0	0.0	0	0.0
Internal Medicine	4,595	22.7	4,697	23.1	4,753	23.2	4,810	23.4	4,727	22.9	4,662	22.6	4,692	22.6
Medicine-Emerg Med	0	0.0	0	0.0	17	0.1	17	0.1	15	0.1	21	0.1	19	0.1
Medicine-Family Practice	0	0.0	0	0.0	7	0.0	8	0.0	5	0.0	3	0.0	4	0.0
Medicine-Neurology	0	0.0	0	0.0	1	0.0	2	0.0	3	0.0	2	0.0	1	0.0
Medicine-Pediatrics	464	2.3	456	2.2	432	2.1	446	2.2	439	2.1	399	1.9	385	1.9
Medicine-P M & R	0	0.0	0	0.0	6	0.0	7	0.0	3	0.0	0	0.0	0	0.0
Medicine-Preventive Med											2	0.0	1	0.0
Medicine-Psychiatry	39	0.2	34	0.2	44	0.2	38	0.2	41	0.2	32	0.2	31	0.2
Preliminary (PGY-1 Only)	1,362	6.7	1,400	6.9	1,499	7.3	1,526	7.4	1,633	7.9	1,675	8.1	1,839	8.1
Primary	608	3.0	565	2.8	575	2.8	473	2.3	404	2.0	339	1.6	321	1.6
Medical Genetics											1	0.0	1	0.0
Neurological Surgery	33	0.2	37	0.2	38	0.2	31	0.2	37	0.2	39	0.2	39	0.2
Neurology	34	0.2	32	0.2	43	0.2	56	0.3	56	0.3	54	0.3	56	0.3
Nuclear Medicine	3	0.0	5	0.0	0	0.0	0	0.0	0	0.0	1	0.0	0	0.0
Obstetrics-Gynecology	1,157	5.7	1,125	5.5	1,127	5.5	1,119	5.4	1,125	5.5	1,138	5.5	1,151	5.5
Ophthalmology	10	0.0	7	0.0	8	0.0	8	0.0	11	0.1	8	0.0	11	0.0
Orthopaedic Surgery	514	2.5	512	2.5	527	2.6	554	2.7	566	2.7	569	2.8	575	2.8
Otolaryngology	43	0.2	46	0.2	43	0.2	41	0.2	40	0.2	37	0.2	36	0.2
Pathology	359	1.8	355	1.7	344	1.7	335	1.6	383	1.9	398	1.9	443	1.9
Pediatrics	2,019	10.0	2,070	10.2	2,104	10.3	2,144	10.4	2,161	10.5	2,209	10.7	2,237	10.7
Pediatrics-Emerg Med	0	0.0	0	0.0	4	0.0	4	0.0	4	0.0	4	0.0	3	0.0
Pediatrics-P M & R	0	0.0	0	0.0	5	0.0	2	0.0	2	0.0	1	0.0	3	0.0
Peds/Psych/Child Psych	20	0.1	19	0.1	19	0.1	16	0.1	14	0.1	17	0.1	20	0.1
Primary	119	0.6	107	0.5	122	0.6	116	0.6	109	0.5	110	0.5	86	0.5
Physical Medicine & Rehab	92	0.5	76	0.4	78	0.4	77	0.4	80	0.4	74	0.4	78	0.4
Plastic Surgery	61	0.3	49	0.2	47	0.2	52	0.3	58	0.3	77	0.4	77	0.4
Preventive Medicine	14	0.1	10	0.0	11	0.1	10	0.0	10	0.0	10	0.0	9	0.0
Psychiatry	926	4.6	917	4.5	908	4.4	944	4.6	933	4.5	957	4.6	986	4.6
Psychiatry-Child Psychiatry	0	0.0	0	0.0	3	0.0	5	0.0	3	0.0	0	0.0	0	0.0
Psychiatry-Family Practice	0	0.0	0	0.0	14	0.1	15	0.1	17	0.1	18	0.1	16	0.1
Psychiatry-Neurology	0	0.0	0	0.0	3	0.0	1	0.0	1	0.0	0	0.0	0	0.0
Radiation Oncology	8	0.0	4	0.0	8	0.0	11	0.1	12	0.1	14	0.1	10	0.1
Radiology-Diagnostic	198	1.0	160	0.8	130	0.6	125	0.6	137	0.7	132	0.6	136	0.6
Transitional (PGY-1 Only)	987	4.9	965	4.8	978	4.8	1,005	4.9	1,031	5.0	1,062	5.2	1,033	5.2
Urology	65	0.3	56	0.3	61	0.3	57	0.3	53	0.3	57	0.3	56	0.3
TOTAL - PGY-1	20,209	100.0	20,299	100.0	20,453	100.0	20,598	100.0	20,642	100.0	20,602	100.0	20,908	100.0
PGY-2 POSITIONS (starting 2004)														
Anesthesiology	677	31.0	661	30.7	626	29.4	656	30.9	733	32.8	777	33.6	833	33.6
Dermatology	212	9.7	218	10.1	221	10.4	216	10.2	232	10.4	241	10.4	239	10.4
Emergency Medicine	162	7.4	164	7.6	151	7.1	147	6.9	147	6.6	138	6.0	137	6.0
Neurological Surgery	0	0.0	0	0.0	0	0.0	0	0.0	1	0.0	0	0.0	0	0.0
Neurology	2	0.1	1	0.0	1	0.0	2	0.1	1	0.0	0	0.0	0	0.0
Nuclear Medicine	6	0.3	4	0.2	6	0.3	5	0.2	5	0.2	4	0.2	3	0.2
Orthopaedic Surgery	27	1.2	30	1.4	29	1.4	5	0.2	1	0.0	1	0.0	1	0.0
Otolaryngology	0	0.0	0	0.0	0	0.0	0	0.0	1	0.0	2	0.1	0	0.1
Physical Medicine & Rehab	247	11.3	250	11.6	236	11.1	237	11.2	242	10.8	249	10.8	275	10.8
Plastic Surgery	0	0.0	0	0.0	0	0.0	0	0.0	1	0.0	0	0.0	0	0.0
Preventive Medicine	4	0.2	3	0.1	0	0.0	3	0.1	3	0.1	3	0.1	3	0.1
Psychiatry	59	2.7	46	2.1	46	2.2	52	2.4	50	2.2	27	1.2	16	1.2
Radiation Oncology	99	4.5	90	4.2	93	4.4	85	4.0	81	3.6	83	3.6	107	3.6
Radiology-Diagnostic	692	31.6	683	31.7	722	33.9	716	33.7	738	33.0	788	34.1	843	34.1
Urology	0	0.0	2	0.1	0	0.0	0	0.0	0	0.0	1	0.0	0	0.0
TOTAL - PGY-2	2,187	100.0	2,152	100.0	2,131	100.0	2,124	100.0	2,236	100.0	2,314	100.0	2,457	100.0
GRAND TOTAL	22,396		22,451		22,584		22,722		22,878		22,916		23,365	

Source: National Resident Matching Program 2003 Match Data

**Figure 2 Non-U.S. Citizen Graduates of Foreign Medical Schools:
Active Applicants and Numbers Matched**

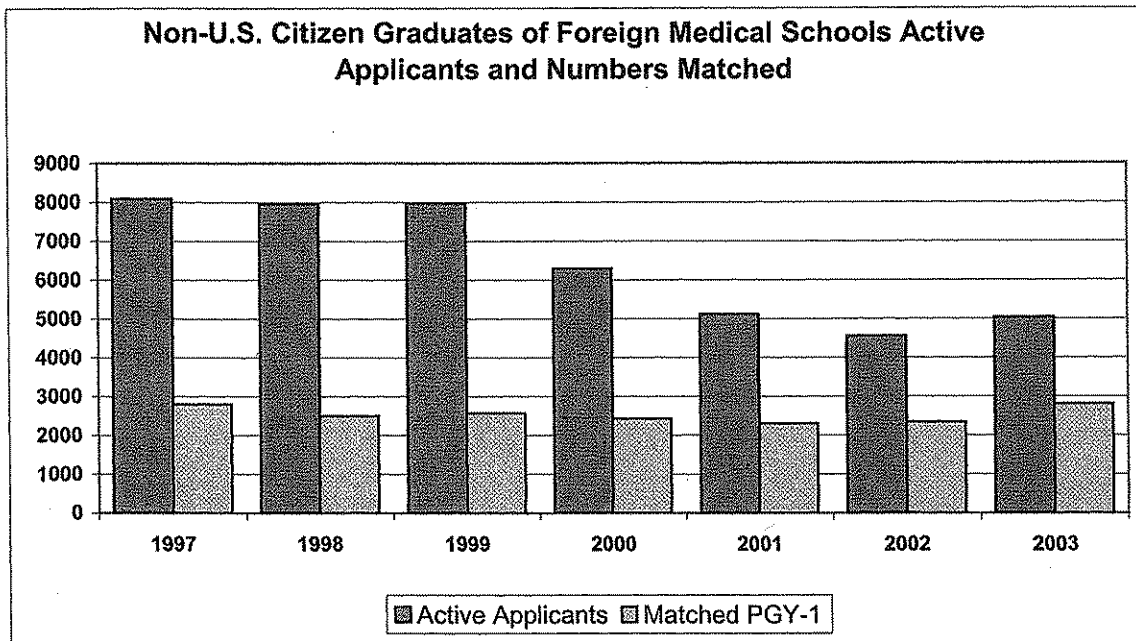


Figure 3 Total Number of Active Applicants and Numbers Matched

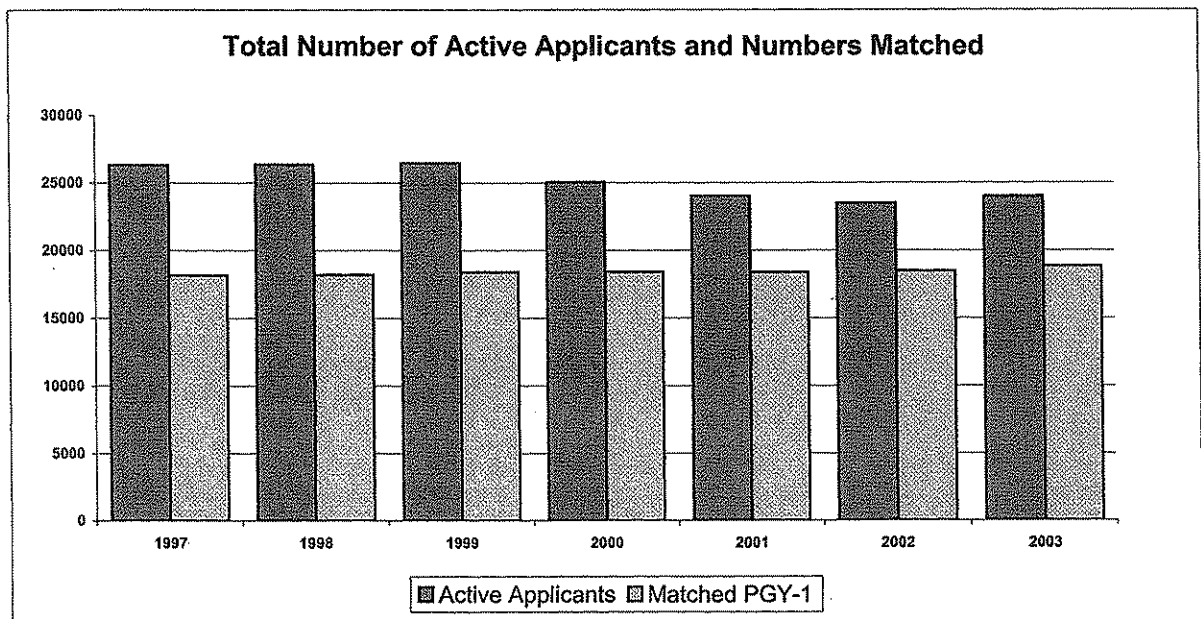


TABLE 2
APPLICANTS IN THE MATCHING PROGRAM
1997 - 2003

Applicants	1997		1998		1999		2000		2001		2002		2003	
	No.	%	No.	%	No.	%	No.	%	No.	%	No.	%	No.	%
U.S. Senior Students	15,858	100.0	15,914	100.0	15,892	100.0	15,681	100.0	15,726	100.0	15,161	100.0	15,101	100.0
Withdrew	1,156	7.3	1,194	7.5	1,144	7.2	1,192	7.6	1,116	7.1	737	4.9	670	4.4
No Ranking	88	0.6	110	0.7	141	0.9	131	0.8	155	1.0	88	0.6	99	0.7
Active Applicants	14,614	100.0	14,610	100.0	14,607	100.0	14,358	100.0	14,455	100.0	14,336	100.0	14,332	100.0
Matched PGY-1	13,554	92.7	13,656	93.5	13,707	93.8	13,485	93.9	13,542	93.7	13,489	94.1	13,364	93.2
Unmatched PGY-1	1,060	7.3	954	6.5	900	6.2	873	6.1	913	6.3	847	5.9	968	6.8
Canadian Students	171	100.0	125	100.0	127	100.0	138	100.0	146	100.0	143	100.0	128	100.0
Withdrew	67	39.2	37	29.6	37	29.1	45	32.6	44	30.1	33	23.1	40	31.3
No Ranking	24	14.0	16	12.8	22	17.3	21	15.2	22	15.1	11	7.7	15	11.7
Active Applicants	80	100.0	72	100.0	68	100.0	72	100.0	80	100.0	99	100.0	73	100.0
Matched PGY-1	55	68.8	49	68.1	51	75.0	49	68.1	54	67.5	77	77.8	52	71.2
Unmatched PGY-1	25	31.3	23	31.9	17	25.0	23	31.9	26	32.5	22	22.2	21	28.8
U.S. Physicians	2,081	100.0	1,855	100.0	1,669	100.0	1,647	100.0	1,708	100.0	1,612	100.0	1,535	100.0
Withdrew	443	21.3	408	22.0	356	21.3	319	19.4	395	23.1	230	14.3	229	14.9
No Ranking	371	17.8	351	18.9	354	21.2	368	22.3	325	19.0	373	23.1	293	19.1
Active Applicants	1,267	100.0	1,096	100.0	959	100.0	960	100.0	988	100.0	1,009	100.0	1,013	100.0
Matched PGY-1	609	48.1	591	53.9	513	53.5	467	48.6	471	47.7	454	45.0	448	44.2
Unmatched PGY-1	658	51.9	505	46.1	446	46.5	493	51.4	517	52.3	555	55.0	565	55.8
Osteopaths	1,185	100.0	1,343	100.0	1,451	100.0	1,665	100.0	1,793	100.0	1,859	100.0	1,937	100.0
Withdrew	182	15.4	218	16.2	185	12.7	225	13.5	383	21.4	386	20.8	406	21
No Ranking	213	18.0	235	17.5	282	19.4	290	17.4	169	9.4	157	8.4	123	6.4
Active Applicants	790	100.0	890	100.0	984	100.0	1,150	100.0	1,241	100.0	1,316	100.0	1,408	100.0
Matched PGY-1	509	64.4	614	69.0	671	68.2	823	71.6	876	70.6	933	70.9	995	70.7
Unmatched PGY-1	281	35.6	276	31.0	313	31.8	327	28.4	365	29.4	383	29.1	413	29.3
5th Pathway	24	100.0	54	100.0	73	100.0	102	100.0	150	100.0	163	100.0	184	100.0
Withdrew	4	16.7	11	20.4	17	23.3	36	35.3	35	23.3	28	17.2	40	21.7
No Ranking	5	20.8	8	14.8	10	13.7	6	5.9	13	8.7	21	12.9	21	11.4
Active Applicants	15	100.0	35	100.0	46	100.0	60	100.0	102	100.0	114	100.0	123	100.0
Matched PGY-1	6	40.0	18	51.4	25	54.3	35	58.3	69	67.6	67	58.8	63	51.2
Unmatched PGY-1	9	60.0	17	48.6	21	45.7	25	41.7	33	32.4	47	41.2	60	48.8
U.S. Foreign Graduates	2,247	100.0	2,734	100.0	2,859	100.0	3,456	100.0	3,395	100.0	3,567	100.0	3,356	100.0
Withdrew	397	17.7	540	19.8	406	14.2	587	17.0	755	22.2	856	24.0	791	23.6
No Ranking	383	17.0	494	18.1	632	22.1	700	20.3	641	18.9	682	19.1	578	17.2
Active Applicants	1,467	100.0	1,700	100.0	1,821	100.0	2,169	100.0	1,999	100.0	2,029	100.0	1,987	100.0
Matched PGY-1	638	43.5	774	45.5	864	47.4	1,114	51.4	1,048	52.4	1,092	53.8	1,085	54.6
Unmatched PGY-1	829	56.5	926	54.5	957	52.6	1,055	48.6	951	47.6	937	46.2	902	45.4
Non-U.S. Foreign Graduates	13,811	100.0	13,798	100.0	13,985	100.0	10,839	100.0	9,038	100.0	8,578	100.0	8,763	100.0
Withdrew	2,466	17.9	2,302	16.7	1,544	11.0	1,354	12.5	1,725	19.1	2,079	24.2	2,305	26.3
No Ranking	3,255	23.6	3,539	25.6	4,464	31.9	3,198	29.5	2,197	24.3	1,943	22.7	1,429	16.3
Active Applicants	8,090	100.0	7,957	100.0	7,977	100.0	6,287	100.0	5,116	100.0	4,556	100.0	5,029	100.0
Matched PGY-1	2,792	34.5	2,495	31.4	2,567	32.2	2,418	38.5	2,294	44.8	2,335	51.3	2,799	55.7
Unmatched PGY-1	5,298	65.5	5,462	68.6	5,410	67.8	3,869	61.5	2,822	55.2	2,221	48.7	2,230	44.3
Total Applicants	35,377	100.0	35,823	100.0	36,056	100.0	33,528	100.0	31,956	100.0	31,083	100.0	31,004	100.0
Withdrew	4,715	13.3	4,710	13.1	3,689	10.2	3,758	11.2	4,453	13.9	4,349	14.0	4,481	14.5
No Ranking	4,339	12.3	4,753	13.3	5,905	16.4	4,714	14.1	3,522	11.0	3,275	10.5	2,558	8.3
Active Applicants	26,323	100.0	26,360	100.0	26,462	100.0	25,056	100.0	23,981	100.0	23,459	100.0	23,965	100.0
Matched PGY-1	18,163	69.0	18,197	69.0	18,398	69.5	18,391	73.4	18,354	76.5	18,447	78.6	18,806	78.5
Unmatched PGY-1	8,160	31.0	8,163	31.0	8,064	30.5	6,665	26.6	5,627	23.5	5,012	21.4	5,159	21.5

Note: Active Applicants are those who submit a list of residency program choices.

Note: Unmatched PGY-1 applicants includes applicants who matched to PGY-2 positions, but not to PGY-1 positions.

TABLE 3

The ratios of PGY-1 positions to active applicants from 1976 through 2003 are shown in Table 3. Active applicants are defined as those who submitted a rank order list.

- In 2003, the ratio of PGY-1 positions per active U.S. senior remained almost constant with the previous two years at 1.46/1. The ratio declined from 2.0/1 in 1972 (not shown) to a low of 1.25/1 in 1984 and 1985. Since then it has fluctuated between 1.32/1 and 1.46/1.
- The ratio of PGY-1 positions to total applicants (rather than only U.S. seniors) is quite different and has remained steady for the past three years. The 2003 figure reflects the increase in both total positions and active applicants.

TABLE 3
RATIO OF PGY-1 POSITIONS TO ACTIVE APPLICANTS
1976 - 2003

YEAR	NUMBER OF POSITIONS	ACTIVE U.S. SENIORS	POSITIONS PER U.S. SENIOR	ACTIVE TOTAL	POSITIONS PER ACTIVE APPLICANT
1976	16,112	11,735	1.37	16,728	0.96
1977	16,574	11,898	1.39	15,854	1.05
1978	17,219	12,666	1.36	15,354	1.12
1979	17,824	13,036	1.37	14,985	1.19
1980	18,055	13,322	1.36	15,129	1.19
1981	18,331	13,705	1.34	16,104	1.14
1982	18,300	14,144	1.29	18,410	0.99
1983	17,952	13,969	1.29	20,044	0.90
1984	18,457	14,741	1.25	22,052	0.84
1985	18,535	14,849	1.25	22,386	0.83
1986	18,770	14,737	1.27	21,357	0.88
1987	19,047	14,466	1.32	20,054	0.95
1988	19,513	14,499	1.35	19,808	0.99
1989	19,955	14,117	1.41	19,207	1.04
1990	20,101	13,908	1.45	19,004	1.06
1991	20,192	13,943	1.45	18,450	1.09
1992	20,394	14,030	1.45	19,519	1.04
1993	20,598	14,094	1.46	20,916	0.98
1994	20,772	14,207	1.46	22,352	0.93
1995	20,751	14,621	1.42	22,936	0.90
1996	20,563	14,539	1.41	24,718	0.83
1997	20,209	14,614	1.38	26,323	0.77
1998	20,299	14,610	1.39	26,360	0.77
1999	20,453	14,607	1.40	26,462	0.77
2000	20,598	14,358	1.43	25,056	0.82
2001	20,642	14,455	1.43	23,981	0.86
2002	20,602	14,336	1.44	23,459	0.88
2003	20,908	14,332	1.46	23,965	0.87

NOTE: Applicants who withdrew or did not rank programs are excluded.

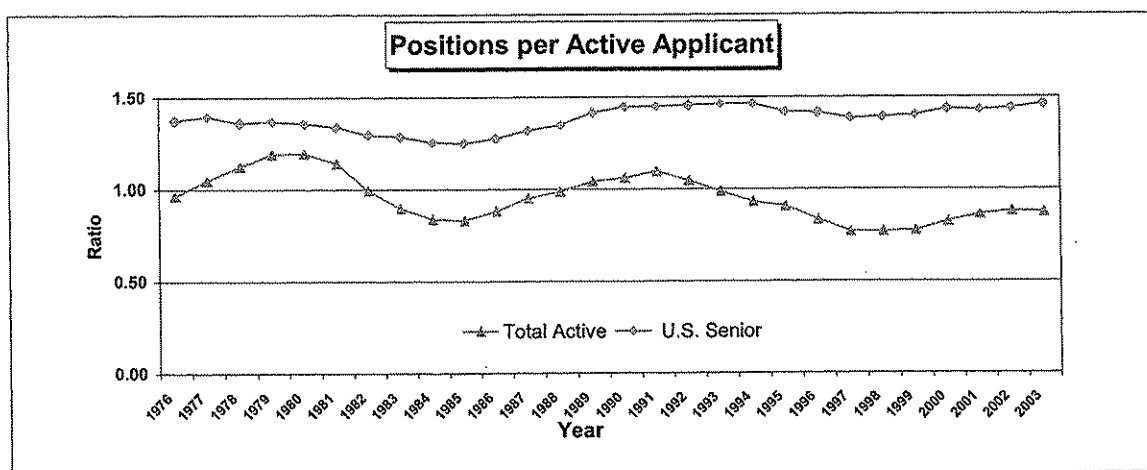


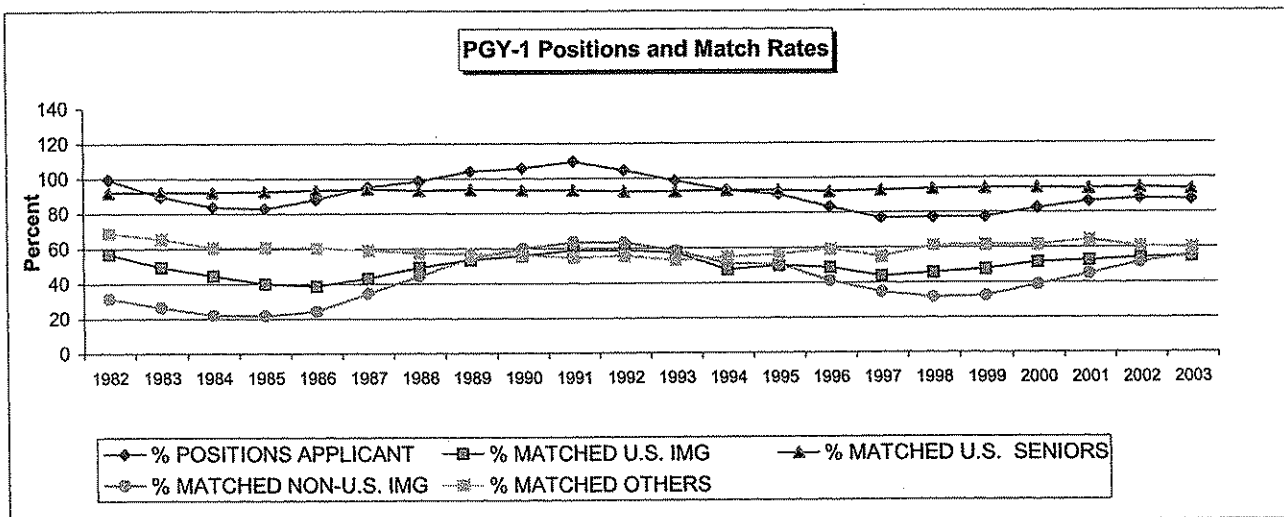
TABLE 4

Table 4 displays the match rates to PGY-1 positions for U.S. seniors, U.S. citizens trained in foreign medical schools, non-U.S. citizens trained in foreign medical schools, and others (Canadian, Osteopathic, Fifth Pathway, and U.S. physicians). Two of the four categories registered an increase in **match rates**, which is the percentage of active participants who matched to PGY-1 positions.

- 93.2 percent of U.S. seniors matched, down from the all-time high of 94.1 percent in 2002.
- Canadian, osteopathic, Fifth Pathway, and U.S. physicians collectively matched at 59.5 percent, a decrease of less than 1.0 percent from the 2002 Match.
- The match rate for U.S. citizen graduates of foreign medical schools rose by 0.8 percent, the sixth year of an increase.
- For the third consecutive year, the percentage of non-U.S. citizen graduates of foreign medical schools who matched increased significantly, jumping 4.4 percent. (See Table 1 and 2 comments).

TABLE 4
PGY-1 POSITIONS, ACTIVE APPLICANTS AND MATCH RATES
1982 - 2003

YEAR	POSITIONS IN NRMP	TOTAL ACTIVE APPLICANTS	% POSITIONS APPLICANT	% MATCHED U.S. SENIORS	% MATCHED OTHERS	% MATCHED U.S. IMG	% MATCHED NON-U.S. IMG
1982	18,300	18,410	99.4	92.1	68.6	56.8	31.4
1983	17,952	20,044	89.6	92.2	65.2	49.3	26.2
1984	18,457	22,052	83.7	92.2	60.5	44.4	21.9
1985	18,535	22,386	82.8	92.6	60.7	39.7	21.6
1986	18,770	21,357	87.9	93.3	60.3	38.6	24.0
1987	19,047	20,054	95.0	94.0	58.9	43.0	34.2
1988	19,513	19,808	98.5	93.1	57.3	49.0	44.1
1989	19,955	19,207	103.9	93.6	56.7	53.3	54.2
1990	20,101	19,004	105.8	93.3	56.0	55.6	59.7
1991	20,192	18,450	109.4	93.1	54.5	58.6	63.4
1992	20,394	19,519	104.5	92.4	55.5	58.7	63.0
1993	20,598	20,916	98.5	92.4	53.0	57.2	58.4
1994	20,772	22,352	92.9	93.0	54.7	47.5	50.9
1995	20,751	22,936	90.5	92.7	56.1	49.8	50.5
1996	20,563	24,718	83.2	92.1	59.0	48.5	40.9
1997	20,209	26,323	76.8	92.7	54.8	43.5	34.5
1998	20,299	26,360	77.0	93.5	60.8	45.5	31.4
1999	20,453	26,462	77.3	93.8	61.3	47.5	32.2
2000	20,598	25,056	82.2	93.9	61.3	51.4	38.5
2001	20,642	23,981	86.1	93.7	64.0	52.4	44.8
2002	20,602	23,459	87.8	94.1	60.3	53.8	51.3
2003	20,908	23,965	87.2	93.2	59.5	54.6	55.7



TABLES 5 AND 6

Table 5 illustrates the numbers of positions offered in the Match by specialty, as well as the numbers filled by U.S. seniors and by an aggregate of all other applicants. Table 6 displays the same information in percentages.

- For the fifth year more than 20,000 matches were made to PGY-1 and PGY-2 positions, with an increase of 520 over 2002 and 1,020 for the five-year period.
- The **fill rate** for all programs also increased in 2003, and at 90.7 percent is the highest for the five-year period.
- The number of offered PGY-2 positions continues to rise with 143 more positions in the Match, including 55 more in diagnostic radiology positions and 56 more in anesthesiology.
- U.S. seniors filled 82.7 percent of the 1049 positions offered in surgery categorical programs, an increase of 7.4 percent. The overall fill rate for surgery programs rose as well, from 94.4 percent in 2002 to 99.0 percent in 2003.

Specialties of note are:

- Specialties and specialty tracks with at least 10 positions in the Match and 100 percent fill rates:
 - Dermatology: PGY-2
 - Radiation oncology: PGY-1 and PGY-2
- Specialties with at least 10 positions in the Match and over 90 percent filled by U.S. Seniors:
 - Orthopaedic surgery: PGY-1
 - Plastic surgery: PGY-1
 - Radiation oncology: PGY-2
- Four specialties had a fill rate variance greater than 5 percent when compared to 2002.
 - Dermatology PGY-1: declined by 6.1 percent
 - Pathology PGY-1: increased by 6.4 percent
 - Physical medicine and rehabilitation: PGY-1 increased by 5.2 percent and PGY-2 by 13.1 percent
 - Psychiatry PGY-2: increased by 8.6 percent

TABLE 5
POSITIONS OFFERED AND FILLED
BY U.S. SENIORS AND ALL APPLICANTS
1999 - 2003

	1999			2000			2001			2002			2003		
	POSITIONS		#U.S. #TOT	POSITIONS		#U.S. #TOT	POSITIONS		#U.S. #TOT	POSITIONS		#U.S. #TOT	POSITIONS		#U.S. #TOT
	OFFERED	FILLED		OFFERED	FILLED		OFFERED	FILLED		OFFERED	FILLED		OFFERED	FILLED	
PGY-1 POSITIONS															
Anesthesiology	330	137	255	349	173	292	371	237	332	392	307	375	431	321	415
Dermatology	30	25	30	35	34	35	30	26	30	34	31	34	33	25	31
Emergency Medicine	912	714	882	971	794	966	1,001	825	995	1,073	866	1,052	1,114	859	1,073
Family Practice	3,244	2,015	2,683	3,183	1,817	2,584	3,074	1,503	2,346	2,962	1,399	2,342	2,920	1,226	2,227
General Surgery	1,009	840	971	1,023	874	1,008	1,041	820	973	1,039	782	981	1,049	867	1,038
Preliminary (PGY-1 Only)	944	377	536	957	358	528	994	377	552	980	378	569	1,006	424	648
Surgery-Plastic Surgery	25	22	25	25	23	24	18	16	16	0			0		
Internal Medicine	4,753	2,863	4,506	4,810	2,800	4,494	4,727	2,798	4,403	4,662	2,738	4,395	4,692	2,590	4,462
Medicine-Emer Med	17	15	17	17	16	17	15	11	13	21	15	17	19	16	18
Medicine-Family Practice	7	3	5	8	5	6	5	2	4	3	3	3	4	3	4
Medicine-Neurology	1	0	0	2	1	1	3	0	0	2	1	2	1	1	1
Medicine-Pediatrics	432	347	382	446	338	392	439	337	385	399	292	340	385	258	317
Medicine-P M & R	6	1	3	7	3	3	3	1	1	0			0		
Medicine-Preventive Med										2	2	2	1	0	1
Medicine-Psychiatry	44	21	29	38	20	28	41	19	23	32	14	22	31	19	24
Preliminary (PGY-1 Only)	1,499	1,057	1,275	1,526	1,136	1,341	1,633	1,271	1,488	1,675	1,398	1,563	1,839	1,468	1,663
Primary	575	347	505	473	281	445	404	234	369	339	204	321	321	192	298
Medical Genetics										1	1	1	1	0	1
Neurological Surgery	38	33	37	31	24	25	37	30	34	39	29	32	39	37	38
Neurology	43	16	37	56	22	44	56	20	44	54	21	45	56	25	45
Nuclear Medicine	0	0	0	0	0	0	0	0	0	1	1	1	0		
Obstetrics-Gynecology	1,127	905	1,049	1,119	840	1,031	1,125	834	1,040	1,138	850	1,067	1,151	786	1,050
Ophthalmology	8	7	7	8	4	4	11	7	7	8	3	4	11	3	4
Orthopaedic Surgery	527	478	524	554	489	551	566	520	557	569	529	565	575	533	568
Otolaryngology	43	39	39	41	33	35	40	33	35	37	33	33	36	33	34
Pathology	344	146	281	335	127	246	383	170	312	398	198	333	443	265	399
Pediatrics	2,104	1,742	2,077	2,144	1,638	2,042	2,161	1,705	2,091	2,209	1,562	1,992	2,237	1,596	2,099
Peds-Emergency Med	4	3	4	4	4	4	4	3	4	4	4	4	3	2	3
Peds P M & R	5	3	3	2	1	2	2	2	2	1	1	1	3	2	3
Peds/Psych/Child Psych	19	14	17	16	11	14	14	11	12	17	16	17	20	16	18
Primary	122	63	122	116	57	110	109	50	105	110	58	104	86	47	84
Physical Medicine & Rehab	78	34	69	77	27	62	80	31	65	74	48	64	78	35	71
Plastic Surgery	47	45	47	52	45	50	58	56	58	77	72	77	77	71	76
Preventive Medicine	11	3	7	10	3	5	10	3	4	10	2	3	9	0	3
Psychiatry	908	482	857	944	481	853	933	524	872	957	564	907	986	597	916
Psychiatry-Child Psychiatry	3	2	3	5	3	3	3	3	3	0			0		
Psychiatry-Family Practice	14	6	9	15	11	13	17	11	13	18	11	12	16	5	8
Psychiatry-Neurology	3	2	2	1	0	1	1	1	1	0			0		
Radiation Oncology	8	5	6	11	9	11	12	12	12	14	11	14	10	10	10
Radiology-Diagnostic	130	101	121	125	114	125	137	124	136	132	108	125	136	116	133
Transitional (PGY-1 Only)	978	742	922	1,005	819	944	1,031	866	966	1,062	891	977	1,033	866	970
Urology	61	52	54	57	50	52	53	49	51	57	46	51	56	50	53
TOTAL - PGY-1	20,453	13,707	18,398	20,598	13,485	18,391	20,642	13,542	18,354	20,602	13,489	18,447	20,908	13,364	18,806
PGY-2 POSITIONS (starting in 2004)															
Anesthesiology	626	289	402	656	375	510	733	476	641	777	597	737	833	606	796
Dermatology	221	175	219	216	168	216	232	176	227	241	190	241	239	194	239
Emergency Medicine	151	125	149	147	110	144	147	114	144	138	113	134	137	97	130
Neurological Surgery	0	0	0	0	0	0	1	0	1	0			0		
Neurology	1	0	1	2	0	1	1	1	1	0			0		
Nuclear Medicine	6	2	3	5	0	3	5	2	3	4	2	4	3	2	3
Orthopaedic Surgery	29	19	27	5	4	5	1	1	1	1	0	0	1	1	1
Otolaryngology							1	0	0	2	2	2	0		
Physical Medicine & Rehab	236	111	194	237	91	182	242	99	187	249	132	225	275	156	252
Plastic Surgery							1	1	1	0			0		
Preventive Medicine	0	0	0	3	0	0	3	0	0	3	0	0	3	0	0
Psychiatry	46	33	37	52	40	40	50	36	39	27	22	23	16	12	15
Radiation Oncology	93	65	74	85	67	75	81	76	79	83	76	81	107	97	107
Radiology-Diagnostic	722	552	666	716	599	705	738	608	732	788	654	776	843	692	841
Urology	0	0	0	0	0	0	0	0	0	1	0	0	0	0	0
TOTAL - PGY -2	2,131	1,371	1,772	2,124	1,454	1,881	2,236	1,590	2,056	2,314	1,788	2,223	2,457	1,857	2,384
GRAND TOTAL	22,584	15,078	20,170	22,722	14,939	20,272	22,878	15,132	20,410	22,916	15,277	20,670	23,365	15,221	21,190

Source: National Resident Matching Program 2003 Match Data

TABLE 6
POSITIONS OFFERED AND PERCENT FILLED
BY U.S. SENIORS AND ALL APPLICANTS
1999 - 2003

	1999			2000			2001			2002			2003		
	POSITIONS			POSITIONS			POSITIONS			POSITIONS			POSITIONS		
	OFFERED	FILLED		OFFERED	FILLED		OFFERED	FILLED		OFFERED	FILLED		OFFERED	FILLED	
	%U.S.	%TOT		%U.S.	%TOT		%U.S.	%TOT		%U.S.	%TOT		%U.S.	%TOT	
PGY-1 POSITIONS															
Anesthesiology	330	41.5	77.3	349	49.6	83.7	371	63.9	89.5	392	78.3	95.7	431	74.5	96.3
Dermatology	30	83.3	100.0	35	97.1	100.0	30	86.7	100.0	34	91.2	100.0	33	75.8	93.9
Emergency Medicine	912	78.3	96.7	971	81.8	99.5	1,001	82.4	99.4	1,073	80.7	98.0	1,114	77.1	96.3
Family Practice	3,244	62.1	82.7	3,183	57.1	81.2	3,074	48.9	76.3	2,962	47.2	79.1	2,920	42.0	76.3
General Surgery	1,009	83.3	96.2	1,023	85.4	98.5	1,041	78.8	93.5	1,039	75.3	94.4	1,049	82.7	99.0
Preliminary (PGY-1 Only)	944	39.9	56.8	957	37.4	55.2	994	37.9	55.5	980	38.6	58.1	1,006	42.1	64.4
Surgery-Plastic Surgery	25	88.0	100.0	25	92.0	96.0	18	88.9	88.9	0			0		
Internal Medicine	4,753	60.2	94.8	4,810	58.2	93.4	4,727	59.2	93.1	4,662	58.7	94.3	4,692	55.2	95.1
Medicine-Emer Med	17	88.2	100.0	17	94.1	100.0	15	73.3	86.7	21	71.4	81.0	19	84.2	94.7
Medicine-Family Practice	7	42.9	71.4	8	62.5	75.0	5	40.0	80.0	3	100.0	100.0	4	75.0	100.0
Medicine-Neurology	1	0.0	0.0	2	50.0	50.0	3	0.0	0.0	2	50.0	100.0	1	100.0	100.0
Medicine-Pediatrics	432	80.3	88.4	446	75.8	87.9	439	76.8	87.7	399	73.2	85.2	385	67.0	82.3
Medicine-P M & R	6	16.7	50.0	7	42.9	42.9	3	33.3	33.3	0			0		
Medicine-Preventive Med										2	100.0	100.0	1	0.0	100.0
Medicine-Psychiatry	44	47.7	65.9	38	52.6	73.7	41	46.3	56.1	32	43.8	68.8	31	61.3	77.4
Preliminary (PGY-1 Only)	1,499	70.5	85.1	1,526	74.4	87.9	1,633	77.8	91.1	1,675	83.5	93.3	1,839	79.8	90.4
Primary	575	60.3	87.8	473	59.4	94.1	404	57.9	91.3	339	60.2	94.7	321	59.8	92.8
Medical Genetics										1	100.0	100.0	1	0.0	100.0
Neurological Surgery	38	86.8	97.4	31	77.4	80.6	37	81.1	91.9	39	74.4	82.1	39	94.9	97.4
Neurology	43	37.2	86.0	56	39.3	78.6	56	35.7	78.6	54	38.9	83.3	56	44.6	80.4
Nuclear Medicine	0			0			0			1	100.0	100.0	0		
Obstetrics-Gynecology	1,127	80.3	93.1	1,119	75.1	92.1	1,125	74.1	92.4	1,138	74.7	93.8	1,151	68.3	91.2
Ophthalmology	8	87.5	87.5	8	50.0	50.0	11	63.6	63.6	8	37.5	50.0	11	27.3	36.4
Orthopaedic Surgery	527	90.7	99.4	554	88.3	99.5	566	91.9	98.4	569	93.0	99.3	575	92.7	98.8
Otolaryngology	43	90.7	90.7	41	80.5	85.4	40	82.5	87.5	37	89.2	89.2	36	91.7	94.4
Pathology	344	42.4	81.7	335	37.9	73.4	383	44.4	81.5	398	49.7	83.7	443	59.8	90.1
Pediatrics	2,104	82.8	98.7	2,144	76.4	95.2	2,161	78.9	96.8	2,209	70.7	90.2	2,237	71.3	93.8
Peds-Emergency Med	4	75.0	100.0	4	100.0	100.0	4	75.0	100.0	4	100.0	100.0	3	66.7	100.0
Peds-P M & R	5	60.0	60.0	2	50.0	100.0	2	100.0	100.0	1	100.0	100.0	3	66.7	100.0
Peds/Psych/Child Psych	19	73.7	89.5	16	68.8	87.5	14	78.6	85.7	17	94.1	100.0	20	80.0	90.0
Primary	122	51.6	100.0	116	49.1	94.8	109	45.9	96.3	110	52.7	94.5	86	54.7	97.7
Physical Medicine & Rehab	78	43.6	88.5	77	35.1	80.5	80	38.8	81.3	74	64.9	86.5	78	44.9	91.0
Plastic Surgery	47	95.7	100.0	52	86.5	96.2	58	96.6	100.0	77	93.5	100.0	77	92.2	98.7
Preventive Medicine	11	27.3	63.6	10	30.0	50.0	10	30.0	40.0	10	20.0	30.0	9	0.0	33.3
Psychiatry	908	53.1	94.4	944	51.0	90.4	933	56.2	93.5	957	58.9	94.8	986	60.5	92.9
Psychiatry-Child Psychiatry	3	66.7	100.0	5	60.0	60.0	3	100.0	100.0	0			0		
Psychiatry-Family Practice	14	42.9	64.3	15	73.3	86.7	17	64.7	76.5	18	61.1	66.7	16	31.3	50.0
Psychiatry-Neurology	3	66.7	66.7	1	0.0	100.0	1	100.0	100.0	0			0		
Radiation Oncology	8	62.5	75.0	11	81.8	100.0	12	100.0	100.0	14	78.6	100.0	10	100.0	100.0
Radiology-Diagnostic	130	77.7	93.1	125	91.2	100.0	137	90.5	99.3	132	81.8	94.7	136	85.3	97.8
Transitional (PGY-1 Only)	978	75.9	94.3	1,005	81.5	93.9	1,031	84.0	93.7	1,062	83.9	92.0	1,033	83.8	93.9
Urology	61	85.2	88.5	57	87.7	91.2	53	92.5	96.2	57	80.7	89.5	56	89.3	94.6
TOTAL - PGY-1	20,453	67.0	90.0	20,598	65.5	89.3	20,642	65.6	88.9	20,602	65.5	89.5	20,908	63.9	89.9
PGY-2 POSITIONS (starting in 2004)															
Anesthesiology	626	46.2	64.2	656	57.2	77.7	733	64.9	87.4	777	76.8	94.9	833	72.7	95.6
Dermatology	221	79.2	99.1	216	77.8	100.0	232	75.9	97.8	241	78.8	100.0	239	81.2	100.0
Emergency Medicine	151	82.8	98.7	147	74.8	98.0	147	77.6	98.0	138	81.9	97.1	137	70.8	94.9
Neurological Surgery	0			0			1	0.0	100.0	0			0		
Neurology	1	0.0	100.0	2	0.0	50.0	1	100.0	100.0	0			0		
Nuclear Medicine	6	33.3	50.0	5	0.0	60.0	5	40.0	60.0	4	50.0	100.0	3	66.7	100.0
Orthopaedic Surgery	29	65.5	93.1	5	80.0	100.0	1	100.0	100.0	2	0.0	0.0	1	100.0	100.0
Otolaryngology							1	0.0	0.0	1	100.0	100.0	0		
Physical Medicine & Rehab	236	47.0	82.2	237	38.4	76.8	242	40.9	77.3	249	53.0	90.4	275	56.7	91.6
Plastic Surgery							1	100.0	100.0	0			0		
Preventive Medicine	0			3	0.0	0.0	3	0.0	0.0	3	0.0	0.0	3	0.0	0.0
Psychiatry	46	71.7	80.4	52	76.9	76.9	50	72.0	78.0	27	81.5	85.2	16	75.0	93.8
Radiation Oncology	93	69.9	79.6	85	78.8	88.2	81	93.8	97.5	83	91.6	97.6	107	90.7	100.0
Radiology-Diagnostic	722	76.5	92.2	716	83.7	98.5	738	82.4	99.2	788	83.0	98.5	843	82.1	99.8
Urology	0			0			0			1	0.0	0.0	0		
TOTAL - PGY-2	2,131	64.3	83.2	2,124	68.5	88.6	2,236	71.1	91.9	2,314	77.3	96.1	2,457	75.6	97.0
GRAND TOTAL	22,584	66.8	89.3	22,722	65.7	89.2	22,878	66.1	89.2	22,916	66.7	90.2	23,365	65.1	90.7

Source: National Resident Matching Program 2003 Match Data

TABLES 7, 8, AND 9

Tables 7, 8, and 9 present the data by specialty for PGY-1 programs for three different groups: all applicants, U.S. seniors, and foreign-trained physicians. Foreign-trained physicians are U.S. citizen and non-U.S. citizen graduates of foreign medical schools, excluding Canadian, osteopathic, and Fifth Pathway applicants.

Generalist Specialties

In 2003, 44.2 percent (5,909) of U.S. seniors who were active applicants matched to a first-year residency position in one of the generalist specialties, a decrease of 2.2 percent from last year. The generalist specialties are defined as:

- Family practice
- Internal medicine, internal medicine-pediatrics, internal medicine-primary
- Pediatrics, pediatrics-primary.

All of those specialties except pediatrics matched fewer U.S. seniors in 2003 than in 2002.

- 1,226 (9.2%) of matched U.S. seniors will enter family practice residency programs, a decrease of 173 from 2002.
- 3,040 (22.7%) of matched U.S. seniors will enter internal medicine, internal medicine-pediatrics, or internal medicine-primary residency programs, a decrease of 194 from last year.
- 1,643 (12.3%) of matched U.S. seniors will enter pediatrics or pediatrics-primary residency programs, an increase of 23 from last year.

Table 9 shows by specialty the number of U.S. citizen and non-U.S. citizen foreign-trained physicians who matched to PGY-1 positions. By far the largest percentage (39.6%) received positions in internal medicine. The next largest group was in family practice, where foreign-trained physicians filled 18.0 percent of positions offered, an increase of 0.6 percent over the 2002 Match.

TABLE 7
ALL APPLICANTS MATCHED TO PGY-1 POSITIONS BY SPECIALTY
1995 - 2003

	1995	1996	1997	1998	1999	2000	2001	2002	2003
	No.	No.	No.	No.	No.	No.	No.	No.	No.
Anesthesiology	136	113	197	246	255	292	332	375	415
Dermatology	16	17	25	27	30	35	30	34	31
Emergency Med	756	851	883	879	882	966	995	1,052	1,073
Family Practice	2,563	2,840	2,905	2,814	2,683	2,584	2,346	2,342	2,227
General Surgery	1,023	1,003	1,003	1,000	971	1,008	973	981	1,038
Preliminary (PGY-1 Only)	613	537	521	541	536	528	552	569	648
Surgery-Plastic Surgery					25	24	16	0	0
Internal Medicine	4,282	4,377	4,399	4,433	4,506	4,494	4,403	4,395	4,462
Medicine-Emerg Med					17	17	13	17	18
Medicine-Family Practice					5	6	4	3	4
Medicine-Neurology					0	1	0	2	1
Medicine-Pediatrics					382	392	385	340	317
Medicine-PM & R					3	3	1	0	0
Medicine-Preventive Medicine							0	2	1
Medicine-Psychiatry							23	22	24
Preliminary (PGY-1 Only)	21	17	29	26	29	28	23	22	24
Primary	1,285	1,169	1,101	1,178	1,275	1,341	1,488	1,563	1,663
Medical Genetics	454	502	549	528	505	445	369	321	298
Neurological Surgery							0	1	1
Neurology	27	24	27	32	37	25	34	32	38
Nuclear Medicine	16	23	26	30	37	44	44	45	45
Obstetrics-Gynecology	4	2	1	1	0	0	0	1	0
Ophthalmology	1,106	1,090	1,124	1,075	1,049	1,031	1,040	1,067	1,050
Orthopaedic Surgery	8	2	6	5	7	4	7	4	4
Otolaryngology	505	501	510	511	524	551	557	565	568
Pathology	42	39	38	40	39	35	35	33	34
Pediatrics	367	331	248	248	281	246	312	333	399
Pediatrics-Emerg Med	1,941	1,966	1,990	2,047	2,077	2,042	2,091	1,992	2,099
Pediatrics-P M & R					4	4	4	4	3
Peds/Psych/Child Psych					3	3	2	1	3
Primary	18	14	18	17	17	17	12	17	18
Physical Medicine & Rehab	42	78	117	105	122	122	105	104	84
Plastic Surgery	73	74	65	62	69	69	65	64	71
Preventive Medicine	34	47	58	47	47	47	58	77	76
Psychiatry	1	4	3	5	7	7	4	3	3
Psychiatry-Child Psychiatry					857	857	872	907	916
Family Practice-Psych	750	771	834	824	3	3	3	0	0
Psychiatry-Neurology					9	13	13	12	8
Radiation Oncology					2	2	1	0	0
Radiology-Diagnostic					6	6	12	14	10
Transitional (PGY-1 Only)	10	7	5	4	6	121	136	125	133
Urology	426	348	124	120	121	121	966	977	970
TOTAL - PGY-1	916	811	864	881	922	922	51	51	53
	72	73	60	51	54	54	51	51	53
	17,858	18,007	18,163	18,197	18,398	18,398	18,354	18,447	18,806
	100.0	100.0	100.0	100.0	100.0	100.0	100.0	100.0	100.0

Source: National Resident Matching Program 2003 Match Data

TABLE 8
U.S. SENIORS MATCHED TO PGY-1 POSITIONS BY SPECIALTY
1995 - 2003

	1995	1996	1997	1998	1999	2000	2001	2002	2003									
	No.	%	No.	%	No.	%	No.	%	No.									
Anesthesiology	93	0.7	43	0.3	80	0.6	118	0.9	137	1.0	173	1.3	237	1.8	307	2.3	321	2.4
Dermatology	15	0.1	15	0.1	23	0.2	26	0.2	25	0.2	34	0.3	26	0.2	31	0.2	25	0.2
Emergency Medicine	613	4.5	705	5.3	699	5.2	707	5.2	714	5.2	794	5.9	825	6.1	866	6.4	859	6.4
Family Practice	2,081	15.4	2,276	17.0	2,340	17.3	2,179	16.0	2,015	14.7	1,817	13.5	1,503	11.1	1,399	10.4	1,226	9.2
General Surgery	915	6.8	890	6.6	883	6.5	853	6.2	840	6.1	874	6.5	820	6.1	782	5.8	867	6.5
Preliminary (PGY-1 Only)	463	3.4	407	3.0	384	2.8	391	2.9	377	2.8	358	2.7	377	2.8	378	2.8	424	3.2
Surgery-Plastic Surgery									22	0.2	23	0.2	16	0.1	0	0.0	0	0.0
Internal Medicine	2,697	19.9	2,744	20.5	2,820	20.8	2,930	21.5	2,863	20.9	2,800	20.8	2,798	20.7	2,738	20.3	2,590	19.4
Medicine-Emer Med									15	0.1	16	0.1	11	0.1	15	0.1	16	0.1
Medicine-Family Practice									3	0.0	5	0.0	2	0.0	3	0.0	3	0.0
Medicine-Neurology									0	0.0	1	0.0	0	0.0	1	0.0	1	0.0
Medicine-Pediatrics	313	2.3	336	2.5	387	2.9	374	2.7	347	2.5	338	2.5	337	2.5	292	2.2	258	1.9
Medicine-P M & R									1	0.0	3	0.0	1	0.0	0	0.0	0	0.0
Medicine-Preventive Medicine														2	0.0	0	0.0	
Medicine-Psychiatry	17	0.1	15	0.1	24	0.2	22	0.2	21	0.2	20	0.1	19	0.1	14	0.1	19	0.1
Preliminary (PGY-1 Only)	1,063	7.8	901	6.7	846	6.2	943	6.9	1,057	7.7	1,136	8.4	1,271	9.4	1,398	10.4	1,468	11.0
Primary	312	2.3	339	2.5	386	2.8	376	2.8	347	2.5	281	2.1	234	1.7	204	1.5	192	1.4
Medical Genetics														1	0.0	0	0.0	
Neurological Surgery	26	0.2	22	0.2	27	0.2	31	0.2	33	0.2	24	0.2	30	0.2	29	0.2	37	0.3
Neurology	6	0.0	6	0.0	8	0.1	18	0.1	16	0.1	22	0.2	20	0.1	21	0.2	25	0.2
Nuclear Medicine	3	0.0	0	0.0	0	0.0	0	0.0	0	0.0	0	0.0	0	0.0	1	0.0	0	0.0
Obstetrics-Gynecology	973	7.2	968	7.2	998	7.4	928	6.8	905	6.6	840	6.2	834	6.2	850	6.3	786	5.9
Ophthalmology	8	0.1	2	0.0	4	0.0	5	0.0	7	0.1	4	0.0	7	0.1	3	0.0	3	0.0
Orthopaedic Surgery	448	3.3	442	3.3	476	3.5	478	3.5	478	3.5	489	3.6	520	3.8	529	3.9	533	4.0
Otolaryngology	41	0.3	39	0.3	36	0.3	37	0.3	39	0.3	33	0.2	33	0.2	33	0.2	33	0.2
Pathology	289	2.0	229	1.7	141	1.0	128	0.9	146	1.1	127	0.9	170	1.3	198	1.5	265	2.0
Pediatrics	1,480	10.9	1,548	11.6	1,596	11.8	1,702	12.5	1,742	12.7	1,638	12.1	1,705	12.6	1,562	11.6	1,596	11.9
Peds-Emergency Med									3	0.0	4	0.0	3	0.0	4	0.0	2	0.0
Peds-P M & R									3	0.0	1	0.0	2	0.0	1	0.0	2	0.0
Peds/Psych/Child Psych	17	0.1	11	0.1	17	0.1	13	0.1	14	0.1	11	0.1	11	0.1	16	0.1	16	0.1
Primary	22	0.2	45	0.3	54	0.4	51	0.4	63	0.5	57	0.4	50	0.4	58	0.4	47	0.4
Physical Medicine & Rehab	55	0.4	52	0.4	40	0.3	28	0.2	34	0.2	27	0.2	31	0.2	48	0.4	35	0.3
Plastic Surgery	31	0.2	46	0.3	55	0.4	43	0.3	45	0.3	45	0.3	56	0.4	72	0.5	71	0.5
Preventive Medicine	1	0.0	2	0.0	0	0.0	4	0.0	3	0.0	3	0.0	3	0.0	2	0.0	0	0.0
Psychiatry	476	3.5	448	3.3	462	3.4	428	3.1	482	3.5	481	3.6	524	3.9	564	4.2	597	4.5
Psychiatry-Child Psychiatry									2	0.0	3	0.0	3	0.0	0	0.0	0	0.0
Family Practice-Psychiatry									6	0.0	11	0.1	11	0.1	11	0.1	5	0.0
Psychiatry-Neurology									2	0.0	0	0.0	1	0.0	0	0.0	0	0.0
Radiation Oncology	9	0.1	4	0.0	4	0.0	2	0.0	5	0.0	9	0.1	12	0.1	11	0.1	10	0.1
Radiology-Diagnostic	331	2.4	243	1.8	79	0.6	91	0.7	101	0.7	114	0.8	124	0.9	108	0.8	116	0.9
Transitional (PGY-1 Only)	700	5.2	549	4.1	627	4.6	699	5.1	742	5.4	819	6.1	866	6.4	891	6.6	866	6.5
Urology	71	0.5	68	0.5	58	0.4	51	0.4	52	0.4	50	0.4	49	0.4	46	0.3	50	0.4
TOTAL - PGY-1	13,549	100.0	13,395	100.0	13,554	100.0	13,656	100.0	13,707	100.0	13,485	100.0	13,542	100.0	13,489	100.0	13,364	100.0

TABLE 9
FOREIGN TRAINED PHYSICIANS MATCHED TO PGY-1 POSITIONS BY SPECIALTY
1995 - 2003

	1995		1996		1997		1998		1999		2000		2001		2002		2003	
	No.	%	No.	%	No.	%	No.	%	No.	%	No.	%	No.	%	No.	%	No.	%
Anesthesiology	40	1.3	66	1.9	114	3.3	123	3.8	110	3.2	105	3.0	66	2.0	49	1.4	54	1.4
Dermatology	0	0.0	1	0.0	1	0.0	0	0.0	1	0.0	1	0.0	1	0.0	1	0.0	4	0.1
Emergency Medicine	9	0.3	12	0.4	15	0.4	25	0.8	30	0.9	41	1.2	29	0.9	44	1.3	53	1.4
Family Practice	291	9.1	284	8.4	298	8.7	341	10.4	405	11.8	454	12.9	505	15.1	596	17.4	701	18.0
General Surgery	39	1.2	31	0.9	35	1.0	55	1.7	55	1.6	73	2.1	92	2.8	124	3.6	107	2.8
Preliminary (PGY-1 Only)	116	3.6	103	3.0	116	3.4	116	3.5	135	3.9	146	4.1	153	4.6	164	4.8	188	4.8
Surgery-Plastic Surgery									2	0.1	0	0.0	0	0.0	0	0.0	0	0.0
Internal Medicine	1,392	43.7	1,420	41.9	1,345	39.2	1,264	38.7	1,388	40.5	1,388	39.3	1,293	38.7	1,293	37.7	1,539	39.6
Medicine-Emer Med									0	0.0	0	0.0	1	0.0	1	0.0	0	0.0
Medicine-Family Practice									2	0.1	1	0.0	1	0.0	0	0.0	0	0.0
Medicine-Neurology									0	0.0	0	0.0	0	0.0	1	0.0	0	0.0
Medicine-Pediatrics	31	1.0	22	0.6	29	0.8	25	0.8	20	0.6	30	0.8	31	0.9	29	0.8	42	1.1
Medicine-P M & R									0	0.0	0	0.0	0	0.0	0	0.0	0	0.0
Medicine-Preventive Medicine									0	0.0	0	0.0	0	0.0	0	0.0	1	0.0
Medicine-Psychiatry	2	0.1	2	0.1	3	0.1	3	0.1	7	0.2	8	0.2	4	0.1	5	0.1	3	0.1
Preliminary (PGY-1 Only)	188	5.9	229	6.8	228	6.6	197	6.0	176	5.1	157	4.4	158	4.7	112	3.3	141	3.6
Primary	113	3.5	136	4.0	137	4.0	121	3.7	124	3.6	131	3.7	107	3.2	91	2.7	82	2.1
Medical Genetics																	1	0.0
Neurological Surgery	0	0.0	0	0.0	0	0.0	1	0.0	0	0.0	1	0.0	3	0.1	2	0.1	0	0.0
Neurology	8	0.3	16	0.5	16	0.5	12	0.4	20	0.6	19	0.5	19	0.6	21	0.6	18	0.5
Nuclear Medicine	1	0.0	0	0.0	1	0.0	1	0.0	0	0.0	0	0.0	0	0.0	0	0.0	0	0.0
Obstetrics-Gynecology	39	1.2	40	1.2	48	1.4	55	1.7	70	2.0	101	2.9	96	2.9	129	3.8	168	4.3
Ophthalmology	0	0.0	0	0.0	0	0.0	0	0.0	0	0.0	0	0.0	0	0.0	0	0.0	0	0.0
Orthopaedic Surgery	8	0.3	9	0.3	5	0.1	4	0.1	10	0.3	15	0.4	10	0.3	8	0.2	9	0.2
Otolaryngology	0	0.0	0	0.0	0	0.0	0	0.0	0	0.0	0	0.0	2	0.1	0	0.0	0	0.0
Pathology	76	2.4	85	2.5	95	2.8	105	3.2	125	3.6	110	3.1	109	3.3	99	2.9	82	2.1
Pediatrics	372	11.7	332	9.8	303	8.8	230	7.0	204	5.9	254	7.2	238	7.1	287	8.4	336	8.7
Peds-Emergency Med									0	0.0	0	0.0	1	0.0	0	0.0	0	0.0
Peds-P M & R									0	0.0	0	0.0	0	0.0	0	0.0	0	0.0
Peds/Psych/Child Psych	1	0.0	1	0.0	1	0.0	3	0.1	3	0.1	2	0.1	0	0.0	1	0.0	0	0.0
Primary	19	0.6	32	0.9	58	1.7	50	1.5	51	1.5	50	1.4	49	1.5	43	1.3	32	0.8
Physical Medicine & Rehab	14	0.4	20	0.6	19	0.6	30	0.9	31	0.9	29	0.8	26	0.8	13	0.4	22	0.6
Plastic Surgery	1	0.0	0	0.0	0	0.0	1	0.0	0	0.0	1	0.0	1	0.0	1	0.0	1	0.0
Preventive Medicine	0	0.0	2	0.1	4	0.1	0	0.0	3	0.1	1	0.0	0	0.0	0	0.0	3	0.1
Psychiatry	218	6.8	284	8.4	326	9.5	331	10.1	309	9.0	312	8.8	277	8.3	251	7.3	225	5.8
Psychiatry-Child Psychiatry									0	0.0	0	0.0	0	0.0	0	0.0	0	0.0
Psychiatry-Family Practice									1	0.0	1	0.0	1	0.0	1	0.0	2	0.1
Psychiatry-Neurology									0	0.0	1	0.0	0	0.0	0	0.0	0	0.0
Radiation Oncology	0	0.0	1	0.0	1	0.0	2	0.1	0	0.0	2	0.1	0	0.0	2	0.1	0	0.0
Radiology-Diagnostic	27	0.8	44	1.3	30	0.9	26	0.8	12	0.3	6	0.2	7	0.2	6	0.2	8	0.2
Transitional (PGY-1 Only)	179	5.6	213	6.3	201	5.9	148	4.5	135	3.9	91	2.6	60	1.8	52	1.5	61	1.6
Urology	0	0.0	1	0.0	1	0.0	0	0.0	2	0.1	1	0.0	2	0.1	1	0.0	1	0.0
TOTAL - PGY-1	3,184	100.0	3,386	100.0	3,430	100.0	3,269	100.0	3,431	100.0	3,532	100.0	3,342	100.0	3,427	100.0	3,884	100.0

Source: National Resident Matching Program 2003 Match Data

TABLE 10

There are two parts to this table. The first (on the left) displays the number of programs ranked by U.S. seniors, and the second (on the right) reports the information for all applicants. For example, an applicant ranking ten programs would contribute a count of ten to the total. Very competitive specialties are likely to have higher ratios of numbers of ranks per numbers of positions, as applicants tend to rank more programs in those specialties.

The Ranked Positions column describes the total number of times a particular specialty was ranked. Using anesthesiology PGY-1 for Total Applicants (the right side of the table) as an example:

- The first two columns show that 73 programs offered 431 anesthesiology PGY-1 positions.
- The Ranked Positions Column shows that collectively all applicants ranked those anesthesiology programs 3,728 times.
- The next column (#Ranks/Position) shows the ratio of the number of ranks to the number of positions was 8.6/1 (3,728/431).
- The next two columns show that 415 of the 431 anesthesiology PGY-1 positions offered were filled for a fill rate of (96.3 %).
- The last column indicates that 12 anesthesiology programs had unfilled positions after the Match.

TABLE 10

PROGRAMS, POSITIONS RANKED AND FILLED IN 2003
U.S. SENIORS

PROGRAMS, POSITIONS RANKED AND FILLED IN 2003
ALL APPLICANTS

PROGRAM NAME	# OF PROGRAMS	POSITIONS OFFERED	RANKED POSITIONS	#RANKS/ POSITIONS	# OF MATCHES	% FILLED
PGY-1 PROGRAMS						
Anesthesiology	73	431	3,728	8.6	415	96.3
Dermatology	15	33	373	11.3	31	93.9
Emergency Medicine	112	33	9,808	8.8	1,073	96.3
Family Practice	489	2,920	14,882	5.0	2,227	76.3
General Surgery	243	1,049	11,667	11.1	1,038	99.0
Preliminary (PGY-1 Only)	209	1,006	2,722	2.7	648	64.4
Internal Medicine	361	4,692	38,942	8.3	4,462	95.1
Medicine-Emergency Medicine	9	19	131	6.9	18	94.7
Medicine-Family Practice	2	4	12	2.0	4	100.0
Medicine-Neurology	1	1	2	2.0	1	100.0
Medicine-Pediatrics	93	385	2,059	5.3	317	82.3
Medicine-Preventive Medicine	1	1	5	5.0	1	100.0
Medicine-Psychiatry	15	31	148	4.8	24	77.4
Preliminary (PGY-1 Only)	267	1,839	23,538	12.8	1,863	90.4
Primary	63	321	2,874	9.0	298	92.8
Medical Genetics	1	1	3	3.0	1	100.0
Neurological Surgery	23	39	39	1.0	38	97.4
Neurology	20	56	56	1.0	45	80.4
Obstetrics-Gynecology	245	1,151	8,744	7.6	1,050	91.2
Ophthalmology	4	11	10	0.9	4	36.4
Orthopaedic Surgery	152	575	6,843	11.9	568	98.8
Otolaryngology	17	36	35	1.0	34	94.4
Pathology	144	443	2,947	6.7	389	90.1
Pediatrics	188	2,237	16,070	7.2	2,099	93.8
Pediatrics-Emergency Medicine	2	3	18	6.0	3	100.0
Pediatrics-P M & R	4	9	10	3.3	3	100.0
Peds/Psych/Child Psych	9	20	110	5.5	18	90.0
Primary	15	86	1,217	14.2	84	87.7
Physical Medicine & Rehab	30	78	558	7.2	71	91.0
Plastic Surgery	39	77	869	11.3	76	98.7
Preventive Medicine	5	9	17	1.9	3	33.3
Psychiatry	178	986	6,849	6.9	916	92.9
Psychiatry-Family Practice	9	16	57	3.6	8	50.0
Radiation Oncology	5	10	144	14.4	10	100.0
Radiology-Diagnostic	38	136	1,896	13.9	133	97.8
Transitional (PGY-1 Only)	121	1,033	13,508	13.1	970	95.9
Urology	24	56	58	1.0	53	94.6
TOTAL PGY-1	3,226	20,908	170,749	8.2	18,806	89.9
PGY-2 PROGRAMS						
Anesthesiology	101	833	7,261	8.7	796	95.6
Dermatology	88	239	2,637	11.0	239	100.0
Emergency Medicine	13	137	1,189	8.7	130	94.9
Nuclear Medicine	2	3	16	5.3	3	100.0
Orthopaedic Surgery	1	1	14	14.0	1	100.0
Physical Medicine & Rehab	64	275	2,047	7.4	252	91.6
Preventive Medicine	1	3	0	0.0	0	0.0
Psychiatry	3	16	81	5.1	15	93.8
Radiation Oncology	51	107	1,078	10.1	107	100.0
Radiology-Diagnostic	169	843	10,339	12.3	841	99.8
TOTAL PGY-2	493	2,457	24,662	10.0	2,384	97.0
GRAND TOTAL	3,719	23,365	195,411	8.4	21,190	90.7

Source: National Resident Matching Program 2003 Match Data

TABLE 11

Table 11 displays by specialty the program choices made by matched and unmatched U.S. seniors and independent applicants. Independent applicants include the following categories:

- U.S. citizen graduates of foreign medical schools
- Non-U.S. citizen graduates of foreign medical schools
- Canadian applicants
- Osteopathic applicants
- Fifth Pathway applicants
- Previous U.S. graduates

In past years, this table counted only PGY-1 positions. This year, PGY-2 positions were included so that the table now reflects the total number of positions offered within a specialty. Thus, an applicant who ranked categorical dermatology programs as well as advanced dermatology programs would be counted once under the "Dermatology Only Choice" column. Likewise, an applicant who ranked internal medicine categorical and internal medicine preliminary would be counted as having made internal medicine as the only choice.

The table also shows the ratio of applicants choosing a specialty to the number of positions in that specialty. For example:

- 378 U.S. seniors ranked at least one dermatology program. With only 272 positions offered, the ratio of positions to U.S. senior applicants was 0.7:1, indicating a competitive specialty.
- On the other hand, 967 U.S. seniors ranked at least one diagnostic radiology program. With 979 positions offered, the ratio of positions to U.S. senior applicants was 1.0:1, indicating the supply and the demand are almost equal for those positions.

While the ratios for U.S. seniors and the total applicant pool are similar in many specialties, there are some notable exceptions. In three specialties, the ratios for U.S. students were significantly higher than for all applicants combined, meaning all other applicants ranked those specialties much more frequently.

Specialty	U.S. Ratios	Total Applicant Ratio
Family practice	2.2	0.8
Pathology	1.5	0.6
Psychiatry	1.4	0.6

Although the ratios also were higher for preventive medicine, the numbers are too small to be statistically significant.

TABLE 11

**U.S. SENIORS CHOICES FOR PROGRAMS BY SPECIALTY
2003 MATCH**

SPECIALTY	ONLY CHOICE	FIRST CHOICE	NOT FIRST CHOICE	TOTAL U.S. SENIORS	**TOTAL POSITIONS	POSITIONS PER U.S. SENIOR
Anesthesiology	730	257	32	1,019	1,264	1.2
Dermatology	92	279	7	378	272	0.7
Emergency Medicine	856	150	56	1,062	1,251	1.2
Family Practice	1,161	60	131	1,352	2,920	2.2
General Surgery	1,309	52	253	1,614	2,055	1.3
Internal Medicine	3,127	383	1,328	4,838	7,293	1.5
Medical Genetics	0	0	1	1	1	1.0
Neurological Surgery	37	0	0	37	39	1.1
Neurology	21	5	6	32	56	1.8
Nuclear Medicine	0	2	6	8	3	0.4
Obstetrics-Gynecology	792	15	21	828	1,151	1.4
Ophthalmology	2	0	3	5	11	2.2
Orthopaedic Surgery	597	83	19	699	576	0.8
Otolaryngology	36	0	0	36	36	1.0
Pathology	274	8	12	294	443	1.5
Pediatrics	1,595	62	133	1,790	2,349	1.3
Phys Medicine & Rehab	154	48	9	211	353	1.7
Plastic Surgery	16	116	18	150	77	0.5
Preventive Med/Public Hlth	0	0	1	1	12	12.0
Psychiatry	582	39	62	683	1,018	1.5
Radiation-Oncology	50	101	6	157	117	0.7
Radiology-Diagnostic	498	443	26	967	979	1.0
Transitional	59	187	701	947	1,033	1.1
Urology	49	1	0	50	56	1.1
TOTAL	12,037	2,291			23,365	

**INDEPENDENT APPLICANT (I.A.) CHOICES FOR PROGRAMS BY SPECIALTY
2003 MATCH**

SPECIALTY	ONLY CHOICE	FIRST CHOICE	NOT FIRST CHOICE	TOTAL I.A.'s	**TOTAL POSITIONS	*POSITIONS PER ACTIVE APPLICANT
Anesthesiology	327	148	107	582	1,264	0.8
Dermatology	144	23	9	176	272	0.5
Emergency Medicine	300	76	57	433	1,251	0.8
Family Practice	840	515	833	2,188	2,920	0.8
General Surgery	615	189	283	1,087	2,055	0.8
Internal Medicine	2,437	1,000	1,249	4,686	7,293	0.8
Medical Genetics	0	1	2	3	1	0.3
Neurological Surgery	1	0	0	1	39	1.0
Neurology	17	4	3	24	56	1.0
Nuclear Medicine	1	3	6	10	3	0.2
Obstetrics-Gynecology	295	127	117	539	1,151	0.8
Ophthalmology	1	2	0	3	11	1.4
Orthopaedic Surgery	105	40	15	160	576	0.7
Otolaryngology	1	0	0	1	36	1.0
Pathology	228	68	131	427	443	0.6
Pediatrics	517	224	428	1,169	2,349	0.8
Phys Medicine & Rehab	162	66	88	316	353	0.7
Plastic Surgery	4	14	4	22	77	0.4
Preventive Med/Public Hlth	2	3	10	15	12	0.8
Psychiatry	421	146	283	850	1,018	0.7
Radiation Oncology	36	10	6	52	117	0.6
Radiology-Diagnostic	270	142	49	461	979	0.7
Transitional	38	66	298	402	1,033	0.8
Urology	4	0	0	4	56	1.0
TOTAL	6,766	2,867			23,365	

NOTE: *Active applicants includes totals of both U.S. Seniors and Independent Applicants.

NOTE: **Beginning in 2003, TOTAL POSITIONS in Table 11 includes PGY-2 positions in addition to PGY-1 positions.

TABLE 12

Table 12 examines the 84.0 percent of U.S. seniors who submitted a rank order list with only one type of specialty ranked. That number is 4.3 percent lower than in the 2002 Match. High unmatched rates for applicants in such specialties as dermatology (22.8%), radiation oncology (24.0%), and orthopaedic surgery (15.9%) reflect the fact that there are significantly more applicants interested in those specialties than there are available positions. That disparity also is reflected in the high fill rates (Table 6) for the PGY-1 positions of the three specialties, which were 93.9 percent, 100.0 percent, and 98.8 percent respectively.

Only 49 of the 947 U.S. seniors who ranked transitional programs (see Table 11) ranked only transitional programs. That relatively small number gives a “false positive” high percentage of unmatched applicants in those programs.

TABLE 12
MATCH RESULTS FOR U.S. SENIORS WHO CHOSE ONE TYPE OF SPECIALTY
2003 MATCH

	MATCHED	UNMATCHED	TOTAL	PERCENT OF APPLICANTS BY SPECIALTY	PERCENT UNMATCHED
Anesthesiology (AN)	691	39	730	6.1%	5.3%
Dermatology (DM)	71	21	92	0.8%	22.8%
Emergency Medicine (EM)	820	36	856	7.1%	4.2%
Family Practice (FP)	1140	21	1,161	9.6%	1.8%
General Surgery (GS)	1134	175	1,309	10.9%	13.4%
Internal Medicine (IM)	3069	58	3,127	26.0%	1.9%
Neurological Surgery (NS)	37	0	37	0.3%	0.0%
Neurology (NE)	20	1	21	0.2%	4.8%
Obstetrics-Gynecology (OB)	770	22	792	6.6%	2.8%
Ophthalmology (OP)	2	0	2	0.0%	0.0%
Orthopaedic Surgery (OS)	502	95	597	5.0%	15.9%
Otolaryngology (OT)	33	3	36	0.3%	8.3%
Pathology (PA)	256	18	274	2.3%	6.6%
Pediatrics (PD)	1576	19	1,595	13.3%	1.2%
Physical Medicine & Rehab (PH)	145	9	154	1.3%	5.8%
Plastic Surgery (PL)	13	3	16	0.1%	18.8%
Psychiatry (PS)	562	20	582	4.8%	3.4%
Radiation Oncology (RO)	38	12	50	0.4%	24.0%
Radiology-Diagnostic (RD)	457	41	498	4.1%	8.2%
Transitional (TR)	53	6	59	0.5%	10.2%
Urology (UR)	49	0	49	0.4%	0.0%
	11,438	599	12,037 *	100.0%	5.0%

* 84.0% of Active U.S. Seniors

Unmatched U.S. Seniors Who Ranked Only One Specialty

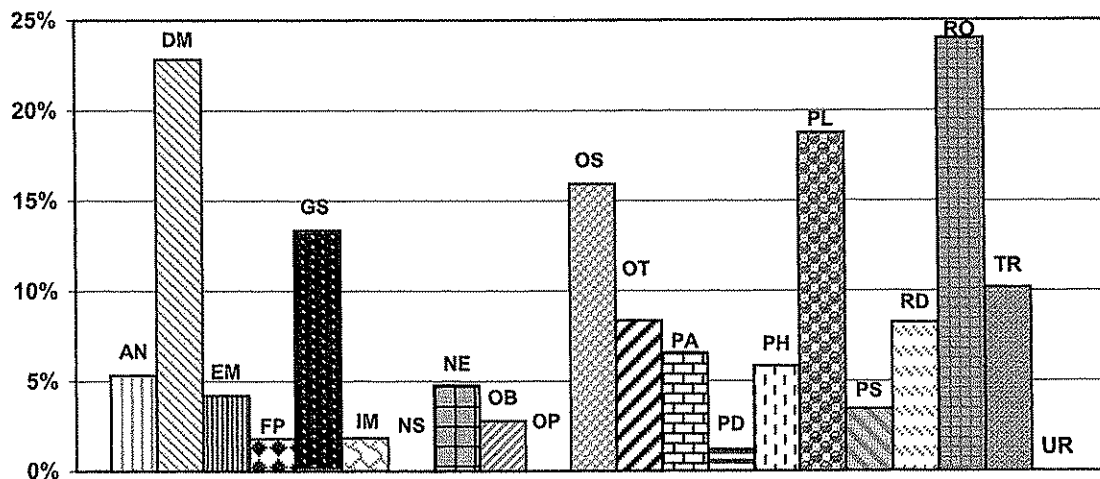


TABLE 13

Table 13 displays the number of matches obtained by U.S. seniors to programs that were ranked by the students first, second, third, fourth, or fifth and lower. Of all matches to first- and second-year programs, 87.5 percent were to one of the first three choices of U.S. medical school seniors. The percent of matches to programs ranked among the top three choices is up slightly from 86.3 percent in 2002. Approximately, 63.2 percent were first choice matches, 15.8 percent were second choice, and 8.5 percent were third choice.

As indicated in the footnote on the table, results before 2000 combined matches and applicants unmatched to PGY-1 positions together to create the denominator for calculating percentages. The resulting percentages were misleading. Both PGY-1 and PGY-2 matches are included in the first choice, second choice, etc. numbers. Thus, applicants who matched to both types of programs had their choices counted twice, while applicants who received a PGY-1 or PGY-2 match, and had also ranked choices for the other type of program, were only represented once. Also, unmatched applicants were counted once although they might have ranked choices for both PGY-1 and PGY-2 programs.

Note: Beginning in 1991, Table 13 includes PGY-2 positions in addition to PGY-1.

TABLE 13
RANK NUMBER OBTAINED FOR PGY-1 AND PGY-2 MATCHES
U.S. SENIORS 1989 - 2003

YEAR	FIRST CHOICE	PERCENT MATCHES	SECOND CHOICE	PERCENT MATCHES	THIRD CHOICE	PERCENT MATCHES	FOURTH CHOICE	PERCENT MATCHES	>FOURTH CHOICE	PERCENT MATCHES	TOTAL # MATCHES
1989	8,252	62.4	2,091	15.8	1,079	8.2	604	4.6	1,189	9.0	13,215
1990	8,141	62.7	2,079	16.0	1,054	8.1	592	4.6	1,110	8.6	12,976
1991	9,169	64.0	2,172	15.2	1,125	7.9	696	4.9	1,165	8.1	14,327
1992	9,079	63.7	2,208	15.5	1,065	7.5	648	4.5	1,256	8.8	14,256
1993	9,264	64.4	2,160	15.0	1,120	7.8	638	4.4	1,213	8.4	14,395
1994	9,210	63.9	2,192	15.2	1,164	8.1	596	4.1	1,255	8.7	14,417
1995	8,722	59.8	2,270	15.6	1,282	8.8	799	5.5	1,513	10.4	14,586
1996	8,459	59.8	2,218	15.7	1,181	8.3	823	5.8	1,464	10.3	14,145
1997	8,676	59.4	2,336	16.0	1,359	9.3	774	5.3	1,454	10.0	14,599
1998	8,690	58.4	2,446	16.4	1,392	9.3	849	5.7	1,512	10.2	14,889
1999	9,175	60.9	2,361	15.7	1,320	8.8	826	5.5	1,396	9.3	15,078
2000	9,303	62.3	2,285	15.3	1,291	8.6	706	4.7	1,354	9.1	14,939
2001	9,156	60.5	2,359	15.6	1,347	8.9	757	5.0	1,513	10.0	15,132
2002	9,414	61.6	2,387	15.6	1,392	9.1	741	4.9	1,343	8.8	15,277
2003	9,617	63.2	2,398	15.8	1,298	8.5	736	4.8	1,172	7.7	15,221

NOTES: -Prior to 1991 only PGY-1 positions included in statistics

-This version of Table 13 was introduced in 2000 and excludes unmatched applicants as a category. Previous versions combined matches and applicants in the denominator resulting in percentages that were misleading. These data only refer to matches obtained.

% of Matches by Rank Number

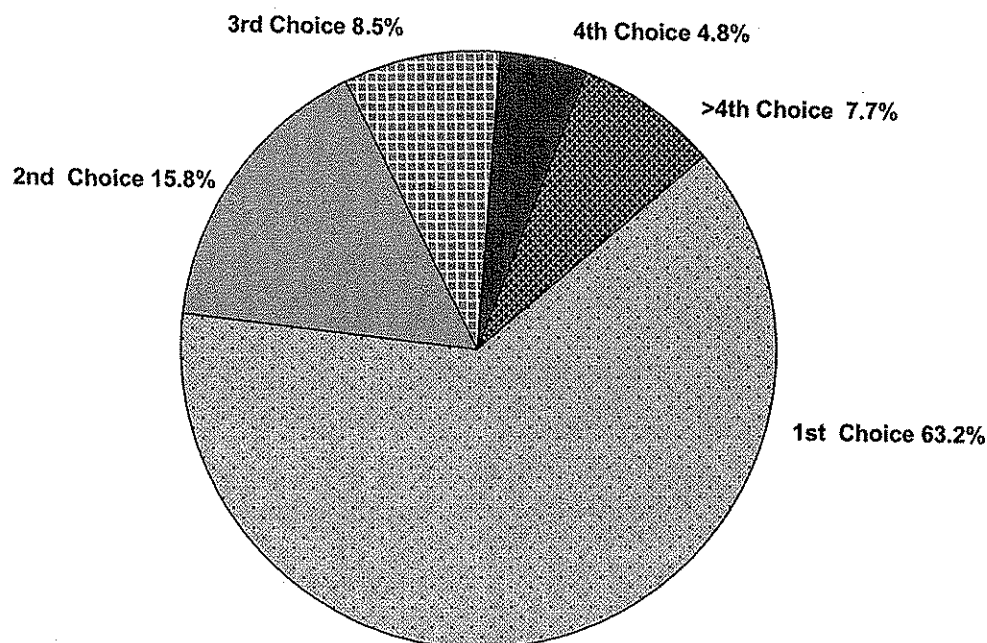


TABLE 14

Couples have been able to participate together in the NRMP's Main Match since 1984. The two partners identify themselves as a couple to NRMP and submit rank order lists of identical length. The algorithm treats the two lists as a unit, matching the couple to the highest linked program choices where both partners match to programs on their lists.

Couples enjoy great success in the Match, with match rates above 90 percent every year since 1984. In 2003, the match rate for couples was 93.9 percent. The vast majority (80.9%) of couples are U.S. seniors, and their match rates are very similar to their classmates, varying within 1 or 2 percent each year.

Couples have had the option of one partner indicating a willingness to go unmatched at a certain rank on the rank order list if the partner matches to the program that is linked to that rank. Table 14 shows the number of couples matched with this option in the *One Matched* column.

TABLE 14
COUPLES IN THE MATCH
1987 - 2003

Year	Couples	Individuals	Both Matched	One Matched	Neither Matched	Match Rate %
1987	347	694	316	14	17	93.1
1988	388	776	355	19	14	93.9
1989	421	842	384	21	16	93.7
1990	397	794	356	20	21	92.2
1991	377	754	349	17	11	94.8
1992	461	922	412	20	29	91.5
1993	427	854	384	27	16	93.1
1994	446	892	391	35	20	91.6
1995	499	998	433	33	33	90.1
1996	504	1,008	446	20	38	90.5
1997	535	1,070	479	29	27	92.2
1998	525	1,050	481	27	17	94.2
1999	536	1,072	496	27	13	95.1
2000	508	1,016	475	18	15	95.3
2001	561	1,122	518	25	18	94.6
2002	543	1,086	507	19	17	95.1
2003	575	1,150	529	22	24	93.9

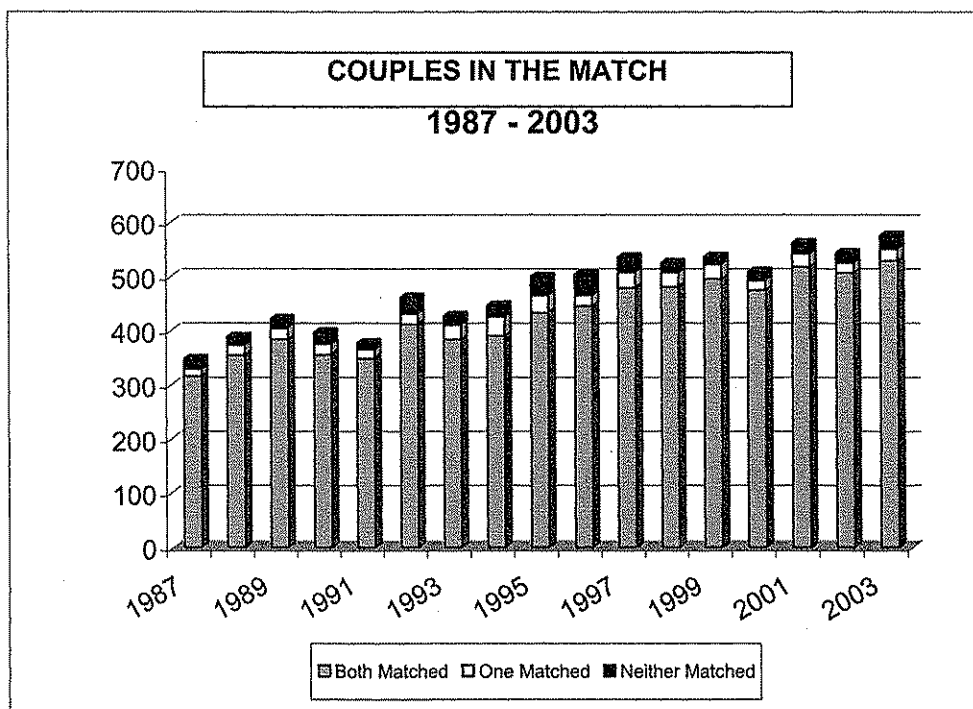


TABLE 15

Table 15 shows the number of PGY-1 matches in each specialty by applicant type. The format for Table 15 was revised in 2002 and no longer includes matches by state.

TABLE 15
PGY-1 MATCHES BY SPECIALTY AND APPLICANT TYPE
2003 MATCH

SPECIALTY	NUMBER	FILLED	U.S. SENIOR	U.S. GRAD	5th PATH	U.S. IMG	OSTEO	CANADA	IMG
Anesthesiology	431	415	321	4	1	24	35	0	30
Dermatology	33	31	25	1	0	0	1	0	4
Emergency Medicine	1,114	1,073	859	67	4	40	86	4	13
Family Practice	2,920	2,227	1,226	56	9	270	230	5	431
Surgery - Categorical	1,049	1,038	867	30	3	49	27	4	58
Surgery - Preliminary	1,006	648	424	16	3	43	12	5	145
Internal Medicine - Categorical	4,692	4,462	2,590	55	24	305	244	10	1,234
Medicine/Emergency Medicine	19	18	16	0	0	0	2	0	0
Medicine/Family Practice	4	4	3	0	0	0	1	0	0
Medicine/Neurology	1	1	1	0	0	0	0	0	0
Medicine/Pediatrics	385	317	258	1	0	9	16	0	33
Medicine/PM&R	0	0	0	0	0	0	0	0	0
Medicine/Preventive Medicine	1	1	0	0	0	0	0	0	1
Medicine/Psychiatry	31	24	19	0	0	0	2	0	3
Medicine - Preliminary	1,839	1,663	1,468	24	1	46	26	3	95
Medicine Primary	321	298	192	10	0	16	12	2	66
Medical Genetics	1	1	0	0	0	1	0	0	0
Neurological Surgery	39	38	37	0	0	0	0	1	0
Neurology	56	45	25	0	0	6	2	0	12
Nuclear Medicine	0	0	0	0	0	0	0	0	0
Obstetrics and Gynecology	1,151	1,050	786	16	3	57	74	3	111
Ophthalmology	11	4	3	1	0	0	0	0	0
Orthopaedic Surgery	575	568	533	20	1	3	4	1	6
Otolaryngology	36	34	33	1	0	0	0	0	0
Pathology-Anatomic and Clinical	443	399	265	30	1	14	18	3	68
Pediatrics	2,237	2,099	1,596	40	9	100	110	8	236
Pediatrics/Emergency Medicine	3	3	2	0	0	0	1	0	0
Pediatrics/PM&R	3	3	2	0	0	0	1	0	0
Pediatrics/Psych/Child Psychiatry	20	18	16	2	0	0	0	0	0
Pediatrics Primary	86	84	47	1	0	11	4	0	21
Physical Medicine & Rehabilitation	78	71	35	3	1	7	10	0	15
Plastic Surgery	77	76	71	4	0	0	0	0	1
Preventive Medicine	9	3	0	0	0	1	0	0	2
Psychiatry	986	916	597	36	3	68	53	2	157
Psychiatry/Family Practice	16	8	5	0	0	1	1	0	1
Radiation Oncology	10	10	10	0	0	0	0	0	0
Radiology-Diagnostic	136	133	116	6	0	1	3	0	7
Transitional Year	1,033	970	866	22	0	13	20	1	48
Urology	56	53	50	2	0	0	0	0	1
Totals	20,908	18,806	13,364	448	63	1,085	995	52	2,799

Source: National Resident Matching Program 2003 Match Data

TABLE 16

Due to numerous requests, a new Table 16 has been added to show the number of PGY-2 matches in each specialty by applicant type.

TABLE 16
PGY-2 MATCHES BY SPECIALTY AND APPLICANT TYPE
2003 MATCH

SPECIALTY	NUMBER	FILLED	SENIOR	U.S. GRAD	5th PATH	U.S. IMG	OSTEO	CANADA	IMG
Anesthesiology	833	796	606	32	3	40	91	1	23
Dermatology	239	239	194	42	0	0	1	0	2
Emergency Medicine	137	130	97	15	0	3	13	0	2
Nuclear Medicine	3	3	2	0	0	0	0	0	1
Orthopaedic Surgery	1	1	1	0	0	0	0	0	0
Physical Medicine & Rehab	275	252	156	5	1	18	58	1	13
Preventive Medicine	3	0	0	0	0	0	0	0	0
Psychiatry	16	15	12	0	0	0	0	0	3
Radiation Oncology	107	107	97	8	0	0	0	0	2
Radiology-Diagnostic	843	841	692	78	1	20	26	2	22
Totals	2,457	2,384	1,857	180	5	81	189	4	68

NRMP PROGRAM RESULTS 2003 MATCH

NRMP Program Results lists every hospital that participated in the Match and the number of candidates requested and the number matched for each hospital program.

Hospitals are arranged alphabetically within state. The listing includes the hospital name (abbreviated in some instances), the program code, which identifies each program, the quota (the number of positions offered by the program), and the number of applicants matched with that program.

There are three reasons why a program that ranked an adequate number of applicants did not fill its quota: the applicants preferred other programs having vacancies; the applicants did not rank the program; or the applicants had withdrawn from the Match.

There are also three reasons why applicants may not be matched with their most preferred program: the program was filled with applicants it preferred; the program did not rank the applicant; or the program had withdrawn from the Match.

The following types of programs are offered through the NRMP:

- Categorical (C) positions are positions in programs that expect applicants who enter in their first post graduate year to complete the training required for certification in that specialty, provided their performance is satisfactory. Categorical programs in primary medicine and primary pediatrics are designated by (M) to distinguish them from regular medicine and pediatrics programs.
- Preliminary (P) positions are for one or two years of training as prerequisite for entering advanced positions in specialty programs that require one or more years of broad clinical training. Internal medicine, surgery, and transitional programs commonly offer preliminary positions.
- Advanced (A) positions (to begin in 2004) are positions in specialty programs that begin after completion of one or more years of preliminary training. Applicants without prior graduate medical education can apply for those positions while also applying for preliminary positions (to begin in 2003) that are compatible with their plans.
- Physician (R) positions are positions that are reserved for physicians who have had prior graduate medical education. Physician positions are not available to senior U.S. medical students.

NRMP Program Code Structure

The NRMP program code is a **9-character** code based on the following criteria.

- The **first four characters** are the Institution Code
- The **fifth through the seventh characters** represent specialty code obtained from the **first three digits** of the program's **ACGME Code** and designates the specialty.

- The **eighth character** represents the program type:
 - P – Preliminary program
 - C – Categorical program
 - M – Primary program
 - A – Advanced program
 - R – Physician program
 - F – Fellowship program
- The **ninth character** represents the track
 - 0 – first program/track in the specialty and program type at the institution
 - 1 – second program/track in the same specialty and program type at the same institution (i.e. 34th Street Clinic)
 - 2 – third program/track in the same specialty and program type at the same institution (i.e. Rural Clinic)

Examples

Institution: **1022** - UC San Francisco-FRESNO
 ACGME Number: **140**-05-31-033 - internal medicine
 Program Type: **P** - preliminary
 First Track: **0**
PROGRAM CODE: 1022140P0

Second Track: **1**
PROGRAM CODE: 1022140P1

Note: See ACGME Specialty Codes on the following page.

ACGME SPECIALTY CODES
5th, 6th and 7th Characters of the NRMP Program Code

SPECIALTY CODE	SPECIALTY
040	Anesthesiology
080	Dermatology
110	Emergency Medicine
120	Family Practice
130	Medical Genetics
140	Internal Medicine
160	Neurological Surgery
180	Neurology
200	Nuclear Medicine
220	Obstetrics and Gynecology
240	Ophthalmology
260	Orthopaedic Surgery
280	Otolaryngology
300	Pathology-Anatomic and Clinical
320	Pediatrics
340	Physical Medicine and Rehabilitation
360	Plastic Surgery
380	Preventive Medicine
400	Psychiatry
420	Radiology-Diagnostic
430	Radiation Oncology
440	Surgery-General
480	Urology
700	Internal Medicine/Pediatrics
705	Internal Medicine/Emergency Medicine
710	Medicine/Physical Medicine & Rehabilitation
715	Internal Medicine/Psychiatry
720	Psychiatry/Family Practice
725	Pediatrics/Emergency Medicine
730	Pediatrics/Psych/Child Psychiatry
735	Pediatrics/Physical Medicine & Rehabilitation
740	Internal Medicine/Family Practice
745	Internal Medicine/Neurology
751	Internal Medicine/Preventive Medicine
755	Psychiatry/Neurology
765	Pediatrics/Medical Genetics
999	Transitional Year

Match Outcome for All Institutions by State 2003

Page 1 of 44

CODE QUOTA MATCHED

CODE QUOTA MATCHED

ALABAMA

Baptist Health System-AL

BIRMINGHAM

Internal Medicine	1903140C0	6	4
Medicine-Preliminary	1903140P0	6	4
Pathology	1903300C0	1	0
Radiology-Diagnostic	1903420C0	3	3
General Surgery	1903440C0	2	2
Surgery-Preliminary	1903440P0	4	2
Transitional	1903999P0	13	13

Carraway Methodist Med Ctr-AL

BIRMINGHAM

Family Practice	1006120C0	4	4
Internal Medicine	1006140C0	4	0
Medicine-Preliminary	1006140P0	4	1
General Surgery	1006440C0	3	3
Surgery-Preliminary	1006440P0	4	2
Transitional Year	1006999P0	8	8

Medical Center East-AL

BIRMINGHAM

Family Practice	3060120C0	4	2
-----------------	-----------	---	---

Montgomery Fam Med-AL

MONTGOMERY

Family Practice	3082120C0	5	3
-----------------	-----------	---	---

NE Alabama Reg Med Ctr

ANNISTON

Family Practice	3047120C0	4	2
-----------------	-----------	---	---

Selma Fam Med Res-AL

SELMA

Family Practice	3061120C0	5	5
-----------------	-----------	---	---

Tuscaloosa Fam Prac-AL

TUSCALOOSA

Family Practice	2955120C0	10	10
-----------------	-----------	----	----

U Alabama Hosp-Birmingham

BIRMINGHAM

Anesthesiology	1007040A0	16	16
Dermatology	1007080A0	1	1
Emergency Medicine	1007110A0	6	5
Internal Medicine	1007140C0	36	36
Medicine-Preliminary	1007140P0	7	7
Obstetrics-Gynecology	1007220C0	7	7
Orthopaedic Surgery	1007260C0	4	4
Pathology	1007300C0	5	5
Pediatrics	1007320C0	17	17
Phys Medicine & Rehab	1007340A0	4	4
Psychiatry	1007400C0	7	7
Radiology-Diagnostic	1007420A0	8	8
Radiation-Oncology	1007430A0	2	2
General Surgery	1007440C0	14	14
Medicine-Pediatrics	1007700C0	4	4

U Alabama SOM-Huntsville

HUNTSVILLE

Family Practice	2947120C0	12	10
-----------------	-----------	----	----

UAB Montgomery-AL

MONTGOMERY

Internal Medicine	1009140C0	3	3
Medicine-Preliminary	1009140P0	1	1

Univ of South Alabama Hosps

MOBILE

Family Practice	1852120C0	4	1
Internal Medicine	1852140C0	12	10
Medicine-Preliminary	1852140P0	6	5
Obstetrics-Gynecology	1852220C0	4	4
Orthopaedic Surgery	1852260C0	2	2
Pathology	1852300C0	2	2
Pediatrics	1852320C0	7	6
Psychiatry	1852400C0	3	3
Radiology-Diagnostic	1852420A0	5	5
General Surgery	1852440C0	4	3
Surgery-Preliminary	1852440P0	4	0
Medicine-Pediatrics	1852700C0	2	2

ALASKA

Alaska Family Prac Res

ANCHORAGE

Family Practice	1313120C0	8	3
-----------------	-----------	---	---

ARIZONA

Good Samaritan Reg Med Ctr-AZ

PHOENIX

Family Practice	1011120C0	8	8
Internal Medicine	1011140C0	17	17
Medicine-Preliminary	1011140P0	7	7
Obstetrics-Gynecology	1011220C0	6	6
Psychiatry	1011400C0	4	3
General Surgery	1011440C0	6	6
Surgery-Preliminary	1011440P0	2	0
Medicine-Pediatrics	1011700C0	5	5
Transitional	1011999P0	8	8

Maricopa Med Ctr-AZ

PHOENIX

Emergency Medicine	1898110C0	10	10
Internal Medicine	1898140C0	6	6
Medicine-Preliminary	1898140P0	4	4
Ob/Gyn-Phoenix Integ	1898220C0	7	7
Ob/Gyn-Phoenix Integ	1898220P0	2	0
Orthopaedic Surgery	1898260C0	3	3
Psychiatry	1898400C0	3	3
General Surgery	1898440C0	4	4
Surgery-Preliminary	1898440P0	6	0
Medicine/Pediatrics	1898700C0	3	1

Mayo Graduate SOM-AZ

SCOTTSDALE

Dermatology	3200080A0	2	2
Family Practice	3200120C0	6	5
Internal Medicine	3200140C0	6	6
General Surgery	3200440C0	3	3
Surgery-Preliminary	3200440P0	1	1
Transitional	3200999P0	6	6

Phoenix Baptist Hospital-AZ

PHOENIX

Family Practice	2002120C0	7	3
-----------------	-----------	---	---

Phoenix Child/Maricopa-AZ

PHOENIX

Pediatrics	2952320C0	16	16
------------	-----------	----	----

Match Outcome for All Institutions by State 2003

Page 2 of 44
CODE QUOTA MATCHED

Scottsdale HC-Osborn-AZ

CODE	QUOTA	MATCHED
SCOTTSDALE		
Family Practice	2967120C0	8 8

St Josephs Hosp-AZ

CODE	QUOTA	MATCHED
PHOENIX		
Family Practice	1012120C0	8 6
Internal Medicine	1012140C0	9 4
Medicine-Preliminary	1012140P0	8 8
Pathology	1012300C0	1 1
Pediatrics	1012320C0	8 5
Radiology-Diagnostic	1012420A0	3 2

Tucson Hosp Med Ed-AZ

CODE	QUOTA	MATCHED
TUCSON		
Transitional	1014999P0	12 12

Univ Arizona Affil Hosps

CODE	QUOTA	MATCHED
TUCSON		
Anesthesiology	1015040A0	9 9
Emergency Medicine	1015110C0	11 11
Family Practice	1015120C0	8 7
Internal Medicine	1015140C0	15 14
Medicine-Preliminary	1015140P0	7 5
Obstetrics-Gynecology	1015220C0	4 4
Orthopaedic Surgery	1015260C0	3 3
Pathology	1015300C0	2 2
Pediatrics	1015320C0	12 12
Psychiatry	1015400C0	6 6
Radiology-Diagnostic	1015420A0	6 6
Radiation-Oncology	1015430A0	2 2
General Surgery	1015440C0	6 6
Surgery-Preliminary	1015440P0	3 2

ARKANSAS

U Arkansas-Little Rock

CODE	QUOTA	MATCHED
LITTLE ROCK		
Anesthesiology	1018040C0	14 14
Dermatology	1018080C0	2 2
Emergency Medicine	1018110C0	8 8
Family Practice	1018120C0	5 4
Internal Medicine	1018140C0	19 19
Obstetrics-Gynecology	1018220C0	4 4
Orthopaedic Surgery	1018260C0	4 4
Pathology	1018300C0	5 4
Pediatrics	1018320C0	20 20
Phys Medicine & Rehab	1018340C0	4 3
Psychiatry	1018400C0	6 5
Radiology-Diagnostic	1018420C0	6 5
General Surgery	1018440C0	4 4
Surgery-Preliminary	1018440P0	6 6
Medicine-Pediatrics	1018700C0	5 4

UAMS-AHEC-El Dorado-AR

CODE	QUOTA	MATCHED
EL DORADO		
Family Practice	2047120C0	5 2

UAMS-AHEC-Fayetteville-AR

CODE	QUOTA	MATCHED
FAYETTEVILLE		
Family Practice	3002120C0	9 6

UAMS-AHEC-Ft Smith-AR

CODE	QUOTA	MATCHED
FORT SMITH		
Family Practice	3003120C0	8 7

UAMS-AHEC-Jonesboro-AR

CODE	QUOTA	MATCHED
JONESBORO		
Family Practice	2048120C0	6 4
Family Practice Rural Track	2048120C1	1 0

UAMS-AHEC-Pine Bluff-AR

CODE	QUOTA	MATCHED
PINE BLUFF		
Family Practice	3062120C0	8 2

UAMS-AHEC-TEXARKANA-AR

CODE	QUOTA	MATCHED
TEXARKANA		
Family Practice	3070120C0	7 5

CALIFORNIA

Alameda Co Med Ctr-CA

CODE	QUOTA	MATCHED
OAKLAND		
Emergency Medicine	1041110C0	10 10
Internal Medicine	1041140C0	7 7
Medicine-Primary	1041140M0	5 5
Medicine-Preliminary	1041140P0	3 3
Transitional	1041999P0	11 11

Arrowhead Reg Med Ctr-CA

CODE	QUOTA	MATCHED
COLTON		
Family Practice	1047120C0	9 9
Transitional	1047999P0	12 12

CA Pacific Med Center

CODE	QUOTA	MATCHED
SAN FRANCISCO		
Internal Medicine	1061140C0	12 12
Medicine-Preliminary	1061140P0	15 15
Psychiatry	1061400C0	4 4

California Hosp Med Ctr

CODE	QUOTA	MATCHED
LOS ANGELES		
Family Practice	2092120C0	8 5

Cedars-Sinai Med Ctr-CA

CODE	QUOTA	MATCHED
LOS ANGELES		
Internal Medicine	1030140C0	24 24
Medicine-Preliminary	1030140P0	8 8
Obstetrics-Gynecology	1030220C0	5 5
Pathology	1030300C0	5 5
Pediatrics	1030320C0	9 9
Psychiatry	1030400C0	6 6
Radiology-Diagnostic	1030420A0	3 3
General Surgery	1030440C0	3 3
Surgery-Preliminary	1030440P0	5 5
Medicine-Pediatrics	1030700C0	3 3

Childrens Hosp-LA-CA

CODE	QUOTA	MATCHED
LOS ANGELES		
Pediatrics	1031320C0	27 27

Childrens Hosp-Oakland-CA

CODE	QUOTA	MATCHED
OAKLAND		
Pediatrics	1939320C0	26 26

Childrens Hosp-Orange-CA

CODE	QUOTA	MATCHED
ORANGE		
Pediatrics	3173320C0	14 14

Contra Costa Reg Med Ctr-CA

CODE	QUOTA	MATCHED
MARTINEZ		
Fam Pract/Martinez	2071120C0	6 6
Fam Pract/Pittsburgh	2071120C1	2 2
Fam Pract/Richmond	2071120C2	2 2

Match Outcome for All Institutions by State 2003

Page 3 of 44

	CODE	QUOTA	MATCHED
Glendale Adventist-CA			
GLENDALE			
Family Practice	1023120C0	8	8
Harbor-UCLA Med Ctr-CA			
TORRANCE			
Anesthesiology	1067040A0	4	4
Emergency Medicine	1067110C0	13	13
Family Practice	1067120C0	12	12
Internal Medicine	1067140C0	17	17
Obstetrics-Gynecology	1067220C0	5	5
Orthopaedic Surgery	1067260C0	3	3
Pathology	1067300C0	3	3
Pediatrics	1067320C0	10	10
Psychiatry	1067400C0	7	7
Radiology-Diagnostic	1067420A0	5	5
General Surgery	1067440C0	4	4
Surgery-Preliminary	1067440P0	11	2
Transitional Year	1067999P0	20	20
Huntington Memorial-CA			
PASADENA			
Internal Medicine	1044140C0	6	4
Medicine-Preliminary	1044140P0	3	3
General Surgery	1044440C0	1	1
Surgery-Preliminary	1044440P0	4	4
Kaiser Permanente-Fontana-CA			
FONTANA			
Family Practice	2037120C0	9	3
Kaiser Permanente-LA-CA			
LOS ANGELES			
Family Practice	2055120C0	9	9
Internal Medicine	2055140C0	10	10
Medicine-Preliminary	2055140P0	6	6
Obstetrics-Gynecology	2055220C0	5	5
Pediatrics	2055320C0	6	6
Radiology-Diagnostic	2055420C0	3	3
Radiation-Oncology	2055430A0	2	2
General Surgery	2055440C0	3	3
Surgery-Preliminary	2055440P0	3	3
Urology	2055480C0	2	2
Kaiser Permanente-Oakland-CA			
OAKLAND			
Internal Medicine	1042140C0	11	11
Medicine-Preliminary	1042140P0	5	5
Obstetrics-Gynecology	1042220C0	4	4
Pediatrics	1042320C0	5	5
Kaiser Permanente-Orange Co-CA			
SANTA ANA			
Family Practice	1073120C0	7	6
Kaiser Permanente-Riverside-CA			
RIVERSIDE			
Family Practice	3620120C0	6	4
Kaiser Permanente-SF-CA			
SAN FRANCISCO			
Internal Medicine	1959140C0	7	7
Medicine-Preliminary	1959140P0	10	10
Obstetrics-Gynecology	1959220C0	4	4
Kaiser Perm-Santa Clara-CA			
SANTA CLARA			
Internal Medicine	2135140C0	10	10
Medicine-Preliminary	2135140P0	5	5

	CODE	QUOTA	MATCHED
Obstetrics-Gynecology			
2135220C0	4	4	
Kaiser Perm-Woodland Hills-CA			
WOODLAND HILLS			
Family Practice	1001120C0	6	6
Kern Medical Center-CA			
BAKERSFIELD			
Emergency Medicine	1921110A0	6	6
Family Practice	1921120C0	4	4
Fam Prac/Rural Track	1921120C1	2	2
Internal Medicine	1921140C0	8	8
Obstetrics-Gynecology	1921220C0	3	3
General Surgery	1921440C0	2	2
Surgery-Preliminary	1921440P0	1	0
Transitional	1921999P0	6	6
Loma Linda University-CA			
LOMA LINDA			
Anesthesiology	1024040A0	12	12
Dermatology	1024080A0	2	2
Emergency Medicine	1024110C0	11	11
Family Practice	1024120C0	6	1
Internal Medicine	1024140C0	22	22
Medicine-Primary	1024140M0	2	2
Medicine-Preliminary	1024140P0	14	14
Neurological Surgery	1024160C0	1	1
Obstetrics-Gynecology	1024220C0	6	6
Orthopaedic Surgery	1024260C0	4	4
Otolaryngology	1024280C0	1	1
Pathology	1024300C0	2	2
Pediatrics	1024320C0	19	19
Phys Medicine & Rehab	1024340C0	4	4
Plastic Surgery	1024360C0	2	2
Prev Med/Public Health	1024380C0	2	1
Psychiatry	1024400C0	6	6
Radiology-Diagnostic	1024420A0	7	7
Radiation-Oncology	1024430A0	1	1
General Surgery	1024440C0	6	6
Surgery-Preliminary	1024440P0	3	3
Urology	1024480C0	2	1
Medicine-Pediatrics	1024700C0	4	4
Long Beach Mem Med Ctr-CA			
LONG BEACH			
Family Practice	1027120C0	8	8
Martin L King Jr/Drew-CA			
LOS ANGELES			
Anesthesiology	2057040C0	1	1
Dermatology	2057080A0	2	2
Emergency Medicine	2057110C0	14	11
Family Practice	2057120C0	8	8
Internal Medicine	2057140C0	6	6
Medicine-Preliminary	2057140P0	4	4
Obstetrics-Gynecology	2057220C0	4	1
Orthopaedic Surgery	2057260A0	1	1
Orthopaedic Surgery R	2057260R0	1	1
Pediatrics	2057320C0	11	11
Psychiatry	2057400C0	7	4
Radiology-Diagnostic	2057420A0	4	4
General Surgery	2057440C0	6	6
General Surgery	2057440P0	6	6
Mercy Med Ctr-Merced-CA			
MERCED			
Family Practice	3080120C0	7	1

Match Outcome for All Institutions by State 2003

				Page 4 of 44			
				CODE	QUOTA	MATCHED	
Mercy Med Ctr-Redding-CA							
REDDING							
Family Practice/MFHC	3081120C0	4	4				
Family Practice/CHC	3081120C1	2	2				
Methodist Hosp-Sacramento-CA							
SACRAMENTO							
Family Practice	1140120C0	7	7				
Natividad Med Ctr-CA							
SALINAS							
Family Practice	2971120C0	8	8				
Northridge Hosp Med Ctr-CA							
NORTHRIDGE							
Family Practice	3036120C0	7	7				
Olive View Med Ctr-CA							
SYLMAR							
Internal Medicine	2950140C0	12	12				
Medicine-Preliminary	2950140P0	14	14				
PIH Fam Prac Res-Whittier-CA							
WHITTIER							
Family Practice	2013120C0	6	3				
Pomona Valley Hosp-CA							
POMONA							
Family Practice	1350120C0	5	5				
Riverside County Reg Med-CA							
MORENO VALLEY							
Family Practice	1850120C0	9	9				
San Joaquin Gen Hosp-CA							
FRENCH CAMP							
Family Practice	1021120C0	7	7				
Internal Medicine	1021140C0	6	6				
General Surgery	1021440C0	2	2				
Transitional	1021999P0	4	4				
San Jose Med Ctr-CA							
SAN JOSE							
Family Practice	1051120C0	6	6				
San Mateo County Hosp-CA							
SAN MATEO							
Psychiatry	1010400C0	4	4				
Santa Barbara Cottage Hosp-CA							
SANTA BARBARA							
Internal Medicine	1064140C0	5	5				
Medicine-Preliminary	1064140P0	5	5				
Radiology-Diagnostic	1064420A0	2	2				
General Surgery	1064440C0	2	2				
Surgery-Preliminary	1064440P0	3	3				
Santa Clara Valley MC-CA							
SAN JOSE							
Internal Medicine	1063140C0	12	12				
Medicine-Primary	1063140M0	4	4				
Medicine-Preliminary	1063140P0	7	7				
Obstetrics-Gynecology	1063220C0	3	2				
Radiology-Diagnostic	1063420A0	4	4				
Transitional	1063999P0	12	12				
Scripps Clin/Green Hosp-CA							
LA JOLLA							
Internal Medicine	1340140C0	6	6				
Scripps Memorial Hosp-CA							
CHULA VISTA							
Family Practice	1375120C0	6	6				
Scripps Mercy Hosp-CA							
SAN DIEGO							
Internal Medicine	1048140C0	9	9				
Transitional	1048999P0	14	14				
Transitional/EM-UCSD	1048999P1	6	6				
St Mary Med Ctr-Long Beach-CA							
LONG BEACH							
Internal Medicine	1025140C0	8	8				
Medicine-Preliminary	1025140P0	6	6				
St Marys Medical Ctr-CA							
SAN FRANCISCO							
Internal Medicine	1057140C0	8	3				
Medicine-Preliminary	1057140P0	11	11				
Orthopaedic Surgery	1057260C0	3	3				
Radiation-Oncology	1057430A0	1	1				
Stanford Univ Progs-CA							
STANFORD							
Anesthesiology	1820040A0	17	17				
Dermatology	1820080A0	4	4				
Emergency Medicine	1820110C0	10	10				
Internal Medicine	1820140C0	29	29				
Medicine-Preliminary	1820140P0	11	11				
Neurological Surgery	1820160C0	2	2				
Obstetrics-Gynecology	1820220C0	4	4				
Orthopaedic Surgery	1820260C0	4	4				
Otolaryngology	1820280C0	3	3				
Pathology	1820300C0	7	7				
Pediatrics	1820320C0	20	20				
Phys Medicine & Rehab	1820340A0	8	8				
Plastic Surgery	1820360C0	3	3				
Psychiatry	1820400C0	8	8				
Psychiatry/Research	1820400C1	1	1				
Radiology-Diagnostic	1820420A0	7	7				
Radiation-Oncology	1820430A0	2	2				
General Surgery	1820440C0	5	5				
Surgery-Preliminary	1820440P0	5	5				
Urology	1820480C0	2	2				
Trans/Anes Santa Clara	1820999P0	4	4				
Stanislaus Hlth Serv-CA							
MODESTO							
Family Practice	3004120C0	9	9				
Sutter Health-CA							
SACRAMENTO							
Family Prac/Sacramento	1135120C0	4	4				
Family Practice/Davis	1135120C1	2	2				
Sutter Med Ctr-Santa Rosa-CA							
SANTA ROSA							
Family Practice	1065120C0	12	12				
U Southern California							
LOS ANGELES							
Anesthesiology	1033040A0	13	13				
Dermatology	1033080A0	2	2				
Emergency Medicine	1033110A0	18	18				
Internal Medicine	1033140C0	54	54				
Medicine-Preliminary	1033140P0	1	1				
Neurological Surgery	1033160C0	2	2				
Obstetrics-Gynecology	1033220C0	12	12				

Match Outcome for All Institutions by State 2003

Page 5 of 44

CODE QUOTA MATCHED

Orthopaedic Surgery	1033260C0	10	10
Pathology	1033300C0	4	4
Pediatrics	1033320C0	11	9
Psychiatry	1033400C0	10	8
Radiology-Diagnostic	1033420A0	10	10
General Surgery	1033440C0	7	7
Surgery-Preliminary	1033440P0	18	18
Surg-Prelim-Plastic	1033440P1	3	1
Medicine-Pediatrics	1033700C0	6	6

UC Davis Med Ctr-Sac-CA

SACRAMENTO

Anesthesiology	1046040A0	12	12
Anesthesiology	1046040P0	3	3
Dermatology	1046080A0	2	2
Emergency Medicine	1046110C0	10	10
Family Practice	1046120C0	9	9
Family Practice/OB	1046120C2	2	2
Internal Medicine	1046140C0	25	25
Medicine-Primary Care	1046140M0	3	3
Medicine - Preliminary	1046140P0	2	2
Obstetrics-Gynecology	1046220C0	5	5
Orthopaedic Surgery	1046260C0	3	3
Orthopaedic Surgery/6 Yr Prog	1046260C1	1	1
Pathology	1046300C0	1	1
Pediatrics	1046320C0	12	12
Phys Medicine & Rehab	1046340A0	2	2
Phys Medicine & Rehab	1046340C0	1	1
Surgery-Plastic Surg	1046360C0	1	1
Psychiatry	1046400C0	7	7
Radiology-Diagnostic	1046420A0	5	5
General Surgery	1046440C0	8	8
Surgery-Preliminary	1046440P0	8	7
Psychiatry/Family Practice	1046720C0	1	1

UC Irvine Med Ctr-CA

ORANGE

Anesthesiology	1043040A0	8	8
Dermatology	1043080A0	2	2
Emergency Medicine	1043110C0	6	6
Family Practice	1043120C0	10	7
Internal Medicine	1043140C0	25	25
Medicine-Preliminary	1043140P0	13	13
Obstetrics-Gynecology	1043220C0	6	6
Orthopaedic Surgery	1043260C0	4	4
Pathology	1043300C0	4	4
Pediatrics	1043320C0	16	16
Phys Medicine & Rehab	1043340A0	5	5
Psychiatry	1043400C0	8	8
Radiology-Diagnostic	1043420A0	5	5
Radiation-Oncology	1043430A0	3	3
General Surgery	1043440C0	6	6
Surgery-Prelim Plastics	1043440P0	1	1

UC San Diego Med Ctr-CA

SAN DIEGO

Anesthesiology	1049040A0	10	10
Dermatology	1049080A0	2	2
Emergency Medicine	1049110A0	6	6
Family Practice	1049120C0	7	6
Internal Medicine	1049140C0	21	21
Int Med/ Investigator Pathway	1049140C1	4	4
Medicine-Preliminary	1049140P0	7	7
Neurological Surgery	1049160C0	1	1
Obstetrics-Gynecology	1049220C0	5	5

Orthopaedic Surgery	1049260C0	3	3
Pathology	1049300C0	6	6
Pediatrics	1049320C0	14	14
Psychiatry	1049400C0	9	9
Radiology-Diagnostic	1049420A0	7	7
General Surgery	1049440C0	6	6
Surgery-Preliminary	1049440P0	5	3
Urology	1049480C0	2	2
Medicine-Pediatrics	1049700C0	4	4
Psychiatry/Family Practice	1049720C0	2	2

UC San Francisco-CA

SAN FRANCISCO

Anesthesiology	1062040A0	22	22
Dermatology	1062080A0	5	5
Family Practice	1062120C0	13	7
Internal Medicine	1062140C0	35	35
Medicine-Primary/UC	1062140M0	14	14
Medicine-Primary/SFGH	1062140M1	6	6
Medicine-Preliminary	1062140P0	7	7
Obstetrics-Gynecology	1062220C0	8	8
Orthopaedic Surgery	1062260C0	5	5
Pathology	1062300C0	7	7
Path-Clinical Only	1062300C1	1	1
Pediatrics	1062320C0	18	18
Pediatrics-Primary	1062320M0	10	10
Plastic Surgery	1062360C0	3	3
Psychiatry	1062400C0	14	14
Radiology-Diagnostic	1062420A0	12	12
Radiation-Oncology	1062430A0	3	3
General Surgery	1062440C0	7	7
Surgery-Prelim/1 Year	1062440P0	9	3

UC San Francisco-East Bay-CA

OAKLAND

General Surgery	3625440C0	7	7
Surgery-Preliminary	3625440P0	5	2

UC San Francisco-Fresno-CA

FRESNO

Emergency Medicine	1022110C0	6	6
Family Practice	1022120C0	10	10
Internal Medicine	1022140C0	4	0
Medicine-Preliminary	1022140P0	11	4
Obstetrics-Gynecology	1022220C0	3	3
Pediatrics	1022320C0	8	8
Psychiatry	1022400C0	4	4
General Surgery	1022440C0	3	3

UCLA Medical Center-CA

LOS ANGELES

Anesthesiology	1956040A0	20	20
Dermatology	1956080A0	2	2
Dermatology/5yr Star	1956080A1	0	0
Emergency Medicine	1956110A0	10	10
Family Medicine-Mid Valley	1956120C0	4	3
Family Med-UCLA/Santa Monica	1956120C1	8	7
Internal Medicine	1956140C0	32	26
Medicine-Preliminary	1956140P0	2	2
Neurological Surgery	1956160C0	2	2
Obstetrics-Gynecology	1956220C0	7	7
Obstetrics-Gynecology	1956220P0	2	0
Orthopaedic Surgery	1956260C0	6	6
Otolaryngology	1956280C0	5	5
Pathology	1956300C0	5	5
Pediatrics	1956320C0	17	17

Match Outcome for All Institutions by State 2003

Page 6 of 44

	CODE	QUOTA MATCHED			CODE	QUOTA MATCHED	
Peds Comm Health & Advocacy	1956320M0	5	5	St Anthony Hospitals-CO			
Radiology-Diagnostic	1956420A0	10	10	DENVER			
General Surgery	1956440C0	6	6	Family Practice	1922120C0	9	9
Surgery-Plastic Surg	1956440C1	1	1	St Mary-Corwin Med Ctr-CO			
Surgery-Preliminary	1956440P0	6	6	PUEBLO			
Urology	1956480C0	3	3	Family Practice	3005120C0	6	5
Medicine-Emergency Med	1956705C0	0	0	St Marys Fam Prac Res-CO			
UCLA Neuropsych Inst-CA				GRAND JUNCTION			
LOS ANGELES				Family Practice	3069120C0	7	7
Psychiatry	3030400C0	12	12	U Colorado SOM-Denver			
Psych/Research 5 Yr	3030400C1	1	1	DENVER			
Psych/Harbor-Npi-Wlava	3030400C2	1	1	Anesthesiology	1076040A0	12	12
USC Fam Med Res Prog-CA				Dermatology	1076080A0	3	3
LOS ANGELES				Fam Prac/Denver Hlth	1076120C0	2	1
Family Practice	1460120C0	10	3	Fam Prac/Rose Med Ctr	1076120C1	8	5
VA Greater LA Hlth Sys-CA				Family Med/Swedish Med	1076120C2	6	6
LOS ANGELES				Family Prac/Univ Hosp	1076120C3	6	5
Internal Medicine-UCLA/WLA	1039140C0	15	15	Internal Medicine	1076140C0	36	36
Medicine-Preliminary UCLA/WLA	1039140P0	15	15	Medicine-Primary	1076140M0	10	10
Phys Medicine & Rehab	1039340A0	7	7	Medicine-Preliminary	1076140P0	8	8
Psychiatry-UCLA/SFVP	1039400C0	8	6	Obstetrics-Gynecology	1076220C0	9	9
Ventura Cnty Med Ctr-CA				Orthopaedic Surgery	1076260C0	4	4
VENTURA				Pathology	1076300C0	5	5
Family Practice	1068120C0	13	13	Pediatrics	1076320C0	23	23
White Mem Med Ctr-LA-CA				Phys Medicine & Rehab	1076340A0	4	4
LOS ANGELES				Psychiatry	1076400C0	8	8
Family Practice	1040120C0	7	6	Radiology-Diagnostic	1076420A0	7	7
Internal Medicine	1040140C0	5	5	General Surgery	1076440C0	8	8
Medicine-Preliminary	1040140P0	5	5	Surgery-Preliminary	1076440P0	10	9
Obstetrics-Gynecology	1040220C0	3	3	Pediatrics-PM&R	1076735C0	1	1
Pediatrics	1040320C0	4	4				
COLORADO				CONNECTICUT			
Denver Health Med Ctr-CO				Bridgeport Hospital-CT			
DENVER				BRIDGEPORT			
Emergency Medicine	1077110C0	14	14	Internal Medicine	1079140C0	4	4
Exempla St Joseph Hosp-CO				Obstetrics-Gynecology	1079220C0	3	3
DENVER				Radiology-Diagnostic	1079420A0	1	1
Family Practice	1074120C0	8	6	Radiology-Diagnostic	1079420C0	2	2
Internal Medicine	1074140C0	8	8	Medicine-Pediatrics	1079700C0	3	3
Medicine-Preliminary	1074140P0	10	10	Danbury Hospital-CT			
Obstetrics-Gynecology	1074220C0	4	4	DANBURY			
General Surgery	1074440C0	3	3	Internal Medicine	1081140C0	5	5
Surgery-Preliminary	1074440P0	9	6	Obstetrics-Gynecology	1081220C0	3	2
Ft Collins Fam Med-CO				Pathology	1081300C0	1	1
FORT COLLINS				Greenwich Hospital-CT			
Family Practice	3063120C0	6	6	GREENWICH			
Healthone Alliance-CO				Internal Medicine	1082140C0	2	2
DENVER				Medicine-Preliminary	1082140P0	10	9
Transitional	2065999P0	12	12	Yale-NH-Med/Prelim	1082140P1	0	0
North Colorado Med Ctr				Griffin Hospital-CT			
GREELEY				DERBY			
Family Practice	1853120C0	6	5	Internal Medicine	1977140C0	2	2
Family Practice/ Wray	1853120C1	1	1	Medicine-Preliminary	1977140P0	4	4
Fam Pract/Sunrise	1853120C2	1	1	Prev Med/Public Health	1977380C0	3	2
Penrose Hospital-CO				Transitional	1977999P0	8	8
COLORADO SPRINGS				Hartford Hospital-CT			
Pathology	2021300C0	1	1	HARTFORD			
				Pathology	1083300C0	2	2
				Psychiatry	1083400C0	2	2

Match Outcome for All Institutions by State 2003

Page 7 of 44

	CODE	QUOTA MATCHED	
Radiology-Diagnostic	1083420A0	4	4
Hosp of St Raphael-CT			
NEW HAVEN			
Internal Medicine	1090140C0	9	9
Medicine-Preliminary	1090140P0	7	7
Radiology-Diagnostic	1090420A0	4	4
General Surgery	1090440C0	4	4
Surgery-Preliminary	1090440P0	4	4
Transitional	1090999P0	9	9
Middlesex Hospital-CT			
MIDDLETOWN			
Family Practice	1087120C0	6	3
Norwalk Hospital-CT			
NORWALK			
Internal Medicine	1093140C0	7	7
Medicine-Preliminary	1093140P0	5	5
Radiology-Diagnostic	1093420A0	2	2
St Francis Hospital-CT			
HARTFORD			
Obstetrics-Gynecology	1085220C0	4	4
St Marys Hospital-CT			
WATERBURY			
General Surgery	1096440C0	2	2
Surgery-Preliminary	1096440P0	2	1
St Vincents Med Ctr-CT			
BRIDGEPORT			
Internal Medicine	1080140C0	7	7
Medicine-Preliminary	1080140P0	2	0
Radiology-Diagnostic	1080420A0	1	1
Transitional	1080999P0	4	1
Stamford Hosp/Columbia-CT			
STAMFORD			
Family Practice	1095120C0	5	5
Obstetrics-Gynecology	1095220C0	3	3
General Surgery	1095440C0	2	2
Surgery-Preliminary	1095440P0	2	1
Univ of Connecticut			
FARMINGTON			
Anesthesiology	1094040A0	8	5
Emergency Medicine	1094110C0	12	12
Family Practice	1094120C0	4	3
Internal Medicine	1094140C0	16	16
Medicine-Primary	1094140M0	6	6
Medicine-Preliminary	1094140P0	6	5
Obstetrics-Gynecology	1094220C0	9	9
Orthopaedic Surgery	1094260C0	4	4
Pediatrics	1094320C0	16	16
Psychiatry	1094400C0	5	5
Radiology-Diagnostic	1094420A0	2	2
General Surgery	1094440C0	6	6
Surgery-Preliminary	1094440P0	1	1
Medicine-Pediatrics	1094700C0	2	1
Waterbury Hospital-CT			
WATERBURY			
General Surgery	1097440C0	2	2
Surgery-Preliminary	1097440P0	2	0
Yale-New Haven Hosp-CT			
NEW HAVEN			
Anesthesiology	1089040A0	19	17
Dermatology	1089080A0	4	4

	CODE	QUOTA MATCHED	
Emergency Medicine	1089110C0	10	10
Internal Medicine	1089140C0	30	30
Medicine-Primary	1089140M0	20	20
Medicine-Preliminary	1089140P0	14	12
Medicine-Primary-Prelim	1089140P1	8	8
Obstetrics-Gynecology	1089220C0	6	6
Orthopaedic Surgery	1089260C0	5	5
Pathology-Comb-Anat & Clin	1089300C0	4	4
Anatomic Pathology Only	1089300C1	1	0
Pediatrics	1089320C0	17	17
Plastic Surgery	1089360C0	2	2
Psych/Yale-New Haven	1089400C0	6	6
Psychiatry/St Raphael	1089400C1	6	6
Radiology-Diagnostic	1089420A0	7	7
General Surgery	1089440C0	5	5
Surgery-Preliminary	1089440P0	10	10
Medicine-Pediatrics	1089700C0	4	4

DELAWARE

Christiana Care-DE

NEWARK

Emergency Medicine	1099110C0	12	12
Family Practice	1099120C0	3	3
Internal Medicine	1099140C0	5	5
Medicine-Preliminary	1099140P0	7	7
Obstetrics-Gynecology	1099220C0	4	4
Radiology-Diagnostic	1099420A0	2	2
Radiology-Diagnostic	1099420C0	2	2
General Surgery	1099440C0	4	4
Medicine-Pediatrics	1099700C0	4	4
Medicine-Emergency Med	1099705C0	3	3
Transitional	1099999P0	7	7

St Francis Hospital-DE

WILMINGTON

Family Practice	2058120C0	4	4
-----------------	-----------	---	---

DISTRICT OF COLUMBIA

Childrens Natl Med Ctr-DC

WASHINGTON

Pediatrics	1070320C0	28	24
Pediatrics-Primary	1070320M0	1	1
Peds-Howard U/CNMC Comm Hlth	1070320M1	1	1

George Washington Univ-DC

WASHINGTON

Anesthesiology	1802040A0	7	7
Dermatology	1802080A0	1	1
Emergency Medicine	1802110A0	8	8
Internal Medicine	1802140C0	20	20
Medicine-Primary	1802140M0	5	5
Medicine-Preliminary	1802140P0	12	12
Obstetrics-Gynecology	1802220C0	10	10
Orthopaedic Surgery	1802260C0	4	4
Pathology	1802300C0	3	3
Psychiatry	1802400C0	4	4
Radiology-Diagnostic	1802420A0	4	4
General Surgery	1802440C0	4	4

Georgetown Univ Hosp-DC

WASHINGTON

Anesthesiology	1801040A0	5	5
----------------	-----------	---	---

Match Outcome for All Institutions by State 2003

Page 8 of 44

	CODE	QUOTA MATCHED			CODE	QUOTA MATCHED	
Dermatology	1801080A0	1	1	Florida Hosp-Orlando-FL			
Internal Medicine	1801140C0	31	28	ORLANDO			
Medicine-Preliminary	1801140P0	10	10	Family Practice	1102120C0	16	10
Obstetrics-Gynecology	1801220C0	6	6	Halifax Med Ctr-FL			
Orthopaedic Surgery	1801260C0	3	2	DAYTONA BEACH			
Pathology	1801300C0	2	1	Family Practice	1629120C0	8	8
Pediatrics	1801320C0	12	12	Jackson Memorial Hosp-FL			
Plastic Surgery	1801360C0	3	3	MIAMI			
Psychiatry	1801400C0	7	3	Anesthesiology	1104040A0	6	5
Radiology-Diagnostic	1801420A0	4	4	Anesthesiology/Pediatrics	1104040C2	2	1
Radiation-Oncology	1801430A0	1	1	Anesthesiology Internship	1104040C3	18	18
General Surgery	1801440C0	5	5	Dermatology	1104080A0	5	5
Surgery-Preliminary	1801440P0	6	6	Family Practice	1104120C0	8	8
Transitional	1801999P0	12	12	Internal Medicine	1104140C0	37	37
Howard Univ Hosp-DC				Medicine-Preliminary	1104140P0	11	11
WASHINGTON				Nuclear Medicine	1104200A0	2	2
Anesthesiology	2193040A0	1	0	Obstetrics-Gynecology	1104220C0	9	9
Anesthesiology	2193040C0	2	2	Orthopaedic Surgery	1104260C0	6	6
Dermatology	2193080A0	2	2	Pathology	1104300C0	2	2
Family Practice	2193120C0	6	6	Pediatrics	1104320C0	20	20
Internal Medicine	2193140C0	16	16	Psychiatry	1104400C0	10	10
Medicine-Preliminary	2193140P0	8	8	Radiology-Diagnostic	1104420A0	7	7
Obstetrics-Gynecology	2193220C0	4	3	Radiation-Oncology	1104430A0	2	2
Orthopaedic Surgery	2193260C0	4	4	General Surgery	1104440C0	6	6
Pathology	2193300C0	1	1	Medicine-Pediatrics	1104700C0	4	4
Psychiatry	2193400A0	1	0	Mayo Graduate SOM-FL			
Psychiatry	2193400C0	3	1	JACKSONVILLE			
Radiology-Diagnostic	2193420A0	3	3	Anesthesiology	1032040A0	4	4
General Surgery	2193440C0	5	5	Dermatology	1032080A0	2	2
Surgery-Preliminary	2193440P0	4	4	Family Practice	1032120C0	6	4
National Rehab Hosp-DC				Internal Medicine	1032140C0	8	8
WASHINGTON				Radiology-Diagnostic	1032420A0	4	4
Phys Medicine & Rehab	3191340A0	4	3	General Surgery	1032440C0	2	2
Providence Hospital-DC				Surgery-Preliminary	1032440P0	2	0
WASHINGTON				Urology	1032480C0	1	1
Family Practice	1803120C0	6	6	Transitional	1032999P0	8	8
Internal Medicine	1803140C0	7	7	Miami Childrens Hosp-FL			
St Elizabeths/DMH-DC				MIAMI			
WASHINGTON				Pediatrics	1110320C0	21	21
Psychiatry	1804400C0	8	8	Mt Sinai Med Ctr-Miami-FL			
Washington Hosp Ctr-DC				MIAMI BEACH			
WASHINGTON				Internal Medicine	1105140C0	9	9
Dermatology	1800080C0	2	2	Medicine-Preliminary	1105140P0	7	7
Internal Medicine	1800140C0	16	16	Pathology	1105300C0	1	1
Medicine-Preliminary	1800140P0	16	16	Radiology-Diagnostic	1105420A0	5	5
Obstetrics-Gynecology	1800220C0	4	4	General Surgery	1105440C0	2	2
Pathology	1800300C0	1	0	Surgery-Preliminary	1105440P0	2	0
General Surgery	1800440C0	4	4	Orlando Reg Healthcare-FL			
Surgery-Preliminary	1800440P0	6	1	ORLANDO			
FLORIDA				Emergency Medicine	1107110C0	12	12
Bayfront Med Ctr-FL				Internal Medicine	1107140C0	7	7
ST PETERSBURG				Obstetrics-Gynecology	1107220C0	5	5
Family Practice	1911120C0	8	8	Orthopaedic Surgery	1107260C0	2	2
Obstetrics-Gynecology	1911220C0	2	2	Pathology	1107300C0	1	1
Cleveland Clinic-FL				Pediatrics	1107320C0	12	12
WESTON				General Surgery	1107440C0	3	3
Internal Medicine	1383140C0	7	7	Surgery-Preliminary	1107440P0	4	1
				Medicine-Pediatrics	1107700C0	3	1
				St Vincents Med Ctr-FL			
				JACKSONVILLE			
				Family Practice	3125120C0	10	10

Match Outcome for All Institutions by State 2003

CODE QUOTA MATCHED

Page 9 of 44
CODE QUOTA MATCHED

Tallahassee Mem Hlth-FL

TALLAHASSEE

Family Practice 2926120C0 10 8

U Florida COM-Pensacola

PENSACOLA

Obstetrics-Gynecology 3151220C0 3 3

U Florida HSC-Jacksonville

JACKSONVILLE

Emergency Medicine 1101110C0 16 16

Family Practice 1101120C0 10 10

Internal Medicine 1101140C0 13 6

Medicine-Preliminary 1101140P0 6 6

Obstetrics-Gynecology 1101220C0 6 6

Orthopaedic Surgery 1101260C0 2 2

Pathology 1101300C0 1 1

Pediatrics 1101320C0 11 11

Radiology-Diagnostic 1101420A0 4 4

General Surgery 1101440C0 4 4

Surgery-Preliminary 1101440P0 4 0

U Florida Prog-Shands Hosp

GAINESVILLE

Anesthes Adv - 100254 1824040A0 8 8

Anesthes C - 100254 1824040C0 7 7

Dermatology C - 100277 1824080C0 2 2

Fam Prac SAGH - 103588 1824120C0 8 5

Internal Med C - 100277 1824140C0 16 16

Int. Med Prelim - 100277 1824140P0 7 7

Ob-Gyn C - 100294 1824220C0 4 4

Orthopedic C - 100246 1824260C0 3 3

Pathology C - 100275 1824300C0 2 2

Pediatrics C - 100296 1824320C0 15 15

Psychiatry C - 100256 1824400C0 5 5

Radiol Diag Adv - 100374 1824420A0 8 8

Radiation Onc Adv 100385 1824430A0 2 2

Surgery C - 100286 1824440C0 4 4

Surgery Prelim - 100286 1824440P0 4 1

U Florida-Sacred Heart Hosp

PENSACOLA

Pediatrics 1826320C0 6 6

U So Florida COM-Tampa

TAMPA

Anesthesiology 1109040C0 7 7

Dermatology 1109080A0 3 3

Emergency Medicine 1109110C0 6 6

Family Practice 1109120C0 8 5

Internal Medicine 1109140C0 24 24

Neurological Surgery 1109160C0 1 1

Obstetrics-Gynecology 1109220C0 5 5

Otolaryngology 1109280C0 2 2

Pathology 1109300C0 3 2

Pediatrics 1109320C0 16 16

Phys Medicine & Rehab 1109340A0 1 1

Phys Medicine & Rehab 1109340C2 2 2

Psychiatry 1109400C0 6 6

Radiology-Diagnostic 1109420A0 1 1

Radiology-Diagnostic 1109420C0 4 4

General Surgery 1109440C0 6 6

Surgery-Preliminary 1109440P0 2 2

Urology 1109480C0 2 2

Medicine-Pediatrics 1109700C0 5 5

GEORGIA

Atlanta Medical Ctr-GA

ATLANTA

Family Practice 1112120C0 6 6

Internal Medicine 1112140C0 10 7

Obstetrics-Gynecology 1112220C0 3 1

Orthopaedic Surgery 1112260C0 3 3

General Surgery 1112440C0 2 2

Surgery-Preliminary 1112440P0 2 2

Emory Univ SOM-GA

ATLANTA

Anesthesiology 1113040A0 14 14

Anesthesiology-Prelim 1113040P0 4 4

Dermatology 1113080A0 5 5

Emergency Medicine 1113110C0 18 18

Family Practice 1113120C0 8 8

Internal Medicine 1113140C0 41 41

Medicine-Primary 1113140M0 8 8

Medicine-Preliminary 1113140P0 7 7

Neurological Surgery 1113160C0 2 2

Obstetrics-Gynecology 1113220C0 9 9

Orthopaedic Surgery 1113260C0 5 5

Otolaryngology 1113280C0 3 3

Pathology 1113300C0 8 8

Pediatrics 1113320C0 18 18

Phys Medicine & Rehab 1113340A0 6 6

Psychiatry 1113400C0 12 12

Radiology-Diagnostic 1113420A0 13 13

Radiology-Preliminary 1113420P0 6 6

Radiation-Oncology 1113430C0 2 2

General Surgery 1113440C0 8 8

Surgery-Preliminary 1113440P0 4 4

Urology 1113480C0 3 3

Transitional 1113999P0 8 8

Floyd Med Ctr-GA

ROME

Family Practice 1992120C0 7 7

Med Coll Georgia-Augusta

AUGUSTA

Anesthesiology 1985040C0 4 4

Dermatology 1985080A0 3 3

Emergency Medicine 1985110C0 9 9

Family Practice 1985120C0 7 6

Family Prac-Waycross 1985120C1 2 0

Internal Medicine 1985140C0 16 15

Medicine-Preliminary 1985140P0 9 9

Neurological Surgery 1985160C0 1 1

Obstetrics-Gynecology 1985220C0 4 4

Orthopaedic Surgery 1985260C0 3 3

Pathology 1985300C0 3 2

Pediatrics 1985320C0 10 10

Psychiatry 1985400C0 5 5

Radiology-Diagnostic 1985420A0 4 4

General Surgery 1985440C0 5 5

Urology 1985480C0 1 1

Med Ctr of Central GA

MACON

Family Practice 1120120C0 4 2

Internal Medicine 1120140C0 8 8

Obstetrics-Gynecology 1120220C0 3 3

Match Outcome for All Institutions by State 2003

				Page 10 of 44			
				CODE	QUOTA MATCHED		
Pediatrics	1120320C0	4	3				
General Surgery	1120440C0	3	1				
Med Ctr of Columbus-GA							
COLUMBUS							
Family Practice	1118120C0	8	8				
Transitional	1118999P0	3	3				
Memorial Hlth-Univ Med Ctr-GA							
SAVANNAH							
Family Practice	1971120C0	4	3				
Internal Medicine	1971140C0	8	7				
Medicine-Preliminary	1971140P0	2	1				
Obstetrics-Gynecology	1971220C0	3	3				
Pediatrics	1971320C0	3	2				
Radiology-Diagnostic	1971420A0	2	2				
General Surgery	1971440C0	3	3				
Morehouse Sch of Med-GA							
ATLANTA							
Family Practice	2099120C0	5	3				
Internal Medicine	2099140C0	10	10				
Medicine-Preliminary	2099140P0	2	2				
Obstetrics-Gynecology	2099220C0	3	3				
Pediatrics	2099320C0	5	4				
Prev Med/Public Health	2099380A0	3	0				
Psychiatry	2099400C0	4	4				
General Surgery	2099440C0	2	2				
Surgery-Preliminary	2099440P0	3	1				
Phoebe Putney Mem Hosp-GA							
ALBANY							
Family Practice	1020120C0	6	2				
HAWAII							
U Hawaii Affil Psych Res							
HONOLULU							
Psychiatry	2231400C0	6	6				
Peds/Psych/Child Psych	2231730C0	2	2				
U Hawaii Fam Prac Res							
MILILANI							
Family Practice	1745120C0	5	5				
U Hawaii Int Med Res							
HONOLULU							
Internal Medicine	2994140C0	11	11				
Medicine-Preliminary	2994140P0	6	6				
Medicine-Pediatrics	2994700C0	2	2				
U Hawaii Integ Ob/Gyn							
HONOLULU							
Obstetrics-Gynecology	3111220C0	6	5				
U Hawaii Integ Peds Res							
HONOLULU							
Pediatrics	1724320C0	7	7				
U Hawaii Integ Surg Prog							
HONOLULU							
General Surgery	2996440C0	3	3				
Surgery-Preliminary	2996440P0	8	5				
U Hawaii Ortho Res Prog							
HONOLULU							
Orthopaedic Surgery	3156260C0	1	1				
Ortho Surg/Research	3156260C1	1	1				
</							

Match Outcome for All Institutions by State 2003

Page 11 of 44
CODE QUOTA MATCHED

	CODE	QUOTA	MATCHED
Obstetrics-Gynecology	1127220C0	5	0
Pathology	1127300C0	2	2
Pediatrics	1127320C0	7	7
Radiology-Diagnostic	1127420A0	4	4
Internal Med/Prev Med	1127751C0	1	1

Evanston NW Hlth Care-IL

EVANSTON

Family Practice	2090120C0	5	4
Internal Medicine	2090140C0	16	16
Medicine-Preliminary	2090140P0	13	13
Pathology	2090300C0	2	2
Transitional	2090999P0	10	10

FUHS/Chicago Med Sch-IL

NORTH CHICAGO

Internal Medicine	3053140C0	11	11
Medicine-Primary	3053140M0	0	0
Psychiatry	3053400C0	4	4
General Surgery	3053440C0	4	4
Surgery-Preliminary	3053440P0	2	0

Hinsdale Hospital-IL

HINSDALE

Family Practice	3006120C0	9	9
-----------------	-----------	---	---

Jackson Park Hosp-IL

CHICAGO

Family Practice	1119120C0	3	0
-----------------	-----------	---	---

Lagrange Fam Prac Res-IL

LAGRANGE

Family Practice	3037120C0	7	6
-----------------	-----------	---	---

Louis Weiss/U Chicago-IL

CHICAGO

Internal Medicine	1846140C0	3	3
Medicine-Preliminary	1846140P0	4	4
Transitional	1846999P0	8	8

Loyola Univ Med Ctr-IL

MAYWOOD

Anesthesiology	1170040A0	4	4
Anesthesiology	1170040C0	6	6
Cook Cnty-Loyola-Provident FP	1170120C0	12	12
Internal Medicine	1170140C0	31	31
Medicine-Preliminary	1170140P0	7	7
Obstetrics-Gynecology	1170220C0	4	4
Orthopaedic Surgery	1170260C0	4	4
Pathology	1170300C0	3	3
Pediatrics	1170320C0	10	10
Phys Medicine & Rehab	1170340A0	3	3
Phys Medicine & Rehab	1170340C0	0	0
Psychiatry	1170400C0	6	0
Radiology-Diagnostic	1170420A0	6	6
Radiation-Oncology	1170430A0	2	2
General Surgery	1170440C0	6	6
Surgery-Preliminary	1170440P0	9	2
Medicine-Pediatrics	1170700C0	4	4

MacNeal Mem Hosp-IL

BERWYN

Family Practice	1121120C0	12	12
Transitional	1121999P0	13	13

Marianjoy Rehabilitation Hosp-IL

WHEATON

Phys Medicine & Rehab	1103340A0	4	4
-----------------------	-----------	---	---

McGaw Med Ctr-NW Univ-IL

CHICAGO

Anesthesiology 3-Year Program	2247040A0	10	10
Anesthesiology 4-year Program	2247040C0	8	8
Dermatology	2247080A0	3	3
Emergency Medicine	2247110C0	10	10
Internal Medicine	2247140C0	40	40
Medicine-Preliminary	2247140P0	7	7
Obstetrics-Gynecology	2247220C0	9	9
Orthopaedic Surgery	2247260C0	9	9
Pathology	2247300C0	2	2
Path-Investigator Trk	2247300C1	0	0
Phys Medicine & Rehab	2247340A0	8	8
Phys Medicine & Rehab	2247340C0	4	4
Plastic Surgery	2247360C0	2	2
Psychiatry	2247400C0	8	8
Radiology-Diagnostic	2247420A0	8	8
General Surgery	2247440C0	4	4
Surgery-Preliminary	2247440P0	14	8

Mercy Hosp & Med Ctr-IL

CHICAGO

Internal Medicine	1141140C0	4	4
Obstetrics-Gynecology	1141220C0	3	3

Michael Reese Hosp-IL

CHICAGO

Internal Medicine	1142140C0	13	13
Medicine-Preliminary	1142140P0	2	0

Mt Sinai Hosp Med Ctr-IL

CHICAGO

Family Practice	1144120C0	5	3
Obstetrics-Gynecology	1144220C0	3	3
Pediatrics	1144320C0	5	5

Quincy Fam Prac Prog-IL

QUINCY

Family Practice	2026120C0	4	3
-----------------	-----------	---	---

Resurrection Med Ctr-IL

CHICAGO

Emergency Medicine	1937110C0	13	13
Family Practice	1937120C0	5	5
Transitional	1937999P0	12	12

Rush Copley Med Ctr-IL

AURORA

Family Practice	1323120C0	4	1
-----------------	-----------	---	---

Rush-Presby-St Lukes-IL

CHICAGO

Anesthesiology	1147040A0	4	4
Anesthesiology	1147040C0	4	4
Dermatology	1147080A0	2	2
Internal Medicine	1147140C0	28	28
Medicine-Preliminary	1147140P0	12	12
Obstetrics-Gynecology	1147220C0	6	6
Orthopaedic Surgery	1147260C0	4	4
Pathology	1147300C0	4	4
Pediatrics	1147320C0	11	11
Phys Medicine & Rehab	1147340A0	1	1
Phys Medicine & Rehab	1147340C0	3	0
Psychiatry	1147400C0	4	4
Radiology-Diagnostic	1147420A0	4	4
General Surgery	1147440C0	8	8
Surgery-Preliminary	1147440P0	13	7
Medicine-Pediatrics	1147700C0	5	5

Match Outcome for All Institutions by State 2003

				Page 12 of 44			
				CODE	QUOTA MATCHED		
Medicine-Psychiatry				1147715C0	4	4	
Schwab Rehab Hosp-IL							
CHICAGO							
Phys Medicine & Rehab				1339340A0	5	5	
SIU Carbondale-IL							
CARBONDALE							
Family Practice				2948120C0	5	4	
SIU Decatur-IL							
DECATUR							
Family Practice				2016120C0	5	5	
SIU SOM & Affl Hosps-IL							
SPRINGFIELD							
Dermatology				2922080C0	2	2	
Family Practice				2922120C0	8	7	
Internal Medicine				2922140C0	10	10	
Medicine-Preliminary				2922140P0	4	4	
Neurology				2922180C0	2	2	
Obstetrics-Gynecology				2922220C0	3	3	
Orthopaedic Surgery				2922260C0	3	3	
Pediatrics				2922320C0	6	1	
Plastic Surgery				2922360C0	2	2	
Psychiatry				2922400C0	3	3	
Radiology-Diagnostic				2922420C0	3	3	
General Surgery				2922440C0	3	3	
Medicine-Psychiatry				2922715C0	2	1	
St Elizabeths Hosp-IL							
CHICAGO							
Family Practice				1153120C0	6	4	
St Francis Hosp-Evanston-IL							
EVANSTON							
Internal Medicine				1168140C0	7	7	
Medicine-Preliminary				1168140P0	5	5	
Obstetrics-Gynecology				1168220C0	2	0	
Radiology-Diagnostic				1168420A0	2	2	
Transitional				1168999P0	10	10	
St Joseph Hosp-IL							
CHICAGO							
Family Practice				1405120C0	6	2	
Internal Medicine				1405140C0	7	6	
Medicine-Preliminary				1405140P0	3	3	
Obstetrics-Gynecology				1405220C0	3	3	
General Surgery				1405440C0	1	1	
Preliminary Surgery				1405440P0	2	0	
Transitional				1405999P0	6	6	
St Mary Nazareth Hosp-IL							
CHICAGO							
Family Practice				1154120C0	8	8	
Swedish Covenant Hosp-IL							
CHICAGO							
Family Practice				1159120C0	6	0	
Transitional				1159999P0	8	8	
U Illinois COM-Chicago							
CHICAGO							
Anesthesiology				1150040A0	3	3	
Anesthesiology				1150040C0	9	9	
Dermatology				1150080A0	3	3	
Emergency Medicine				1150110C0	12	12	
Family Prac/UIC Christ				1150120C0	2	2	
Family Practice/UIH				1150120C1	4	2	
Int Med/UIC Christ				1150140C0	8	8	
Internal Medicine/UIH							
Medicine-Prelim/UIH				1150140C1	33	33	
Med-Prelim/UIC Christ				1150140P0	8	8	
Obstetrics-Gynecology				1150140P1	5	5	
Orthopaedic Surgery				1150220C0	8	8	
Pathology				1150260C0	7	7	
Pediatrics				1150300C0	5	5	
Psychiatry				1150320C0	14	14	
Radiology-Diagnostic/UIC				1150400C0	10	10	
Rad-Diag Michael Reese				1150420A0	4	4	
General Surgery				1150420A1	3	3	
Surgery-Preliminary				1150440C0	7	7	
Medicine-Pediatrics				1150440P0	6	6	
Medicine-Emergency Med				1150700C0	4	1	
				1150705C0	2	2	
U Illinois COM-Rockford							
ROCKFORD							
Family Practice				2268120C0	7	6	
U Illinois COM-Urbana							
URBANA							
Internal Medicine				2046140C0	4	4	
Medicine-Primary				2046140M0	0	0	
Medicine-Preliminary				2046140P0	4	1	
U IL-Methodist Med Ctr							
PEORIA							
Family Practice				2267120C0	10	7	
U IL-Metro Group Hosp							
CHICAGO							
General Surgery				2920440C0	6	6	
Surgery-Preliminary				2920440P0	8	5	
U IL-St Francis Med Ctr							
PEORIA							
Emergency Medicine				1175110C0	8	8	
Internal Medicine				1175140C0	8	8	
Internal Medicine-Prelim				1175140P0	3	2	
Neurology				1175180C0	2	2	
Obstetrics-Gynecology				1175220C0	2	1	
Pediatrics				1175320C0	6	6	
Radiology-Diagnostic				1175420C0	4	4	
General Surgery				1175440C0	3	3	
Surgery-Preliminary				1175440P0	1	1	
Medicine-Pediatrics				1175700C0	8	6	
UIC/Illinois Masonic FPR							
CHICAGO							
Family Practice				3131120C0	5	5	
Univ Of Chicago Hosp-IL							
CHICAGO							
Anesthesiology				1160040A0	8	8	
Anesthesiology				1160040C0	6	6	
Dermatology				1160080A0	3	3	
Emergency Medicine				1160110C0	14	14	
Internal Medicine				1160140C0	28	28	
Medicine-Preliminary				1160140P0	6	6	
Neurological Surgery				1160160C0	2	2	
Obstetrics-Gynecology				1160220C0	6	6	
Orthopaedic Surgery				1160260C0	4	4	
Otolaryngology				1160280C0	1	1	
Pathology				1160300C0	5	5	
Pediatrics				1160320C0	16	16	
Plastic Surgery				1160360C0	2	2	
Psychiatry				1160400C0	5	5	
Radiology-Diagnostic				1160420A0	4	4	

Match Outcome for All Institutions by State 2003

	CODE	QUOTA MATCHED	
Radiology-Diagnostic	1160420C0	2	2
Radiation-Oncology	1160430A0	3	3
General Surgery	1160440C0	6	6
Urology	1160480C0	2	2
Medicine-Pediatrics	1160700C0	4	4
West Suburban Hosp-IL			
OAK PARK			
Family Practice	1173120C0	8	8
Internal Medicine	1173140C0	6	6
Medicine-Preliminary	1173140P0	1	0
Transitional	1173999P0	6	6
Westlake Hospital-IL			
MELROSE PARK			
Internal Medicine	1132140C0	5	5
Medicine-Preliminary	1132140P0	4	2
INDIANA			
Ball Memorial Hosp-IN			
MUNCIE			
Family Practice	1192120C0	8	8
Internal Medicine	1192140C0	4	3
Pathology	1192300C0	3	2
Transitional	1192999P0	8	8
Community Hospital-IN			
INDIANAPOLIS			
Family Practice	3027120C0	7	5
Deaconess Hospital-IN			
EVANSVILLE			
Family Practice	3029120C0	6	1
Ft Wayne Med Ed Prog-IN			
FORT WAYNE			
Family Practice	1178120C0	6	6
Orthopaedic Surgery	1178260C0	2	2
Indiana Univ Sch Of Med			
INDIANAPOLIS			
Anesthesiology	1187040A0	17	17
Anesthesiology	1187040C0	3	3
Dermatology	1187080C0	2	2
Emergency Medicine	1187110C0	17	17
Family Practice	1187120C0	10	3
Internal Medicine	1187140C0	33	33
Obstetrics-Gynecology	1187220C0	10	10
Orthopaedic Surgery	1187260C0	5	5
Pathology	1187300C0	5	5
Pediatrics	1187320C0	25	25
Phys Medicine & Rehab	1187340A0	1	1
Psychiatry	1187400C0	6	6
Radiology-Diagnostic	1187420A0	15	15
Radiology-Diagnostic	1187420C0	0	0
Radiation Oncology	1187430A0	2	2
General Surgery	1187440C0	9	9
Surgery-Preliminary	1187440P0	14	11
Medicine-Pediatrics	1187700C0	14	14
Pediatrics/Emerg Med	1187725C0	1	1
Peds/Psych/Child Psych	1187730C0	2	2
Transitional	1187999P0	12	12
Memorial Hospital-IN			
SOUTH BEND			
Family Practice	1193120C0	8	8

Page 13 of 44
CODE QUOTA MATCHED

St Francis Hosp Ctr-IN			
BEECH GROVE			
Family Practice	2963120C0	6	6
St Josephs Reg Med Ctr-IN			
SOUTH BEND			
Family Practice	1194120C0	9	5
St Marys Med Ctr-IN			
EVANSVILLE			
Family Practice	1941120C0	6	4
St Vincent Hosp-IN			
INDIANAPOLIS			
Family Practice	1189120C0	8	6
Internal Medicine	1189140C0	6	6
Medicine-Primary	1189140M0	6	6
Medicine-Preliminary	1189140P0	6	6
Obstetrics-Gynecology	1189220C0	4	4
Internal Med-Family Med	1189740C0	1	1
Transitional	1189999P0	18	18
The Methodist Hosps-IN			
GARY			
Family Practice	3196120C0	3	3
Union Hospital-IN			
TERRE HAUTE			
Family Practice	3007120C0	6	6
IOWA			
Broadlawns Med Ctr-IA			
DES MOINES			
Family Practice	1199120C0	8	4
Transitional	1199999P0	4	4
Cedar Rapids Med Ed Fdn-IA			
CEDAR RAPIDS			
Family Practice	1196120C0	7	6
Iowa Lutheran Hospital			
DES MOINES			
Family Practice	1200120C0	8	6
Iowa Methodist Med Ctr			
DES MOINES			
Internal Medicine	1201140C0	8	8
Medicine-Preliminary	1201140P0	2	2
Pediatrics	1201320C0	6	6
General Surgery	1201440C0	3	3
Surgery-Preliminary	1201440P0	2	0
Transitional	1201999P0	4	4
Mercy Med Ctr-North Iowa			
MASON CITY			
Family Practice	2015120C0	6	5
Mercy/Mayo Fam Prac-IA			
DES MOINES			
Family Practice	1346120C0	8	3
Northeast Iowa Fam Prac			
WATERLOO			
Family Practice	3079120C0	6	3
Quad Cities Genesis-IA			
DAVENPORT			
Family Practice	2969120C0	6	4

Match Outcome for All Institutions by State 2003

Page 14 of 44

	CODE	QUOTA MATCHED	
Siouxland Med Ed Fdn-IA			
SIOUX CITY			
Family Practice	3022120C0	6	4
U Iowa Hosp/Clin-Iowa City			
IOWA CITY			
Anesthesiology	1203040A0	5	5
Anesthesiology	1203040C0	7	7
Dermatology	1203080A0	4	4
Family Practice	1203120C0	5	1
Internal Medicine	1203140C0	20	20
Medicine-Preliminary	1203140P0	5	5
Neurology	1203180C0	5	3
Obstetrics-Gynecology	1203220C0	4	4
Orthopaedic Surgery	1203260C0	5	5
Pathology	1203300C0	4	4
Pediatrics	1203320C0	11	7
Psychiatry	1203400C0	6	6
Radiology-Diagnostic	1203420A0	5	5
Radiology-Diagnostic	1203420C0	3	3
General Surgery	1203440C0	6	6
Surgery-Designated Prelim	1203440P0	5	5
Medicine-Psychiatry	1203715C0	3	3
Psychiatry/Family Practice	1203720C0	2	2

KANSAS

U Kansas SOM-Kansas City

KANSAS CITY			
Anesthesiology	1208040A0	6	6
Dermatology	1208080A0	2	2
Family Practice	1208120C0	7	4
Family Prac/Junct City	1208120C1	1	0
Family Prac/Lenexa	1208120C2	2	2
Internal Medicine	1208140C0	18	18
Medicine-Preliminary	1208140P0	12	12
Med-Prelim/Topeka	1208140P1	7	3
Obstetrics-Gynecology	1208220C0	3	3
Orthopaedic Surgery	1208260C0	3	3
Pathology	1208300C0	2	0
Pediatrics	1208320C0	6	3
Phys Medicine & Rehab	1208340A0	2	1
Surgery-Plastic Surgery	1208360C0	1	1
Psychiatry	1208400C0	4	4
Radiology-Diagnostic	1208420A0	5	5
Radiation Oncology	1208430A0	1	1
General Surgery	1208440C0	4	4
Medicine-Pediatrics	1208700C0	5	4
Medicine-Psychiatry	1208715C0	2	2

U Kansas SOM-Wichita

WICHITA			
Anesthesiology	3054040C0	5	5
Fam Prac/Via Christi	3054120C0	18	14
Fam Prac/Smoky Hill	3054120C1	4	3
Family Practice/Wesley	3054120C2	9	7
Internal Medicine	3054140C0	6	6
Medicine-Preliminary	3054140P0	5	2
Obstetrics-Gynecology	3054220C0	5	5
Orthopaedic Surgery	3054260C0	4	4
Pediatrics	3054320C0	5	3
Psychiatry	3054400C0	2	2
Radiology-Diagnostic	3054420A0	3	3

General Surgery
Medicine-Pediatrics

3054440C0	6	6
3054700C0	2	2

KENTUCKY

St Elizabeth Med Ctr-KY

EDGEWOOD			
Family Practice	1213120C0	8	8

Trover Foundation-KY

MADISONVILLE			
Family Practice	2912120C0	6	6

U Kentucky Med Ctr

LEXINGTON			
Anesthesiology	1848040A0	2	2
Anesthesiology	1848040C0	7	7
Emergency Medicine	1848110C0	6	6
Family Practice	1848120C0	6	3
Family Prac/E Kentucky	1848120C1	4	4
Fam Pract/Rural-Corbin	1848120C2	2	0
Family Pract/Rural-Morehead	1848120C3	2	0
Internal Medicine	1848140C0	14	10
Medicine-Primary	1848140M0	4	3
Neurological Surgery	1848160C0	2	2
Neurology	1848180C0	2	2
Obstetrics-Gynecology	1848220C0	5	5
Ophthalmology	1848240C0	3	0
Orthopaedic Surgery	1848260C0	3	3
Otolaryngology	1848280C0	2	2
Pathology	1848300C0	3	3
Pediatrics	1848320C0	7	7
Phys Medicine & Rehab	1848340C0	3	3
Psychiatry	1848400C0	6	6
Radiology-Diagnostic	1848420A0	2	2
Radiology-Diagnostic	1848420C0	2	2
Radiation-Oncology	1848430C0	1	1
General Surgery	1848440C0	5	5
Surgery-Preliminary	1848440P0	8	2
Urology	1848480C0	2	2
Medicine-Pediatrics	1848700C0	6	6
Peds/Psych/Child Psych	1848730C0	2	2

Univ Louisville SOM-KY

LOUISVILLE			
Anesthesiology	1217040A0	1	0
Anesthesiology	1217040C0	9	8
Dermatology	1217080A0	2	2
Emergency Medicine	1217110C0	10	10
Family Practice	1217120C0	7	7
Family Prac/Glasgow	1217120C1	4	4
Internal Medicine	1217140C0	20	15
Medicine-Preliminary	1217140P0	10	10
Obstetrics-Gynecology	1217220C0	6	5
Orthopaedic Surgery	1217260C0	3	3
Pathology	1217300C0	3	3
Pediatrics	1217320C0	18	15
Phys Medicine & Rehab	1217340A0	2	1
Psychiatry	1217400C0	9	9
Radiology-Diagnostic	1217420A0	4	3
Radiation-Oncology	1217430A0	1	1
General Surgery	1217440C0	10	10
Medicine-Pediatrics	1217700C0	5	1

Match Outcome for All Institutions by State 2003

Page 15 of 44

	CODE	QUOTA MATCHED	
LOUISIANA			
Baton Rouge General-LA			
BATON ROUGE			
Family Practice	1139120C0	8	4
Earl K Long Med Ctr-LA			
BATON ROUGE			
Emergency Medicine	1221110C0	12	9
Internal Medicine	1221140C0	8	8
Medicine-Preliminary	1221140P0	4	4
East Jefferson Gen-LA			
METAIRIE			
Family Practice	1404120C0	6	0
LSU SOM-New Orleans-LA			
NEW ORLEANS			
Dermatology	1224080A0	5	5
Emergency Medicine	1224110C0	15	15
Family Practice	1224120C0	6	3
Internal Medicine	1224140C0	12	12
Medicine-Preliminary	1224140P0	9	9
Obstetrics-Gynecology	1224220C0	9	9
Orthopaedic Surgery	1224260C0	4	4
Pathology	1224300C0	3	2
Pediatrics	1224320C0	18	18
Phys Medicine & Rehab	1224340C0	3	3
Psychiatry	1224400C0	8	8
Radiology-Diagnostic	1224420A0	6	6
General Surgery	1224440C0	8	8
Surgery-Preliminary	1224440P0	13	9
Medicine-Pediatrics	1224700C0	7	7
Medicine-Emergency Med	1224705C0	2	2
LSUHSC-S Alexandria-LA			
ALEXANDRIA			
Family Practice	1273120C0	5	5
LSUHSC-Shreveport-LA			
SHREVEPORT			
Anesthesiology	1232040C0	6	4
Family Practice	1232120C0	8	3
Fam Practice/N Caddo	1232120C1	1	1
Internal Medicine	1232140C0	11	6
Medicine-Preliminary	1232140P0	8	5
Obstetrics-Gynecology	1232220C0	6	3
Orthopaedic Surgery	1232260C0	3	3
Pathology	1232300C0	3	1
Pediatrics	1232320C0	9	4
Psychiatry	1232400C0	1	1
Radiology-Diagnostic	1232420A0	3	3
General Surgery	1232440C0	5	5
Medicine-Pediatrics	1232700C0	4	3
LSUMC E A Conway Med Ctr-LA			
MONROE			
Family Practice	2079120C0	8	8
LSUMC-S Lake Charles-LA			
LAKE CHARLES			
Family Practice	1278120C0	6	3
Ochsner Clinic Foundation-LA			
NEW ORLEANS			
Anesthesiology	1966040C0	4	4
Internal Medicine	1966140C0	11	11
Medicine-Preliminary	1966140P0	12	12

Obstetrics-Gynecology	1966220C0	4	4
Orthopaedic Surgery	1966260C0	2	2
Radiology-Diagnostic	1966420C0	5	5
General Surgery	1966440C0	5	5
Surgery-Preliminary	1966440P0	4	4
Tulane Univ SOM-LA			
NEW ORLEANS			
Anesthesiology	3073040A0	4	4
Anesthesiology	3073040C0	4	4
Dermatology	3073080A0	3	3
Internal Medicine	3073140C0	18	18
Medicine-Preliminary	3073140P0	9	9
Obstetrics-Gynecology	3073220C0	9	9
Orthopaedic Surgery	3073260C0	5	5
Pathology	3073300C0	1	0
Pediatrics	3073320C0	12	12
Psychiatry	3073400C0	5	2
Radiology-Diagnostic	3073420A0	4	4
General Surgery	3073440C0	5	5
Surgery-Preliminary	3073440P0	9	7
Medicine-Pediatrics	3073700C0	6	6
Medicine-Psychiatry	3073715C0	2	1
Transitional	3073999P0	12	12
Univ Med Ctr-Lafayette-LA			
LAFAYETTE			
Family Practice	1225120C0	8	5
Internal Medicine	1225140C0	4	1
Medicine-Preliminary	1225140P0	2	2
MAINE			
Central Maine Med Ctr			
LEWISTON			
Family Practice	2327120C0	5	2
Eastern Maine Med Ctr-ME			
BANGOR			
Family Practice	2520120C0	7	6
Maine Dartmouth Fam Prac			
AUGUSTA			
Family Practice	2956120C0	8	5
Maine Medical Center			
PORTLAND			
Anesthesiology	1236040A0	1	1
Anesthesiology	1236040C0	3	3
Emergency Medicine	1236110C0	6	6
Family Practice	1236120C0	7	7
Internal Medicine	1236140C0	12	8
Obstetrics-Gynecology	1236220C0	3	3
Pediatrics	1236320C0	6	6
Psychiatry	1236400C0	4	4
Radiology-Diagnostic	1236420C0	3	3
General Surgery	1236440C0	3	3
Surgery-Preliminary	1236440P0	1	0
Medicine-Pediatrics	1236700C0	2	2
MARYLAND			
Franklin Square Hosp-MD			
BALTIMORE			
Family Practice	1240120C0	8	3

Match Outcome for All Institutions by State 2003

	CODE	QUOTA MATCHED	
Internal Medicine	1240140C0	7	2
Medicine-Preliminary	1240140P0	5	5
Obstetrics-Gynecology	1240220C0	3	1
Good Samaritan Hosp-MD			
BALTIMORE			
Internal Medicine	3118140C0	2	2
Medicine-Preliminary	3118140P0	2	2
Greater Baltimore Med Ctr-MD			
BALTIMORE			
Medicine-Primary	1241140M0	1	1
Medicine-Preliminary	1241140P0	8	8
Harbor Hospital Ctr-MD			
BALTIMORE			
Internal Medicine	1250140C0	4	4
Medicine-Preliminary	1250140P0	1	1
Transitional	1250999P0	5	5
Johns Hopkins Bayview-MD			
BALTIMORE			
Internal Medicine	1237140C0	6	6
Medicine-Primary	1237140M0	6	6
Medicine-Preliminary	1237140P0	4	4
Johns Hopkins Bloomberg SPH-MD			
BALTIMORE			
Prev Med/PH-Bassett	3184380C0	1	0
Johns Hopkins Hosp-MD			
BALTIMORE			
Anesthesiology	1242040A0	21	21
Anesthesiology	1242040C0	4	4
Dermatology	1242080A0	2	2
Emergency Medicine	1242110C0	10	10
Internal Medicine	1242140C0	36	36
Obstetrics-Gynecology	1242220C0	9	7
Orthopaedic Surgery	1242260C0	5	5
Pathology	1242300C0	8	8
Pediatrics	1242320C0	27	27
Phys Medicine & Rehab	1242340A0	3	3
Surgery-Plastic Surg	1242360C0	2	2
Psychiatry	1242400C0	6	6
Radiology-Diagnostic	1242420A0	7	7
General Surgery	1242440C0	7	7
Surgery-Preliminary	1242440P0	13	13
Johns Hopkins/Sinai-MD			
BALTIMORE			
Internal Medicine	1893140C0	5	5
Medicine-Preliminary	1893140P0	13	13
Maryland General Hosp			
BALTIMORE			
Internal Medicine	1244140C0	6	1
Transitional	1244999P0	12	2
Sinai Hosp-Baltimore-MD			
BALTIMORE			
Obstetrics-Gynecology	1249220C0	4	4
Pediatrics	1249320C0	6	5
Phys Medicine & Rehab	1249340A0	4	4
St Agnes Healthcare-MD			
BALTIMORE			
General Surgery	1247440C0	3	3
Surgery-Preliminary	1247440P0	3	3

Page 16 of 44
CODE QUOTA MATCHED

U MD-Mercy Med Ctr BALTIMORE

Medicine-Preliminary	1245140P0	9	9
----------------------	-----------	---	---

Union Memorial Hosp-MD BALTIMORE

Internal Medicine	1251140C0	8	8
Medicine-Preliminary	1251140P0	5	4
Orthopaedic Surgery	1251260C0	2	2
General Surgery	1251440C0	2	2
Surgery-Preliminary	1251440P0	3	2

Univ Maryland Med Ctr BALTIMORE

Anesthesiology	1252040A0	11	11
Dermatology	1252080A0	1	1
Emergency Medicine	1252110C0	10	10
Family Practice	1252120C0	9	3
Internal Medicine	1252140C0	22	22
Medicine-Preliminary	1252140P0	15	10
Neurology	1252180C0	1	1
Obstetrics-Gynecology	1252220C0	6	1
Orthopaedic Surgery	1252260C0	4	4
Orthopaedic Surgery-Research	1252260C1	1	1
Pediatrics	1252320C0	13	13
Psychiatry/Sheppard Pratt	1252400C0	14	14
Radiology-Diagnostic	1252420A0	7	7
Radiation-Oncology	1252430A0	2	2
General Surgery	1252440C0	5	5
Surgery-Preliminary	1252440P0	2	2
Medicine-Pediatrics	1252700C0	4	4
Medicine-Emergency Med	1252705C0	2	2
Pediatrics/Emerg Med	1252725C0	2	2

MASSACHUSETTS

B I Deaconess Med Ctr-MA BOSTON

Anesthesiology	1256040A0	14	14
Anesthesiology	1256040C0	0	0
Emergency Medicine	1256110C0	10	10
Internal Medicine	1256140C0	48	48
Medicine-Preliminary	1256140P0	14	14
Obstetrics-Gynecology	1256220C0	5	5
Pathology	1256300C0	6	6
Radiology-Diagnostic	1256420A0	9	9
General Surgery	1256440C0	9	9
Surgery-Preliminary	1256440P0	3	2

Baystate Med Ctr-MA SPRINGFIELD

Anesthesiology	1286040A0	2	2
Emergency Medicine	1286110C0	12	12
Internal Medicine	1286140C0	8	2
Medicine-Preliminary	1286140P0	2	1
Obstetrics-Gynecology	1286220C0	5	5
Pathology	1286300C0	1	1
Pediatrics	1286320C0	8	5
Radiology-Diagnostic	1286420A0	3	3
General Surgery	1286440C0	4	4
Surgery-Preliminary	1286440P0	2	2
Medicine-Pediatrics	1286700C0	8	6
Trans-Anesthesiology	1286999P0	2	2

Match Outcome for All Institutions by State 2003

Page 17 of 44
CODE QUOTA MATCHED

Berkshire Med Ctr-MA

PITTSFIELD

Internal Medicine	1281140C0	10	5
Medicine-Preliminary	1281140P0	6	1
General Surgery	1281440C0	2	2
Surgery-Preliminary	1281440P0	3	0

Boston U Med Ctr-MA

BOSTON

Anesthesiology	1257040A0	6	6
Anesthesiology	1257040C0	1	1
Dermatology	1257080A0	4	4
Emergency Medicine	1257110A0	12	12
Family Practice	1257120C0	6	6
Internal Medicine	1257140C0	40	40
Medicine-Primary	1257140M0	6	5
Medicine-Preliminary	1257140P0	11	11
Obstetrics-Gynecology	1257220C0	4	4
Orthopaedic Surgery	1257260C0	3	3
Pathology	1257300C0	2	2
Phys Medicine & Rehab	1257340A0	4	4
Phys Medicine & Rehab	1257340R0	1	1
Psychiatry	1257400C0	6	6
Radiology-Diagnostic	1257420A0	8	8
General Surgery	1257440C0	5	5
Surgery-Preliminary	1257440P0	3	1
Transitional	1257999P0	8	6

Brigham & Womens Hosp-MA

BOSTON

Anesthesiology	1265040A0	22	22
Emergency Medicine	1265110C0	13	13
Internal Medicine	1265140C0	41	41
Medicine-Primary/BWH	1265140M0	8	8
Medicine-Primary/HVMA	1265140M1	4	4
Brig/Faulk Med-Prelim	1265140P0	15	15
Obstetrics-Gynecology	1265220C0	10	10
Pathology	1265300C0	11	11
Surgery-Plastic Surg	1265360C0	3	3
Radiology-Diagnostic	1265420A0	9	9
Radiation Oncology	1265430A0	7	7
General Surgery	1265440C0	7	7
Surgery-Preliminary	1265440P0	7	7

Cambridge Hospital/CHA-MA

CAMBRIDGE

Medicine-Primary	1268140M0	5	5
Psychiatry	1268400C0	4	4
Psychiatry/Riggs	1268400C1	0	0
Transitional	1268999P0	10	10

Carney Hospital-MA

BOSTON

Medicine-Primary	1258140M0	8	4
Medicine-Preliminary	1258140P0	6	4
Transitional	1258999P0	7	4

Childrens Hosp Boston-MA

BOSTON

Peds/Childrens Hosp	1259320C0	26	26
Peds-Primary/BMC	1259320M0	10	10

Grtr Lawrence Fam Hlth Ctr-MA

LAWRENCE

Family Practice	1283120C0	8	8
-----------------	-----------	---	---

Harvard Longwood Psyc-MA

BOSTON

HLP RTP-Carney Hosp	1270400C0	9	9
HLP RTP-Mt Auburn Hosp	1270400C1	6	6

Harvard South Shore-MA

BROCKTON

Psychiatry	3120400C0	5	2
------------	-----------	---	---

Harvard/Spaulding-MA

BOSTON

Phys Medicine & Rehab	1260340A0	6	6
-----------------------	-----------	---	---

Lahey Clinic-MA

BURLINGTON

Internal Medicine	3130140C0	9	9
Medicine-Preliminary	3130140P0	9	9
Radiology-Diagnostic	3130420A0	3	3
General Surgery	3130440C0	2	2
Surgery-Preliminary	3130440P0	1	0

Lemuel Shattuck Hosp-MA

BOSTON

Transitional	3112999P0	6	0
--------------	-----------	---	---

Massachusetts Gen Hosp

BOSTON

Anesthesiology	1261040A0	24	24
Dermatology	1261080A0	5	5
Internal Medicine	1261140C0	43	43
Medicine-Primary	1261140M0	6	6
Medicine-Preliminary	1261140P0	12	12
Harvard Combined Ortho	1261260C0	10	10
Clinical Pathology	1261300C0	2	2
Pathology	1261300C1	6	6
Pediatrics	1261320C0	16	16
Pediatrics-Preliminary	1261320P0	2	2
Psychiatry/MGH/Mclean	1261400A0	13	13
Psychiatry - Adult+Child	1261400A1	2	2
Psyc/IntMed/MGH/Mclean	1261400P0	1	1
Psyc/N Well/MGH/Mclean	1261400P4	10	10
Radiology-Diagnostic	1261420A0	10	10
General Surgery	1261440C0	8	8
Surgery-Preliminary	1261440P0	7	7
Med-Peds/Harvard Combined	1261700C0	8	8

Metrowest-Framingham-MA

FRAMINGHAM

Internal Medicine	1812140C0	4	4
Medicine-Preliminary	1812140P0	2	2
Transitional	1812999P0	10	8

Mt Auburn Hospital-MA

CAMBRIDGE

Internal Medicine	1269140C0	5	5
Medicine-Primary	1269140M0	1	1
Medicine-Preliminary	1269140P0	15	15
Radiology-Diagnostic	1269420A0	3	3

New England Med Ctr-MA

BOSTON

Anesthesiology	1263040A0	6	5
Internal Medicine	1263140C0	24	24
Obstetrics-Gynecology	1263220C0	5	4
Orthopaedic Surgery	1263260C0	4	4
Otolaryngology	1263280C0	1	1
Pediatrics	1263320C0	11	11
Phys Medicine & Rehab	1263340A0	2	2

Match Outcome for All Institutions by State 2003

	CODE	QUOTA MATCHED	
Psychiatry	1263400C0	4	4
Radiology-Diagnostic	1263420A0	5	5
Radiation-Oncology	1263430A0	3	3
General Surgery	1263440C0	3	3
Surgery-Preliminary	1263440P0	2	2
Peds/Psych/Child Psych	1263730C0	2	0
Newton-Wellesley Hosp-MA			
NEWTON			
Medicine-Preliminary	1280140P0	9	9
Salem Hospital-MA			
SALEM			
Internal Medicine	1284140C0	6	6
Medicine-Preliminary	1284140P0	3	3
St Elizabeths Med Ctr-MA			
BOSTON			
Anesthesiology	1266040A0	3	2
Anesthesiology	1266040C0	1	1
Internal Medicine	1266140C0	6	6
Medicine-Primary	1266140M0	0	0
Medicine-Preliminary	1266140P0	5	5
Psychiatry	1266400C0	3	1
General Surgery	1266440C0	3	3
Surgery-Preliminary	1266440P0	2	2
St Vincent Hosp-Worcester-MA			
WORCESTER			
Internal Medicine C	1290140C0	9	9
Medicine-Preliminary	1290140P0	16	15
Radiology-Diagnostic	1290420A0	2	2
Tufts U Fam Prac Res-MA			
MALDEN			
Family Practice	1036120C0	7	7
Univ Mass Med School			
WORCESTER			
Anesthesiology	3050040A0	7	3
Dermatology	3050080A0	1	1
Emergency Medicine	3050110C0	11	10
Fam Prac/Hahnemann FHC	3050120C0	5	5
Fam Prac/Queen St. FHC	3050120C1	5	5
Family Prac/Barre FHC	3050120C2	5	5
Family Prac/Fitchburg	3050120C3	6	3
FP/Prev Med/Hahnemann FHC	3050120C5	0	0
FP/Prev Med/Queen St. FHC	3050120C6	0	0
Internal Medicine	3050140C0	17	17
Medicine-Preliminary	3050140P0	7	7
Neurology	3050180C0	1	1
Obstetrics-Gynecology	3050220C0	5	5
Orthopaedic Surgery	3050260C0	2	2
Pathology	3050300C0	2	2
Pediatrics	3050320C0	8	8
Psychiatry	3050400C0	4	4
Psychiatry-Child Psych	3050400C1	1	1
Radiology-Diagnostic	3050420A0	4	4
General Surgery	3050440C0	6	6
Surgery-Preliminary	3050440P0	5	0
Medicine-Pediatrics	3050700C0	2	2

MICHIGAN

Bon Secours Cottage-MI

GROSSE POINTE

Family Practice

1906120C0 6 6

Genesys Reg Med Ctr-MI

GRAND BLANC

Family Practice

1308120C0 9 8

Grand Rapids Med Ed-MI

GRAND RAPIDS

Emergency Medicine

2077110C0 10 10

Family Practice

2077120C0 8 7

Internal Medicine

2077140C0 12 4

Obstetrics-Gynecology

2077220C0 8 7

Orthopaedic Surgery

2077260C0 4 4

Pediatrics

2077320C0 9 7

Surgery - Plastic Surgery

2077360C0 2 2

Radiology-Diagnostic

2077420C0 3 3

General Surgery

2077440C0 6 6

Surgery - Preliminary

2077440P0 2 2

Medicine-Pediatrics

2077700C0 4 4

Transitional

2077999P0 19 6

Henry Ford HSC-MI

DETROIT

Anesthesiology

1300040C0 7 5

Dermatology

1300080A0 4 4

Dermatology C

1300080C0 2 2

Emergency Medicine

1300110C0 14 14

Family Practice

1300120C0 2 1

Internal Medicine

1300140C0 27 27

Medicine-Preliminary

1300140P0 3 3

Obstetrics-Gynecology

1300220C0 3 3

Orthopaedic Surgery

1300260C0 6 6

Pathology

1300300C0 1 1

Psychiatry

1300400C0 5 2

Radiology-Diagnostic C

1300420C0 8 8

Radiation-Oncology

1300430A0 2 2

General Surgery

1300440C0 6 6

Medicine-Emergency Med

1300705C0 2 1

Hurley Medical Ctr-MI

FLINT

Internal Medicine

1307140C0 4 4

Obstetrics-Gynecology

1307220C0 3 2

Pediatrics

1307320C0 2 2

Medicine-Pediatrics

1307700C0 1 1

Transitional

1307999P0 8 3

TY/Radiology MSU-Flint

1307999P1 0 0

Marquette Gen Hosp-MI

MARQUETTE

Family Practice

2014120C0 5 5

McLaren Reg Med Ctr-MI

FLINT

Family Practice

1866120C0 6 4

Internal Medicine

1866140C0 5 5

Orthopaedic Surgery

1866260C0 2 2

MI St Univ-Flint Med Ed

FLINT

Radiology-Diagnostic

3110420A0 3 3

Match Outcome for All Institutions by State 2003

Page 19 of 44

	CODE	QUOTA	MATCHED
Michigan St Univ Kalamazoo			
KALAMAZOO			
Emergency Medicine	1314110C0	12	6
Family Practice	1314120C0	6	6
Internal Medicine	1314140C0	6	6
Orthopaedic Surgery	1314260C0	2	2
Pediatrics	1314320C0	3	3
Psychiatry	1314400C0	4	4
General Surgery	1314440C0	2	2
Surgery - Preliminary	1314440P0	2	0
Medicine-Pediatrics	1314700C0	3	3
Transitional	1314999P0	8	8
MidMichigan Med Center-MI			
MIDLAND			
Family Practice	1961120C0	5	1
MSU-East Lansing-MI			
EAST LANSING			
Internal Medicine	2436140C0	10	7
Pediatrics	2436320C0	5	2
Phys Medicine & Rehab	2436340A0	1	0
Psychiatry	2436400C0	3	3
General Surgery	2436440C0	4	3
Surgery-Preliminary	2436440P0	3	1
Munson Medical Center-MI			
TRAVERSE CITY			
Family Practice	1349120C0	2	0
North Oakland Med Ctr-MI			
PONTIAC			
Family Practice	1318120C0	4	4
Obstetrics-Gynecology	1318220C0	1	1
General Surgery	1318440C0	2	2
Surgery-Preliminary	1318440P0	2	2
Oakwood Hospital-MI			
DEARBORN			
Family Practice	1946120C0	4	4
Internal Medicine	1946140C0	9	9
Medicine-Preliminary	1946140P0	3	2
Obstetrics-Gynecology	1946220C0	4	4
Radiology-Diagnostic	1946420C0	5	5
Transitional Year	1946999P0	10	10
Providence Hospital-MI			
SOUTHFIELD			
Family Practice	1303120C0	7	2
Internal Medicine	1303140C0	2	1
Obstetrics-Gynecology	1303220C0	4	4
Radiology-Diagnostic	1303420A0	1	1
General Surgery	1303440C0	3	3
Surgery-Preliminary	1303440P0	3	1
Transitional	1303999P0	2	0
Saginaw Coop Hosp-MI			
SAGINAW			
Emergency Medicine	1320110C0	7	7
Family Practice	1320120C0	5	5
Internal Medicine	1320140C0	5	5
Obstetrics-Gynecology	1320220C0	3	3
General Surgery	1320440C0	2	2
Sinai-Grace Hospital-MI			
DETROIT			
Emergency Medicine	1302110C0	10	10

Sparrow Hospital-MI

LANSING

Emergency Medicine	1315110C0	10	10
Family Practice	1315120C0	4	4
Obstetrics-Gynecology	1315220C0	2	2

St John Hospital-MI

DETROIT

Emergency Medicine	1915110C0	8	8
Family Practice	1915120C0	5	5
Internal Medicine	1915140C0	6	6
Obstetrics-Gynecology	1915220C0	4	4
Pathology	1915300C0	1	1
Pediatrics	1915320C0	7	7
General Surgery	1915440C0	4	4
Surgery-Preliminary	1915440P0	4	3
Transitional	1915999P0	4	4

St Joseph-Ann Arbor-MI

ANN ARBOR

Internal Medicine	1292140C0	6	6
Medicine-Preliminary	1292140P0	14	14
Obstetrics-Gynecology	1292220C0	4	4
General Surgery	1292440C0	3	3
Surgery-Preliminary	1292440P0	3	0
Med-Peds/UM prog 2	1292700C0	2	2
Transitional	1292999P0	8	8

St Joseph-Oakland-MI

PONTIAC

Internal Medicine	1319140C0	14	14
Radiology-Diagnostic	1319420A0	4	4
General Surgery	1319440C0	2	2
Surgery-Preliminary	1319440P0	4	2
Transitional	1319999P0	6	6

U Michigan Hosps-Ann Arbor

ANN ARBOR

Anesthesiology	1293040A0	20	20
Dermatology	1293080A0	1	1
Dermatology	1293080C0	3	3
Emergency Medicine	1293110C0	14	14
Fam Practice/Ypsilanti	1293120C0	5	2
Family Prac/Chelsea	1293120C1	3	3
Internal Medicine	1293140C0	40	40
Neurological Surgery	1293160C0	2	2
Obstetrics-Gynecology	1293220C0	6	6
Orthopaedic Surgery	1293260C0	6	6
Pathology	1293300C0	5	5
Pediatrics	1293320C0	15	15
Phys Medicine & Rehab	1293340A0	6	6
Plastic Surgery	1293360C0	3	3
Psychiatry	1293400C0	11	11
Radiology-Diagnostic	1293420A0	11	11
Radiation-Oncology	1293430C0	3	3
General Surgery	1293440C0	6	6
Surgery-Preliminary	1293440P0	4	4
Urology	1293480C0	3	3
Med-Peds/UM prog 1	1293700C0	6	6

William Beaumont Hosp-MI

ROYAL OAK

Emergency Medicine	1978110C0	10	10
Family Practice	1978120C0	6	4
Internal Medicine	1978140C0	11	11
Medicine-Preliminary	1978140P0	2	1

Match Outcome for All Institutions by State 2003

Page 20 of 44

	CODE	QUOTA MATCHED			CODE	QUOTA MATCHED	
Obstetrics-Gynecology	1978220C0	6	5	Anesthesiology	1328040C0	9	9
Orthopaedic Surgery	1978260C0	3	3	Dermatology	1328080A0	4	4
Pathology	1978300C0	2	2	Dermatology	1328080C0	2	2
Pediatrics	1978320C0	5	5	Emergency Medicine	1328110C0	6	5
Phys Medicine & Rehab	1978340C0	3	3	Family Practice	1328120C0	7	7
Radiology-Diagnostic	1978420C0	7	7	Internal Medicine	1328140C0	45	45
Radiation-Oncology	1978430C0	2	2	Int Med/CI Research	1328140C1	3	3
General Surgery	1978440C0	5	4	Medicine-Preliminary	1328140P0	12	12
Surgery-Preliminary	1978440P0	2	2	Neurological Surgery	1328160C0	2	2
Medicine-Pediatrics	1978700C0	4	4	Obstetrics-Gynecology	1328220C0	4	4
Transitional	1978999P0	2	0	Orthopaedic Surgery	1328260C0	9	9
WSU/Detroit Med Ctr-MI				Pathology	1328300C0	3	3
DETROIT				Pediatrics	1328320C0	10	10
Anesthesiology	1295040C0	9	9	Phys Medicine & Rehab	1328340A0	7	7
Dermatology	1295080A0	3	3	Phys Medicine & Rehab	1328340C0	2	2
Emergency Medicine	1295110C0	12	10	Psychiatry	1328400C0	8	8
Family Practice/Urban	1295120C0	6	5	Radiology-Diagnostic	1328420A0	11	11
Int Med/Det/Harper/VA	1295140C0	31	31	Radiation-Oncology	1328430A0	2	2
Internal Med/Grace	1295140C1	9	9	General Surgery	1328440C0	10	10
Obstetrics-Gynecology	1295220C0	10	4	Surgery-Preliminary	1328440P0	15	15
Orthopaedic Surgery	1295260C0	8	8	Urology	1328480C0	5	5
Pathology	1295300C0	1	1	St Cloud Hosp/Mayo-MN			
Pediatrics	1295320C0	18	18	ST CLOUD			
Phys Medicine & Rehab	1295340A0	5	3	Family Practice	1246120C0	4	4
Psychiatry	1295400C0	6	6	U Minnesota Med School			
Radiology-Diagnostic	1295420A0	8	8	MINNEAPOLIS			
Radiation-Oncology	1295430A0	1	1	Anesthesiology	1334040A0	2	2
General Surgery	1295440C0	7	7	Anesthesiology	1334040C0	3	3
Surgery-Preliminary	1295440P0	11	8	Dermatology	1334080A0	4	4
Medicine-Pediatrics	1295700C0	6	4	Family Prac/Methodist	1334120C0	6	6
Transitional	1295999P0	18	18	Family Prac/N Memorial	1334120C1	10	10
MINNESOTA				Family Prac/Smileys	1334120C2	10	8
Abbott Northwestern-MN				Family Prac/St Johns	1334120C3	6	6
MINNEAPOLIS				Family Prac/St Josephs	1334120C4	7	7
Internal Medicine	1330140C0	9	9	Family Practice/Rural	1334120C5	3	0
Allina Fam Res Prog-MN				Internal Medicine	1334140C0	23	19
ST PAUL				Obstetrics-Gynecology	1334220C0	9	9
Family Practice	1342120C0	5	5	Orthopaedic Surgery	1334260C0	6	6
Duluth Grad Med Ed-MN				Pathology	1334300C0	5	5
DULUTH				Pediatrics	1334320C0	22	22
Family Practice	2981120C0	12	11	Phys Medicine & Rehab	1334340A0	4	2
Hennepin Co Med Ctr-MN				Phys Medicine & Rehab	1334340C0	1	1
MINNEAPOLIS				Psychiatry	1334400C0	5	4
Emergency Medicine	1329110C0	11	11	Radiology-Diagnostic	1334420C0	10	10
Family Practice	1329120C0	12	4	Radiation-Oncology	1334430A0	2	2
Internal Medicine	1329140C0	16	16	General Surgery	1334440C0	6	6
Psychiatry	1329400C0	6	6	Surgery-Preliminary	1334440P0	5	2
General Surgery	1329440C0	4	4	Medicine-Pediatrics	1334700C0	10	8
Surgery-Preliminary	1329440P0	4	2	Psychiatry/Family Practice	1334720C0	2	1
Transitional	1329999P0	10	10	MISSISSIPPI			
Hlth Partners/Regions Hosp-MN				North Mississippi Med Ctr			
ST PAUL				TUPELO			
Emergency Medicine	1335110C0	9	9	Family Practice	1218120C0	6	4
Fam Prac-Regions Track	1335120C0	7	5	University Hosps-Jackson-MS			
Fam Prac-La Clinica Track	1335120C1	1	0	JACKSON			
Mayo Graduate SOM-MN				Anesthesiology	1957040C0	7	7
ROCHESTER				Emergency Medicine	1957110A0	6	4
Anesthesiology	1328040A0	9	9	Transitional	1957110P0	3	2
				Emergency Medicine R	1957110R0	4	4

Match Outcome for All Institutions by State 2003

Page 21 of 44
CODE QUOTA MATCHED

	CODE	QUOTA	MATCHED
Family Practice	1957120C0	10	5
Internal Medicine	1957140C0	19	19
Medicine-Preliminary	1957140P0	2	2
Neurological Surgery	1957160C0	1	1
Neurology	1957180C0	3	3
Obstetrics-Gynecology	1957220C0	6	6
Ophthalmology	1957240C0	2	2
Orthopaedic Surgery	1957260C0	4	4
Otolaryngology	1957280C0	2	2
Pathology	1957300C0	4	4
Pediatrics	1957320C0	10	8
Psychiatry	1957400C0	6	5
Radiology-Diagnostic	1957420A0	5	5
General Surgery	1957440C0	5	5
Surgery-Preliminary	1957440P0	2	1
Urology	1957480C0	2	2
Medicine-Pediatrics	1957700C0	2	1

MISSOURI

Baptist-Lutheran Med Ctr-MO

KANSAS CITY

Family Practice	2984120C0	6	6
Family Practice-Trinity	2984120C1	6	4

Barnes-Jewish Hosp-MO

ST LOUIS

Anesthesiology	1353040A0	13	6
Dermatology	1353080A0	5	5
Emergency Medicine	1353110C0	13	12
Internal Medicine	1353140C0	50	50
Medicine-Preliminary	1353140P0	7	7
Obstetrics-Gynecology	1353220C0	9	9
Orthopaedic Surgery	1353260C0	6	6
Clinical Pathology	1353300C0	2	1
Anat/Clin & Anat Path	1353300C1	4	4
Phys Medicine & Rehab	1353340A0	2	0
Phys Medicine & Rehab	1353340C0	1	1
Plastic Surgery	1353360C0	2	2
Psychiatry	1353400C0	10	10
Radiology-Diagnostic	1353420A0	15	15
Radio-Diag Research	1353420A1	1	1
Radiation-Oncology	1353430A0	4	4
General Surgery	1353440C0	8	8

Childrens Mercy Hosp-MO

KANSAS CITY

Pediatrics	1988320C0	17	15
Pediatrics	1988320P0	2	2

Cox Medical Centers-MO

SPRINGFIELD

Family Practice	3167120C0	8	8
-----------------	-----------	---	---

Forest Park Hospital-MO

ST LOUIS

Family Practice	1356120C0	6	6
Internal Medicine	1356140C0	7	7
Medicine-Preliminary	1356140P0	4	2
Transitional	1356999P0	11	11

Saint Lukes Hospital-KC-MO

KANSAS CITY

Anesthesiology	1348040C0	6	6
----------------	-----------	---	---

St Johns Mercy Med-MO

ST LOUIS

Family Practice	1362120C0	7	3
Internal Medicine	1362140C0	7	5
Obstetrics-Gynecology	1362220C0	5	4
Transitional	1362999P0	10	10

St Louis Childrens-MO

ST LOUIS

Pediatrics	1869320C0	24	24
------------	-----------	----	----

St Louis Univ SOM-MO

ST LOUIS

Anesthesiology	1365040A0	8	8
Anesthesiology	1365040C0	3	1
Dermatology	1365080A0	2	2
Family Practice	1365120C0	6	3
Internal Medicine	1365140C0	22	22
Medicine-Preliminary	1365140P0	11	3
Neurology	1365180C0	4	3
Obstetrics-Gynecology	1365220C0	6	6
Orthopaedic Surgery	1365260C0	3	3
Pathology	1365300C0	3	3
Pediatrics	1365320C0	13	13
Surgery-Plastic Surg	1365360C0	2	2
Psychiatry	1365400C0	4	4
Radiology-Diagnostic	1365420A0	6	6
General Surgery	1365440C0	4	4
Surgery-Preliminary	1365440P0	5	1
Medicine-Pediatrics	1365700C0	4	4
Transitional Year	1365999P0	12	5

St Lukes Hospital-St Louis-MO

ST LOUIS

Internal Medicine	1364140C0	8	8
Medicine-Preliminary	1364140P0	2	2

St Marys Health Ctr-MO

ST LOUIS

Internal Medicine	1999140C0	3	3
Medicine-Preliminary	1999140P0	4	1

U Missouri-Kansas City

KANSAS CITY

Internal Medicine	3090140C0	14	14
Medicine-Preliminary	3090140P0	10	10
Medicine-Pediatrics	3090700C0	5	5

Univ of MO-KC Programs

KANSAS CITY

Emergency Medicine	1343110C0	9	9
Family Practice	1343120C0	10	4
Family Practice/St Luke's	1343120C1	2	0
Obstetrics-Gynecology	1343220C0	8	8
Orthopaedic Surgery	1343260C0	3	3
Pathology	1343300C0	2	0
Radiology-Diagnostic	1343420A0	5	5
General Surgery	1343440C0	5	5
Surgery-Preliminary	1343440P0	3	2

Univ of MO-KC/Western MO

KANSAS CITY

Psychiatry	2075400C0	2	2
------------	-----------	---	---

University Hosps-Columbia-MO

COLUMBIA

Anesthesiology	1994040A0	1	1
Anesthesiology	1994040C0	2	2

Match Outcome for All Institutions by State 2003

Page 22 of 44

	CODE	QUOTA MATCHED			CODE	QUOTA MATCHED	
Dermatology	1994080A0	2	2	Family Practice/Norfolk	1376120C8	2	0
Family Practice	1994120C0	7	7	Internal Medicine	1376140C0	12	12
Internal Medicine	1994140C0	13	13	Medicine-Preliminary	1376140P0	7	7
Medicine-Preliminary	1994140P0	5	5	Obstetrics-Gynecology	1376220C0	3	3
Neurology-Preliminary	1994180P0	2	2	Pathology	1376300C0	2	2
Obstetrics-Gynecology	1994220C0	3	2	Radiology-Diagnostic	1376420A0	5	5
Orthopaedic Surgery-5 YR	1994260C0	2	2	General Surgery	1376440C0	3	3
Ortho Surgery/Research 6 YR	1994260C1	1	1	Surgery-Preliminary	1376440P0	6	5
Pathology	1994300C0	2	2	Medicine/Pediatrics	1376700C0	2	1
Pediatrics	1994320C0	2	0				
Phys Medicine & Rehab	1994340A0	4	4				
Plastic Surgery	1994360C0	2	2				
Psychiatry	1994400C0	2	2				
Radiology-Diagnostic	1994420C0	4	4				
General Surgery	1994440C0	3	3				
Surgery-Preliminary	1994440P0	1	0				
Medicine-Pediatrics	1994700C0	4	2				
MONTANA				NEVADA			
Montana Family Practice				U Nevada Affil Hosp-Vegas			
BILLINGS				LAS VEGAS			
Family Practice/Billings	1216120C0	5	5	Family Practice	2028120C0	4	4
Fam Prac/Shelby Rural	1216120C2	1	0	Internal Medicine	2028140C0	14	9
				Medicine-Preliminary	2028140P0	4	4
				Obstetrics-Gynecology	2028220C0	3	3
				Pediatrics	2028320C0	12	9
				General Surgery	2028440C0	3	3
				Preliminary	2028440P0	3	0
NEBRASKA				U Nevada SOM-Reno			
Clarkson Family Med-NE				RENO			
OMAHA				Family Practice	2017120C0	6	6
Family Practice	3197120C0	6	6	Internal Medicine	2017140C0	6	6
				Medicine-Preliminary	2017140P0	5	4
				Psychiatry	2017400C0	3	3
Creighton Univ Affil-NE				NEW HAMPSHIRE			
OMAHA				Dartmouth-Hitchcock Med Ctr-NH			
Family Practice	1372120C0	5	5	LEBANON			
Internal Medicine	1372140C0	13	13	Anesthesiology	1377040A0	2	2
Medicine-Preliminary	1372140P0	5	5	Anesthesiology	1377040C0	3	3
Obstetrics-Gynecology	1372220C0	3	3	Dermatology	1377080A0	2	2
Pathology	1372300C0	3	1	Internal Medicine	1377140C0	14	13
Radiology-Diagnostic	1372420A0	2	2	Medicine-Primary	1377140M0	3	3
General Surgery	1372440C0	3	3	Medicine-Preliminary	1377140P0	6	2
Surgery-Preliminary	1372440P0	3	3	Obstetrics-Gynecology	1377220C0	4	4
Medicine-Pediatrics	1372700C0	4	2	Orthopaedic Surgery	1377260C0	2	2
				Pathology	1377300C0	3	1
				Pediatrics	1377320C0	7	7
				Psychiatry	1377400C0	6	6
				Radiology-Diagnostic	1377420A0	4	4
				General Surgery	1377440C0	4	4
				Surgery-Preliminary	1377440P0	8	6
				Medicine-Psychiatry	1377715C0	2	2
Creighton/Nebraska Univ				NH Dartmouth FP-Concord			
OMAHA				CONCORD			
Orthopaedic Surgery	3155260C0	4	4	Family Prac/Concord	1091120C0	4	4
Pediatrics	3155320C0	12	11				
Psychiatry	3155400C0	6	6				
Lincoln Med Ed Fdn-NE				NEW JERSEY			
LINCOLN				Atlantic City Med Ctr-NJ			
Family Practice	3021120C0	8	7	ATLANTIC CITY			
				Internal Medicine	1378140C0	4	4
				Medicine-Preliminary	1378140P0	5	1
U Nebraska Affil Hosp				Atlantic Health Sys-NJ			
OMAHA				SUMMIT			
Anesthesiology	1376040A0	8	8	Pediatrics	3033320C0	12	9
Fam Prac/Academic Trk	1376120C0	1	1				
Fam Prac/Grand Island	1376120C1	2	2				
Fam Prac/HC Industry	1376120C2	0	0				
Fam Prac/North Platte	1376120C3	2	1				
Fam Prac/Scottsbluff	1376120C4	2	1				
Fam Prac/Traditional	1376120C5	2	0				
Family Prac/Kearney	1376120C6	2	1				
Family Prac/Urban Trk	1376120C7	0	0				

Match Outcome for All Institutions by State 2003

Page 23 of 44

	CODE	QUOTA MATCHED			CODE	QUOTA MATCHED	
Transitional Year Program	3033999P0	8	8	Radiology-Diagnostic	1397420A0	2	2
Bergen Reg Med Ctr-NJ				Medicine-Pediatrics	1397700C0	2	1
PARAMUS				Overlook Hospital-NJ			
Psychiatry	1908400C0	1	1	SUMMIT			
Capital Hlth Sys Fuld-NJ				Family Practice	1408120C0	6	5
TRENTON				Internal Medicine	1408140C0	7	7
Internal Medicine	2003140C0	5	5	Raritan Bay Med Ctr-NJ			
Englewood Hospital-NJ				PERTH AMBOY			
ENGLEWOOD				Internal Medicine	1873140C0	8	8
Internal Medicine	1386140C0	3	3	Medicine-Preliminary	1873140P0	1	0
Medicine-Preliminary	1386140P0	1	1	Seton Hall Univ-Grad Med Ed-NJ			
Hunterdon Medical Ctr-NJ				SOUTH ORANGE			
FLEMINGTON				Internal Medicine	3194140C0	7	4
Family Practice	1838120C0	6	5	Internal Med/St Francis	3194140C1	5	3
Jersey City Med Ctr-NJ				General Surgery	3194440C0	1	1
JERSEY CITY				Surgery-Preliminary	3194440P0	2	2
Internal Medicine	1390140C0	10	7	Somerset Medical Ctr-NJ			
Obstetrics-Gynecology	1390220C0	3	2	SOMERVILLE			
Jersey Shore Med Ctr-NJ				Family Practice	1934120C0	7	7
NEPTUNE				St Barnabas Med Ctr-NJ			
Internal Medicine	1395140C0	6	6	LIVINGSTON			
Medicine-Preliminary	1395140P0	7	7	Internal Medicine	1396140C0	3	3
Obstetrics-Gynecology	1395220C0	1	1	Medicine-Preliminary	1396140P0	1	1
Pediatrics	1395320C0	1	1	Obstetrics-Gynecology	1396220C0	5	5
JFK Medical Center-NJ				Radiology-Diagnostic	1396420A0	3	3
EDISON				General Surgery	1396440C0	4	4
Family Practice	3043120M0	6	4	Surgery-Preliminary	1396440P0	6	0
Monmouth Medical Ctr-NJ				Transitional	1396999P0	14	14
LONG BRANCH				St Josephs Hosp-NJ			
Internal Medicine	1392140C0	3	3	PATERSON			
Obstetrics-Gynecology	1392220C0	2	2	Obstetrics-Gynecology	1406220C0	2	2
Orthopaedic Surgery	1392260C0	2	2	Orthopaedic Surgery	1406260C0	1	1
Pediatrics	1392320C0	3	3	Pediatrics	1406320C0	12	7
Radiology-Diagnostic	1392420A0	2	2	UMDNJ-New Jersey Med-Newark			
General Surgery	1392440C0	3	3	NEWARK			
Surgery-Preliminary	1392440P0	4	0	Anesthesiology	1398040A0	8	7
Morristown Mem Hosp-NJ				Family Prac At St Mary	1398120C0	8	8
MORRISTOWN				Internal Medicine	1398140C0	19	19
Emergency Medicine	1394110C0	6	6	Internal Med-Sabbath	1398140C1	0	0
Internal Medicine	1394140C0	9	9	Medicine-Preliminary	1398140P0	9	9
Medicine-Preliminary	1394140P0	4	4	Neurology	1398180C0	4	3
Radiology-Diagnostic	1394420A0	5	5	Obstetrics-Gynecology	1398220C0	7	7
General Surgery	1394440C0	4	4	Orthopaedic Surgery	1398260C0	6	6
Surgery-Preliminary	1394440P0	2	0	Pathology	1398300C0	3	3
Mountainside Hosp-NJ				Pediatrics	1398320C0	16	13
MONTCLAIR				Phys Medicine & Rehab	1398340A0	9	9
Family Practice	1393120C0	6	3	Surgery/Plastic Surgery	1398360C0	2	2
Internal Medicine	1393140C0	4	4	Psychiatry	1398400C0	5	4
Medicine-Preliminary	1393140P0	2	2	Radiology-Diagnostic	1398420A0	4	4
Muhlenberg Reg Med-NJ				General Surgery	1398440C0	8	8
PLAINFIELD				Surgery-Preliminary	1398440P0	4	3
Internal Medicine	1407140C0	9	9	Medicine-Pediatrics	1398700C0	4	4
Newark Beth Israel-NJ				UMDNJ-R W Johnson-Camden			
NEWARK				CAMDEN			
Emergency Medicine	1397110C0	8	8	Dermatology	1380080A0	1	1
Internal Medicine	1397140C0	5	5	Emergency Medicine	1380110C0	7	7
Obstetrics-Gynecology	1397220C0	2	2	Internal Medicine	1380140C0	11	9
Ob/Gyn-1 Year Only	1397220P0	1	1	Medicine-Preliminary	1380140P0	5	5
Pediatrics	1397320C0	6	5	Obstetrics-Gynecology	1380220C0	4	2
				Pediatrics	1380320C0	4	4
				Psychiatry	1380400C0	5	4

Match Outcome for All Institutions by State 2003

Page 24 of 44

	CODE	QUOTA MATCHED			CODE	QUOTA MATCHED	
Radiology-Diagnostic	1380420A0	3	3	Emergency Medicine	1414110C0	10	10
General Surgery	1380440C0	3	3	Family Practice	1414120C0	3	3
UMDNJ-R W Johnson-Piscataway				Internal Medicine	1414140C0	13	13
PISCATAWAY				Medicine-Preliminary	1414140P0	10	10
Anesthesiology	2918040A0	6	6	Obstetrics-Gynecology	1414220C0	6	6
Dermatology	2918080A0	1	1	Orthopaedic Surgery	1414260C0	4	4
Family Practice/A-Prog	2918120C0	9	2	Pathology	1414300C0	2	2
Family Practice/B-Prog	2918120C1	3	2	Pediatrics-Primary	1414320M0	8	6
Internal Medicine	2918140C0	31	31	Phys Medicine & Rehab	1414340C0	2	2
Obstetrics-Gynecology	2918220C0	6	6	Surgery-Plastic Surg	1414360C0	1	1
Orthopaedic Surgery	2918260C0	3	3	Psychiatry	1414400C0	5	5
Pathology	2918300C0	1	0	Radiology-Diagnostic	1414420A0	4	4
Pediatrics	2918320C0	11	11	General Surgery	1414440C0	4	4
Phys Medicine & Rehab	2918340A0	4	4	Medicine-Pediatrics	1414700C0	4	1
Psychiatry	2918400C0	5	5	Beth Israel Med Ctr-NY			
Radiology-Diagnostic	2918420A0	3	3	NEW YORK			
General Surgery	2918440C0	6	6	Emergency Medicine	1470110C0	8	8
Surgery-Preliminary	2918440P0	3	1	Family Practice	1470120C0	8	8
Underwood Mem Hosp-NJ				Internal Medicine	1470140C0	26	26
WOODBURY				Int Med Learn & Earn	1470140C1	2	2
Family Practice	2086120C0	2	2	Int Med Select 3-Yr	1470140C2	0	0
Warren Hospital-NJ				Medicine-Preliminary	1470140P0	15	15
PHILLIPSBURG				Obstetrics-Gynecology	1470220C0	5	5
Family Practice	2091120C0	3	3	Psychiatry	1470400C0	10	10
West Jersey Hlth Sys-NJ				Radiology-Diagnostic	1470420A0	6	6
VOORHESS				General Surgery	1470440C0	3	3
Family Practice	3084120C0	8	2	Surgery-Preliminary	1470440P0	13	5
NEW MEXICO				Bronx Lebanon Hosp-NY			
Eastern NM Fam Prac-NM				BRONX			
ROSWELL				Family Practice	1471120C0	10	10
Family Practice	1297120C0	3	0	Obstetrics-Gynecology	1471220C0	4	4
Northern NM Fam Prac-NM				Pediatrics-Primary	1471320M0	2	2
SANTA FE				General Surgery	1471440C0	1	1
Family Practice	1277120C0	4	4	Surgery-Preliminary	1471440P0	1	1
U New Mexico SOM				Brookdale Hosp Med Ctr-NY			
ALBUQUERQUE				BROOKLYN			
Anesthesiology	1962040A0	1	1	Medicine-Primary	1419140M0	5	5
Anesthesiology	1962040C0	5	5	Medicine-Preliminary	1419140P0	5	5
Dermatology	1962080A0	2	2	Obstetrics-Gynecology	1419220C0	1	1
Emergency Medicine	1962110C0	9	9	Psychiatry	1419400C0	1	1
Family Practice	1962120C0	12	12	General Surgery	1419440C0	3	3
Internal Medicine	1962140C0	18	18	Surgery-Preliminary	1419440P0	1	1
Medicine-Preliminary	1962140P0	7	4	Brooklyn Hosp Ctr-NY			
Neurology - Preliminary	1962180P0	2	1	BROOKLYN			
Obstetrics-Gynecology	1962220C0	6	3	Emergency Medicine	1420110C0	6	5
Orthopaedic Surgery	1962260C0	4	4	Family Practice	1420120C0	2	0
Pathology	1962300C0	2	2	Medicine-Primary	1420140M0	12	11
Pediatrics	1962320C0	11	11	Medicine-Preliminary	1420140P0	5	5
Psychiatry	1962400C0	7	7	Obstetrics-Gynecology	1420220C0	3	3
Radiology-Diagnostic	1962420C0	5	5	Pediatrics	1420320C0	2	2
General Surgery	1962440C0	4	4	General Surgery	1420440C0	3	1
NEW YORK				Surgery-Preliminary	1420440P0	2	2
Albany Med Ctr Hosp-NY				Columbia Bassett-NY			
ALBANY				COOPERSTOWN			
Anesthesiology	1414040C0	5	5	Medicine-Primary	1438140M0	0	0
				Creedmoor Psych Ctr-NY			
				QUEENS VILLAGE			
				Psychiatry	2599400C0	1	1
				Einstein/Jacobi Med Ctr-NY			
				BRONX			
				Dermatology	3172080A0	4	4

Match Outcome for All Institutions by State 2003

Page 25 of 44

	CODE	QUOTA MATCHED	
Emergency Medicine	3172110A0	18	18
Internal Medicine	3172140C0	22	22
Int Med/Sabbath Observ	3172140C1	1	1
Gen Inmed/Women'S Hlth	3172140C2	0	0
Medicine-Primary	3172140M0	3	3
Medicine-Preliminary	3172140P0	4	4
Medicine-Emergency Med	3172140P1	4	4
Pediatrics	3172320C0	14	14
Radiology-Diagnostic	3172420A0	4	4
Radiation Oncology	3172430A0	2	2

Einstein/Montefiore Med Ctr-NY

BRONX

Anesthesiology	3153040A0	15	15
Family Practice	3153120C0	10	10
Internal Medicine	3153140C0	36	36
Internal Med/Social	3153140C1	5	5
Medicine-Primary	3153140M0	5	5
Medicine-Preliminary	3153140P0	15	15
Obstetrics and Gynecology	3153220C0	9	9
Orthopaedic Surgery	3153260C0	6	6
Pathology	3153300C0	4	4
Pediatrics	3153320C0	19	19
Peds-Primary/Social	3153320M0	4	4
Phys Medicine & Rehab	3153340A0	5	5
Psychiatry	3153400C0	10	10
Radiology-Diagnostic	3153420A0	9	9
General Surgery	3153440C0	6	6
Surgery-Preliminary	3153440P0	12	4

Flushing Hospital Med Ctr-NY

FLUSHING

Internal Medicine	1445140C0	2	2
Medicine-Preliminary	1445140P0	4	4
Obstetrics-Gynecology	1445220C0	3	3
Pediatrics-Primary	1445320M0	2	2
Internal Medicine/Pediatrics	1445700C0	2	0
Transitional	1445999P0	10	10

Harlem Hospital Ctr-NY

NEW YORK

Internal Medicine	1478140C0	25	25
Pediatrics	1478320C0	8	6
Psychiatry	1478400C0	7	7
Radiology-Diagnostic	1478420A0	2	2
General Surgery	1478440C0	3	3
Surgery-Preliminary	1478440P0	3	3

Hosp For Special Surg-NY

NEW YORK

Orthopaedic Surgery	3128260C0	7	7
---------------------	-----------	---	---

Interfaith Med Ctr-NY

BROOKLYN

Medicine-Primary	1425140M0	4	2
------------------	-----------	---	---

Jamaica Hosp Med Ctr-NY

JAMAICA

Family Practice	1449120C0	10	10
Internal Medicine	1449140C0	6	6
Obstetrics-Gynecology	1449220C0	2	1

Kingsbrook Jewish Med-NY

BROOKLYN

Internal Medicine	1476140C0	4	4
Phys Medicine & Rehab R	1476340R0	4	2

Lenox Hill Hospital-NY

NEW YORK

Internal Medicine	1483140C0	24	22
Medicine-Preliminary	1483140P0	16	16
Obstetrics-Gynecology	1483220C0	3	3
Orthopaedic Surgery	1483260C0	2	2
Radiology-Diagnostic	1483420A0	3	3
General Surgery	1483440C0	2	2
Surgery-Preliminary	1483440P0	10	4

Lincoln Medical Ctr-NY

BRONX

Emergency Medicine	1484110A0	10	7
Internal Medicine	1484140C0	22	22
Obstetrics-Gynecology	1484220C0	3	3
Pediatrics-Primary	1484320M0	4	4

Long Island Coll Hosp-NY

BROOKLYN

Internal Medicine	1427140C0	5	5
Medicine-Preliminary	1427140P0	2	2
Obstetrics-Gynecology	1427220C0	3	3
Pediatrics	1427320C0	9	9
Radiology-Diagnostic	1427420A0	2	2

Long Island Jewish Med Ctr-NY

NEW HYDE PARK

Emergency Medicine	1963110A0	10	10
Internal Medicine	1963140C0	18	18
Medicine-Preliminary	1963140P0	15	15
Obstetrics-Gynecology	1963220C0	5	5
Orthopaedic Surgery	1963260C0	3	2
Pediatrics	1963320C0	33	33
Phys Medicine & Rehab	1963340A0	4	4
Psychiatry	1963400C0	12	12
Radiology-Diagnostic	1963420A0	5	5
Medicine-Emergency Med	1963705C0	2	2

Lutheran Medical Ctr-NY

BROOKLYN

Family Practice	1430120C0	1	1
Internal Medicine	1430140C0	1	1
Obstetrics-Gynecology	1430220C0	1	1

Maimonides Med Ctr-NY

BROOKLYN

Anesthesiology	1428040A0	3	3
Emergency Medicine	1428110C0	9	7
Internal Medicine	1428140C0	21	21
Medicine-Preliminary	1428140P0	11	11
Obstetrics-Gynecology	1428220C0	3	3
Orthopaedic Surgery	1428260C0	2	2
Pediatrics-Primary	1428320M0	12	12
Psychiatry	1428400C0	2	2
Radiology-Diagnostic	1428420A0	3	3
General Surgery	1428440C0	5	5
Surgery-Preliminary	1428440P0	4	2
Medicine-Pediatrics	1428700C0	1	0
Transitional	1428999P0	10	10

Mary Imogene Bassett-NY

COOPERSTOWN

Internal Medicine	1442140C0	1	0
Medicine-Preliminary	1442140P0	7	4
General Surgery	1442440C0	2	1
Surgery-Preliminary	1442440P0	2	1
Transitional	1442999P0	7	7

Match Outcome for All Institutions by State 2003

Page 26 of 44
CODE QUOTA MATCHED

Mem Sloan-Kettering-NY

NEW YORK

Radiation-Oncology	1466430A0	3	3
Transitional Year Program	1466999P0	6	6

Metropolitan Hosp Ctr-NY

NEW YORK

Emergency Medicine	1473110C0	9	6
Internal Medicine	1473140C0	4	4
Medicine-Preliminary	1473140P0	3	3
Obstetrics-Gynecology	1473220C0	4	4
Pediatrics	1473320C0	5	5
Phys Medicine & Rehab	1473340A1	1	0
Psychiatry	1473400C0	6	6

Mid-Hudson Fam Health-NY

KINGSTON

Family Practice	2004120C0	5	5
-----------------	-----------	---	---

Mt Sinai Hospital-NY

NEW YORK

Anesthesiology	1490040A0	15	15
Dermatology	1490080A0	2	2
Emergency Medicine	1490110A0	12	11
Medical Genetics	1490130C0	1	1
Internal Medicine	1490140C0	36	36
Research Medicine	1490140C1	1	1
Medicine-Preliminary	1490140P0	13	13
Obstetrics-Gynecology	1490220C0	7	7
Orthopaedic Surgery	1490260C0	3	3
Pathology	1490300C0	5	3
Pediatrics-Primary	1490320M0	15	15
Phys Medicine & Rehab	1490340A0	7	7
Plastic Surgery	1490360C0	2	2
Psychiatry	1490400C0	10	10
Radiology-Diagnostic	1490420A0	6	6
Radiation-Oncology	1490430A0	2	2
General Surgery	1490440C0	6	6
Surgery-Preliminary	1490440P0	18	12
Medicine-Pediatrics	1490700C0	4	4
Peds/Psych/Child Psych	1490730C0	2	2

Mt Sinai SOM/Cabrini-NY

NEW YORK

Internal Medicine	1472140C0	15	9
Medicine-Preliminary	1472140P0	17	17
Psychiatry	1472400C0	3	3
General Surgery	1472440C0	2	2
Surgery-Preliminary	1472440P0	2	2

Mt Sinai SOM-Elmhurst-NY

ELMHURST

Medicine-Primary	1491140M0	7	7
Medicine-Preliminary	1491140P0	2	2
Pediatrics-Primary	1491320M0	6	6
Psychiatry	1491400C0	3	3

N Shore U-Forest Hills-NY

FOREST HILLS

Internal Medicine	2062140C0	3	3
Medicine-Preliminary	2062140P0	2	1

N Shore U-Glen Cove-NY

GLEN COVE

Family Practice	1446120C0	3	1
-----------------	-----------	---	---

N Shore U-Manhasset-NY

MANHASSET

Emergency Medicine	1467110C0	7	7
Internal Medicine	1467140C0	22	22
Medicine-Preliminary	1467140P0	13	13
Obstetrics-Gynecology	1467220C0	5	2
Psychiatry	1467400C0	4	4
Radiology-Diagnostic	1467420A0	5	5

Nassau Univ Med Ctr-NY

EAST MEADOW

Anesthesiology	1448040A0	1	1
Internal Medicine	1448140C0	17	17
Medicine-Preliminary	1448140P0	7	7
Obstetrics-Gynecology	1448220C0	4	4
Pathology	1448300C0	2	2
Pediatrics	1448320C0	10	9
Phys Medicine & Rehab	1448340A0	5	5
Psychiatry	1448400C0	6	6
Radiology-Diagnostic	1448420A0	4	4
General Surgery	1448440C0	3	3
Surgery-Preliminary	1448440P0	3	3

North General Hosp-NY

NEW YORK

Medicine-Primary Care	1479140C0	8	8
Psychiatry	1479400C0	2	2

North Shore-LIJ Health Sys-NY

GREAT NECK

Gen Surgery-Manhasset	1700440C0	8	8
Surgery- Prelim-Manhasset	1700440P0	10	10

NY Hosp/Med Ctr Queens

FLUSHING

Internal Medicine	1822140C0	19	17
Medicine-Preliminary	1822140P0	13	13
General Surgery	1822440C0	3	3
Surgery-Preliminary	1822440P0	7	0
Transitional	1822999P0	14	14

NY Med Col Brklyn/Queens SVC MC

JAMAICA

Family Practice	1450120C0	7	7
Internal Medicine	1450140C0	15	15
Medicine-Preliminary	1450140P0	5	2
Obstetrics-Gynecology	1450220C0	3	0
Orthopaedic Surgery	1450260C0	2	2
General Surgery	1450440C0	2	2
Surgery-Preliminary	1450440P0	3	3

NY Med Coll/St Joseph-NY

YONKERS

Family Practice	1525120C0	10	10
-----------------	-----------	----	----

NY Med College -NY

VALHALLA

Dermatology	1294080A0	4	4
-------------	-----------	---	---

NY Methodist Hospital-NY

BROOKLYN

Anesthesiology	1429040A0	2	0
Emergency Medicine	1429110C0	10	9
Internal Medicine	1429140C0	10	2
Medicine-Primary	1429140M0	5	0
Medicine-Preliminary	1429140P0	1	0
Obstetrics-Gynecology	1429220C0	3	1
Pediatrics-Primary	1429320M0	2	2

Match Outcome for All Institutions by State 2003

Page 27 of 44

	CODE	QUOTA MATCHED	
Radiology-Diagnostic	1429420A0	3	3
General Surgery	1429440C0	3	3
Surgery-Preliminary	1429440P0	2	2
NYP Hosp-Colum Presby-NY			
NEW YORK			
Anesthesiology	1495040A0	22	22
Dermatology	1495080A0	2	2
Family Practice	1495120C0	6	6
Internal Medicine	1495140C0	40	40
Medicine-Primary	1495140M0	4	4
Medicine-Preliminary	1495140P0	8	8
Obstetrics-Gynecology	1495220C0	5	5
Orthopaedic Surgery	1495260C0	5	5
Pathology	1495300C0	6	6
Pediatrics	1495320C0	21	21
P M & R/Colum-Cornell	1495340A0	8	8
Psychiatry-Columbia-NYPH	1495400C0	9	9
Psych-Columbia-NYPH-Stamford	1495400C1	2	2
Radiology-Diagnostic	1495420A0	6	6
Radiation-Oncology	1495430A0	2	2
General Surgery	1495440C0	5	5
Surgery-Preliminary	1495440P0	2	0
Surgery-Plastic Surgery	1495440P1	1	1
NYP Hosp-NY Cornell-NY			
NEW YORK			
Anesthesiology	1492040A0	10	10
Anesthesiology	1492040C0	8	8
Dermatology	1492080A0	4	4
Emergency Medicine	1492110C0	10	10
Internal Medicine	1492140C0	37	37
Internal Med/Research	1492140C1	3	3
Medicine-Primary	1492140M0	4	4
Obstetrics-Gynecology	1492220C0	6	6
Pathology	1492300C0	5	5
Pediatrics	1492320C0	19	19
Surgery-Plastic Surg	1492360C0	1	1
Psych/Payne Whitney	1492400C0	9	9
Radiology-Diagnostic	1492420A0	8	8
General Surgery	1492440C0	8	8
Surgery-Preliminary	1492440P0	8	7
NYU Downtown Hosp-NY			
NEW YORK			
Internal Medicine	1875140C0	4	4
Medicine-Preliminary	1875140P0	5	5
Obstetrics-Gynecology	1875220C0	2	1
NYU Med Ctr/Hosp Joint Diseases			
NEW YORK			
Orthopaedic Surgery	1366260C0	12	12
NYU School Of Medicine			
NEW YORK			
Anesthesiology	2978040A0	16	16
Dermatology	2978080A0	7	7
Dermatology	2978080C0	2	0
Emergency Medicine	2978110C0	16	16
Internal Medicine	2978140C0	41	41
Medicine-Primary	2978140M0	8	8
Medicine - Preliminary	2978140P0	15	15
Obstetrics-Gynecology	2978220C0	7	7
Pathology	2978300C0	4	4
Pediatrics	2978320C0	19	19
Phys Medicine & Rehab	2978340A0	14	14
Plastic Surgery	2978360C0	2	2

	CODE	QUOTA MATCHED	
Psychiatry	2978400C0	16	16
Radiology-Diagnostic	2978420A0	9	9
Radiation-Oncology	2978430A0	2	2
General Surgery	2978440C0	9	9
Surgery-Preliminary	2978440P0	14	14
Our Lady of Mercy Med Ctr-NY			
BRONX			
Internal Medicine	1486140C0	6	5
Obstetrics-Gynecology	1486220C0	2	2
General Surgery	1486440C0	3	3
Surgery-Preliminary	1486440P0	3	1
Queens Hosp/Mt Sinai-NY			
JAMAICA			
Internal Medicine	1489140C0	10	9
Medicine Preliminary	1489140P0	6	2
Obstetrics-Gynecology	1489220C0	3	3
Rochester Gen Hosp-NY			
ROCHESTER			
Internal Medicine	1509140C0	6	6
Medicine-Preliminary	1509140P0	8	7
Obstetrics-Gynecology	1509220C0	3	3
Radiology-Diagnostic	1509420A0	3	3
So Nassau Comm Hosp-NY			
OCEANSIDE			
Family Practice	3067120C0	5	5
Sound Shore Med Ctr-NY			
NEW ROCHELLE			
Internal Medicine	1459140C0	3	3
Medicine-Preliminary	1459140P0	4	4
General Surgery	1459440C0	2	2
Surgery-Preliminary	1459440P0	2	2
Transitional	1459999P0	4	4
Southside Hospital-NY			
BAY SHORE			
Family Practice	1417120C0	2	2
St Barnabas Hosp-NY			
BRONX			
Internal Medicine	3113140C0	4	0
Pediatrics	3113320C0	4	1
St Clares Hospital-NY			
SCHENECTADY			
Family Practice	1513120C0	4	4
St Elizabeth Med Ctr-NY			
UTICA			
Family Practice	3064120C0	3	0
St Josephs-Syracuse-NY			
SYRACUSE			
Family Practice	1518120C0	8	7
Transitional	1518999P0	4	4
St Lukes-Roosevelt-NY			
NEW YORK			
Anesthesiology	2070040A0	12	12
Dermatology	2070080A0	2	2
Emergency Medicine	2070110C0	14	14
Internal Medicine	2070140C0	39	39
Medicine-Preliminary	2070140P0	22	22
Obstetrics-Gynecology	2070220C0	6	6
Orthopaedic Surgery	2070260C0	3	3
Pathology	2070300C0	3	3

Match Outcome for All Institutions by State 2003

Page 28 of 44

	CODE	QUOTA MATCHED			CODE	QUOTA MATCHED	
Psychiatry	2070400C0	3	3	Pathology	1426300C0	2	2
Radiology-Diagnostic	2070420A0	6	6	Pediatrics	1426320C0	22	22
General Surgery	2070440C0	5	5	Pediatrics Preliminary	1426320P0	2	2
General Surgery	2070440P0	7	5	Phys Medicine & Rehab	1426340A0	5	3
St Vincents Cath Med Ctr-NY				Phys Medicine & Rehab	1426340C0	5	5
STATEN ISLAND				Psychiatry	1426400C0	3	3
Internal Medicine	1514140C0	6	6	Radiology-Diagnostic	1426420A0	8	8
Medicine-Preliminary	1514140P0	4	4	Radiation Oncology	1426430A0	3	3
Obstetrics-Gynecology	1514220C0	3	1	General Surgery	1426440C0	8	8
Pediatrics	1514320C0	1	1	Surgery-Preliminary	1426440P0	8	8
Radiology-Diagnostic	1514420A0	2	2	Internal Med/Emergency Med	1426705C0	4	4
St Vincents Hosp-NY				Medicine-Psychiatry	1426715C0	1	0
NEW YORK				SUNY Upstate Medical University			
Anesthesiology	1500040A0	4	4	SYRACUSE			
Internal Medicine	1500140C0	16	16	Anesthesiology	1516040A0	12	12
Medicine-Primary	1500140M0	3	3	Emergency Medicine	1516110C0	10	10
Medicine-Preliminary	1500140P0	15	15	Internal Medicine	1516140C0	17	17
Obstetrics-Gynecology	1500220C0	2	2	Medicine-Preliminary	1516140P0	7	7
Obstetrics-Gynecology Prelim	1500220P0	1	1	Obstetrics-Gynecology	1516220C0	5	5
Pediatrics	1500320C0	5	2	Orthopaedic Surgery	1516260C0	4	4
Phys Medicine & Rehab	1500340A0	4	4	Pathology	1516300C0	3	2
Psychiatry	1500400C0	8	8	Pediatrics	1516320C0	12	10
Radiology-Diagnostic	1500420A0	2	2	Phys Medicine & Rehab	1516340A0	4	3
General Surgery	1500440C0	6	6	Psychiatry	1516400C0	6	6
Surgery-Preliminary	1500440P0	10	10	Radiology-Diagnostic	1516420A0	5	5
Medicine-Pediatrics	1500700C0	4	1	Radiation-Oncology	1516430A0	2	2
Transitional	1500999P0	15	15	General Surgery	1516440C0	5	5
Staten Island U Hosp-NY				Surgery-Preliminary	1516440P0	12	11
STATEN ISLAND				U Rochester/Strong Mem-NY			
Medicine-Primary	1515140M0	19	19	ROCHESTER			
Medicine-Preliminary	1515140P0	24	24	Anesthesiology	1511040A0	8	8
Obstetrics-Gynecology	1515220C0	3	3	Anesthesiology	1511040C0	5	5
General Surgery	1515440C0	3	3	Dermatology	1511080A0	3	3
Surgery-Preliminary	1515440P0	3	0	Emergency Medicine	1511110C0	10	10
Medicine-Pediatrics	1515700C0	4	4	Family Practice	1511120C0	7	5
Stony Brook Teach Hosps-NY				Inner City Family Med	1511120C1	2	2
STONY BROOK				Internal Medicine	1511140C0	22	18
Anesthesiology	2919040A0	10	9	Internal Med/Neurology	1511140P1	5	5
Emergency Medicine	2919110C0	8	8	Obstetrics-Gynecology	1511220C0	8	8
Family Practice	2919120C0	7	5	Orthopaedic Surgery	1511260C0	5	5
Internal Medicine	2919140C0	21	21	Orthopaedics Research	1511260C1	1	1
Medicine-Primary	2919140M0	1	1	Pediatrics	1511320C0	15	15
Medicine-Preliminary	2919140P0	10	10	Physical Med & Rehab	1511340A0	2	1
Obstetrics-Gynecology	2919220C0	4	4	Plastic Surgery	1511360C0	2	2
Orthopaedic Surgery	2919260C0	5	5	Psychiatry/A-Program	1511400C0	5	4
Pathology	2919300C0	3	1	Radiology-Diagnostic	1511420A0	7	7
Pediatrics	2919320C0	13	13	Radiology/Vascular A	1511420A1	1	1
Phys Medicine & Rehab	2919340A0	3	3	Radiology-Diag/MPH	1511420A2	1	1
Psychiatry	2919400C0	6	6	General Surgery	1511440C0	6	6
Radiology-Diagnostic	2919420A0	5	5	Surgery-Preliminary	1511440P0	5	4
General Surgery	2919440C0	5	5	Medicine-Pediatrics	1511700C0	8	8
Surgery-Preliminary	2919440P0	5	4	Unity Health System-NY			
Medicine-Pediatrics	2919700C0	2	2	ROCHESTER			
SUNY HSC Brooklyn-NY				Medicine-Primary	1510140C0	6	6
BROOKLYN				Medicine-Preliminary	1510140P0	2	2
Anesthesiology	1426040A0	20	20	Univ Buffalo Grad Med-NY			
Dermatology	1426080A0	5	5	BUFFALO			
Emergency Medicine	1426110C0	14	13	Anesthesiology	3099040C0	8	6
Internal Medicine	1426140C0	34	34	Dermatology	3099080A0	3	3
Medicine-Preliminary	1426140P0	6	5	Emergency Medicine	3099110C0	11	11
Obstetrics-Gynecology	1426220C0	5	5	Fam Prac/Buffalo Gen	3099120C0	1	1
Orthopaedic Surgery	1426260C0	6	6	Fam Prac/Erie Cty Med	3099120C1	2	2

Match Outcome for All Institutions by State 2003

Page 29 of 44
CODE QUOTA MATCHED

CODE QUOTA MATCHED

Fam Prac/Millard Fill	3099120C2	3	3
Fam Prac/Niagara Falls	3099120C3	4	4
Fam Prac/Olean	3099120C4	2	2
Internal Med/A-Program	3099140C0	25	25
Internal Med/Mercy	3099140C3	5	5
Internal Med/Prev Med	3099140C4	0	0
Internal Med/Sisters	3099140C5	2	2
Med/Nuclear Med(Mercy)	3099140P0	1	1
Medicine Prelim/A-Prog	3099140P1	7	7
Med/Radiology (Med A)	3099140P3	0	0
Nuclear Medicine	3099200A0	1	1
Obstetrics-Gynecology	3099220C0	9	9
Obstetrics-Gyn/Sisters	3099220C1	2	2
Orthopaedic Surgery	3099260C0	4	4
Pathology	3099300C0	2	2
Pediatrics	3099320C0	15	15
Phys Medicine & Rehab	3099340C0	2	2
Psychiatry	3099400C0	4	4
Radiology-Diagnostic	3099420A0	3	3
Radiation-Oncology	3099430A0	1	1
General Surgery	3099440C0	9	9
Surgery-Preliminary	3099440P0	8	4
Medicine-Pediatrics	3099700C0	4	1

Westchester Med Ctr-NY

VALHALLA

Anesthesiology	2998040A0	6	6
Internal Medicine	2998140C0	14	14
Medicine-Preliminary	2998140P0	10	10
Orthopaedic Surgery	2998260C0	3	3
Pathology	2998300C0	2	2
Pediatrics	2998320C0	9	9
Psychiatry	2998400C0	6	6
Radiology-Diagnostic	2998420A0	4	4
General Surgery	2998440C0	4	4

Wilson Mem Reg/UHS-NY

JOHNSON CITY

Family Practice	1452120C0	5	5
Medicine-Primary	1452140M0	4	2
Medicine-Preliminary	1452140P0	2	1
Transitional	1452999P0	5	5

Winthrop-Univ Hosp-NY

MINEOLA

Internal Medicine	1455140C0	12	12
Medicine-Preliminary	1455140P0	15	15
Obstetrics-Gynecology	1455220C0	4	4
Pediatrics	1455320C0	8	7
Radiology-Diagnostic	1455420A0	4	4

Woodhull Med Ctr-NY

BROOKLYN

Medicine-Primary	3116140M0	6	6
Pediatrics-Primary	3116320M0	4	4

NORTH CAROLINA

Carolinas Med Ctr-NC

CHARLOTTE

Emergency Medicine	1527110C0	10	10
Family Practice	1527120C0	6	6
Fam Prac/Urb Add Site	1527120C1	2	2
Family Practice/Rural	1527120C2	2	2
Internal Medicine	1527140C0	10	10

Medicine-Preliminary	1527140P0	4	4
Obstetrics-Gynecology	1527220C0	5	5
Orthopaedic Surgery	1527260C0	3	3
Pediatrics	1527320C0	7	7
Phys Medicine & Rehab	1527340A0	3	3
General Surgery	1527440C0	3	3
Surgery-Preliminary	1527440P0	1	0

Duke Univ Med Ctr-NC

DURHAM

Anesthesiology	1529040A0	3	3
Anesthesiology	1529040C0	8	8
Dermatology	1529080A0	3	3
Emergency Medicine	1529110C0	7	0
Family Practice	1529120C0	6	3
Internal Medicine	1529140C0	44	44
Medicine-Preliminary	1529140P0	6	6
Neurological Surgery	1529160C0	3	3
Obstetrics-Gynecology	1529220C0	7	7
Orthopaedic Surgery	1529260C0	8	8
Otolaryngology	1529280C0	2	2
Pathology	1529300C0	4	4
Pediatrics	1529320C0	14	14
Psychiatry	1529400C0	8	8
Psy Med-Psy	1529400C1	2	2
Radiology-Diagnostic	1529420A0	11	11
Radiation-Oncology	1529430A0	2	2
General Surgery	1529440C0	7	7
Urology	1529480C0	3	3
Medicine-Pediatrics	1529700C0	6	6
Medicine-Psychiatry	1529715C0	1	1

Moses H Cone Mem Hosp-NC

GREENSBORO

Family Practice	1943120C0	8	8
Internal Medicine	1943140C0	3	3
Medicine-Preliminary	1943140P0	3	3

Mtn Area Hlth Ed Cntr-NC

ASHEVILLE

Family Practice	3023120C0	8	8
Fam Prc/Hendersonville	3023120C1	2	2
Obstetrics-Gynecology	3023220C0	4	4

New Hanover Reg Med Ctr-NC

WILMINGTON

Family Practice	1534120C0	4	4
Internal Medicine	1534140C0	4	4
Medicine-Preliminary	1534140P0	1	0
Obstetrics-Gynecology	1534220C0	4	1
General Surgery	1534440C0	3	3

Northeast Medical Ctr-NC

CONCORD

Family Practice	1231120C0	8	6
-----------------	-----------	---	---

So Reg AHEC Fam Res-NC

FAYETTEVILLE

Family Practice	3046120C0	6	3
-----------------	-----------	---	---

U Hlth Sys E Carolina-NC

GREENVILLE

Emergency Medicine	3057110C0	12	12
Family Practice	3057120C0	12	8
Internal Medicine	3057140C0	12	12
Medicine-Preliminary	3057140P0	6	6
Obstetrics-Gynecology	3057220C0	5	3
Pathology	3057300C0	3	3

Match Outcome for All Institutions by State 2003

Page 30 of 44

	CODE	QUOTA MATCHED	
Pediatrics	3057320C0	10	9
Phys Medicine & Rehab	3057340A0	1	0
Phys Medicine & Rehab	3057340C0	3	3
Psychiatry	3057400C0	6	3
General Surgery	3057440C0	4	4
Surgery-Preliminary	3057440P0	2	0
Medicine-Pediatrics	3057700C0	6	5
Medicine-Psychiatry	3057715C0	2	1

Univ North Carolina Hosp

CHAPEL HILL

Anesthesiology	1900040A0	6	6
Anesthesiology	1900040C0	8	8
Dermatology	1900080A0	4	4
Emergency Medicine	1900110C0	8	8
Family Practice	1900120C0	8	8
Internal Medicine	1900140C0	23	23
Medicine-Preliminary	1900140P0	6	6
Obstetrics-Gynecology	1900220C0	6	6
Orthopaedic Surgery	1900260C0	3	3
Ortho Surgery/Rsch-6yr	1900260C1	1	1
Pathology	1900300C0	3	3
Pediatrics	1900320C0	15	15
Pediatrics-Preliminary	1900320P0	1	1
Phys Medicine & Rehab	1900340C0	3	2
General Psychiatry	1900400C0	12	12
Radiology-Diagnostic	1900420A0	5	5
Radiation-Oncology	1900430A0	1	1
General Surgery	1900440C0	6	6
Surgery-Preliminary	1900440P0	12	12
Medicine-Pediatrics	1900700C0	6	6

Wake Forest Baptist Med Ctr-NC

WINSTON-SALEM

Anesthesiology	1537040A0	4	4
Anesthesiology	1537040C0	10	10
Dermatology	1537080A0	3	3
Emergency Medicine	1537110C0	10	10
Family Practice	1537120C0	10	10
Internal Medicine	1537140C0	23	23
Medicine-Primary	1537140M0	5	5
Medicine-Preliminary	1537140P0	4	4
Neurological Surgery	1537160C0	1	1
Neurology	1537180C0	4	4
Obstetrics-Gynecology	1537220C0	6	6
Orthopaedic Surgery	1537260C0	2	2
Otolaryngology	1537280C0	2	1
Pathology	1537300C0	4	4
Pediatrics	1537320C0	13	13
Plastic Surgery	1537360C0	2	2
Psychiatry	1537400C0	6	6
Radiology-Diagnostic	1537420A0	10	10
Radiation Oncology	1537430A0	2	2
General Surgery	1537440C0	5	5
Surgery-Preliminary	1537440P0	5	0
Urology	1537480C0	2	2

NORTH DAKOTA

U North Dakota SOM

FARGO

Fam Prac/Grand Forks	1539120C0	6	6
Family Prac/Bismarck	1539120C1	5	3
Family Practice/Minot	1539120C2	5	4

CODE QUOTA MATCHED

Internal Medicine	1539140C0	2	2
Psychiatry	1539400C0	4	2
General Surgery	1539440C0	2	2
Surgery-Preliminary	1539440P0	1	1
Transitional	1539999P0	8	8

OHIO

Akron Gen Med/NEOUCOM-OH

AKRON

Emergency Medicine	1542110C0	7	7
Family Practice	1542120C0	3	3
Internal Medicine	1542140C0	5	2
Medicine-Preliminary	1542140P0	4	1
Obstetrics-Gynecology	1542220C0	5	3
Orthopaedic Surgery	1542260C0	3	3
General Surgery	1542440C0	2	1
Surgery-Plastic Surg	1542440P0	1	1
Medicine-Pediatrics	1542700C0	2	0
Transitional	1542999P0	4	4

Aultman Hosp/NEOUCOM-OH

CANTON

Family Practice	1544120C0	6	1
Obstetrics-Gynecology	1544220C0	3	3
Radiology-Diagnostic	1544420A0	4	4
Radiology-Diagnostic	1544420C0	1	1
Transitional	1544999P0	4	4

Barberton Cit/NEOUCOM-OH

BARBERTON

Family Practice	1964120C0	6	2
-----------------	-----------	---	---

Bethesda Hospital-OH

CINCINNATI

Family Practice	2689120C0	5	5
Obstetrics-Gynecology	2689220C0	4	3

Canton Affl/NEOUCOM-OH

CANTON

Internal Medicine	2009140C0	6	6
-------------------	-----------	---	---

Childrens Hosp-NEOUCOM-OH

AKRON

Pediatrics	1895320C0	14	11
------------	-----------	----	----

Christ Hospital-OH

CINCINNATI

Internal Medicine	1547140C0	3	1
Medicine-Preliminary	1547140P0	14	10

Cincinnati Children Hosp MC-OH

CINCINNATI

Pediatrics	1808320C0	34	34
Peds/Psych/Child Psych	1808730C0	3	3

Cleveland Clinic Fdn-OH

CLEVELAND

Anesthesiology	1968040A0	4	4
Anesthesiology	1968040C0	12	12
Dermatology	1968080C0	2	2
Dermatology/Research	1968080C1	1	1
Internal Medicine	1968140C0	22	22
Medicine-Primary	1968140M0	2	2
Medicine-Preliminary	1968140P0	2	2
Neurological Surgery	1968160C0	2	2
Neurology	1968180C0	4	4
Orthopaedic Surgery	1968260C0	4	4

Match Outcome for All Institutions by State 2003

Page 31 of 44
CODE QUOTA MATCHED

CODE QUOTA MATCHED

Otolaryngology	1968280C0	2	2
Pathology	1968300C0	4	4
Pediatrics	1968320C0	13	11
Psychiatry	1968400C0	3	3
Radiology-Diagnostic	1968420A0	8	8
Radiation-Oncology	1968430C0	2	2
General Surgery	1968440C0	4	4
Surgery-Preliminary	1968440P0	5	5
Urology	1968480C0	4	4

Clinton Memorial Hosp-OH

WILMINGTON

Family Practice	1333120C0	4	4
-----------------	-----------	---	---

Fairview Hospital-OH

CLEVELAND

Family Practice	3187120C0	6	6
Internal Medicine	3187140C0	4	4
Medicine-Preliminary	3187140P0	2	1
General Surgery	3187440C0	3	3
Surgery-Preliminary	3187440P0	3	2

Flower Hospital-OH

SYLVANIA

Family Practice	1578120C0	6	6
-----------------	-----------	---	---

Good Samaritan Cinn-OH

CINCINNATI

Internal Medicine	1550140C0	6	3
Medicine-Preliminary	1550140P0	8	5
Obstetrics-Gynecology	1550220C0	4	4
General Surgery	1550440C0	4	4
Surgery-Preliminary	1550440P0	2	2

Grant Medical Center-OH

COLUMBUS

Family Practice	1564120C0	11	5
-----------------	-----------	----	---

Jewish Hospital-OH

CINCINNATI

Internal Medicine	1551140C0	6	6
Medicine-Preliminary	1551140P0	5	4
General Surgery	1551440C0	2	2
Surgery-Preliminary	1551440P0	2	1

Kettering Med Ctr-OH

KETTERING

Internal Medicine	1576140C0	10	4
Transitional Year	1576999P0	8	8

Medical College of Ohio

TOLEDO

Anesthesiology	1579040A0	2	2
Anesthesiology	1579040C0	1	0
Family Practice	1579120C0	3	0
Internal Medicine	1579140C0	12	12
Medicine-Preliminary	1579140P0	6	5
Neurology	1579180C0	2	0
Obstetrics-Gynecology	1579220C0	4	1
Orthopaedic Surgery	1579260C0	3	3
Pathology	1579300C0	1	1
Pediatrics	1579320C0	7	7
Phys Medicine & Rehab	1579340A0	2	1
Psychiatry	1579400C0	3	3
Radiology-Diagnostic	1579420A0	3	3
General Surgery	1579440C0	4	4
Urology	1579480C0	2	2

Meridia Huron Hosp-OH

EAST CLEVELAND

Internal Medicine	1571140C0	10	10
General Surgery	1571440C0	2	2
Surgery-Preliminary	1571440P0	3	1

Metrohealth Med Ctr-OH

CLEVELAND

Anesthesiology	1553040A0	7	7
Emergency Medicine	1553110C0	11	11
Family Practice	1553120C0	4	4
Internal Medicine	1553140C0	7	7
Int Med/Intl Health	1553140C3	2	2
Medicine-Primary	1553140M0	2	2
Medicine-Preliminary	1553140P0	10	10
Obstetrics-Gynecology	1553220C0	7	7
Pathology	1553300C0	2	2
Pediatrics	1553320C0	4	4
Phys Medicine & Rehab	1553340A0	2	2
Phys Medicine & Rehab	1553340C0	3	3
Psychiatry	1553400C0	2	2
Radiology-Diagnostic	1553420A0	2	2
Radiology-Diagnostic	1553420C0	2	2
Medicine-Pediatrics	1553700C0	5	1

Miami Valley Hospital-OH

DAYTON

Family Practice	1569120C0	7	5
-----------------	-----------	---	---

Mount Carmel Health-OH

COLUMBUS

Family Practice	1565120C0	7	4
Internal Medicine	1565140C0	8	7
Orthopaedic Surgery	1565260C0	2	2
General Surgery	1565440C0	2	2
Surgery-Preliminary	1565440P0	3	2
Transitional	1565999P0	5	5

NEOUCOM Affl Hosps-OH

AKRON

Psychiatry	3049400C0	3	3
------------	-----------	---	---

Ohio State Univ Med Ctr-OH

COLUMBUS

Anesthesiology	1566040A0	10	10
Dermatology	1566080A0	2	2
Emergency Medicine	1566110C0	12	12
Family Practice	1566120C0	5	2
Family Practice-Rural Track	1566120C1	2	1
Family Practice-Urban Track	1566120C2	2	1
Internal Medicine	1566140C0	17	17
Medicine-Preliminary	1566140P0	3	3
Obstetrics-Gynecology	1566220C0	9	9
Orthopaedic Surgery	1566260C0	3	3
Ortho Surgery-Research Trk	1566260C1	1	1
Pathology	1566300C0	2	0
Phys Medicine & Rehab	1566340A0	5	5
Phys Medicine & Rehab	1566340C0	1	1
Plastic Surgery	1566360C0	2	2
Pist Surg OSU/Mt Carml	1566360C1	1	0
Psychiatry	1566400C0	5	5
Radiology-Diagnostic	1566420A0	6	6
Radiation-Oncology	1566430A0	1	1
General Surgery	1566440C0	4	4
Surgery-Preliminary	1566440P0	2	0
Medicine-Pediatrics	1566700C0	8	8

Match Outcome for All Institutions by State 2003

Page 32 of 44

				Page 32 of 44				
	CODE	QUOTA MATCHED			CODE	QUOTA MATCHED		
OSU/Childrens Hosp-OH					Medicine-Pediatrics	1548700C0	7	7
COLUMBUS					Psychiatry/Family Practice	1548720C0	1	1
Pediatrics	1351320C0	22	22		Pediatrics-PM&R	1548735C0	0	0
Riverside Methodist-OH					Univ Hosps Cleveland-OH			
COLUMBUS					CLEVELAND			
Family Practice	1567120C0	6	6		Anesthesiology	1552040A0	2	2
Internal Medicine	1567140C0	12	9		Anesthesiology	1552040C0	10	10
Medicine-Preliminary	1567140P0	12	10		Dermatology	1552080A0	4	4
Obstetrics-Gynecology	1567220C0	4	4		Family Practice	1552120C0	5	5
General Surgery	1567440C0	2	2		Internal Medicine	1552140C0	21	21
Surgery-Preliminary	1567440P0	4	2		Int Med/International Health	1552140C1	1	1
Transitional	1567999P0	12	12		Medicine-Preliminary	1552140P0	6	6
St Elizabeth/NEOUCOM-OH					Obstetrics-Gynecology	1552220C0	4	4
YOUNGSTOWN					Orthopaedic Surgery	1552260C0	6	6
Family Practice	1584120C0	3	3		Pathology	1552300C0	4	3
Internal Medicine	1584140C0	7	7		Pediatrics	1552320C0	22	22
General Surgery	1584440C0	3	3		Psychiatry	1552400C0	6	2
St Vincent Charity/St Lukes-OH					Radiology-Diagnostic	1552420A0	5	5
CLEVELAND					Radiation Oncology	1552430A0	1	1
Internal Medicine	1560140C0	1	1		General Surgery	1552440C0	6	6
St Vincent Mercy Med Ctr-OH					Surgery-Preliminary	1552440P0	3	2
TOLEDO					Medicine-Pediatrics	1552700C0	2	2
Family Practice	1580120C0	7	7		Psychiatry/Family Practice	1552720C0	2	1
Transitional	1580999P0	6	6		West Res Care/NEOUCOM-OH			
St Vincent Mercy Med/SVC-OH					YOUNGSTOWN			
TOLEDO					Family Practice	1585120C0	4	1
Emergency Medicine	3104110C0	12	12		Internal Medicine	1585140C0	2	1
Summa Health/NEOUCOM-OH					Preliminary-Medicine	1585140P0	1	0
AKRON					Pathology	1585300C0	3	2
Emergency Medicine	1541110C0	8	6		Pediatrics	1585320C0	8	5
Family Practice	1541120C0	8	6		General Surgery	1585440C0	1	1
Internal Medicine	1541140C0	7	7		Surgery-Preliminary	1585440P0	2	0
Medicine-Preliminary	1541140P0	7	3		Medicine-Pediatrics	1585700C0	3	3
Obstetrics-Gynecology	1541220C0	4	2		Wright State Univ SOM-OH			
Orthopaedic Surgery	1541260C0	3	3		DAYTON			
Pathology	1541300C0	1	1		Dermatology	2011080A0	2	2
General Surgery	1541440C0	3	3		Emergency Medicine	2011110C0	8	8
Medicine-Pediatrics	1541700C0	2	2		Family Practice-Dayton Comm	2011120C0	8	1
Transitional	1541999P0	10	10		Internal Medicine	2011140C0	18	18
Toledo Hospital-OH					Obstetrics-Gynecology	2011220C0	4	4
TOLEDO					Orthopedic Surgery	2011260C0	2	2
Family Practice	1583120C0	6	2		Pediatrics	2011320C0	6	6
Univ Hosp Cincinnati-OH					Psychiatry	2011400C0	5	5
CINCINNATI					General Surgery	2011440C0	4	4
Anesthesiology	1548040A0	6	5		Surgery-Preliminary	2011440P0	4	1
Dermatology	1548080C0	3	3		Medicine-Pediatrics	2011700C0	4	2
Emergency Medicine	1548110C0	11	11		OKLAHOMA			
Family Practice	1548120C0	6	5		Baptist Med Ctr-OK			
Internal Medicine	1548140C0	19	17		OKLAHOMA CITY			
Medicine Primary	1548140M0	3	1		Radiology-Diagnostic	1830420A0	4	4
Medicine-Preliminary	1548140P0	7	7		Garfield Co Med Soc-OK			
Obstetrics and Gynecology	1548220C0	7	5		ENID			
Orthopaedic Surgery	1548260C0	4	4		Family Practice	3055120C0	4	1
Pathology	1548300C0	2	2		Great Plains Fam Med-OK			
Phys Medicine & Rehab	1548340C0	2	2		OKLAHOMA CITY			
Plastic Surgery	1548360C0	1	1		Family Practice	1222120C0	5	3
Psychiatry	1548400C0	5	5					
Radiology Diagnostic	1548420A0	6	6					
Radiation-Oncology	1548430A0	1	1					
General Surgery	1548440C0	6	6					

Match Outcome for All Institutions by State 2003

	CODE	QUOTA MATCHED	
Image FP/Hillcrest-OK			
TULSA			
Family Practice	3192120C0	10	9
St Anthony Hosp-OK			
OKLAHOMA CITY			
Family Practice	2087120C0	6	2
SW Oklahoma Fam Prac-OK			
LAWTON			
Family Practice	2640120C0	4	1
U Oklahoma COM-OK City-OK			
OKLAHOMA CITY			
Anesthesiology	1588040C0	6	6
Dermatology	1588080A0	2	2
Family Practice	1588120C0	12	3
Internal Medicine	1588140C0	16	16
Medicine-Preliminary	1588140P0	8	6
Neurological Surgery	1588160C0	1	1
Neurology	1588180P0	4	2
Obstetrics-Gynecology	1588220C0	5	5
Orthopaedic Surgery	1588260C0	4	4
Otolaryngology	1588280C0	2	2
Pathology	1588300C0	4	4
Pediatrics	1588320C0	12	9
Pediatrics-Prelim	1588320P0	1	1
Plastic Surgery	1588360C0	1	1
Psychiatry	1588400C0	4	4
Radiology-Diagnostic	1588420A0	5	5
General Surgery	1588440C0	4	4
Urology	1588480C0	3	3
Medicine-Pediatrics	1588700C0	3	3
U Oklahoma COM-Tulsa			
TULSA			
Family Practice	2727120C0	12	5
Family Prac/Ramona	2727120C1	3	0
Internal Medicine	2727140C0	8	8
Medicine-Preliminary	2727140P0	5	4
Obstetrics-Gynecology	2727220C0	4	1
Pediatrics	2727320C0	5	5
Pediatrics-Preliminary	2727320P0	2	2
Psychiatry	2727400C0	4	3
General Surgery	2727440C0	3	3
Surgery-Preliminary	2727440P0	4	1
Medicine-Pediatrics	2727700C0	2	0
Psychiatry/Family Practice	2727720C0	2	0
OREGON			
Emanuel/Good Samaritan-OR			
PORTLAND			
Internal Medicine	1594140C0	14	14
Medicine-Preliminary	1594140P0	2	2
Transitional	1594999P0	8	8
Oregon Health & Science Univ			
PORTLAND			
Anesthesiology	1599040A0	6	6
Dermatology	1599080A0	4	4
Emergency Medicine	1599110C0	8	8
Family Practice	1599120C0	10	10
Fam Pract/Prevent Med	1599120C1	2	2
Fam Prac/Cascades East	1599120C2	6	4

Page 33 of 44
CODE QUOTA MATCHED

Internal Medicine	1599140C0	23	23
Medicine-Primary	1599140M0	6	6
Neurological Surgery	1599160C0	2	2
Obstetrics-Gynecology	1599220C0	6	6
Orthopaedic Surgery	1599260C0	3	3
Otolaryngology	1599280C0	2	2
Pathology	1599300C0	3	3
Pediatrics	1599320C0	13	13
Psychiatry	1599400C0	8	8
Radiology-Diagnostic	1599420A0	4	4
Radiation-Oncology	1599430A0	1	1
General Surgery	1599440C0	10	10
Surgery-Preliminary	1599440P0	8	5
Prov Portland Med Ctr-OR			
PORTLAND			
Internal Medicine	1597140C0	9	9
Medicine-Preliminary	1597140P0	3	3
Providence Milwaukie-OR			
MILWAUKIE			
Family Practice	1701120C0	7	4
St Vincent Hospital-OR			
PORTLAND			
Internal Medicine	1598140C0	7	7
Medicine-Preliminary	1598140P0	3	3
PENNSYLVANIA			
Abington Mem Hosp-PA			
ABINGTON			
Family Practice	1600120C0	7	7
Internal Medicine	1600140C0	3	3
Medicine-Preliminary	1600140P0	8	8
Obstetrics-Gynecology	1600220C0	4	2
General Surgery	1600440C0	3	3
Surgery-Preliminary	1600440P0	1	1
Albert Einstein Med Ctr-PA			
PHILADELPHIA			
Emergency Medicine	1631110C0	9	9
Internal Medicine	1631140C0	10	10
Medicine-Preliminary	1631140P0	10	10
Obstetrics-Gynecology	1631220C0	4	3
Orthopaedic Surgery	1631260C0	2	2
Pediatrics	1631320C0	7	5
Psychiatry	1631400C0	4	4
Radiology-Diagnostic	1631420A0	6	6
General Surgery	1631440C0	3	3
Surgery-Preliminary	1631440P0	6	3
Medicine-Pediatrics	1631700C0	3	2
Pediatrics-PM&R	1631735C0	1	1
Transitional	1631999P0	17	17
Trans/Radiology	1631999P1	3	3
Allegheny Gen Hosp-PA			
PITTSBURGH			
Emergency Medicine	1648110C0	8	8
Internal Medicine	1648140C0	13	7
Medicine-Preliminary	1648140P0	7	5
Obstetrics-Gynecology	1648220C0	2	2
Orthopaedic Surgery	1648260C0	3	3
Pathology	1648300C0	3	3
Psychiatry	1648400C0	4	2
Radiology-Diagnostic	1648420A0	4	4

Match Outcome for All Institutions by State 2003

Page 34 of 44

	CODE	QUOTA MATCHED			CODE	QUOTA MATCHED	
General Surgery	1648440C0	4	4	Frankford Hospitals-PA			
Surgery-Preliminary	1648440P0	2	1	PHILADELPHIA			
Medicine-Emergency Med	1648705C0	2	2	Transitional	1624999P0	21	19
Altoona Family Phys-PA				Geisinger Health System-PA			
ALTOONA				DANVILLE			
Family Practice	1603120C0	3	0	Dermatology	1608080A0	2	2
Bryn Mawr Hospital-PA				Emergency Medicine	1608110C0	8	8
BRYN MAWR				Internal Medicine	1608140C0	6	6
Family Practice	1606120C0	5	1	Medicine-Preliminary	1608140P0	5	5
Radiology-Diagnostic	1606420A0	2	2	Obstetrics-Gynecology	1608220C0	3	2
Chestnut Hill Hosp-PA				Orthopaedic Surgery	1608260C0	2	2
PHILADELPHIA				Otolaryngology	1608280C0	2	1
Family Practice	2966120C0	6	5	Pediatrics	1608320C0	3	3
Childrens Hosp-Phila-PA				Pediatrics	1608320P0	1	1
PHILADELPHIA				Radiology-Diagnostic	1608420A0	3	3
Pediatrics	1863320C0	37	37	General Surgery	1608440C0	2	1
Conemaugh Memorial-PA				Surgery-Preliminary	1608440P0	1	0
JOHNSTOWN				Urology	1608480C0	1	0
Family Practice	1616120C0	2	2	Medicine-Pediatrics	1608700C0	0	0
Internal Medicine	1616140C0	5	5	Graduate Hospital-PA			
Pathology	1616300C0	1	1	PHILADELPHIA			
General Surgery	1616440C0	2	2	Internal Medicine	1626140C0	8	8
Surgery-Preliminary	1616440P0	2	0	Medicine-Preliminary	1626140P0	8	6
Transitional	1616999P0	6	4	General Surgery	1626440C0	4	3
Crozer-Chester Med-PA				Surgery-Preliminary	1626440P0	5	5
UPLAND				Guthrie/Robt Packer-PA			
Family Practice	3185120C0	6	3	SAYRE			
Internal Medicine	3185140C0	3	3	Family Practice	1664120C0	3	2
Obstetrics-Gynecology	3185220C0	3	3	Internal Medicine	1664140C0	4	4
Pediatrics	3185320C0	6	6	General Surgery	1664440C0	3	3
Transitional	3185999P0	13	13	Hamot Med Ctr-PA			
Drexel(MCP Hahnemann) U COM-PA				ERIE			
PHILADELPHIA				Family Practice	1611120C0	4	2
Anesthesiology	1849040A0	3	3	Orthopaedic Surgery	1611260C0	2	2
Anesthesiology	1849040C0	5	4	Hershey/Penn State-PA			
Dermatology	1849080C0	3	3	HERSHEY			
Emergency Medicine	1849110C0	17	17	Anesthesiology	1617040A0	2	2
Family Practice	1849120C0	1	1	Anesthesiology	1617040C0	8	8
Internal Medicine	1849140C0	39	39	Dermatology	1617080C0	3	3
Medicine-Preliminary	1849140P0	11	11	Internal Medicine	1617140C0	16	10
Obstetrics-Gynecology	1849220C0	6	6	Medicine-Preliminary	1617140P0	10	5
Orthopaedic Surgery	1849260C0	4	4	Obstetrics-Gynecology	1617220C0	4	2
Pathology	1849300C0	2	2	Orthopaedic Surgery	1617260C0	3	3
Psychiatry	1849400C0	5	5	Pathology	1617300C0	2	2
Radiology-Diagnostic	1849420A0	9	9	Pediatrics	1617320C0	10	5
General Surgery	1849440C0	6	6	Psychiatry	1617400C0	4	4
Surgery-Preliminary	1849440P0	4	4	Radiology-Diagnostic	1617420A0	6	6
Easton Hospital-PA				General Surgery	1617440C0	4	4
EASTON				Surgery-Preliminary	1617440P0	6	1
Internal Medicine	1610140C0	2	2	Medicine-Pediatrics	1617700C0	4	1
General Surgery	1610440C0	2	2	Hosp of the Univ of PA			
Surgery-Preliminary	1610440P0	2	0	PHILADELPHIA			
Forbes Family Prac-PA				Anesthesiology	1628040A0	16	16
MONROEVILLE				Derm Residency (3yr)	1628080A0	4	4
Family Practice	3087120C0	6	2	Derm Res & Cut Onc Fellow(4yr)	1628080A1	1	1
Fox Chase Cancer Ctr-PA				Emergency Medicine	1628110C0	9	9
PHILADELPHIA				Family Practice	1628120C0	6	3
Radiation-Oncology	1638430A0	2	2	Internal Medicine	1628140C0	43	43
				Medicine-Primary	1628140M0	8	6
				Medicine-Preliminary	1628140P0	8	8
				Neurology	1628180C0	2	2

Match Outcome for All Institutions by State 2003

Page 35 of 44

	CODE	QUOTA MATCHED			CODE	QUOTA MATCHED	
Obstetrics-Gynecology	1628220C0	6	6	Penn St U/Good Samaritan-PA			
Ortho Surg/Clin 5yr	1628260C0	6	6	LEBANON			
Ortho Surgery/Rsch-6yr	1628260C1	2	2	Family Practice	1619120C0	4	4
Pathology	1628300C0	8	8	Pennsylvania Hospital			
Phys Medicine & Rehab	1628340A0	4	4	PHILADELPHIA			
Plastic Surgery	1628360C0	2	2	Internal Medicine	1639140C0	7	7
Psychiatry	1628400C0	10	10	Medicine-Preliminary	1639140P0	13	13
Radiology-Diag/ Clin 4yr	1628420A0	6	6	Obstetrics-Gynecology	1639220C0	6	6
Radiology-Diag/ Rsch 5yr	1628420A1	2	2	Radiology-Diagnostic	1639420A0	4	4
Radiation-Oncology	1628430A0	4	4	General Surgery	1639440C0	2	2
General Surgery	1628440C0	6	6	Surgery-Preliminary	1639440P0	4	0
Urology	1628480C0	3	3	Pinnacle Health Hosps-PA			
Lancaster Gen Hosp-PA				HARRISBURG			
LANCASTER				Family Practice	1615120C0	4	1
Family Practice	1618120C0	12	12	Internal Medicine	1615140C0	4	2
Lankenau Hospital-PA				Medicine-Preliminary	1615140P0	2	0
WYNNEWOOD				General Surgery	1615440C0	2	2
Internal Medicine	1632140C0	3	3	General Surgery- preliminary	1615440P0	1	1
Medicine-Preliminary	1632140P0	11	10	Reading Hosp/Med Ctr-PA			
Obstetrics-Gynecology	1632220C0	3	3	READING			
General Surgery	1632440C0	2	2	Family Practice	1661120C0	4	4
Surgery-Preliminary	1632440P0	2	1	Internal Medicine	1661140C0	2	2
Latrobe Area Hospital-PA				Medicine-Preliminary	1661140P0	3	3
LATROBE				Obstetrics-Gynecology	1661220C0	4	4
Family Practice	2965120C0	6	5	Transitional	1661999P0	5	5
Lehigh Valley Hosp-PA				Sacred Heart Hospital-PA			
ALLENTOWN				ALLENTOWN			
Family Practice	1601120C0	5	5	Family Practice	1602120C0	6	5
Internal Medicine	1601140C0	8	8	Scranton-Temple Res-PA			
Obstetrics-Gynecology	1601220C0	4	4	SCRANTON			
General Surgery	1601440C0	4	4	Medicine-Primary	3056140M0	5	5
Surgery-Preliminary	1601440P0	1	1	St Christophers Hosp-PA			
Transitional	1601999P0	8	8	PHILADELPHIA			
Meadville Med Ctr-PA				Pediatrics	1653320C0	24	19
MEADVILLE				St Lukes-Bethlehem-PA			
Family Practice	2446120C0	2	0	BETHLEHEM			
Medical Ctr Beaver-PA				Emergency Medicine	1605110C0	8	8
BEAVER FALLS				Family Practice	1605120C0	4	4
Family Practice	2044120C0	4	4	Internal Medicine	1605140C0	3	3
Mercy Catholic Med-PA				Obstetrics-Gynecology	1605220C0	3	2
PHILADELPHIA				General Surgery	1605440C0	2	2
Internal Medicine	1636140C0	2	2	Transitional	1605999P0	1	1
Medicine-Preliminary	1636140P0	3	1	St Vincent Hlth Ctr-PA			
General Surgery	1636440C0	2	2	ERIE			
Surgery-Preliminary	1636440P0	2	1	Family Practice	1612120C0	3	2
Transitional	1636999P0	2	0	Temple Univ Hosp-PA			
Mercy Hosp-Pittsburgh-PA				PHILADELPHIA			
PITTSBURGH				Anesthesiology	1646040A0	6	6
Anesthesiology	1649040A0	3	3	Emergency Medicine	1646110C0	8	8
Family Practice	1649120C0	1	1	Internal Medicine	1646140C0	27	27
Internal Medicine	1649140C0	6	6	Obstetrics-Gynecology	1646220C0	5	5
Pediatrics	1649320C0	4	4	Orthopaedic Surgery	1646260C0	4	4
Phys Medicine & Rehab	1649340A0	4	2	Pathology	1646300C0	1	1
Radiology-Diagnostic	1649420A0	3	3	Phys Medicine & Rehab	1646340A0	10	10
General Surgery	1649440C0	3	3	Psychiatry	1646400C0	4	4
Surgery-Preliminary	1649440P0	5	1	Radiology-Diagnostic	1646420A0	6	6
Transitional	1649999P0	15	15	General Surgery	1646440C0	6	6
Montgomery Hospital-PA				Surgery-Preliminary	1646440P0	11	6
NORRISTOWN							
Family Practice	1621120C0	1	1				

Match Outcome for All Institutions by State 2003

Page 36 of 44
CODE QUOTA MATCHED

CODE QUOTA MATCHED

Thomas Jefferson Univ-PA

PHILADELPHIA

Anesthesiology	1630040A0	11	11
Dermatology	1630080A0	3	3
Emergency Medicine	1630110C0	11	11
Family Practice	1630120C0	9	9
Internal Medicine	1630140C0	37	37
Medicine-Preliminary	1630140P0	7	7
Obstetrics-Gynecology	1630220C0	8	8
Ortho Surg/Jefferson	1630260C0	6	6
Pathology	1630300C0	6	5
Phys Medicine & Rehab	1630340A0	6	6
Psychiatry	1630400C0	6	6
Radiology-Diagnostic	1630420A0	6	6
Radiation-Oncology	1630430A0	2	2
General Surgery	1630440C0	6	6
Surgery-Preliminary	1630440P0	8	8

TJU/Dupont Childrens-PA

PHILADELPHIA

Pediatrics	1654320C0	20	20
Pediatrics-PM&R	1654735C0	1	1

U Penn Health Sys/Presby

PHILADELPHIA

Anesthesiology	1641040C0	2	2
Transitional	1641999P0	14	14

Univ Hlth Ctr of Pittsburgh-PA

PITTSBURGH

Anesthesiology	1652040A0	12	12
Dermatology	1652080A0	3	3
Emergency Medicine	1652110C0	14	14
Internal Medicine	1652140C0	24	24
Int Med/Womens Health	1652140C1	4	4
Medicine-Primary	1652140M0	5	2
Medicine-Preliminary	1652140P0	9	8
Obstetrics-Gynecology	1652220C0	9	9
Orthopaedic Surgery	1652260C0	4	4
Ortho Surgery/Research	1652260C1	4	4
Pathology	1652300C0	10	10
Pediatrics	1652320C0	20	20
Phys Medicine & Rehab	1652340C0	5	5
Plastic Surgery	1652360C0	3	3
Psychiatry	1652400C0	12	12
Radiology-Diagnostic	1652420A0	10	10
General Surgery	1652440C0	5	5
Surgery-Preliminary	1652440P0	8	8
Medicine-Pediatrics	1652700C0	4	4
Peds/Psych/Child Psych	1652730C0	2	2
Transitional	1652999P0	6	6

UPMC McKeesport-PA

MCKEESPORT

Family Practice	1620120C0	5	5
Internal Medicine	1620140C0	3	0

UPMC Shadyside-PA

PITTSBURGH

Family Practice	1657120C0	8	8
Internal Medicine	1657140C0	8	8
Transitional	1657999P0	6	6

UPMC St Margaret-PA

PITTSBURGH

Family Practice	1656120C0	8	8
-----------------	-----------	---	---

Washington Hospital-PA

WASHINGTON

Family Practice	1669120C0	8	8
-----------------	-----------	---	---

Western Pennsylvania Hosp

PITTSBURGH

Internal Medicine	1659140C0	7	7
Obstetrics-Gynecology	1659220C0	3	3
Radiology-Diagnostic	1659420A0	4	4
General Surgery	1659440C0	3	3
Surgery-Preliminary	1659440P0	6	6
Transitional	1659999P0	9	9

Williamsport Hosp-PA

WILLIAMSPORT

Family Practice	1673120C0	6	5
-----------------	-----------	---	---

Wyoming Valley-PA

KINGSTON

Family Practice	2992120C0	4	4
-----------------	-----------	---	---

York Hospital-PA

YORK

Emergency Medicine	1674110C0	10	10
Family Practice	1674120C0	7	3
Internal Medicine	1674140C0	4	4
Medicine-Preliminary	1674140P0	3	3
Obstetrics-Gynecology	1674220C0	3	3
General Surgery	1674440C0	3	3
Surgery-Preliminary	1674440P0	2	2
Transitional	1674999P0	5	5

PUERTO RICO

Damas Hospital-PR

PONCE

Internal Medicine	2039140C0	6	1
-------------------	-----------	---	---

Hosp Episcopal San Lucas-PR

PONCE

Internal Medicine	2101140C0	5	4
Pediatrics	2101320C0	5	2
Transitional	2101999P0	12	12

San Juan VA Med Ctr-PR

SAN JUAN

Internal Medicine	3012140C0	14	14
Medicine-Preliminary	3012140P0	2	2
Phys Medicine & Rehab	3012340C0	2	2
General Psychiatry	3012400C0	3	3

Univ of Puerto Rico

SAN JUAN

Anesthesiology	1116040C0	7	7
Dermatology	1116080A0	1	1
Emergency Medicine	1116110C0	10	10
Family Practice	1116120C0	8	8
Internal Medicine	1116140C0	13	13
Neurology	1116180C0	3	3
Obstetrics-Gynecology	1116220C0	4	4
Orthopaedic Surgery	1116260C0	4	4
Pathology	1116300C0	2	1
Pediatrics	1116320C0	12	12
Phys Medicine & Rehab	1116340C0	3	3
Psychiatry	1116400C0	4	4
Radiology-Diagnostic	1116420A0	4	4

Match Outcome for All Institutions by State 2003

Page 37 of 44

	CODE	QUOTA MATCHED			CODE	QUOTA MATCHED	
General Surgery	1116440C0	4	4	Surgery-Preliminary	1683440P0	2	0
Surgery-Preliminary	1116440P0	6	2	Medicine-Pediatrics	1683700C0	4	3
QUEBEC				McLeod Reg Med Ctr-SC			
McGill University-PQ				FLORENCE			
MONTREAL				Family Practice	2032120C0	7	7
Orthopaedic Surgery	2035260C0	2	2	Medical University of SC			
RHODE ISLAND				CHARLESTON			
Brown U Int Med Res-RI				Anesthesiology	1680040C0	7	7
PROVIDENCE				Dermatology	1680080A0	2	2
Internal Medicine	1670140C0	29	29	Internal Medicine	1680140C0	22	22
Medicine-Preliminary	1670140P0	11	11	Medicine-Preliminary	1680140P0	4	4
Brown Univ Psych Res-RI				Psychiatry-Neurology	1680180C0	1	0
PROVIDENCE				Obstetrics-Gynecology	1680220C0	5	5
Psychiatry	3170400C0	10	10	Orthopaedic Surgery	1680260C0	3	3
Memorial Hosp-RI				Pathology	1680300C0	5	5
PAWTUCKET				Pediatrics	1680320C0	12	12
Family Practice	1676120C0	13	10	Phys Medicine & Rehab	1680340A0	2	0
Medicine-Primary	1676140M0	5	5	Psychiatry	1680400C0	10	10
Rhode Island Hosp/Brown U				Radiology-Diagnostic	1680420A0	3	3
PROVIDENCE				Radiology-Diagnostic	1680420C0	3	3
Dermatology	1677080A0	3	3	General Surgery	1680440C0	4	4
Emergency Medicine	1677110C0	12	12	Surgery-Preliminary	1680440P0	14	5
Medicine-Primary	1677140M0	10	10	Medicine-Pediatrics	1680700C0	2	2
Orthopaedic Surgery	1677260C0	5	5	Medicine-Psychiatry	1680715C0	2	2
Pathology	1677300C0	1	1	Palmetto Richland Mem-SC			
Pediatrics	1677320C0	16	16	COLUMBIA			
Plastic Surgery	1677360C0	2	2	Emergency Medicine	1681110C0	9	9
Radiology-Diagnostic	1677420A0	6	6	Family Practice	1681120C0	10	6
General Surgery	1677440C0	5	5	Internal Medicine	1681140C0	10	10
Surgery-Preliminary	1677440P0	8	6	Medicine-Preliminary	1681140P0	2	2
Medicine-Pediatrics	1677700C0	4	4	Obstetrics-Gynecology	1681220C0	4	3
Peds/Psych/Child Psych	1677730C0	3	3	Orthopaedic Surgery	1681260C0	2	0
Roger Williams Hosp-RI				Pediatrics	1681320C0	9	9
PROVIDENCE				Psychiatry	1681400C0	6	6
Dermatology	1678080A0	2	2	General Surgery	1681440C0	3	3
Internal Medicine	1678140C0	10	10	Surgery-Preliminary	1681440P0	2	0
Medicine-Preliminary	1678140P0	7	7	Self Regional Healthcare-SC			
Womens & Infants Hosp-RI				GREENWOOD			
PROVIDENCE				Family Practice	2033120C0	9	9
Obstetrics-Gynecology	2793220C0	7	7	Spartanburg Reg Hlth-SC			
SOUTH CAROLINA				SPARTANBURG			
Anderson Area Med Ctr-SC				Family Practice	1685120C0	12	12
ANDERSON				General Surgery	1685440C0	2	2
Family Practice	3017120C0	8	6	Surgery-Preliminary	1685440P0	3	1
Seneca Lakes FP/Anderson	3017120C1	2	2	Transitional	1685999P0	6	6
Greenville Hosp Sys-SC				Trident Medical Center-SC			
GREENVILLE				CHARLESTON			
Family Practice	1683120C0	6	1	Family Practice	2056120C0	11	5
Internal Medicine	1683140C0	10	9	SOUTH DAKOTA			
Obstetrics-Gynecology	1683220C0	4	4	Rapid City Reg Hosp-SD			
Orthopaedic Surgery	1683260C0	3	3	RAPID CITY			
Pediatrics	1683320C0	8	8	Family Practice	1177120C0	7	2
General Surgery	1683440C0	3	3	Sioux Falls Fam Prac-SD			
				SIOUX FALLS			
				Family Practice	2979120C0	9	9
				U South Dakota SOM			
				SIOUX FALLS			
				Internal Medicine	2805140C0	8	8

Match Outcome for All Institutions by State 2003

Page 38 of 44

				Page 38 of 44				
	CODE	QUOTA MATCHED			CODE	QUOTA MATCHED		
Medicine-Preliminary	2805140P0	2	2	U Tennessee COM-Memphis MEMPHIS	Anesthesiology	1844040A0	4	4
Pathology	2805300C0	1	0		Dermatology	1844080C0	2	2
Psychiatry	2805400C0	4	3		Family Prac/St. Francis	1844120C0	6	2
Transitional	2805999P0	6	6		Family Prac/Jackson	1844120C1	8	3
					Family Prac/Tipton	1844120C3	3	2
					Internal Medicine	1844140C0	16	8
					Medicine-Primary	1844140M0	1	1
					Medicine-Preliminary	1844140P0	10	10
					Obstetrics-Gynecology	1844220C0	10	7
					Orthopaedic Surgery	1844260C0	8	8
					Pathology	1844300C0	3	1
					Pediatrics	1844320C0	15	15
					Psychiatry	1844400C0	4	4
					Radiology-Diagnostic	1844420A0	1	1
					Radiology-Diagnostic	1844420C0	3	3
					General Surgery	1844440C0	8	8
					Surgery-Preliminary	1844440P0	9	9
					Medicine-Pediatrics	1844700C0	9	8
TENNESSEE				U TN/Baptist-Nashville NASHVILLE				
Baptist Mem Hosp-TN MEMPHIS				Internal Medicine	1699140C0	4	4	
Radiology-Diagnostic	1694420A0	6	6	Medicine-Preliminary	1699140P0	2	0	
East Tennessee St Univ JOHNSON CITY				Vanderbilt Univ Med-TN NASHVILLE				
Fam Prac/Johnson City	2066120C1	4	2	Anesthesiology	1702040A0	3	2	
Family Prac/Bristol	2066120C2	6	3	Anesthesiology	1702040C0	10	9	
Family Prac/Kingsport	2066120C3	5	3	Dermatology	1702080A0	3	3	
Internal Medicine	2066140C0	8	8	Emergency Medicine	1702110C0	7	7	
Medicine-Preliminary	2066140P0	5	5	Internal Medicine	1702140C0	32	32	
Obstetrics-Gynecology	2066220C0	3	3	Medicine-Preliminary	1702140P0	5	5	
Pathology	2066300C0	1	0	Obstetrics-Gynecology	1702220C0	6	6	
Pediatrics	2066320C0	5	3	Orthopaedic Surgery	1702260C0	4	4	
Psychiatry	2066400C0	5	2	Pathology	1702300C0	5	5	
General Surgery	2066440C0	4	4	Pediatrics	1702320C0	24	24	
Surgery-Preliminary	2066440P0	4	1	Psychiatry	1702400C0	7	6	
Medicine-Psychiatry	2066715C0	2	1	Radiology-Diagnostic	1702420A0	7	7	
Meharry/Metro General-TN NASHVILLE				Radiation Oncology	1702430A0	1	1	
Family Practice	1028120C0	6	3	General Surgery	1702440C0	7	7	
Internal Medicine	1028140C0	12	10	Surgery-Preliminary	1702440P0	16	16	
Occupational Medicine	1028380C0	2	0	Medicine-Pediatrics	1702700C0	4	4	
Prev Med/Public Health	1028380C1	1	0					
Psychiatry	1028400C0	3	2					
Methodist Hospital-TN MEMPHIS				TEXAS				
Radiology-Diagnostic	1696420C0	3	3	Austin Med Educ Progs-TX AUSTIN				
Transitional	1696999P0	9	9	Family Practice	1704120C0	7	5	
U Tenn Grad SOM-Knoxville KNOXVILLE				Internal Medicine	1704140C0	9	9	
Anesthesiology	1839040A0	6	3	Internal Medicine	1704140P0	3	3	
Family Practice	1839120C0	10	7	Pediatrics	1704320C0	10	10	
Internal Medicine	1839140C0	8	6	Transitional	1704999P0	6	6	
Obstetrics-Gynecology	1839220C0	3	3	Austin State Hosp-TX AUSTIN				
Pathology	1839300C0	3	3	Psychiatry	2010400C0	4	4	
Radiology-Diagnostic	1839420A0	5	5	Baylor Coll Med-Houston-TX HOUSTON				
General Surgery	1839440C0	4	4	Anesthesiology	1716040A0	4	4	
Surgery-Preliminary	1839440P0	1	1	Anesthesiology	1716040C0	7	7	
Transitional	1839999P0	6	5	Dermatology	1716080A0	4	4	
Trans/Anesthesia P	1839999P1	2	2	Fam Prac/Com Hlth Ctr	1716120C0	6	6	
Trans/Radiology P	1839999P2	1	1					
U Tennessee COM-Chatta CHATTANOOGA								
Family Practice	1689120C0	6	5					
Internal Medicine	1689140C0	5	1					
Obstetrics-Gynecology	1689220C0	3	3					
Orthopaedic Surgery	1689260C0	2	2					
Pediatrics	1689320C0	6	6					
General Surgery	1689440C0	4	4					
Surgery-Preliminary	1689440P0	4	0					
Transitional	1689999P0	6	6					

Match Outcome for All Institutions by State 2003

Page 39 of 44
CODE QUOTA MATCHED

	CODE	QUOTA	MATCHED
Fam Prac/Kelsey-Seybld	1716120C1	6	6
Internal Medicine	1716140C0	44	44
Medicine-Preliminary	1716140P0	12	10
Obstetrics-Gynecology	1716220C0	12	12
Orthopaedic Surgery	1716260C0	5	5
Pathology	1716300C0	5	5
Pediatrics	1716320C0	36	36
Phys Medicine & Rehab	1716340A0	9	9
Surgery-Plastic Surg	1716360C0	2	2
Psychiatry	1716400C0	10	10
Radiology-Diagnostic	1716420A0	7	7
Radiation-Oncology	1716430A0	2	2
General Surgery	1716440C0	8	8
Surgery-Preliminary	1716440P0	11	10
Medicine-Pediatrics	1716700C0	8	8
Transitional	1716999P0	17	17

Baylor U Med Ctr-Dallas-TX

DALLAS

Internal Medicine	1706140C0	9	9
Medicine-Preliminary	1706140P0	2	2
Obstetrics-Gynecology	1706220C0	4	4
Pathology	1706300C0	4	3
Phys Medicine & Rehab	1706340A0	3	3
Radiology-Diagnostic	1706420A0	2	2
Radiology-Diagnostic	1706420C0	5	5
General Surgery	1706440C0	8	8
Surgery-Preliminary	1706440P0	5	5

Baylor/Garland Fam Md-TX

GARLAND

Family Practice	1223120C0	6	0
-----------------	-----------	---	---

Christus Santa Rosa-TX

SAN ANTONIO

Family Practice	1304120C0	7	7
-----------------	-----------	---	---

Christus Spohn Mem Hosp-TX

CORPUS CHRISTI

Family Practice	1705120C0	12	12
-----------------	-----------	----	----

Christus St Joseph Hosp-TX

HOUSTON

Family Practice	1718120C0	8	5
Obstetrics-Gynecology	1718220C0	4	4
General Surgery	1718440C0	3	3
Surgery-Preliminary	1718440P0	4	2
Transitional	1718999P0	12	12

Conroe Family Prac-TX

CONROE

Family Practice	1502120C0	7	7
-----------------	-----------	---	---

Driscoll Childrens Hosp-TX

CORPUS CHRISTI

Pediatrics	1703320C0	7	4
------------	-----------	---	---

Fam Prac Brazos Valley-TX

BRYAN

Family Practice	1713120C0	7	1
-----------------	-----------	---	---

John Peter Smith Hosp-TX

FORT WORTH

Family Practice	1711120C0	23	22
Obstetrics-Gynecology	1711220C0	4	4
Orthopaedic Surgery	1711260C0	3	3
Psychiatry	1711400C0	4	4
Trans/Anesthesia	1711999P0	0	0
Transitional	1711999P1	12	12

McAllen Family Practice-TX

MCALLEN

Family Practice	3072120C0	6	3
-----------------	-----------	---	---

McLennan Co Fam Prac-TX

WACO

Family Practice	1735120C0	12	12
-----------------	-----------	----	----

Memorial Fam Prac Res-TX

HOUSTON

Family Practice	1785120C0	16	11
-----------------	-----------	----	----

Methodist Hosps of Dallas-TX

DALLAS

Trans/Anesthesia	1707040P0	3	3
Family Practice	1707120C0	6	2
Internal Medicine	1707140C0	6	3
Obstetrics-Gynecology	1707220C0	3	3
General Surgery	1707440C0	1	1
Surgery-Preliminary	1707440P0	4	4

Presbyterian Hosp-TX

DALLAS

Internal Medicine	1719140C0	5	1
Medicine-Preliminary	1719140P0	7	7

San Jacinto Meth Hosp-TX

BAYTOWN

Family Practice	2060120C0	8	8
-----------------	-----------	---	---

St Paul Medical Ctr-TX

DALLAS

Family Practice	1709120C0	4	3
Internal Medicine	1709140C0	6	6
Medicine - Preliminary	1709140P0	1	1
Obstetrics-Gynecology	1709220C0	3	1

TX A & M-Scott & White

TEMPLE

Anesthesiology	1725040C0	6	6
Emergency Medicine	1725110C0	6	6
Family Practice	1725120C0	5	3
Internal Medicine	1725140C0	12	12
Medicine-Preliminary	1725140P0	4	4
Obstetrics-Gynecology	1725220C0	4	4
Ophthalmology-Prelim	1725240P0	3	2
Orthopaedic Surgery	1725260C0	3	3
Pathology	1725300C0	3	1
Pediatrics	1725320C0	6	6
Surgery-Plastic Surg	1725360C0	1	1
Psychiatry	1725400C0	4	4
Radiology-Diagnostic	1725420C0	5	5
General Surgery	1725440C0	4	4
Medicine-Pediatrics	1725700C0	3	3

TX Tech U Affil-Amarillo

AMARILLO

Family Practice	2993120C0	6	5
Internal Medicine	2993140C0	8	8
Medicine-Preliminary	2993140P0	4	1
Obstetrics-Gynecology	2993220C0	3	0
Pediatrics	2993320C0	4	4
Internal Medicine/Pediatrics	2993700C0	2	2

TX Tech U Affil-El Paso

EL PASO

Anesthesiology	1710040A0	1	0
Anesthesiology R	1710040R0	1	0
Emergency Medicine	1710110C0	8	8

Match Outcome for All Institutions by State 2003

Page 40 of 44

	CODE	QUOTA MATCHED			CODE	QUOTA MATCHED	
Family Practice	1710120C0	4	4	Radiology-Diagnostic	2923420A0	12	12
Internal Medicine	1710140C0	4	4	General Surgery	2923440C0	6	6
Obstetrics-Gynecology	1710220C0	4	4	Surgery-Preliminary	2923440P0	3	3
Pediatrics	1710320C0	6	6	Transitional	2923999P0	13	12
Psychiatry	1710400C0	1	0	U Texas-M D Anderson-TX			
General Surgery	1710440C0	3	3	HOUSTON			
Surgery-Preliminary	1710440P0	2	0	Radiation-Oncology	1004430A0	5	5
Transitional	1710999P0	6	6	U TX Health Center-Tyler			
TX Tech U Affil-Lubbock				TYLER			
LUBBOCK				Family Practice	3626120C0	7	7
Anesthesiology	2973040C0	4	3	U TX Med Branch-Galveston			
Dermatology	2973080A0	3	3	GALVESTON			
Family Practice	2973120C0	8	8	Anesthesiology	1714040C0	12	12
Family Practice-Abilene Rural	2973120C1	2	0	Dermatology	1714080A0	2	2
Internal Medicine	2973140C0	7	7	Fam Practice/Galveston	1714120C0	8	2
Medicine-Preliminary	2973140P0	2	2	Internal Medicine	1714140C0	29	29
Obstetrics-Gynecology	2973220C0	3	3	Medicine-Preliminary	1714140P0	7	7
Orthopaedic Surgery	2973260C0	2	2	Neurological Surgery	1714160C0	1	1
Pathology	2973300C0	2	2	Obstetrics-Gynecology	1714220C0	8	8
Pediatrics	2973320C0	6	1	Orthopaedic Surgery	1714260C0	4	4
Psychiatry	2973400C0	2	0	Pathology	1714300C0	4	4
General Surgery	2973440C0	3	3	Pediatrics	1714320C0	13	9
Surgery-Preliminary	2973440P0	3	1	Surgery-Plastic Surg	1714360C0	3	3
TX Tech U Affil-Odessa				Psychiatry	1714400C0	5	4
ODESSA				Psychiatry-Child Psych	1714400C1	1	1
Family Practice	3124120C0	6	4	Radiology-Diagnostic	1714420A0	5	5
Internal Medicine	3124140C0	8	6	General Surgery	1714440C0	4	4
Obstetrics-Gynecology	3124220C0	2	2	Surgery-Preliminary	1714440P0	3	3
U Texas HSC-San Antonio				Medicine-Pediatrics	1714700C0	4	4
SAN ANTONIO				U TX SW Med Sch-Dallas			
Anesthesiology	1722040A1	2	2	DALLAS			
Anesthesiology	1722040C0	8	8	Anesthesiology	2835040A0	7	7
Family Practice	1722120C0	12	12	Anesthesiology	2835040C0	8	8
Internal Medicine	1722140C0	24	24	Emergency Medicine	2835110C0	16	16
Internal Med/RAHC-Harlingen	1722140C1	4	4	Family Practice	2835120C0	5	3
Medicine-Preliminary	1722140P0	13	13	Internal Medicine	2835140C0	48	48
Obstetrics-Gynecology	1722220C0	6	6	Internal Medicine	2835140P0	5	5
Orthopaedic Surgery	1722260C0	6	6	Neurological Surgery	2835160C0	2	1
Pathology	1722300C0	2	2	Obstetrics-Gynecology	2835220C0	16	16
Pediatrics	1722320C0	14	14	Ophthalmology	2835240C0	3	0
Phys Medicine & Rehab	1722340C0	6	6	Orthopaedic Surgery	2835260C0	6	6
Psychiatry	1722400C0	8	7	Pathology	2835300C0	8	8
Radiology-Diagnostic	1722420A0	6	6	Clinical Pathology	2835300C1	2	2
General Surgery	1722440C0	5	5	Pediatrics	2835320C0	28	28
Surgery-Preliminary	1722440P0	16	7	Phys Medicine & Rehab	2835340A0	7	7
U Texas Med Sch-Houston				Plastic Surgery	2835360C0	3	3
HOUSTON				Psychiatry	2835400C0	12	12
Anesthesiology	2923040A0	10	10	Radiology-Diagnostic	2835420A0	6	6
Anesthesiology	2923040C0	10	10	Radiology-Diagnostic	2835420C0	6	6
Dermatology	2923080A0	4	4	General Surgery	2835440C0	13	13
Emergency Medicine	2923110C0	10	10	Surgery-Preliminary	2835440P0	1	1
Family Practice HH/LBJ	2923120C0	11	8	Valley Baptist Med Ctr-TX			
Internal Medicine	2923140C0	30	30	HARLINGEN			
Medicine-Preliminary	2923140P0	11	11	Family Practice	1235120C0	5	5
Med Prelim/Rad Oncology	2923140P1	2	1	Wichita Falls Family-TX			
Ob/Gyn-Hh B Program	2923220C0	6	6	WICHITA FALLS			
Ob/Gyn-LBJ A Program	2923220C1	5	5	Family Practice	3088120C0	8	8
Orthopaedic Surgery	2923260C0	3	3				
Pathology	2923300C0	5	5				
Pediatrics	2923320C0	21	21				
Phys Medicine & Rehab	2923340A0	4	4				
Psychiatry	2923400C0	8	8				

Match Outcome for All Institutions by State 2003

Page 41 of 44
CODE QUOTA MATCHED

UTAH

LDS Hospital-UT

SALT LAKE CITY

Transitional	1729999P0	10	10
--------------	-----------	----	----

McKay-Dee Hosp Ctr-UT

OGDEN

Family Practice	1736120C0	6	6
-----------------	-----------	---	---

St Marks Family Med-UT

SALT LAKE CITY

Family Practice	1730120C0	4	4
-----------------	-----------	---	---

U Utah Affil Hospitals

SALT LAKE CITY

Anesthesiology	1732040A0	10	10
Dermatology	1732080A0	2	2
Family Practice	1732120C0	12	8
Internal Medicine	1732140C0	24	24
Medicine-Preliminary	1732140P0	13	13
Med-Prel/Ophthalmology	1732140P1	3	3
Neurological Surgery	1732160C0	3	3
Neurology	1732180C0	3	3
Obstetrics-Gynecology	1732220C0	5	5
Orthopaedic Surgery	1732260C0	4	4
Otolaryngology	1732280C0	2	2
Pathology - AP/CP Combined	1732300C0	3	3
Pathology - CP only	1732300C1	1	0
Pediatrics	1732320C0	14	14
Phys Medicine & Rehab	1732340A0	2	2
Psychiatry	1732400C0	5	5
Radiology-Diagnostic	1732420A0	5	5
Radiation-Oncology	1732430A0	1	1
General Surgery	1732440C0	6	6
Surgery-Preliminary	1732440P0	1	1
Urology	1732480C0	2	1
Medicine-Pediatrics	1732700C0	2	2
Peds/Psych/Child Psych	1732730C0	2	2

Utah Valley Fam Prac

PROVO

Family Practice	1215120C0	6	6
-----------------	-----------	---	---

VERMONT

UVM/Fletcher Allen-VT

BURLINGTON

Anesthesiology	1734040A0	4	4
Dermatology	1734080A0	1	1
Family Practice	1734120C0	6	6
Internal Medicine	1734140C0	3	3
Medicine-Primary	1734140M0	3	3
Medicine-Preliminary	1734140P0	13	9
Med-Prelim-Derm	1734140P1	0	0
Obstetrics-Gynecology	1734220C0	3	3
Orthopaedic Surgery	1734260C0	3	3
Pathology	1734300C0	3	3
Pediatrics	1734320C0	6	6
Psychiatry	1734400C0	4	3
Radiology-Diagnostic	1734420A0	3	3
General Surgery	1734440C0	3	3
Surgery-Preliminary	1734440P0	5	3

VIRGINIA

Carilion Health System-VA

ROANOKE

Family Practice	1748120C0	7	7
Obstetrics-Gynecology	1748220C0	3	3
General Surgery	1748440C0	3	3
Surgery-Preliminary	1748440P0	3	2
Transitional	1748999P0	12	12

Chippenham Med Ctr-VA

RICHMOND

Family Practice	3045120C0	6	5
-----------------	-----------	---	---

Eastern VA Med School-VA

NORFOLK

Emergency Medicine	2980110C0	9	9
Family Prac/Portsmouth	2980120C0	6	5
Family Practice/Ghent	2980120C1	5	3
Internal Medicine	2980140C0	6	5
Medicine-Preliminary	2980140P0	15	14
Obstetrics-Gynecology	2980220C0	4	4
Pathology	2980300C0	1	0
Pediatrics	2980320C0	16	16
Phys Medicine & Rehab	2980340A0	3	3
Psychiatry	2980400C0	4	2
Radiology-Diagnostic	2980420A0	4	4
General Surgery	2980440C0	4	4
Surgery-Preliminary	2980440P0	3	3
Medicine-Family Prac	2980740C0	3	3

Fairfax Fam Prac Ctr-VA

FAIRFAX

Family Practice	1733120C0	8	3
-----------------	-----------	---	---

INOVA Fairfax Hospital-VA

FALLS CHURCH

Pediatrics	3199320C0	9	9
Surgery-General	3199440C0	3	3

Lynchburg Fam Prac-VA

LYNCHBURG

Family Practice	3065120C0	4	4
-----------------	-----------	---	---

Riverside Reg Med Ctr-VA

NEWPORT NEWS

Family Practice	1739120C0	12	7
Obstetrics & Gynecology	1739220C0	3	3
Transitional	1739999P0	12	12

U VA Roanoke-Salem Prog

ROANOKE

Internal Medicine	1750140C0	3	3
Medicine-Preliminary	1750140P0	6	2
Psychiatry	1750400C0	2	2
Medicine-Psychiatry	1750715C0	1	1

University of Virginia

CHARLOTTESVILLE

Anesthesiology	1737040A0	7	1
Anesthesiology	1737040C0	8	7
Dermatology	1737080A0	2	2
Emergency Medicine	1737110C0	9	9
Family Practice	1737120C0	8	8
Internal Medicine	1737140C0	25	25
Medicine-Primary	1737140M0	4	4
Medicine-Preliminary	1737140P0	6	6
Obstetrics-Gynecology	1737220C0	5	5

Match Outcome for All Institutions by State 2003

Page 42 of 44

	CODE	QUOTA	MATCHED		CODE	QUOTA	MATCHED
Orthopaedic Surg/5 Yr	1737260C0	4	4	Group Health Coop-WA			
Orthopaedic Surg/6 Yr	1737260C1	1	1	SEATTLE			
Pathology	1737300C0	4	4	Family Practice	1811120C0	5	5
Pediatrics	1737320C0	11	11	Internal Med Spokane-WA			
Phys Medicine & Rehab	1737340A0	2	2	SPOKANE			
Phys Medicine & Rehab	1737340C0	2	2	Medicine-Primary	3092140C0	6	6
Plastic Surgery	1737360C0	1	1	Prov St Peter Hosp-WA			
Psychiatry	1737400C0	6	5	OLYMPIA			
Radiology-Diagnostic	1737420A0	6	6	Family Practice	3198120C0	6	6
Radio-Diag/Research	1737420A1	1	1	Sacred Heart Med Ctr-WA			
Rad-Diag Vasc Interv	1737420A2	1	1	SPOKANE			
Radiation-Oncology	1737430A0	1	1	Radiology-Diagnostic	1758420C0	2	2
Gen Surgery/Five Years	1737440C0	4	4	Transitional	1758999P0	8	8
Surgery-Preliminary	1737440P0	12	11	Swedish Med Center-WA			
Surg-Prelim/Non-Desig	1737440P1	3	1	SEATTLE			
Medicine-Psychiatry	1737715C0	3	3	Family Practice/First Hill	1755120C0	6	6
VCU-Shenandoah Valley-VA				Family Practice/Dntwn	1755120C1	2	2
FRONT ROYAL				Family Practice/45th	1755120C2	2	2
Family Practice	1742120C0	4	2	Family Practice/Providence	1755120C3	4	2
Virginia Commonwealth U Hlth Sys				Family Practice/SeaMar	1755120C4	2	0
RICHMOND				Family Practice/SIHB	1755120C5	2	2
Anesthesiology	1743040C0	8	8	General Surgery	1755440C0	2	2
Emergency Medicine	1743110C0	8	5	Surgery-Preliminary	1755440P0	2	0
Family Prac/Hanover	1743120C0	6	2	Tacoma Family Med-WA			
Family Prac/Blackstone	1743120C1	6	1	TACOMA			
Internal Medicine	1743140C0	17	16	Family Practice	3086120C0	5	5
Int Med/Women'S Health	1743140C1	4	4	Fam Prac Sat/Puyallup	3086120C1	2	2
Medicine-Primary	1743140M0	3	3	U Washington Affil Hosps			
Medicine-Preliminary	1743140P0	26	18	SEATTLE			
Obstetrics-Gynecology	1743220C0	5	5	Anesthesiology	1918040A0	12	12
Orthopaedic Surgery	1743260C0	4	4	Anesthesiology-Clin Base Yr	1918040C0	4	4
Pathology	1743300C0	4	4	Dermatology	1918080A0	3	3
Pediatrics	1743320C0	15	9	Emergency Medicine	1918110C0	4	4
Phys Medicine & Rehab	1743340A0	5	5	Family Practice	1918120C0	6	6
Psychiatry	1743400C0	9	9	Family Prac/Harborview	1918120C1	2	2
Radiology-Diagnostic	1743420A0	9	9	Internal Medicine	1918140C0	30	30
Radiation-Oncology	1743430A0	4	4	Medicine-Primary	1918140M0	10	10
General Surgery	1743440C0	5	5	Med-Primary/Boise	1918140M1	10	10
Surgery-Preliminary	1743440P0	3	1	Medicine-Preliminary	1918140P0	10	8
Surgery-Plastic Surg	1743440P1	1	1	Neurological Surgery	1918160C0	2	2
Medicine-Pediatrics	1743700C0	6	1	Neurology	1918180C0	5	4
WASHINGTON				Obstetrics-Gynecology	1918220C0	6	6
Central WA Family Med				Orthopaedic Surgery	1918260C0	6	6
YAKIMA				Pathology	1918300C0	3	3
Family Practice	3059120C0	7	4	Clinical Pathology	1918300C2	2	2
Deaconess Med Ctr-WA				Pediatrics	1918320C0	24	24
SPOKANE				Phys Medicine & Rehab	1918340A0	5	5
Transitional	1757999P0	8	8	Phys Medicine & Rehab	1918340C0	3	3
Fam Med SW Washington				Plastic Surgery	1918360C0	2	2
VANCOUVER				Psychiatry	1918400C0	8	8
Family Practice	1143120C0	5	2	Psychiatry/Spokane	1918400C1	2	2
Family Med Spokane-WA				Radiology-Diagnostic	1918420A0	7	7
SPOKANE				Radiology-Diagnostic	1918420C0	3	3
Family Practice	2943120C0	7	7	Radiology-Diagnostic R	1918420R0	2	0
Fam Prac/A-Rural Track	2943120C1	1	1	Radiation-Oncology	1918430A0	2	2
Fam Prac/B-Rural Track	2943120C2	1	1	General Surgery	1918440C0	6	6
				Surgery-Preliminary	1918440P0	5	0
				Urology	1918480C0	2	2
				Valley Med Ctr-WA			
				RENTON			
				Family Practice	3132120C0	8	8

Match Outcome for All Institutions by State 2003

Page 43 of 44

	CODE	QUOTA MATCHED	
Virginia Mason Hosp-WA			
SEATTLE			
Anesthesiology	1756040A0	3	3
Anesthesiology	1756040C0	4	4
Internal Medicine	1756140C0	4	4
Medicine-Primary	1756140M0	1	1
Medicine-Preliminary	1756140P0	10	10
Radiology-Diagnostic	1756420A0	1	1
Radiology-Diagnostic	1756420C0	2	2
General Surgery	1756440C0	4	4
Surgery-Preliminary	1756440P0	6	2
Transitional	1756999P0	6	6

WEST VIRGINIA

Marshall Univ SOM-WV HUNTINGTON

Family Practice	3066120C0	6	6
Internal Medicine	3066140C0	10	10
Medicine-Preliminary	3066140P0	5	3
Obstetrics-Gynecology	3066220C0	3	3
Pediatrics	3066320C0	4	2
General Surgery	3066440C0	3	3
Surgery-Preliminary	3066440P0	3	1
Medicine-Pediatrics	3066700C0	2	0

United Hospital Ctr-WV CLARKSBURG

Family Practice	2985120C0	4	2
-----------------	-----------	---	---

Wheeling Hospital-WV

WHEELING

Family Practice	1770120C0	6	3
-----------------	-----------	---	---

WV Univ Hosp-Morgantown MORGANTOWN

Anesthesiology	1837040C0	4	4
Emergency Medicine	1837110C0	6	6
Family Practice	1837120C0	5	5
Fam Prac/B-Rural Track	1837120C1	4	2
Internal Medicine	1837140C0	12	12
Medicine-Primary	1837140M0	0	0
One Year	1837140P0	3	3
Obstetrics-Gynecology	1837220C0	2	1
Orthopaedic Surgery	1837260C0	3	3
Pathology	1837300C0	1	0
Pediatrics	1837320C0	5	5
Psychiatry	1837400C0	2	2
Radiology-Diagnostic	1837420A0	3	3
General Surgery	1837440C0	3	3
Surgery-Preliminary	1837440P0	5	4
Medicine-Pediatrics	1837700C0	4	4
Medicine-Psychiatry	1837715C0	2	0
Psychiatry/Family Practice	1837720C0	2	0

WVU-Charleston Area MC CHARLESTON

Family Practice	1902120C0	3	3
Internal Medicine	1902140C0	5	5
Medicine-Preliminary	1902140P0	4	2
Obstetrics-Gynecology	1902220C0	3	3
Pediatrics	1902320C0	5	1
Psychiatry	1902400C0	2	2
General Surgery	1902440C0	3	3

Surgery-Preliminary	1902440P0	4	4
Medicine-Pediatrics	1902700C0	1	1
Medicine-Psychiatry	1902715C0	2	2

WISCONSIN

Aurora Health Care/ASMC-WI

MILWAUKEE

Internal Medicine	1787140C0	12	12
Obstetrics-Gynecology	1787220C0	3	1

Gundersen Lutheran-WI

LA CROSSE

Internal Medicine	1774140C0	5	3
General Surgery	1774440C0	2	2
Transitional	1774999P0	10	10

La Crosse-Mayo-WI

LA CROSSE

Family Practice	3035120C0	6	6
Fam Prac/Rtt Prairie	3035120C1	1	0
Fam Prac/Rtt Mauston	3035120C2	1	0

Marshfield/St Josephs-WI

MARSHFIELD

Dermatology	1780080A0	1	1
Internal Medicine	1780140C0	3	3
Pediatrics	1780320C0	2	2
General Surgery	1780440C0	2	2
Medicine-Pediatrics	1780700C0	2	2
Transitional	1780999P0	4	4

Med Coll Wisconsin Aff Hosps

MILWAUKEE

Anesthesiology	1784040A0	14	14
Anesthesiology	1784040C0	6	6
Dermatology	1784080A0	3	3
Emergency Medicine	1784110C0	8	8
Family Prac/Waukesha	1784120C0	7	7
Family Prac/St Michael	1784120C1	6	2
FP/Columbia-St Marys	1784120C2	6	0
Family Prac/Racine	1784120C3	4	0
Internal Medicine	1784140C0	11	11
Medicine/Geriatrics	1784140C1	2	1
Medicine-Primary	1784140M0	0	0
Medicine-Preliminary	1784140P0	13	11
Obstetrics-Gynecology	1784220C0	6	6
Orthopaedic Surgery	1784260C0	5	5
Pathology	1784300C0	4	3
Pediatrics	1784320C0	20	20
Pediatrics-Preliminary	1784320P0	2	2
Phys Medicine & Rehab	1784340A0	3	3
Plastic Surgery	1784360C0	2	2
Psychiatry	1784400C0	5	3
Radiology-Diagnostic	1784420A0	6	6
Radiation Oncology	1784430A0	2	2
General Surgery	1784440C0	6	6
Surgery-Preliminary	1784440P0	2	1
Medicine-Pediatrics	1784700C0	4	2
Psychiatry/Family Medicine	1784720C0	2	0
Medicine-Neurology	1784745C0	1	1

Mercy Health System-WI

JANESVILLE

Family Practice	3722120C0	2	2
-----------------	-----------	---	---

Match Outcome for All Institutions by State 2003

CODE QUOTA MATCHED

St Josephs Reg Med Ctr-WI

MILWAUKEE

Radiology-Diagnostic	1788420C0	3	3
Transitional	1788999P0	7	7

St Lukes Med Ctr-WI

MILWAUKEE

Family Practice	1789120C0	7	6
Fam Prac/Central City	1789120C1	2	2
Radiology-Diagnostic	1789420C0	4	4
Transitional	1789999P0	13	13

U Wisconsin Hosp/Clinics

MADISON

Anesthesiology	1779040A0	1	1
Anesthesiology	1779040C0	9	9
Dermatology	1779080A0	1	1
Internal Medicine	1779140C0	21	21
Medicine-Primary	1779140M0	3	3
Neurological Surgery	1779160C0	1	1
Obstetrics-Gynecology	1779220C0	6	6
Orthopaedic Surgery	1779260C0	5	2
Otolaryngology	1779280C0	2	2
Pathology	1779300C0	3	3
Pediatrics	1779320C0	13	13
Phys Medicine & Rehab	1779340A0	3	1
Phys Medicine & Rehab	1779340C0	0	0
Plastic Surgery	1779360C0	2	2
Psychiatry	1779400C0	8	4
Radiology-Diagnostic	1779420A0	6	6
Radiology-Diagnostic	1779420C0	0	0
Radiation-Oncology	1779430A0	2	2
General Surgery	1779440C0	5	5
Urology	1779480C0	2	2

Univ Wisconsin Med Sch

MADISON

Family Practice/Madison	3001120C0	13	13
Family Prac/Baraboo	3001120C1	1	1
Family Practice/Eau Claire	3001120C2	4	0
Family Prac/EC/Augusta	3001120C3	1	0
Family Prac/Menomone	3001120C4	1	0
Family Prac/Fox Valley	3001120C5	6	4
Family Practice/Wausau	3001120C6	4	1
Family Prac/Wau/Antigo	3001120C7	1	0

WYOMING

Univ Of Wyoming-Casper CASPER

Family Practice

3089120C0 7 4

Univ Of Wyoming-Cheyenne CHEYENNE

Family Practice

2034120C0 6 0