
Results and Data 2004 Match

All rights reserved. Permission to use, copy and/or distribute any documentation and/or related images from this publication shall be expressly obtained from the NRMP.

April 2004

To order additional copies of this publication, please contact:

Association of American Medical Colleges
Customer Service and Order Fulfillment
2450 N Street, NW, Washington, DC 20037
Phone: 202-828-0416 • Fax: 202-828-1123
www.aamc.org/publications

Price
(shipping not included)
\$45.00 - NRMPDATA04

ISBN - 1-57754-034-4

Copyright 2004 National Resident Matching Program. All materials subject to this copyright may be photocopied for the purpose of nonprofit, scientific, or educational advancement.

NATIONAL RESIDENT MATCHING PROGRAM

2450 N Street, NW
Washington, DC 20037-1127

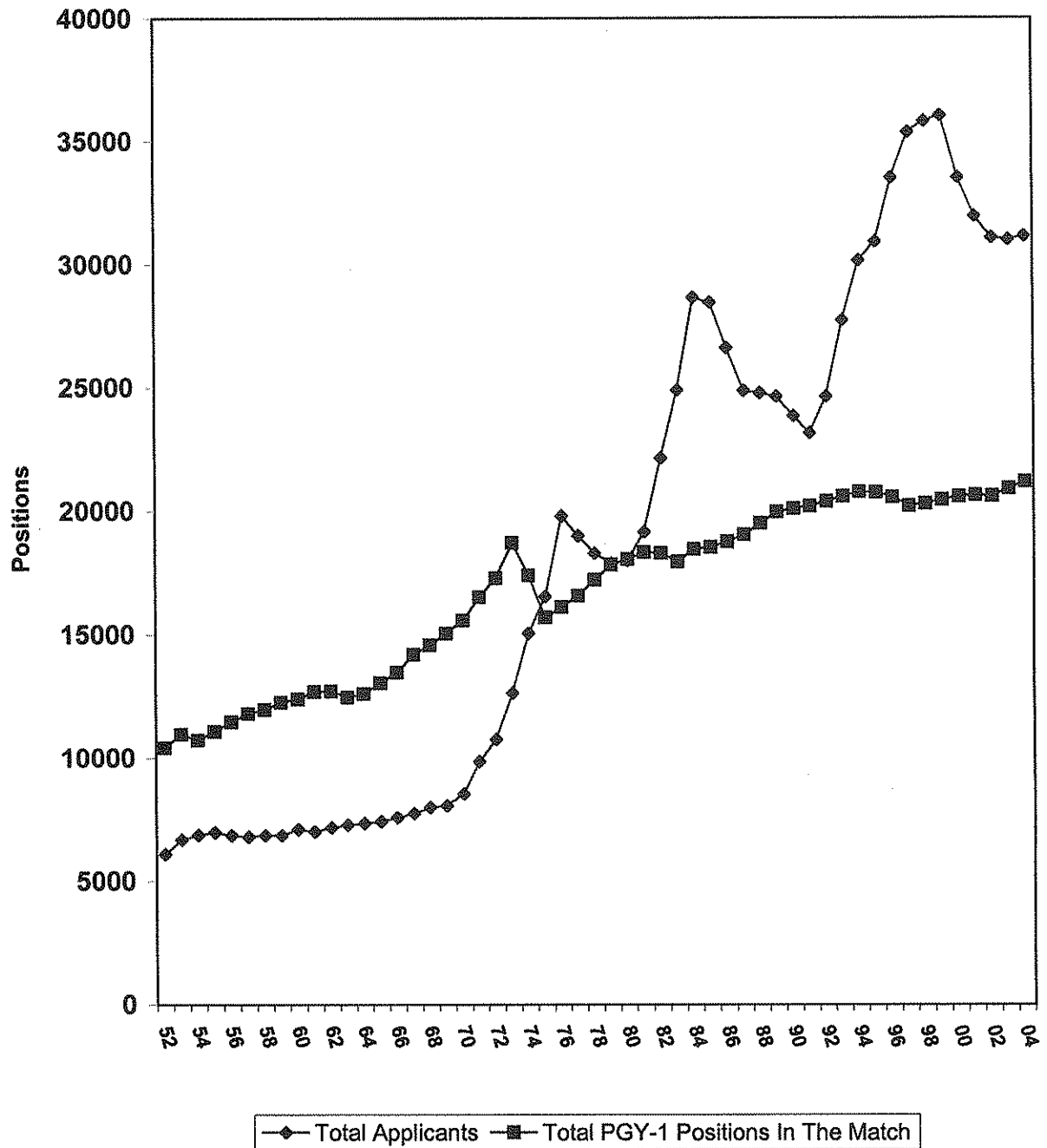
Program Sponsors	American Board of Medical Specialties American Hospital Association American Medical Association Association of American Medical Colleges Council of Medical Specialty Societies	
Officers 2003/2004	President President Designate Secretary/Treasurer Executive Director	James H. Taylor, D. Man. Melissa K. Thomas, M.D., Ph.D. Benson R. Wilcox, M.D. Robert L. Beran, Ph.D.
Board of Directors	American Board of Medical Specialties American Hospital Association American Medical Association Association of American Medical Colleges Council of Medical Specialty Societies	G. Paul DeRosa, M.D. Stephen H. Miller, M.D., M.P.H. James H. Taylor, D.Man. Kathryn M. Lane Melissa K. Thomas, M.D. Ph.D. Frank A. Simon, M.D. Thomas C. Caesario, M.D. Susan A. Kline, M.D. Henry J. Schultz, M.D. Benson R. Wilcox, M.D.
Student Representatives	AAMC Organization of Student Representatives AMA Medical Student Section American Medical Student Association Consortium of Medical Student Organizations	Esteban Gershanik Jeffrey S. Huo Matt Oster Tara Collins
Support	Director Systems Redevelopment Project Manager	Mona M. Signer, M.P.H. Nicole Shortz, M.S.
Systems Consultant	National Matching Services Inc.	Elliott Peranson, M.A.Sc.

April 2004

TABLE OF CONTENTS

National Resident Matching Program	i
Figure 1: Applicants & 1 st Year Positions in the Match 1952-2004	iv
Introduction	1
Table 1: Positions Offered in the Matching Program 1998-2004	3
Figure 2: Non-U.S. Citizen Graduates of Foreign Medical Schools: Active Applicants and Numbers Matched	4
Figure 3: Total Number of Active Applicants and Numbers Matched	4
Table 2: Applicants in the Matching Program 1998-2004	5
Table 3: Ratio of PGY-1 Positions to Active Applicants 1976-2004	7
Table 4: PGY-1 Positions, Active Applicants and Match Rates 1982-2004	9
Table 5: Positions Offered and Filled by U.S. Seniors and All Applicants 2000-2004	11
Table 6: Positions Offered and Percent Filled by U.S. Seniors and All Applicants 2000-2004	13
Table 7: All Applicants Matched to PGY-1 Positions by Specialty 1996-2004	15
Table 8: U.S. Seniors Matched to PGY-1 Positions by Specialty 1996-2004	16
Table 9: Foreign Trained Physicians Matched to PGY-1 Positions by Specialty 1996-2004	17
Table 10a: Programs, Positions Ranked and Filled in 2004 for U.S. Seniors	19
Table 10b: Programs, Positions Ranked and Filled in 2004 for All Applicants	19
Table 11a: U.S. Seniors' Choices for Programs by Specialty 2004 Match	21
Table 11b: Independent Applicants' Choices for Programs by Specialty 2004 Match	21
Table 12a: Match Results for U.S. Seniors Who Chose One Type of Specialty 2004 Match	23
Table 12b: Match Results for Independent Applicants Who Chose One Type of Specialty 2004 Match	25
Table 13a: Matches from U.S. Seniors' Primary Rank Order Lists 1992-2004	27
Table 13b: Matches from Independent Applicants' Primary Rank Order Lists 1992-2004	29
Table 14: Couples in the Match 1987-2004	31
Table 15: PGY-1 Matches by Specialty and Applicant Type 2004 Match	33
Table 16: PGY-2 Matches by Specialty and Applicant Type 2004 Match	35
NRMP Program Results 2004 Match	37
ACGME Specialty Codes	39
Match Outcome for All Institutions by State	41

Figure 1
Applicants & 1st Year Positions In The Match
1952 - 2004



Source: National Resident Matching Program 2004 Match Data

NATIONAL RESIDENT MATCHING PROGRAM

INTRODUCTION

The NRMP was established in 1952 to provide both applicants and residency program directors a fair opportunity to consider their options for appointment, to make reasoned decisions, and to have their decisions announced at a uniform time.

The first match was conducted in 1952 when 10,400 internship positions were available for 6,000 U.S. graduating seniors. By 1973, there were 19,000 positions in the match for just over 10,000 U.S. graduating seniors. Following the demise of internships in 1975, the number of first year post-graduate (PGY-1) positions in the match dropped to 15,700. The number of PGY-1 positions offered gradually increased through the 1994 Match, and then began to decline slowly until 1998. This year, a record high 21,192 positions were offered (Figure 1).

The increase in the total number of applicants since 1952 is more dramatic, starting with 6,000 in 1952 and rising to a high of 36,056 in 1999. After a decline of 5,052 applicants from 1999-2003, the number registered for the 2004 Match increased to 31,140, 136 more than the prior year.

NRMP completed a total re-engineering of the matching process for the 2002 Match. The web-based Registration, Ranking, and Results system (R3) was launched in July 2001. It is completely paperless and allows applicants and programs to complete all match-related activities on-line including:

- registration, with applicants paying their registration fees on-line by credit card or electronic checking;
- rank order list entry; and
- obtaining Match results.

The new system is a user-based system rather than a program-based system, with all participants being assigned a unique ID number, which they will use again in matches in subsequent years. The system also relies almost exclusively on e-mail communications, which allows the NRMP to send messages to participants on short notice.

Beginning in 2002, the NRMP augmented the release of Match results on the web during Match Week with e-mail messages to applicants, program directors, and schools at critical times. In addition, the Registration, Ranking, and Results System (R3) is supported by an expanded pool of servers. Those two changes improved the performance of the application during peak times near the rank order list deadline and during Match Week.

The NRMP is managed by the Association of American Medical Colleges (AAMC). Operations are conducted in the AAMC's Division of Medical School Services and Studies.

Special data requests pertaining to this or prior matches should be directed in writing to:

Mona M. Signer, Director
National Resident Matching Program
2450 N Street NW
Washington, DC 20037-1127
nrmp@aamc.org

TABLES 1 and 2

The 2004 Match was highly successful, with higher program fill rates in most specialties and overall match rates for applicants nearly identical to last year. Tables 1 and 2 illustrate the trends in the numbers of positions and applicants participating in the Match during the past seven years. Many applicants, in addition to U.S. senior medical students, seek residency positions through the NRMP. The data for different categories of applicants are shown in Table 2. U.S. foreign graduates are defined as U.S. citizens who are graduates of foreign medical schools, and non-U.S. foreign graduates are non-U.S. citizen graduates of foreign medical schools.

The total number of positions offered in the 2004 Match was 23,704, an all-time high. The number of PGY-1 positions increased by 284 (1.3 percent), and the number of PGY-2 positions grew by 55 (2.2 percent). The increase can be attributed primarily to 68 (6.7 percent) additional preliminary surgery positions, 59 (1.2 percent) more categorical and 48 (2.6 percent) more preliminary internal medicine positions, 34 (3.4 percent) more psychiatry positions, and 32 (3.0 percent) additional transitional year positions.

The total number of registrants grew in 2004, with 136 more this year than last. The number of non-U.S. citizen foreign graduates increased for the second year in a row, by 185 to a total of 8,796 (Figure 2). The earlier decreases followed shortly after July 1, 1998, when the Educational Commission for Foreign Medical Graduates (ECFMG) required successful completion of the Clinical Skills Assessment (CSA) examination for certification.

Further examination of U.S. citizen and non-U.S. citizen foreign medical graduates who registered for the match but did not actively participate shows that 1,220 were withdrawn because they lacked eligibility for certification by the ECFMG. That number is 493 fewer than were withdrawn in 2003 for the same reason.

The number of U.S. seniors increased for the first time since 1998. There were 136 more U.S. seniors than in 2003, an increase of 0.9 percent. The number of U.S. seniors active in the Match increased to 14,609, 277 more than in 2003. An active applicant is defined as one who submits a rank order list of residency program choices. As in years past, U.S. seniors had the highest match rate. This year, 92.9 percent (13,572) of the U.S. seniors who submitted rank order lists were matched to first-year positions. Adding the 166 seniors who matched to a PGY-2 position but not a PGY-1 position, 94.0 percent of U.S. seniors matched to at least one position.

Although the total number of registrants rose by 136 from 2003 to 2004, the number of active applicants grew by 1,281 (5.3 percent) to 25,246. Of those, 19,391 were matched to PGY-1 residency positions, 585 more than last year. Because the increase in active applicants was accompanied by a smaller increase in positions offered, the match rate for all applicants declined slightly to 76.8 percent (Figure 3).

TABLE 1
Positions Offered In The Matching Program
1998 - 2004

	1998		1999		2000		2001		2002		2003		2004	
	No.	%	No.	%	No.	%	No.	%	No.	%	No.	%	No.	%
PGY-1 Positions														
Anesthesiology	347	1.7	330	1.6	349	1.7	371	1.8	392	1.9	431	2.1	443	2.1
Dermatology	28	0.1	30	0.1	35	0.2	30	0.1	34	0.2	33	0.2	31	0.1
Emergency Medicine	934	4.6	912	4.5	971	4.7	1,001	4.8	1,073	5.2	1,114	5.3	1,151	5.4
Family Practice	3,293	16.2	3,244	15.9	3,183	15.5	3,074	14.9	2,962	14.4	2,920	14.0	2,864	13.5
General Surgery	1,024	5.0	1,009	4.9	1,023	5.0	1,041	5.0	1,039	5.0	1,049	5.0	1,044	4.9
Preliminary (PGY-1 Only)	969	4.8	944	4.6	957	4.6	994	4.8	980	4.8	1,006	4.8	1,074	5.1
Surgery-Plastic Surgery	0	0.0	25	0.1	25	0.1	18	0.1	0	0.0	0	0.0	0	0.0
Internal Medicine	4,697	23.1	4,753	23.2	4,810	23.4	4,727	22.9	4,662	22.6	4,692	22.4	4,751	22.4
Medicine-Emerg Med	0	0.0	17	0.1	17	0.1	15	0.1	21	0.1	19	0.1	22	0.1
Medicine-Family Practice	0	0.0	7	0.0	8	0.0	5	0.0	3	0.0	4	0.0	6	0.0
Medicine-Neurology	0	0.0	1	0.0	2	0.0	3	0.0	2	0.0	1	0.0	1	0.0
Medicine-P M & R	0	0.0	6	0.0	7	0.0	3	0.0	0	0.0	0	0.0	1	0.0
Medicine-Pediatrics	456	2.2	432	2.1	446	2.2	439	2.1	399	1.9	385	1.8	400	1.9
Medicine-Preventive Med	0	0.0	0	0.0	0	0.0	0	0.0	2	0.0	1	0.0	2	0.0
Medicine-Psychiatry	34	0.2	44	0.2	38	0.2	41	0.2	32	0.2	31	0.1	26	0.1
Preliminary (PGY-1 Only)	1,400	6.9	1,499	7.3	1,526	7.4	1,633	7.9	1,675	8.1	1,839	8.8	1,887	8.9
Primary	565	2.8	575	2.8	473	2.3	404	2.0	339	1.6	321	1.5	295	1.4
Medical Genetics	0	0.0	0	0.0	0	0.0	0	0.0	1	0.0	1	0.0	1	0.0
Neurological Surgery	37	0.2	38	0.2	31	0.2	37	0.2	39	0.2	39	0.2	43	0.2
Neurology	32	0.2	43	0.2	56	0.3	56	0.3	54	0.3	56	0.3	65	0.3
Nuclear Medicine	5	0.0	0	0.0	0	0.0	0	0.0	1	0.0	0	0.0	1	0.0
Obstetrics-Gynecology	1,125	5.5	1,127	5.5	1,119	5.4	1,125	5.5	1,138	5.5	1,151	5.5	1,142	5.4
Ophthalmology	7	0.0	8	0.0	8	0.0	11	0.1	8	0.0	11	0.1	4	0.0
Orthopaedic Surgery	512	2.5	527	2.6	554	2.7	566	2.7	569	2.8	575	2.8	589	2.8
Otolaryngology	46	0.2	43	0.2	41	0.2	40	0.2	37	0.2	36	0.2	42	0.2
Pathology	355	1.7	344	1.7	335	1.6	383	1.9	398	1.9	443	2.1	477	2.3
Pediatrics	2,070	10.2	2,104	10.3	2,144	10.4	2,161	10.5	2,209	10.7	2,237	10.7	2,261	10.7
Pediatrics-Emerg Med	0	0.0	4	0.0	4	0.0	4	0.0	4	0.0	3	0.0	4	0.0
Pediatrics-P M & R	0	0.0	5	0.0	2	0.0	2	0.0	1	0.0	3	0.0	5	0.0
Peds/Psych/Child Psych	19	0.1	19	0.1	16	0.1	14	0.1	17	0.1	20	0.1	19	0.1
Primary	107	0.5	122	0.6	116	0.6	109	0.5	110	0.5	86	0.4	95	0.4
Plastic Surgery	49	0.2	47	0.2	52	0.3	58	0.3	77	0.4	77	0.4	78	0.4
Preventive Medicine	10	0.0	11	0.1	10	0.0	10	0.0	10	0.0	9	0.0	7	0.0
Physical Medicine & Rehab	76	0.4	78	0.4	77	0.4	80	0.4	74	0.4	78	0.4	75	0.4
Psychiatry	917	4.5	908	4.4	944	4.6	933	4.5	957	4.6	986	4.7	1,020	4.8
Psychiatry-Child Psychiatry	0	0.0	3	0.0	5	0.0	3	0.0	0	0.0	0	0.0	0	0.0
Psychiatry-Family Practice	0	0.0	14	0.1	15	0.1	17	0.1	18	0.1	16	0.1	14	0.1
Psychiatry-Neurology	0	0.0	3	0.0	1	0.0	1	0.0	0	0.0	0	0.0	0	0.0
Radiation Oncology	4	0.0	8	0.0	11	0.1	12	0.1	14	0.1	10	0.0	11	0.1
Radiology-Diagnostic	160	0.8	130	0.6	125	0.6	137	0.7	132	0.6	136	0.7	126	0.6
Transitional (PGY1-Only)	965	4.8	978	4.8	1,005	4.9	1,031	5.0	1,062	5.2	1,033	4.9	1,065	5.0
Urology	56	0.3	61	0.3	57	0.3	53	0.3	57	0.3	56	0.3	50	0.2
TOTAL - PGY1	20,299	100.0	20,453	100.0	20,598	100.0	20,642	100.0	20,602	100.0	20,908	100.0	21,192	100.0
PGY-2 Positions														
Anesthesiology	661	30.7	626	29.4	656	30.9	733	32.8	777	33.6	833	33.9	846	33.7
Dermatology	218	10.1	221	10.4	216	10.2	232	10.4	241	10.4	239	9.7	263	10.5
Emergency Medicine	164	7.6	151	7.1	147	6.9	147	6.6	138	6.0	137	5.6	144	5.7
Neurological Surgery	0	0.0	0	0.0	0	0.0	1	0.0	0	0.0	0	0.0	0	0.0
Neurology	1	0.0	1	0.0	2	0.1	1	0.0	0	0.0	0	0.0	0	0.0
Nuclear Medicine	4	0.2	6	0.3	5	0.2	5	0.2	4	0.2	3	0.1	5	0.2
Orthopaedic Surgery	30	1.4	29	1.4	5	0.2	1	0.0	1	0.0	1	0.0	5	0.2
Otolaryngology	0	0.0	0	0.0	0	0.0	1	0.0	2	0.1	0	0.0	0	0.0
Physical Medicine & Rehab	250	11.6	236	11.1	237	11.2	242	10.8	249	10.8	275	11.2	268	10.7
Plastic Surgery	0	0.0	0	0.0	0	0.0	1	0.0	0	0.0	0	0.0	1	0.0
Preventive Medicine	3	0.1	0	0.0	3	0.1	3	0.1	3	0.1	3	0.1	3	0.1
Psychiatry	46	2.1	46	2.2	52	2.4	50	2.2	27	1.2	16	0.7	5	0.2
Radiation Oncology	90	4.2	93	4.4	85	4.0	81	3.6	83	3.6	107	4.4	117	4.7
Radiology-Diagnostic	683	31.7	722	33.9	716	33.7	738	33.0	788	34.1	843	34.3	855	34.0
Urology	2	0.1	0	0.0	0	0.0	0	0.0	1	0.0	0	0.0	0	0.0
TOTAL - PGY2	2,152	100.0	2,131	100.0	2,124	100	2,236	100.0	2,314	100.0	2,457	100.0	2,512	100.0
GRAND TOTAL	22,451		22,584		22,722		22,878		22,916		23,365		23,704	

FIGURE 2

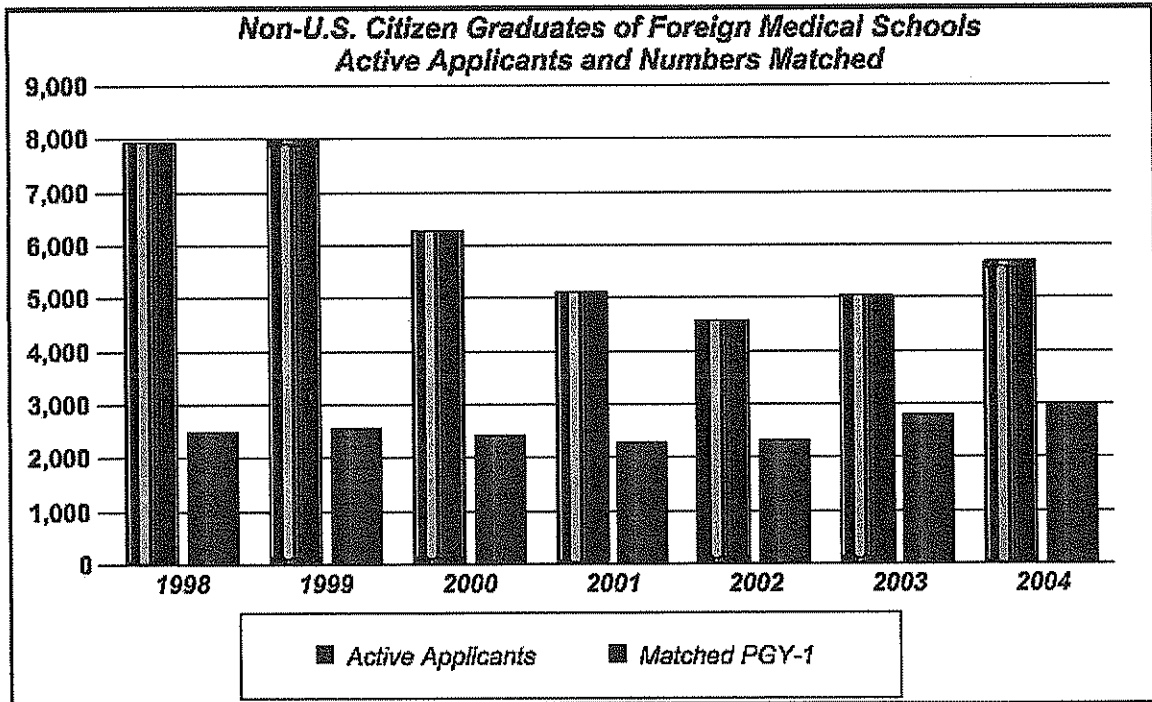
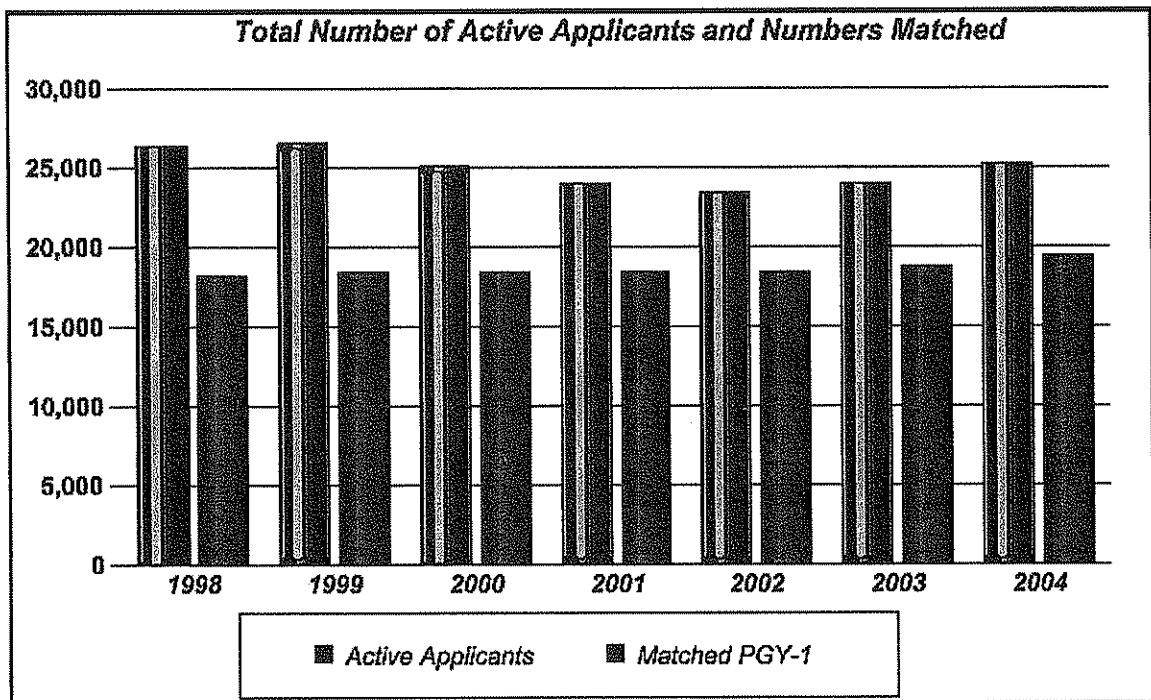


FIGURE 3



Source: National Resident Matching Program 2004 Match Data

TABLE 2
Applicants in the Matching Program
1998 - 2004

Applicants	1998		1999		2000		2001		2002		2003		2004	
	No.	%	No.	%	No.	%	No.	%	No.	%	No.	%	No.	%
U.S. Senior Students	15,914	100.0	15,892	100.0	15,681	100.0	15,726	100.0	15,161	100.0	15,101	100.0	15,237	100.0
Withdrew	1,194	7.5	1,144	7.2	1,192	7.6	1,116	7.1	737	4.9	670	4.4	537	3.5
No Ranking	110	0.7	141	0.9	131	0.8	155	1.0	88	0.6	99	0.7	91	0.6
Active Applicants	14,610	100.0	14,607	100.0	14,358	100.0	14,455	100.0	14,336	100.0	14,332	100.0	14,609	100.0
Matched PGY-1	13,656	93.5	13,707	93.8	13,485	93.9	13,542	93.7	13,489	94.1	13,364	93.2	13,572	92.9
Unmatched PGY-1	954	6.5	900	6.2	873	6.1	913	6.3	847	5.9	968	6.8	1,037	7.1
Canadian Students	125	100.0	127	100.0	138	100.0	146	100.0	143	100.0	128	100.0	117	100.0
Withdrew	37	29.6	37	29.1	45	32.6	44	30.1	33	23.1	40	31.3	16	13.7
No Ranking	16	12.8	22	17.3	21	15.2	22	15.1	11	7.7	15	11.7	14	12.0
Active Applicants	72	100.0	68	100.0	72	100.0	80	100.0	99	100.0	73	100.0	87	100.0
Matched PGY-1	49	68.1	51	75.0	49	68.1	54	67.5	77	77.8	52	71.2	64	73.6
Unmatched PGY-1	23	31.9	17	25.0	23	31.9	26	32.5	22	22.2	21	28.8	23	26.4
U.S. Physicians	1,855	100.0	1,669	100.0	1,647	100.0	1,708	100.0	1,612	100.0	1,535	100.0	1,608	100.0
Withdrew	408	22.0	356	21.3	319	19.4	395	23.1	230	14.3	229	14.9	169	10.5
No Ranking	351	18.9	354	21.2	368	22.3	325	19.0	373	23.1	293	19.1	238	14.8
Active Applicants	1,096	100.0	959	100.0	960	100.0	988	100.0	1,009	100.0	1,013	100.0	1,201	100.0
Matched PGY-1	591	53.9	513	53.5	467	48.6	471	47.7	454	45.0	448	44.2	508	42.3
Unmatched PGY-1	505	46.1	446	46.5	493	51.4	517	52.3	555	55.0	565	55.8	693	57.7
Osteopaths	1,343	100.0	1,451	100.0	1,665	100.0	1,793	100.0	1,859	100.0	1,937	100.0	2,034	100.0
Withdrew	218	16.2	185	12.7	225	13.5	383	21.4	386	20.8	406	21.0	362	17.8
No Ranking	235	17.5	282	19.4	290	17.4	169	9.4	157	8.4	123	6.4	113	5.6
Active Applicants	890	100.0	984	100.0	1,150	100.0	1,241	100.0	1,316	100.0	1,408	100.0	1,559	100.0
Matched PGY-1	614	69.0	671	68.2	823	71.6	876	70.6	933	70.9	995	70.7	1,099	70.4
Unmatched PGY-1	276	31.0	313	31.8	327	28.4	365	29.4	383	29.1	413	29.3	461	29.6
5th Pathway	54	100.0	73	100.0	102	100.0	150	100.0	163	100.0	184	100.0	171	100.0
Withdrew	11	20.4	17	23.3	36	35.3	35	23.3	28	17.2	40	21.7	52	30.4
No Ranking	8	14.8	10	13.7	6	5.9	13	8.7	21	12.9	21	11.4	15	8.8
Active Applicants	35	100.0	46	100.0	60	100.0	102	100.0	114	100.0	123	100.0	104	100.0
Matched PGY-1	18	51.4	25	54.3	35	58.3	69	67.6	67	58.8	63	51.2	62	59.6
Unmatched PGY-1	17	48.6	21	45.7	25	41.7	33	32.4	47	41.2	60	48.8	42	40.4
U.S. Foreign Graduates	2,734	100.0	2,859	100.0	3,456	100.0	3,395	100.0	3,567	100.0	3,356	100.0	3,177	100.0
Withdrew	540	19.8	406	14.2	587	17.0	755	22.2	856	24.0	791	23.6	699	22.0
No Ranking	494	18.1	632	22.1	700	20.3	641	18.9	682	19.1	578	17.2	463	14.6
Active Applicants	1,700	100.0	1,821	100.0	2,169	100.0	1,999	100.0	2,029	100.0	1,987	100.0	2,015	100.0
Matched PGY-1	774	45.5	864	47.4	1,114	51.4	1,048	52.4	1,092	53.8	1,085	54.6	1,117	55.4
Unmatched PGY-1	926	54.5	957	52.6	1,055	48.6	951	47.6	937	46.2	902	45.4	898	44.6
Non-U.S. Foreign Graduates	13,798	100.0	13,985	100.0	10,839	100.0	9,038	100.0	8,578	100.0	8,763	100.0	8,796	100.0
Withdrew	2,302	16.7	1,544	11.0	1,354	12.5	1,725	19.1	2,079	24.2	2,305	26.3	1,882	21.4
No Ranking	3,539	25.6	4,464	31.9	3,198	29.5	2,197	24.3	1,943	22.7	1,429	16.3	1,243	14.1
Active Applicants	7,957	100.0	7,977	100.0	6,287	100.0	5,116	100.0	4,556	100.0	5,029	100.0	5,671	100.0
Matched PGY-1	2,495	31.4	2,567	32.2	2,418	38.5	2,294	44.8	2,335	51.3	2,799	55.7	2,970	52.4
Unmatched PGY-1	5,462	68.6	5,410	67.8	3,869	61.5	2,822	55.2	2,221	48.7	2,230	44.3	2,701	47.6
Total Applicants	35,823	100.0	36,056	100.0	33,528	100.0	31,956	100.0	31,083	100.0	31,004	100.0	31,140	100.0
Withdrew	4,710	13.1	3,689	10.2	3,758	11.2	4,453	13.9	4,349	14.0	4,481	14.5	3,717	11.9
No Ranking	4,753	13.3	5,905	16.4	4,714	14.1	3,522	11.0	3,275	10.5	2,558	8.3	2,177	7.0
Active Applicants	26,360	100.0	26,462	100.0	25,056	100.0	23,981	100.0	23,459	100.0	23,965	100.0	25,246	100.0
Matched PGY-1	18,197	69.0	18,398	69.5	18,391	73.4	18,354	76.5	18,447	78.6	18,806	78.5	19,392	76.8
Unmatched PGY-1	8,163	31.0	8,064	30.5	6,665	26.6	5,627	23.5	5,012	21.4	5,159	21.5	5,855	23.2

Note: Active Applicants are those who submit a list of residency program choices.

Note: Unmatched PGY-1 applicants includes applicants who matched to PGY-2 positions, but not to PGY-1 Positions.

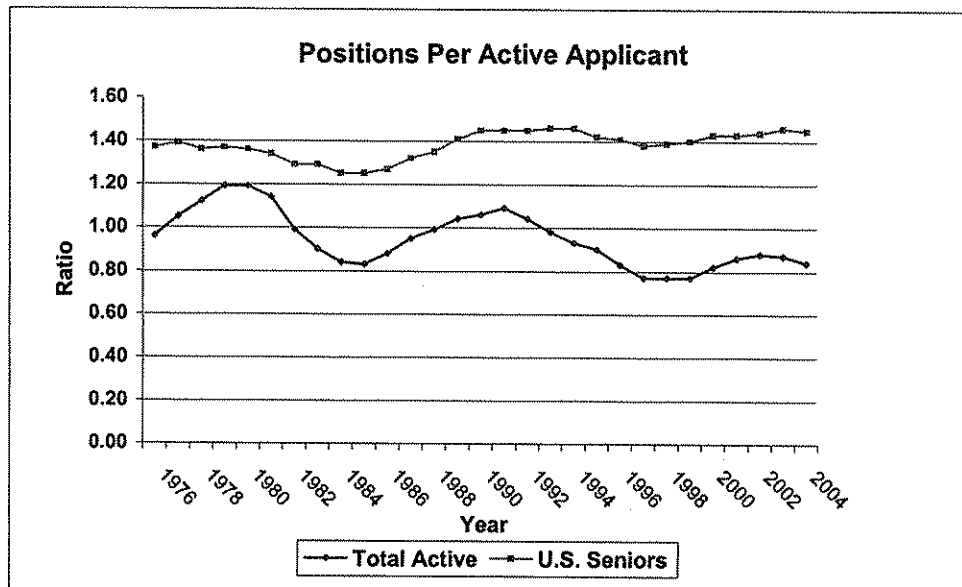
TABLE 3

The ratios of PGY-1 positions to active applicants from 1976 through 2004 are shown in Table 3. Active applicants are defined as those who submitted a rank order list.

- In 2004, the ratio of PGY-1 positions per active U.S. senior remained almost constant with the previous two years at 1.45/1. The ratio declined from 2.0/1 in 1972 (not shown) to a low of 1.25/1 in 1984 and 1985. Since then it has fluctuated between 1.32/1 and 1.46/1.
- The ratio of PGY-1 positions to total applicants (rather than only U.S. seniors) is quite different and declined slightly this year, reflecting the fact that the increase in the number of active applicants was greater than the increase in total positions.

TABLE 3
Ratio of PGY-1 Positions to Active Applicants
1976 - 2004

Year	Number of Positions	Active U.S. Seniors	Positions Per U.S. Senior	Active Total	Positions Per Active Applicant
1976	16,112	11,735	1.37	16,728	0.96
1977	16,574	11,898	1.39	15,854	1.05
1978	17,219	12,666	1.36	15,354	1.12
1979	17,824	13,036	1.37	14,985	1.19
1980	18,055	13,322	1.36	15,129	1.19
1981	18,331	13,705	1.34	16,104	1.14
1982	18,300	14,144	1.29	18,410	0.99
1983	17,952	13,969	1.29	20,044	0.90
1984	18,457	14,741	1.25	22,052	0.84
1985	18,535	14,849	1.25	22,386	0.83
1986	18,770	14,737	1.27	21,357	0.88
1987	19,047	14,466	1.32	20,054	0.95
1988	19,513	14,499	1.35	19,808	0.99
1989	19,955	14,117	1.41	19,207	1.04
1990	20,101	13,908	1.45	19,004	1.06
1991	20,192	13,943	1.45	18,450	1.09
1992	20,394	14,030	1.45	19,519	1.04
1993	20,598	14,094	1.46	20,916	0.98
1994	20,772	14,207	1.46	22,352	0.93
1995	20,751	14,621	1.42	22,936	0.90
1996	20,563	14,539	1.41	24,718	0.83
1997	20,209	14,614	1.38	26,323	0.77
1998	20,299	14,610	1.39	26,360	0.77
1999	20,453	14,607	1.40	26,462	0.77
2000	20,598	14,358	1.43	25,056	0.82
2001	20,642	14,455	1.43	23,981	0.86
2002	20,602	14,336	1.44	23,459	0.88
2003	20,908	14,332	1.46	23,965	0.87
2004	21,192	14,609	1.45	25,246	0.84



Source: National Resident Matching Program 2004 Match Data

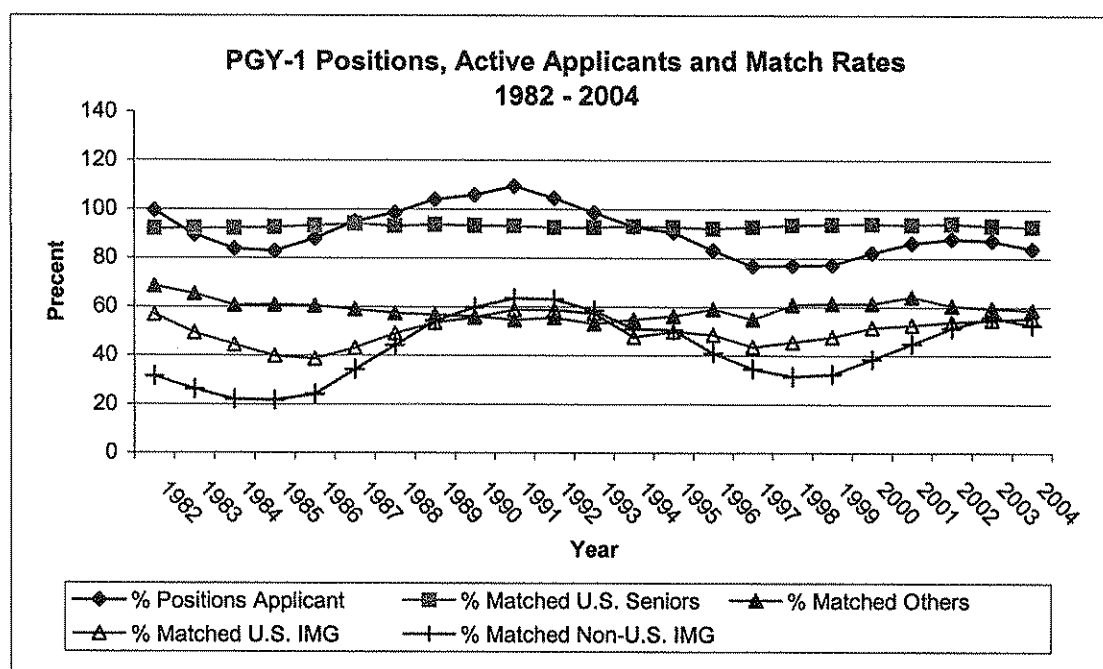
TABLE 4

Table 4 displays the match rates to PGY-1 positions for U.S. seniors, U.S. citizens trained in foreign medical schools, non-U.S. citizens trained in foreign medical schools, and others (Canadian, osteopathic, Fifth Pathway, and U.S. physicians). Three of the four categories registered slight decreases in **match rates**, which is the percentage of active participants who matched to PGY-1 positions. Only U.S. IMGs showed an increase.

- 92.9 percent of U.S. seniors matched, down 0.3 percentage points from 2003.
- Canadian, osteopathic, Fifth Pathway, and U.S. physicians collectively matched at 58.7 percent, a decrease of 0.8 percentage points from the 2003 Match.
- The match rate for U.S. citizen graduates of foreign medical schools rose by 0.8 percentage points, the seventh year of an increase.
- Reversing a five-year upward trend, the percentage of non-U.S. citizen graduates of foreign medical schools who matched declined by 3.3 percent.

TABLE 4
PGY-1 Positions, Active Applicants and Match Rates
1982 - 2004

Year	Positions in NRMP	Total Active Applicants	% Positions Applicant	% Matched U.S. Seniors	% Matched Others	% Matched U.S. IMG	% Matched Non-U.S. IMG
1982	18,300	18,410	99.4	92.1	68.6	56.8	31.4
1983	17,952	20,044	89.6	92.2	65.2	49.3	26.2
1984	18,457	22,052	83.7	92.2	60.5	44.4	21.9
1985	18,535	22,386	82.8	92.6	60.7	39.7	21.6
1986	18,770	21,357	87.9	93.3	60.3	38.6	24.0
1987	19,047	20,054	95.0	94.0	58.9	43.0	34.2
1988	19,513	19,808	98.5	93.1	57.3	49.0	44.1
1989	19,955	19,207	103.9	93.6	56.7	53.3	54.2
1990	20,101	19,004	105.8	93.3	56.0	55.6	59.7
1991	20,192	18,450	109.4	93.1	54.5	58.6	63.4
1992	20,394	19,519	104.5	92.4	55.5	58.7	63.0
1993	20,598	20,916	98.5	92.4	53.0	57.2	58.4
1994	20,772	22,352	92.9	93.0	54.7	47.5	50.9
1995	20,751	22,936	90.5	92.7	56.1	49.8	50.5
1996	20,563	24,718	83.2	92.1	59.0	48.5	40.9
1997	20,209	26,323	76.8	92.7	54.8	43.5	34.5
1998	20,299	26,360	77.0	93.5	60.8	45.5	31.4
1999	20,453	26,462	77.3	93.8	61.3	47.5	32.2
2000	20,598	25,056	82.2	93.9	61.3	51.4	38.5
2001	20,642	23,981	86.1	93.7	64.0	52.4	44.8
2002	20,602	23,459	87.8	94.1	60.3	53.8	51.3
2003	20,908	23,965	87.2	93.2	59.5	54.6	55.7
2004	21,192	25,246	83.9	92.9	58.7	55.4	52.4



Source: National Resident Matching Program 2004 Match Data

TABLES 5 and 6

Table 5 illustrates the numbers of positions offered in the Match by specialty, as well as the numbers filled by U.S. seniors and by an aggregate of all other applicants. Table 6 displays the same information in percentages.

- For the sixth consecutive year more than 20,000 matches were made to PGY-1 and PGY-2 positions, with an increase of 622 over 2003 and 1,956 for the six-year period.
- The **fill rate** for all programs also increased in 2004, and at 92.0 percent is the highest for the six-year period.
- The number of offered PGY-2 positions continued to rise with 55 more positions in the 2004 Match, including 24 more in Dermatology, 12 more in Diagnostic Radiology, and 13 more in Anesthesiology.

Specialties of note are:

- Specialties and specialty tracks with at least 10 positions in the Match and 100 percent fill rates:

Radiation Oncology: PGY-1
Diagnostic Radiology: PGY-1
Urology: PGY-1

- Specialties with at least 10 positions in the Match and over 90 percent filled by U.S. Seniors:

Dermatology: PGY-1
Pediatrics-Psych/Child Psych: PGY-1
Orthopaedic Surgery: PGY-1
Plastic Surgery: PGY-1
Diagnostic Radiology: PGY-1
Radiation Oncology: PGY-1

- Nine specialties with at least 10 positions in the Match had fill rate variances greater than 5 percent when compared to 2003:

Internal Medicine-Emergency Medicine: declined by 12.9 percentage points
Internal Medicine-Pediatrics: increased by 5.7 percentage points
Internal Medicine-Psychiatry: decreased by 8.2 percentage points
Neurosurgery: decreased by 9.0 percentage points
Neurology: increased by 5.8 percentage points
Otolaryngology: decreased 6.3 percentage points
Preventive Medicine: decreased 9.6 percentage points
Psychiatry-Family Practice: increased 35.7 percentage points
Urology: increased 5.4 percentage points

TABLE 5
Positions Offered and Filled by U.S. Seniors and All Applicants
2000 - 2004

	2000 Positions			2001 Positions			2002 Positions			2003 Positions			2004 Positions		
	Offered	Filled #U.S.	#TOT	Offered	Filled #U.S.	#TOT	Offered	Filled #U.S.	#TOT	Offered	Filled #U.S.	#TOT	Offered	Filled #U.S.	#TOT
PGY-1 Positions															
Anesthesiology	349	173	292	371	237	332	392	307	375	431	321	415	443	322	414
Dermatology	35	34	35	30	26	30	34	31	34	33	25	31	31	30	30
Emergency Medicine	971	794	966	1,001	825	995	1,073	866	1,052	1,114	859	1,073	1,151	892	1,129
Family Practice	3,183	1,817	2,584	3,074	1,503	2,346	2,962	1,399	2,342	2,920	1,226	2,227	2,864	1,185	2,256
General Surgery	1,023	874	1,008	1,041	820	973	1,039	782	981	1,049	867	1,038	1,044	885	1,042
Preliminary (PGY-1 Only)	957	358	528	994	377	552	980	378	569	1,006	424	648	1,074	457	699
Surgery-Plastic Surgery	25	23	24	18	16	16	0	0	0	0	0	0	0	0	0
Internal Medicine	4,810	2,800	4,494	4,727	2,798	4,403	4,662	2,738	4,395	4,692	2,590	4,462	4,751	2,602	4,627
Medicine-Emerg Med	17	16	17	15	11	13	21	15	17	19	16	18	22	15	18
Medicine-Family Practice	8	5	6	5	2	4	3	3	3	4	3	4	6	4	5
Medicine-Neurology	2	1	1	3	0	0	2	1	2	1	1	1	1	0	1
Medicine-P M & R	7	3	3	3	1	1	0	0	0	0	0	0	1	0	1
Medicine-Pediatrics	446	338	392	439	337	385	399	292	340	385	258	317	400	296	352
Medicine-Preventive Med	0	0	0	0	0	0	2	2	2	1	0	1	2	1	2
Medicine-Psychiatry	38	20	28	41	19	23	32	14	22	31	19	24	26	14	18
Preliminary (PGY-1 Only)	1,526	1,136	1,341	1,633	1,271	1,488	1,675	1,398	1,563	1,839	1,468	1,663	1,887	1,471	1,685
Primary	473	281	445	404	234	369	339	204	321	321	192	298	295	188	284
Medical Genetics	0	0	0	0	0	0	1	1	1	1	0	1	1	1	1
Neurological Surgery	31	24	25	37	30	34	39	29	32	39	37	38	43	37	38
Neurology	56	22	44	56	20	44	54	21	45	56	25	45	65	34	56
Nuclear Medicine	0	0	0	0	0	0	1	1	1	0	0	0	1	0	1
Obstetrics-Gynecology	1,119	840	1,031	1,125	834	1,040	1,138	850	1,067	1,151	786	1,050	1,142	743	1,066
Ophthalmology	8	4	4	11	7	7	8	3	4	11	3	4	4	3	3
Orthopaedic Surgery	554	489	551	566	520	557	569	529	565	575	533	568	589	548	588
Otolaryngology	41	33	35	40	33	35	37	33	33	36	33	34	42	36	37
Pathology	335	127	246	383	170	312	398	198	333	443	265	399	477	292	438
Pediatrics	2,144	1,638	2,042	2,161	1,705	2,091	2,209	1,562	1,992	2,237	1,596	2,099	2,261	1,611	2,163
Pediatrics-Emerg Med	4	4	4	4	3	4	4	4	4	3	2	3	4	3	4
Pediatrics-P M & R	2	1	2	2	2	2	1	1	1	3	2	3	5	4	5
Peds/Psych/Child Psych	16	11	14	14	11	12	17	16	17	20	16	18	19	18	18
Primary	116	57	110	109	50	105	110	58	104	86	47	84	95	48	94
Plastic Surgery	52	45	50	58	56	58	77	72	77	77	71	76	78	73	77
Preventive Medicine	10	3	5	10	3	4	10	2	3	9	0	3	7	1	3
Physical Medicine & Rehab	77	27	62	80	31	65	74	48	64	78	35	71	75	51	69
Psychiatry	944	481	853	933	524	872	957	564	907	986	597	916	1,020	641	979
Psychiatry-Child Psychiatry	5	3	3	3	3	3	0	0	0	0	0	0	0	0	0
Psychiatry-Family Practice	15	11	13	17	11	13	18	11	12	16	5	8	14	9	12
Psychiatry-Neurology	1	0	1	1	1	1	0	0	0	0	0	0	0	0	0
Radiation Oncology	11	9	11	12	12	12	14	11	14	10	10	10	11	11	11
Radiology-Diagnostic	125	114	125	137	124	136	132	108	125	136	116	133	126	121	126
Transitional (PGY1-Only)	1,005	819	944	1,031	866	966	1,062	891	977	1,033	866	970	1,065	882	990
Urology	57	50	52	53	49	51	57	46	51	56	50	53	50	43	50
TOTAL - PGY1	20,598	13,485	18,391	20,642	13,542	18,354	20,602	13,489	18,447	20,908	13,364	18,806	21,192	13,572	19,392
PGY-2 Positions															
Anesthesiology	656	375	510	733	476	641	777	597	737	833	606	796	846	575	786
Dermatology	216	168	216	232	176	227	241	190	241	239	194	239	263	208	262
Emergency Medicine	147	110	144	147	114	144	138	113	134	137	97	130	144	119	142
Neurological Surgery	0	0	0	1	0	1	0	0	0	0	0	0	0	0	0
Neurology	2	0	1	1	1	1	0	0	0	0	0	0	0	0	0
Nuclear Medicine	5	0	3	5	2	3	4	2	4	3	2	3	5	2	2
Orthopaedic Surgery	5	4	5	1	1	1	1	0	0	1	1	1	5	1	1
Otolaryngology	0	0	0	1	0	0	2	2	2	0	0	0	0	0	0
Physical Medicine & Rehab	237	91	182	242	99	187	249	132	225	275	156	252	268	133	257
Plastic Surgery	0	0	0	1	1	1	0	0	0	0	0	0	1	1	1
Preventive Medicine	3	0	0	3	0	0	3	0	0	3	0	0	3	0	0
Psychiatry	52	40	40	50	36	39	27	22	23	16	12	15	5	4	4
Radiation Oncology	85	67	75	81	76	79	83	76	81	107	97	107	117	101	115
Radiology-Diagnostic	716	599	705	738	608	732	788	654	776	843	692	841	855	691	850
Urology	0	0	0	0	0	0	1	0	0	0	0	0	0	0	0
TOTAL - PGY2	2,124	1,454	1,881	2,236	1,590	2,056	2,314	1,788	2,223	2,457	1,857	2,384	2,512	1,835	2,420
GRAND TOTAL	22,722	14,939	20,272	22,878	15,132	20,410	22,916	15,277	20,670	23,365	15,221	21,190	23,704	15,407	21,812

Source: National Resident Matching Program 2004 Match Data

TABLE 6
Positions Offered and Percent Filled by U.S. Seniors and All Applicants
U.S. Seniors and All Applicants
2000 - 2004

	2000 Positions			2001 Positions			2002 Positions			2003 Positions			2004 Positions		
	Offered	Filled	%U.S. %TOT	Offered	Filled	%U.S. %TOT	Offered	Filled	%U.S. %TOT	Offered	Filled	%U.S. %TOT	Offered	Filled	%U.S. %TOT
PGY-1 Positions															
Anesthesiology	349	49.6	83.7	371	63.9	89.5	392	78.3	95.7	431	74.5	96.3	443	72.7	93.5
Dermatology	35	97.1	100.0	30	86.7	100.0	34	91.2	100.0	33	75.8	93.9	31	96.8	96.8
Emergency Medicine	971	81.8	99.5	1,001	82.4	99.4	1,073	80.7	98.0	1,114	77.1	96.3	1,151	77.5	98.1
Family Practice	3,183	57.1	81.2	3,074	48.9	76.3	2,962	47.2	79.1	2,920	42.0	76.3	2,864	41.4	78.8
General Surgery	1,023	85.4	98.5	1,041	78.8	93.5	1,039	75.3	94.4	1,049	82.7	99.0	1,044	84.8	99.8
Preliminary (PGY-1 Only)	957	37.4	55.2	994	37.9	55.5	980	38.6	58.1	1,006	42.1	64.4	1,074	42.6	65.1
Surgery-Plastic Surgery	25	92.0	96.0	18	88.9	88.9	0	0.0	0.0	0	0.0	0.0	0	0.0	0.0
Internal Medicine	4,810	58.2	93.4	4,727	59.2	93.1	4,662	58.7	94.3	4,692	55.2	95.1	4,751	54.8	97.4
Medicine-Emerg Med	17	94.1	100.0	15	73.3	86.7	21	71.4	81.0	19	84.2	94.7	22	68.2	81.8
Medicine-Family Practice	8	62.5	75.0	5	40.0	80.0	3	100.0	100.0	4	75.0	100.0	6	66.7	83.3
Medicine-Neurology	2	50.0	50.0	3	0.0	0.0	2	50.0	100.0	1	100.0	100.0	1	0.0	100.0
Medicine-P M & R	7	42.9	42.9	3	33.3	33.3	0	0.0	0.0	0	0.0	0.0	1	0.0	100.0
Medicine-Pediatrics	446	75.8	87.9	439	76.8	87.7	399	73.2	85.2	385	67.0	82.3	400	74.0	88.0
Medicine-Preventive Med	0	0.0	0.0	0	0.0	0.0	2	100.0	100.0	1	0.0	100.0	2	50.0	100.0
Medicine-Psychiatry	38	52.6	73.7	41	46.3	56.1	32	43.8	68.8	31	61.3	77.4	26	53.8	69.2
Preliminary (PGY-1 Only)	1,526	74.4	87.9	1,633	77.8	91.1	1,675	83.5	93.3	1,839	79.8	90.4	1,887	78.0	89.3
Primary	473	59.4	94.1	404	57.9	91.3	339	60.2	94.7	321	59.8	92.8	295	63.7	96.3
Medical Genetics	0	0.0	0.0	0	0.0	0.0	1	100.0	100.0	1	0.0	100.0	1	100.0	100.0
Neurological Surgery	31	77.4	80.6	37	81.1	91.9	39	74.4	82.1	39	94.9	97.4	43	86.0	88.4
Neurology	56	39.3	78.6	56	35.7	78.6	54	38.9	83.3	56	44.6	80.4	65	52.3	86.2
Nuclear Medicine	0	0.0	0.0	0	0.0	0.0	1	100.0	100.0	0	0.0	0.0	1	0.0	100.0
Obstetrics-Gynecology	1,119	75.1	92.1	1,125	74.1	92.4	1,138	74.7	93.8	1,151	68.3	91.2	1,142	65.1	93.3
Ophthalmology	8	50.0	50.0	11	63.6	63.6	8	37.5	50.0	11	27.3	36.4	4	75.0	75.0
Orthopaedic Surgery	554	88.3	99.5	566	91.9	98.4	569	93.0	99.3	575	92.7	98.8	589	93.0	99.8
Otolaryngology	41	80.5	85.4	40	82.5	87.5	37	89.2	89.2	36	91.7	94.4	42	85.7	88.1
Pathology	335	37.9	73.4	383	44.4	81.5	398	49.7	83.7	443	59.8	90.1	477	61.2	91.8
Pediatrics	2,144	76.4	95.2	2,161	78.9	96.8	2,209	70.7	90.2	2,237	71.3	93.8	2,261	71.3	95.7
Pediatrics-Emerg Med	4	100.0	100.0	4	75.0	100.0	4	100.0	100.0	3	66.7	100.0	4	75.0	100.0
Pediatrics-P M & R	2	50.0	100.0	2	100.0	100.0	1	100.0	100.0	3	66.7	100.0	5	80.0	100.0
Peds/Psych/Child Psych	16	68.8	87.5	14	78.6	85.7	17	94.1	100.0	20	80.0	90.0	19	94.7	94.7
Primary	116	49.1	94.8	109	45.9	96.3	110	52.7	94.5	86	54.7	97.7	95	50.5	98.9
Plastic Surgery	52	86.5	96.2	58	96.6	100.0	77	93.5	100.0	77	92.2	98.7	78	93.6	98.7
Preventive Medicine	10	30.0	50.0	10	30.0	40.0	10	20.0	30.0	9	0.0	33.3	7	14.3	42.9
Physical Medicine & Rehab	77	35.1	80.5	80	38.8	81.3	74	64.9	86.5	78	44.9	91.0	75	68.0	92.0
Psychiatry	944	51.0	90.4	933	56.2	93.5	957	58.9	94.8	986	60.5	92.9	1,020	62.8	96.0
Psychiatry-Child Psychiatry	5	60.0	60.0	3	100.0	100.0	0	0.0	0.0	0	0.0	0.0	0	0.0	0.0
Psychiatry-Family Practice	15	73.3	86.7	17	64.7	76.5	18	61.1	66.7	16	31.3	50.0	14	64.3	85.7
Psychiatry-Neurology	1	0.0	100.0	1	100.0	100.0	0	0.0	0.0	0	0.0	0.0	0	0.0	0.0
Radiation Oncology	11	81.8	100.0	12	100.0	100.0	14	78.6	100.0	10	100.0	100.0	11	100.0	100.0
Radiology-Diagnostic	125	91.2	100.0	137	90.5	99.3	132	81.8	94.7	136	85.3	97.8	126	96.0	100.0
Transitional (PGY1-Only)	1,005	81.5	93.9	1,031	84.0	93.7	1,062	83.9	92.0	1,033	83.8	93.9	1,065	82.8	93.0
Urology	57	87.7	91.2	53	92.5	96.2	57	80.7	89.5	56	89.3	94.6	50	86.0	100.0
TOTAL - PGY1	20,598	65.5	89.3	20,642	65.6	88.9	20,602	65.5	89.5	20,908	63.9	89.9	21,192	64.0	91.5
PGY-2 Positions															
Anesthesiology	656	57.2	77.7	733	64.9	87.4	777	76.8	94.9	833	72.7	95.6	846	68.0	92.9
Dermatology	216	77.8	100.0	232	75.9	97.8	241	78.8	100.0	239	81.2	100.0	263	79.1	99.6
Emergency Medicine	147	74.8	98.0	147	77.6	98.0	138	81.9	97.1	137	70.8	94.9	144	82.6	98.6
Neurological Surgery	0	0.0	0.0	1	0.0	100.0	0	0.0	0.0	0	0.0	0.0	0	0.0	0.0
Neurology	2	0.0	50.0	1	100.0	100.0	0	0.0	0.0	0	0.0	0.0	0	0.0	0.0
Nuclear Medicine	5	0.0	60.0	5	40.0	60.0	4	50.0	100.0	3	66.7	100.0	5	40.0	40.0
Orthopaedic Surgery	5	80.0	100.0	1	100.0	100.0	1	0.0	0.0	1	100.0	100.0	5	20.0	20.0
Otolaryngology	0	0.0	0.0	1	0.0	0.0	2	100.0	100.0	0	0.0	0.0	0	0.0	0.0
Physical Medicine & Rehab	237	38.4	76.8	242	40.9	77.3	249	53.0	90.4	275	56.7	91.6	268	49.6	95.9
Plastic Surgery	0	0.0	0.0	1	100.0	100.0	0	0.0	0.0	0	0.0	0.0	1	100.0	100.0
Preventive Medicine	3	0.0	0.0	3	0.0	0.0	3	0.0	0.0	3	0.0	0.0	3	0.0	0.0
Psychiatry	52	76.9	76.9	50	72.0	78.0	27	81.5	85.2	16	75.0	93.8	5	80.0	80.0
Radiation Oncology	85	78.8	88.2	81	93.8	97.5	83	91.6	97.6	107	90.7	100.0	117	86.3	98.3
Radiology-Diagnostic	716	83.7	98.5	738	82.4	99.2	788	83.0	98.5	843	82.1	99.8	855	80.8	99.4
Urology	0	0.0	0.0	0	0.0	0.0	1	0.0	0.0	0	0.0	0.0	0	0.0	0.0
TOTAL - PGY2	2,124	68.5	88.6	2,236	71.1	91.9	2,314	77.3	96.1	2,457	75.6	97.0	2,512	73	96.3
GRAND TOTAL	22,722	65.7	89.2	22,878	66.1	89.2	22,916	66.7	90.2	23,365	65.1	90.7	23,704	65.0	92.0

Source: National Resident Matching Program 2004 Match Data

TABLES 7, 8, and 9

Tables 7, 8, and 9 present the data by specialty for PGY-1 programs for three different groups: all applicants, U.S. seniors, and foreign-trained physicians. Foreign-trained physicians are U.S. citizen and non-U.S. citizen graduates of foreign medical schools, excluding Canadian, osteopathic, and Fifth Pathway applicants.

Generalist Specialties

For the first time since the 1997 Match, the generalist specialties matched more U.S. seniors than the prior year. In 2004, 43.7 percent (5,930) of U.S. seniors who were active applicants matched to first-year residency positions in one of the generalist specialties. That number was 21 more applicants, but still a 0.5 percent decrease from 2003. The generalist specialties are defined as:

- Family Practice
- Internal Medicine, Internal Medicine-Pediatrics, Internal Medicine-Primary
- Pediatrics, Pediatrics-Primary

All of those specialties except Family Practice and Internal Medicine-Primary matched more U.S. seniors in 2004 than in 2003.

- 1,185 (8.7 percent) of matched U.S. seniors will enter Family Practice residency programs, a decline of 41 from 2003 and 1,091 fewer than in 1996
- 3,086 (22.7%) of matched U.S. seniors will enter Internal Medicine, Internal Medicine-Pediatrics, or Internal Medicine-Primary residency programs, an increase of 46 from last year.
- 1,659 (12.2%) of matched U.S. seniors will enter Pediatrics or Pediatrics-Primary residency programs, an increase of 23 from last year.

Table 9 shows by specialty the number of U.S. citizen and non-U.S. citizen foreign-trained physicians who matched to PGY-1 positions. By far the largest percentage (40.6%) received positions in Internal Medicine. The next largest group was in Family Practice, where foreign-trained physicians filled 18.0 percent of positions offered, the same percentage as last year.

TABLE 7
All Applicants Matched to PGY-1 Positions by Specialty
1996 – 2004

	1996		1997		1998		1999		2000		2001		2002		2003		2004	
	No.	%	No.	%	No.	%	No.	%	No.	%	No.	%	No.	%	No.	%	No.	%
PGY-1 Positions																		
Anesthesiology	113	0.6	197	1.1	246	1.4	255	1.4	292	1.6	332	1.8	375	2.0	415	2.2	414	2.1
Dermatology	17	0.1	25	0.1	27	0.1	30	0.2	35	0.2	30	0.2	34	0.2	31	0.2	30	0.2
Emergency Medicine	851	4.7	883	4.9	879	4.8	882	4.8	966	5.3	995	5.4	1,052	5.7	1,073	5.7	1,129	5.8
Family Practice	2,840	15.8	2,905	16.0	2,814	15.5	2,683	14.6	2,584	14.1	2,346	12.8	2,342	12.7	2,227	11.8	2,256	11.6
General Surgery	1,003	5.6	1,003	5.5	1,000	5.5	971	5.3	1,008	5.5	973	5.3	981	5.3	1,038	5.5	1,042	5.4
Preliminary (PGY-1 Only)	537	3.0	521	2.9	541	3.0	536	2.9	528	2.9	552	3.0	569	3.1	648	3.4	699	3.6
Surgery-Plastic Surgery	0	0.0	0	0.0	0	0.0	25	0.1	24	0.1	16	0.1	0	0.0	0	0.0	0	0.0
Internal Medicine	4,377	24.3	4,399	24.2	4,433	24.4	4,506	24.5	4,494	24.4	4,403	24.0	4,395	23.8	4,462	23.7	4,527	23.9
Medicine-Emerg Med	0	0.0	0	0.0	0	0.0	17	0.1	17	0.1	13	0.1	17	0.1	18	0.1	18	0.1
Medicine-Family Practice	0	0.0	0	0.0	0	0.0	5	0.0	6	0.0	4	0.0	3	0.0	4	0.0	5	0.0
Medicine-Neurology	0	0.0	0	0.0	0	0.0	0	0.0	1	0.0	0	0.0	2	0.0	1	0.0	1	0.0
Medicine-P M & R	0	0.0	0	0.0	0	0.0	3	0.0	3	0.0	1	0.0	0	0.0	0	0.0	1	0.0
Medicine-Pediatrics	376	2.1	433	2.4	420	2.3	382	2.1	392	2.1	385	2.1	340	1.8	317	1.7	352	1.8
Medicine-Preventive Med	0	0.0	0	0.0	0	0.0	0	0.0	0	0.0	0	0.0	2	0.0	1	0.0	2	0.0
Medicine-Psychiatry	17	0.1	29	0.2	26	0.1	29	0.2	28	0.2	23	0.1	22	0.1	24	0.1	18	0.1
Preliminary (PGY-1 Only)	1,169	6.5	1,101	6.1	1,178	6.5	1,275	6.9	1,341	7.3	1,488	8.1	1,563	8.5	1,663	8.8	1,685	8.7
Primary	502	2.8	549	3.0	528	2.9	505	2.7	445	2.4	369	2.0	321	1.7	298	1.6	284	1.5
Medical Genetics	0	0.0	0	0.0	0	0.0	0	0.0	0	0.0	0	0.0	1	0.0	1	0.0	1	0.0
Neurological Surgery	24	0.1	27	0.1	32	0.2	37	0.2	25	0.1	34	0.2	32	0.2	38	0.2	38	0.2
Neurology	23	0.1	26	0.1	30	0.2	37	0.2	44	0.2	44	0.2	45	0.2	45	0.2	56	0.3
Nuclear Medicine	2	0.0	1	0.0	1	0.0	0	0.0	0	0.0	0	0.0	1	0.0	0	0.0	1	0.0
Obstetrics-Gynecology	1,090	6.1	1,124	6.2	1,075	5.9	1,049	5.7	1,031	5.6	1,040	5.7	1,067	5.8	1,050	5.6	1,066	5.5
Ophthalmology	2	0.0	6	0.0	5	0.0	7	0.0	4	0.0	7	0.0	4	0.0	4	0.0	3	0.0
Orthopaedic Surgery	501	2.8	510	2.8	511	2.8	524	2.8	551	3.0	557	3.0	565	3.1	568	3.0	588	3.0
Otolaryngology	39	0.2	38	0.2	40	0.2	39	0.2	35	0.2	35	0.2	33	0.2	34	0.2	37	0.2
Pathology	331	1.8	248	1.4	248	1.4	281	1.5	246	1.3	312	1.7	333	1.8	399	2.1	438	2.3
Pediatrics	1,966	10.9	1,990	11.0	2,047	11.2	2,077	11.3	2,042	11.1	2,091	11.4	1,992	10.8	2,099	11.2	2,163	11.2
Pediatrics-Emerg Med	0	0.0	0	0.0	0	0.0	4	0.0	4	0.0	4	0.0	4	0.0	3	0.0	4	0.0
Pediatrics-P M & R	0	0.0	0	0.0	0	0.0	3	0.0	2	0.0	2	0.0	1	0.0	3	0.0	5	0.0
Peds/Psych/Child Psych	14	0.1	18	0.1	17	0.1	17	0.1	14	0.1	12	0.1	17	0.1	18	0.1	18	0.1
Primary	78	0.4	117	0.6	105	0.6	122	0.7	110	0.6	105	0.6	104	0.6	84	0.4	94	0.5
Plastic Surgery	47	0.3	58	0.3	47	0.3	47	0.3	50	0.3	58	0.3	77	0.4	76	0.4	77	0.4
Preventive Medicine	4	0.0	3	0.0	5	0.0	7	0.0	5	0.0	4	0.0	3	0.0	3	0.0	3	0.0
Physical Medicine & Rehab	74	0.4	65	0.4	62	0.3	69	0.4	62	0.3	65	0.4	64	0.3	71	0.4	69	0.4
Psychiatry	771	4.3	834	4.6	824	4.5	857	4.7	853	4.6	872	4.8	907	4.9	916	4.9	979	5.0
Psychiatry-Child Psychiatry	0	0.0	0	0.0	0	0.0	3	0.0	3	0.0	3	0.0	0	0.0	0	0.0	0	0.0
Psychiatry-Family Practice	0	0.0	0	0.0	0	0.0	9	0.0	13	0.1	13	0.1	12	0.1	8	0.0	12	0.1
Psychiatry-Neurology	0	0.0	0	0.0	0	0.0	2	0.0	1	0.0	1	0.0	0	0.0	0	0.0	0	0.0
Radiation Oncology	7	0.0	5	0.0	4	0.0	6	0.0	11	0.1	12	0.1	14	0.1	10	0.1	11	0.1
Radiology-Diagnostic	348	1.9	124	0.7	120	0.7	121	0.7	125	0.7	136	0.7	125	0.7	133	0.7	126	0.6
Transitional (PGY1-Only)	811	4.5	864	4.8	881	4.8	922	5.0	944	5.1	966	5.3	977	5.3	970	5.2	990	5.1
Urology	73	0.4	60	0.3	51	0.3	54	0.3	52	0.3	51	0.3	51	0.3	53	0.3	50	0.3
TOTAL - PGY1	18,007	100.0	18,163	100.0	18,197	100.0	18,398	100.0	18,391	100.0	18,354	100.0	18,447	100.0	18,806	100.0	19,392	100.0

Source: National Resident Matching Program 2004 Match Data

TABLE 8
U.S. Seniors Matched to PGY-1 Positions by Specialty
1996 – 2004

	1996	1997	1998	1999	2000	2001	2002	2003	2004
	No.	No.	No.	No.	No.	No.	No.	No.	No.
	%	%	%	%	%	%	%	%	%
PGY-1 Positions	43	80	118	137	173	237	307	321	322
Anesthesiology	0.3	0.6	0.9	1.0	1.3	1.8	2.3	2.4	2.4
Dermatology	15	23	26	25	34	26	31	25	30
Emergency Medicine	705	699	707	714	794	825	866	859	892
Family Practice	2,276	2,340	2,179	2,015	1,817	1,503	1,399	1,226	1,185
General Surgery	890	883	853	840	874	820	782	867	885
Preliminary (PGY-1 Only)	407	384	391	377	358	377	378	424	457
Surgery-Plastic Surgery	0	0	0	0	23	16	0	0	0
Internal Medicine	2,744	2,820	2,930	2,863	2,800	2,798	2,738	2,590	2,602
Medicine-Emerg Med	0	0	0	15	16	11	15	16	15
Medicine-Family Practice	0	0	0	3	5	2	3	3	4
Medicine-Neurology	0	0	0	0	1	0	1	1	0
Medicine-P M & R	0	0	0	1	3	1	0	0	0
Medicine-Pediatrics	336	387	374	347	338	337	292	258	296
Medicine-Preventive Med	0	0	0	0	0	0	2	0	1
Medicine-Psychiatry	15	24	22	21	20	19	14	19	14
Preliminary (PGY-1 Only)	901	846	943	1,057	1,136	1,271	1,398	1,468	1,471
Primary	339	386	376	347	281	234	204	192	188
Medical Genetics	0	0	0	0	0	0	1	0	1
Neurological Surgery	22	27	31	33	24	30	29	37	37
Neurology	6	8	18	16	22	20	21	25	34
Nuclear Medicine	0	0	0	0	0	0	1	0	0
Obstetrics-Gynecology	968	998	928	905	840	834	850	786	743
Ophthalmology	2	4	5	7	4	7	3	3	3
Orthopaedic Surgery	442	476	478	478	489	520	529	533	548
Otolaryngology	39	36	37	39	33	33	33	33	36
Pathology	229	141	128	146	127	170	198	265	292
Pediatrics	1,548	1,596	1,702	1,742	1,638	1,705	1,562	1,596	1,611
Pediatrics-Emerg Med	0	0	0	3	4	3	4	2	3
Pediatrics-P M & R	0	0	0	3	1	2	1	2	4
Peds/Psych/Child Psych	11	17	13	14	11	11	16	16	18
Primary	45	54	51	63	57	50	58	47	48
Plastic Surgery	46	55	43	45	45	56	72	71	73
Preventive Medicine	2	0	4	3	3	3	2	0	1
Physical Medicine & Rehab	52	40	28	34	27	31	48	35	51
Psychiatry	448	462	428	482	481	524	564	597	641
Psychiatry-Child Psychiatry	0	0	0	2	3	3	0	0	0
Psychiatry-Family Practice	0	0	0	6	11	11	11	5	9
Psychiatry-Neurology	0	0	0	2	0	1	0	0	0
Radiation Oncology	4	4	2	5	9	12	11	10	11
Radiology-Diagnostic	243	79	91	101	114	124	108	116	121
Transitional (PGY1-Only)	549	627	699	742	819	866	891	866	882
Urology	68	58	51	52	50	49	46	50	43
TOTAL - PGY1	13,395	13,554	13,656	13,707	13,485	13,542	13,489	13,364	13,572
	100.0	100.0	100.0	100.0	100.0	100.0	100.0	100.0	100.0

TABLE 9
Foreign-Trained Physicians Matched to PGY-1 Positions by Specialty
1996 – 2004

	1996		1997		1998		1999		2000		2001		2002		2003		2004	
	No.	%	No.	%	No.	%	No.	%	No.	%	No.	%	No.	%	No.	%	No.	%
PGY-1 Positions																		
Anesthesiology	66	1.9	114	3.3	123	3.8	110	3.2	105	3.0	66	2.0	49	1.4	54	1.4	50	1.2
Dermatology	1	0.0	1	0.0	0	0.0	1	0.0	1	0.0	1	0.0	1	0.0	4	0.1	0	0.0
Emergency Medicine	12	0.4	15	0.4	25	0.8	30	0.9	41	1.2	29	0.9	44	1.3	53	1.4	58	1.4
Family Practice	284	8.4	298	8.7	341	10.4	405	11.8	454	12.9	505	15.1	596	17.4	701	18.0	734	18.0
General Surgery	31	0.9	35	1.0	55	1.7	55	1.6	73	2.1	92	2.8	124	3.6	107	2.8	81	2.0
Preliminary (PGY-1 Only)	103	3.0	116	3.4	116	3.5	135	3.9	146	4.1	153	4.6	164	4.8	188	4.8	201	4.9
Surgery-Plastic Surgery	0	0.0	0	0.0	0	0.0	2	0.1	0	0.0	0	0.0	0	0.0	0	0.0	0	0.0
Internal Medicine	1,420	41.9	1,345	39.2	1,264	38.7	1,388	40.5	1,388	39.3	1,293	38.7	1,293	37.7	1,539	39.6	1,658	40.6
Medicine-Emerg Med	0	0.0	0	0.0	0	0.0	0	0.0	0	0.0	1	0.0	1	0.0	0	0.0	0	0.0
Medicine-Family Practice	0	0.0	0	0.0	0	0.0	2	0.1	1	0.0	1	0.0	0	0.0	0	0.0	0	0.0
Medicine-Neurology	0	0.0	0	0.0	0	0.0	0	0.0	0	0.0	0	0.0	1	0.0	0	0.0	1	0.0
Medicine-P M & R	0	0.0	0	0.0	0	0.0	0	0.0	0	0.0	0	0.0	0	0.0	0	0.0	1	0.0
Medicine-Pediatrics	22	0.6	29	0.8	25	0.8	20	0.6	30	0.8	31	0.9	29	0.8	42	1.1	40	1.0
Medicine-Preventive Med	0	0.0	0	0.0	0	0.0	0	0.0	0	0.0	0	0.0	0	0.0	1	0.0	1	0.0
Medicine-Psychiatry	2	0.1	3	0.1	3	0.1	7	0.2	8	0.2	4	0.1	5	0.1	3	0.1	4	0.1
Preliminary (PGY-1 Only)	229	6.8	228	6.6	197	6.0	176	5.1	157	4.4	158	4.7	112	3.3	141	3.6	143	3.5
Primary	136	4.0	137	4.0	121	3.7	124	3.6	131	3.7	107	3.2	91	2.7	82	2.1	74	1.8
Medical Genetics	0	0.0	0	0.0	0	0.0	0	0.0	0	0.0	0	0.0	0	0.0	1	0.0	0	0.0
Neurological Surgery	0	0.0	0	0.0	1	0.0	0	0.0	1	0.0	3	0.1	2	0.1	0	0.0	1	0.0
Neurology	16	0.5	16	0.5	12	0.4	20	0.6	19	0.5	19	0.6	21	0.6	18	0.5	22	0.5
Nuclear Medicine	0	0.0	1	0.0	1	0.0	0	0.0	0	0.0	0	0.0	0	0.0	0	0.0	1	0.0
Obstetrics-Gynecology	40	1.2	48	1.4	55	1.7	70	2.0	101	2.9	96	2.9	129	3.8	168	4.3	194	4.7
Ophthalmology	0	0.0	0	0.0	0	0.0	0	0.0	0	0.0	0	0.0	0	0.0	0	0.0	0	0.0
Orthopaedic Surgery	9	0.3	5	0.1	4	0.1	10	0.3	15	0.4	10	0.3	8	0.2	9	0.2	11	0.3
Otolaryngology	0	0.0	0	0.0	0	0.0	0	0.0	0	0.0	2	0.1	0	0.0	0	0.0	0	0.0
Pathology	85	2.5	95	2.8	105	3.2	125	3.6	110	3.1	109	3.3	99	2.9	82	2.1	81	2.0
Pediatrics	332	9.8	303	8.8	230	7.0	204	5.9	254	7.2	238	7.1	287	8.4	336	8.7	377	9.2
Pediatrics-Emerg Med	0	0.0	0	0.0	0	0.0	0	0.0	0	0.0	1	0.0	0	0.0	0	0.0	1	0.0
Pediatrics-P M & R	0	0.0	0	0.0	0	0.0	0	0.0	0	0.0	0	0.0	0	0.0	0	0.0	1	0.0
Peds/Psych/Child Psych	1	0.0	1	0.0	3	0.1	3	0.1	2	0.1	0	0.0	1	0.0	0	0.0	0	0.0
Primary	32	0.9	58	1.7	50	1.5	51	1.5	50	1.4	49	1.5	43	1.3	32	0.8	41	1.0
Plastic Surgery	0	0.0	0	0.0	1	0.0	0	0.0	1	0.0	1	0.0	1	0.0	1	0.0	2	0.0
Preventive Medicine	2	0.1	4	0.1	0	0.0	3	0.1	1	0.0	0	0.0	0	0.0	3	0.1	2	0.0
Physical Medicine & Rehab	20	0.6	19	0.6	30	0.9	31	0.9	29	0.8	26	0.8	13	0.4	22	0.6	7	0.2
Psychiatry	284	8.4	326	9.5	331	10.1	309	9.0	312	8.8	277	8.3	251	7.3	225	5.8	235	5.7
Psychiatry-Child Psychiatry	0	0.0	0	0.0	0	0.0	0	0.0	0	0.0	0	0.0	0	0.0	0	0.0	0	0.0
Psychiatry-Family Practice	0	0.0	0	0.0	0	0.0	1	0.0	1	0.0	1	0.0	1	0.0	2	0.1	1	0.0
Psychiatry-Neurology	0	0.0	0	0.0	0	0.0	0	0.0	1	0.0	0	0.0	0	0.0	0	0.0	0	0.0
Radiation Oncology	1	0.0	1	0.0	2	0.1	0	0.0	2	0.1	0	0.0	2	0.1	0	0.0	0	0.0
Radiology-Diagnostic	44	1.3	30	0.9	26	0.8	12	0.3	6	0.2	7	0.2	6	0.2	8	0.2	1	0.0
Transitional (PGY1-Only)	213	6.3	201	5.9	148	4.5	135	3.9	91	2.6	60	1.8	52	1.5	61	1.6	62	1.5
Urology	1	0.0	1	0.0	0	0.0	2	0.1	1	0.0	2	0.1	1	0.0	1	0.0	1	0.0
TOTAL - PGY1	3,386	100.0	3,430	100.0	3,269	100.0	3,431	100.0	3,532	100.0	3,342	100.0	3,427	100.0	3,884	100.0	4,087	100.0

Source: National Resident Matching Program 2004 Match Data

TABLE 10

Table 10 is displayed in two parts. Table 10a shows the number of programs ranked by U.S. seniors, and Table 10b reports the same information for all applicants. For example, an applicant ranking ten programs would contribute a count of ten to the total. Very competitive specialties are likely to have higher ratios of numbers of ranks per numbers of positions because applicants tend to rank more programs in those specialties.

The Ranked Positions column describes the total number of times a particular specialty was ranked. Using Anesthesiology PGY-1 for Total Applicants (the right side of the Table 10b) as an example:

- The first two columns show that 74 programs offered 443 anesthesiology PGY-1 positions.
- The Ranked Positions Column shows that collectively all applicants ranked those Anesthesiology programs 4,028 times.
- The next column (No. of Ranks/Position) shows the ratio of the number of ranks to the number of positions was 9.1/1 (4,028/443).
- The next two columns show that 414 of the 431 Anesthesiology PGY-1 positions offered were filled for a fill rate of (93.5 %).
- The last column indicates that 18 Anesthesiology programs had unfilled positions after the Match.

TABLE 10

TABLE 10a
Programs, Positions Ranked and Filled in 2004
US Seniors

Program Name	No. of Programs	Positions Offered	Ranked Positions	No. of Ranks/ Position	No. of Matches Filled	% Filled
PGY-1 Programs						
Anesthesiology	74	443	2,991	6.8	322	72.7
Dermatology	14	31	327	10.5	30	96.8
Emergency Medicine	116	1,151	8,696	7.6	892	77.5
Family Practice	482	2,864	7,030	2.5	1,185	41.4
General Surgery	242	1,044	10,056	9.6	885	84.8
Preliminary (PGY-1 Only)	208	1,074	1,525	1.4	457	42.6
Internal Medicine	366	4,751	21,089	4.4	2,602	54.8
Medicine-Emerg Med	10	22	136	6.2	15	68.2
Medicine-Family Practice	2	6	17	2.8	4	66.7
Medicine-Neurology	1	1	0	0.0	0	0.0
Medicine-P M & R	1	1	0	0.0	0	0.0
Medicine-Pediatrics	94	400	2,152	5.4	296	74.0
Medicine-Preventive Med	2	2	4	2.0	1	50.0
Medicine-Psychiatry	14	26	62	2.4	14	53.8
Preliminary (PGY-1 Only)	278	1,887	21,411	11.3	1,471	78.0
Primary	62	295	1,530	5.2	188	63.7
Medical Genetics	2	1	2	2.0	1	100.0
Neurological Surgery	23	43	37	0.9	37	86.0
Neurology	21	65	37	0.6	34	52.3
Nuclear Medicine	1	1	1	1.0	0	0.0
Obstetrics-Gynecology	244	1,142	5,927	5.2	743	65.1
Ophthalmology	2	4	4	1.0	3	75.0
Orthopaedic Surgery	152	589	6,664	11.3	548	93.0
Otolaryngology	19	42	36	0.9	36	85.7
Pathology	144	477	1,935	4.1	292	61.2
Pediatrics	191	2,261	12,175	5.4	1,611	71.3
Pediatrics-Emerg Med	2	4	11	2.8	3	75.0
Pediatrics-P M & R	4	5	11	2.2	4	80.0
Peds/Psych/Child Psych	10	19	88	4.6	18	94.7
Primary	16	95	564	5.9	48	50.5
Plastic Surgery	40	78	846	10.8	73	93.6
Preventive Medicine	5	7	3	0.4	1	14.3
Physical Medicine & Rehab	26	75	410	5.5	51	68.0
Psychiatry	184	1,020	4,328	4.2	641	62.8
Psychiatry-Family Practice	8	14	33	2.4	9	64.3
Radiation Oncology	6	11	133	12.1	11	100.0
Radiology-Diagnostic	34	126	1,798	14.3	121	96.0
Transitional (PGY1-Only)	123	1,065	13,801	13.0	882	82.8
Urology	23	50	44	0.9	43	86.0
TOTAL - PGY1	3,246	21,192	125,914	5.9	13,572	64.0
PGY-2 Programs						
Anesthesiology	103	846	5,562	6.6	575	68.0
Dermatology	94	263	2,210	8.4	208	79.1
Emergency Medicine	13	144	1,031	7.2	119	82.6
Nuclear Medicine	4	5	9	1.8	2	40.0
Orthopaedic Surgery	2	5	5	1.0	1	20.0
Physical Medicine & Rehab	60	268	1,119	4.2	133	49.6
Plastic Surgery	1	1	9	9.0	1	100.0
Preventive Medicine	2	3	0	0.0	0	0.0
Psychiatry	4	5	15	3.0	4	80.0
Radiation Oncology	63	117	1,005	8.6	101	86.3
Radiology-Diagnostic	171	855	9,078	10.6	691	80.8
TOTAL - PGY2	517	2,512	20,043	8.0	1,835	73.0
GRAND TOTAL	3,763	23,704	145,957	6.2	15,407	65.0

Source: National Resident Matching Program 2004 Match Data

TABLE 10

TABLE 10b
Programs, Positions Ranked and Filled in 2004
All Applicants

Program Name	No. of Programs	Positions Offered	Ranked Positions	No. of Ranks/ Position	No. of Matches Filled	% Filled
PGY-1 Programs						
Anesthesiology	74	443	4,028	9.1	414	93.5
Dermatology	14	31	373	12.0	30	96.8
Emergency Medicine	116	1,151	10,361	9.0	1,129	98.1
Family Practice	482	2,864	15,151	5.3	2,256	78.8
General Surgery	242	1,044	12,903	12.4	1,042	99.8
Preliminary (PGY-1 Only)	208	1,074	3,249	3.0	699	65.1
Internal Medicine	366	4,751	40,768	8.6	4,627	97.4
Medicine-Emerg Med	10	22	169	7.7	18	81.8
Medicine-Family Practice	2	6	22	3.7	5	83.3
Medicine-Neurology	1	1	2	2.0	1	100.0
Medicine-P M & R	1	1	5	5.0	1	100.0
Medicine-Pediatrics	94	400	2,596	6.5	352	88.0
Medicine-Preventive Med	2	2	13	6.5	2	100.0
Medicine-Psychiatry	14	26	95	3.7	18	69.2
Preliminary (PGY-1 Only)	278	1,887	24,757	13.1	1,685	89.3
Primary	62	295	2,752	9.3	284	96.3
Medical Genetics	2	1	3	3.0	1	100.0
Neurological Surgery	23	43	39	0.9	38	88.4
Neurology	21	65	73	1.1	56	86.2
Nuclear Medicine	1	1	3	3.0	1	100.0
Obstetrics-Gynecology	244	1,142	8,665	7.6	1,066	93.3
Ophthalmology	2	4	6	1.5	3	75.0
Orthopaedic Surgery	152	589	7,140	12.1	588	99.8
Otolaryngology	19	42	40	1.0	37	88.1
Pathology	144	477	3,541	7.4	438	91.8
Pediatrics	191	2,261	16,367	7.2	2,163	95.7
Pediatrics-Emerg Med	2	4	16	4.0	4	100.0
Pediatrics-P M & R	4	5	18	3.6	5	100.0
Peds/Psych/Child Psych	10	19	103	5.4	18	94.7
Primary	16	95	1,223	12.9	94	98.9
Plastic Surgery	40	78	892	11.4	77	98.7
Preventive Medicine	5	7	27	3.9	3	42.9
Physical Medicine & Rehab	26	75	642	8.6	69	92.0
Psychiatry	184	1,020	7,294	7.2	979	96.0
Psychiatry-Family Practice	8	14	47	3.4	12	85.7
Radiation Oncology	6	11	150	13.6	11	100.0
Radiology-Diagnostic	34	126	2,015	16.0	126	100.0
Transitional (PGY1-Only)	123	1,065	15,156	14.2	990	93.0
Urology	23	50	52	1.0	50	100.0
TOTAL - PGY1	3,246	21,192	180,756	8.5	19,392	91.5
PGY-2 Programs						
Anesthesiology	103	846	7,381	8.7	786	92.9
Dermatology	94	263	2,728	10.4	262	99.6
Emergency Medicine	13	144	1,227	8.5	142	98.6
Nuclear Medicine	4	5	19	3.8	2	40.0
Orthopaedic Surgery	2	5	9	1.8	1	20.0
Physical Medicine & Rehab	60	268	2,254	8.4	257	95.9
Plastic Surgery	1	1	9	9.0	1	100.0
Preventive Medicine	2	3	0	0.0	0	0.0
Psychiatry	4	5	19	3.8	4	80.0
Radiation Oncology	63	117	1,181	10.1	115	98.3
Radiology-Diagnostic	171	855	10,725	12.5	850	99.4
TOTAL - PGY2	517	2,512	25,552	10.2	2,420	96.3
GRAND TOTAL	3,763	23,704	206,308	8.7	21,812	92.0

TABLE 11

Table 11a displays by specialty the program choices made by matched and unmatched U.S. seniors. Table 11b shows the same information for independent applicants. Independent applicants include the following categories:

U.S. Citizen Graduates Of Foreign Medical Schools
Non-U.S. Citizen Graduates Of Foreign Medical Schools
Canadian Applicants
Osteopathic Applicants
Fifth Pathway Applicants
Previous U.S. Graduates

Prior to this year, Table 11 displayed the number of Positions per U.S. Senior and the number of Positions per Active Applicant. Those calculations were based upon the numbers of applicants who ranked the specialty as their Only Choice, First Choice, or Not First Choice. This year, the table was revised to calculate the ratio of Preferred Positions per U.S. Senior and the number of Preferred Positions per Active Applicant. In those calculations, the denominator includes only those applicants for whom the specialty was the only or first choice.

Prior to the 2003 Match, this table counted only PGY-1 positions, including preliminary positions in all specialties. In 2003, PGY-2 positions were added so that the table reflected the total number of positions offered within a specialty. Beginning this year, preliminary and transitional year positions have been eliminated from the calculations. Thus, the numerator now consists of all positions in a specialty, minus preliminary positions. Currently, an applicant who ranked categorical Dermatology programs as well as advanced Dermatology programs is counted once under the "Dermatology Only Choice" column.

The table also shows the ratio of applicants choosing a specialty to the number of positions in that specialty. For example:

- 382 U.S. seniors ranked at least one Dermatology program. Dermatology was the preferred specialty for the 373 U.S. seniors for whom it was the only or first choice. With only 294 positions offered, the ratio of positions to U.S. senior applicants for whom it was the preferred choice was 0.8:1, indicating a competitive specialty.
- On the other hand, 978 U.S. seniors ranked at least one Diagnostic Radiology program, and it was the only or first choice for only 971 of them. With 978 positions offered, the ratio of positions to U.S. senior applicants was 1.0:1, indicating the supply and the demand are almost equal for those positions.

While the ratios for U.S. seniors and the total applicant pool are similar in many specialties, there are some notable exceptions. In some specialties, the ratios for U.S. students were significantly higher than for all applicants combined, meaning all other applicants ranked those specialties much more frequently. For example:

<u>Specialty</u>	<u>U.S. Ratios</u>	<u>Total Applicant Ratio</u>
Family practice	2.4	1.1
Pathology	1.5	0.7
Psychiatry	1.5	0.8

TABLE 11a
U.S. Seniors' Choices for Programs by Specialty
2004 Match

	Only Choice	First Choice	Not First Choice	Total U.S. Seniors	¹ Total Positions	² Preferred Positions Per U.S. Senior
Anesthesiology	870	41	38	949	1,280	1.4
Dermatology	297	76	9	382	294	0.8
Emergency Medicine	1,014	67	63	1,144	1,286	1.2
Family Practice	1,137	38	116	1,291	2,863	2.4
Internal Medicine	2,983	143	265	3,391	5,504	1.8
Medical Genetics	0	1	1	2	1	1.0
Neurological Surgery	36	1	0	37	43	1.2
Neurology	33	2	0	35	58	1.7
Nuclear Medicine	0	3	7	10	6	2.0
Obstetrics and Gynecology	757	18	16	791	1,135	1.5
Ophthalmology	1	0	0	1	1	1.0
Orthopaedic Surgery	651	47	13	711	594	0.9
Otolaryngology	34	2	0	36	42	1.2
Pathology-Anatomic and Clinical	308	11	10	329	476	1.5
Pediatrics	1,648	46	92	1,786	2,366	1.4
Physical Medicine and Rehabilitation	189	12	11	212	343	1.7
Plastic Surgery	31	108	12	151	78	0.6
Preventive Medicine	0	0	3	3	10	
Psychiatry	642	44	28	714	1,036	1.5
Radiation Oncology	115	23	8	146	128	0.9
Radiology-Diagnostic	874	97	28	999	978	1.0
Surgery-General	1,046	40	144	1,230	1,044	1.0
Urology	43	0	0	43	50	1.2
TOTAL	12,709	820			19,616	

NOTE: ¹Total positions includes all positions offered in a specialty, except preliminary positions.

NOTE: ²Preferred Positions Per U.S. Senior is the ratio of Total Positions to the number of U.S. seniors for whom that specialty was the first or only choice.

TABLE 11b
Independent Applicants' (I.A.) Choices for Programs by Specialty
2004 Match

	Only Choice	First Choice	Not First Choice	Total IAs	¹ Total Preferred Choices	² Preferred Positions Per Active Applicant
Anesthesiology	398	99	96	593	1,408	0.9
Dermatology	159	17	6	182	549	0.5
Emergency Medicine	360	63	51	474	1,504	0.9
Family Practice	1,005	485	884	2,374	2,665	1.1
Internal Medicine	2,791	891	997	4,679	6,808	0.8
Medical Genetics	0	0	1	1	1	1.0
Neurological Surgery	1	0	1	2	38	1.1
Neurology	22	3	1	26	60	1.0
Nuclear Medicine	3	1	6	10	7	0.9
Obstetrics and Gynecology	375	160	102	637	1,310	0.9
Ophthalmology	0	0	0	0	1	1.0
Orthopaedic Surgery	95	42	14	151	835	0.7
Otolaryngology	1	1	1	3	38	1.1
Pathology-Anatomic and Clinical	266	64	127	457	649	0.7
Pediatrics	624	217	431	1,272	2,535	0.9
Physical Medicine and Rehabilitation	200	56	63	319	457	0.8
Plastic Surgery	11	10	4	25	160	0.5
Preventive Medicine	0	5	12	17	5	2.0
Psychiatry	461	131	272	864	1,278	0.8
Radiation Oncology	33	15	6	54	186	0.7
Radiology-Diagnostic	323	104	37	464	1,398	0.7
Surgery-General	511	129	134	774	1,726	0.6
Urology	7	0	1	8	50	1.0
TOTAL	7,646	2,493			23,668	

NOTE: ¹Total Preferred Choices is the number of U.S. seniors and independent applicants for whom that specialty was the first or only choice.

NOTE: ²Preferred Positions Per Active Applicant is the ratio of Total Positions to the number of U.S. seniors and independent applicants for whom that specialty was the first or only choice.

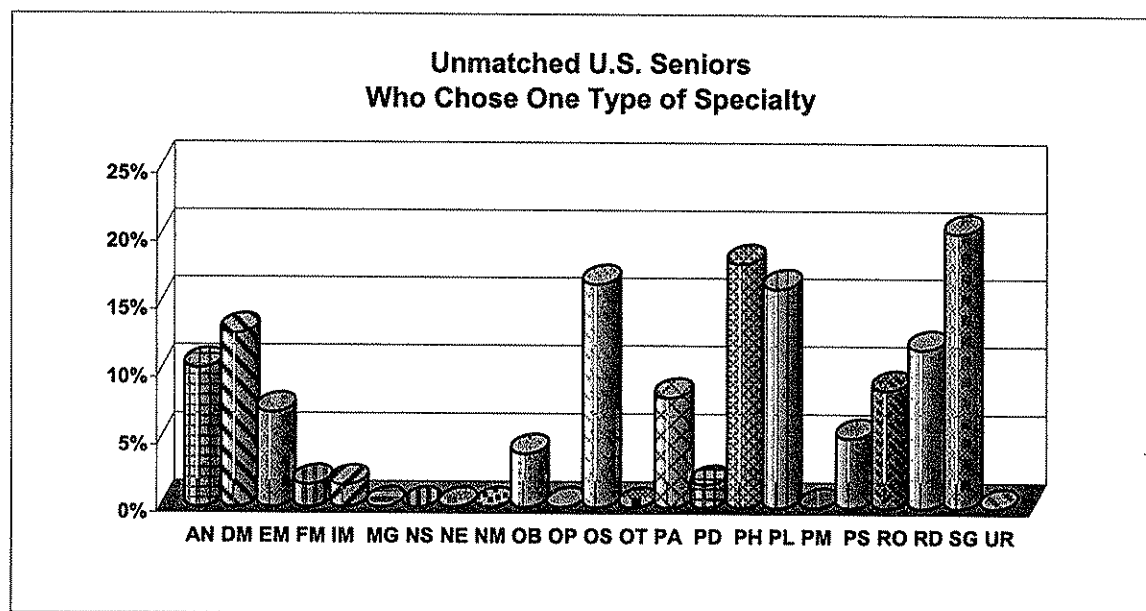
TABLE 12

Table 12a examines the 87.0 percent of U.S. seniors who submitted rank order lists with only one type of specialty ranked. Table 12b, which displays the same information for independent applicants, is new to the Results and Data Book this year. As in tables 11a and 11b, this year preliminary and transitional year positions were not used in the calculations because they do not represent a "specialty choice".

The high percentage of unmatched applicants in such specialties as Dermatology, Orthopaedic Surgery, and General Surgery reflect the fact that there are significantly more applicants interested in those specialties than there are available positions. That disparity also is reflected in the high fill rates (Table 6) for the PGY-1 positions of the three specialties, which were 96.8 percent, 99.8 percent, and 99.8 percent respectively.

TABLE 12a
Match Results for U.S. Seniors Who Chose One Type of Specialty
2004 Match

Specialty	Matched	Unmatched	Total	Percentage Of Applicants By Specialty	Percent Unmatched
Anesthesiology (AN)	781	89	870	6.8%	10.2%
Dermatology (DM)	259	38	297	2.3%	12.8%
Emergency Medicine (EM)	943	71	1,014	8.0%	7.0%
Family Practice (FM)	1,118	19	1,137	8.9%	1.7%
Internal Medicine (IM)	2,934	49	2,983	23.5%	1.6%
Medical Genetics (MG)	0	0	0	0.0%	0.0%
Neurological Surgery (NS)	36	0	36	0.3%	0.0%
Neurology (NE)	33	0	33	0.3%	0.0%
Nuclear Medicine (NM)	0	0	0	0.0%	0.0%
Obstetrics and Gynecology (OB)	727	30	757	6.0%	4.0%
Ophthalmology (OP)	1	0	1	0.0%	0.0%
Orthopaedic Surgery (OS)	544	107	651	5.1%	16.4%
Otolaryngology (OT)	34	0	34	0.3%	0.0%
Pathology-Anatomic and Clinical (PA)	283	25	308	2.4%	8.1%
Pediatrics (PD)	1,620	28	1,648	13.0%	1.7%
Physical Medicine and Rehabilitation (PH)	155	34	189	1.5%	18.0%
Plastic Surgery (PL)	26	5	31	0.2%	16.1%
Preventive Medicine (PM)	0	0	0	0.0%	0.0%
Psychiatry (PS)	609	33	642	5.1%	5.1%
Radiation Oncology (RO)	105	10	115	0.9%	8.7%
Radiology-Diagnostic (RD)	772	102	874	6.9%	11.7%
Surgery-General (SG)	834	212	1,046	8.2%	20.3%
Urology (UR)	43	0	43	0.3%	0.0%
TOTAL	11,857	852	12,709	100.0%	6.7%



Source: National Resident Matching Program 2004 Match Data

TABLE 12b
Match Results for Independent Applicants Who Chose One Type of Specialty
2004 Match

Specialty	Matched	Unmatched	Total	Percentage of Applicants By Specialty	Percent Unmatched
Anesthesiology (AN)	118	280	398	5.2%	70.4%
Dermatology (DM)	12	147	159	2.1%	92.5%
Emergency Medicine (EM)	220	140	360	4.7%	38.9%
Family Practice (FM)	626	379	1,005	13.1%	37.7%
Internal Medicine (IM)	1,718	1,073	2,791	36.5%	38.4%
Medical Genetics (MG)	0	0	0	0.0%	0.0%
Neurological Surgery (NS)	1	0	1	0.0%	0.0%
Neurology (NE)	19	3	22	0.3%	13.6%
Nuclear Medicine (NM)	1	2	3	0.0%	66.7%
Obstetrics and Gynecology (OB)	239	136	375	4.9%	36.3%
Ophthalmology (OP)	0	0	0	0.0%	0.0%
Orthopaedic Surgery (OS)	35	60	95	1.2%	63.2%
Otolaryngology (OT)	1	0	1	0.0%	0.0%
Pathology-Anatomic and Clinical (PA)	120	146	266	3.5%	54.9%
Pediatrics (PD)	454	170	624	8.2%	27.2%
Physical Medicine and Rehabilitation (PH)	31	169	200	2.6%	84.5%
Plastic Surgery (PL)	4	7	11	0.1%	63.6%
Preventive Medicine (PM)	0	0	0	0.0%	0.0%
Psychiatry (PS)	259	202	461	6.0%	43.8%
Radiation Oncology (RO)	0	33	33	0.4%	100.0%
Radiology-Diagnostic (RD)	45	278	323	4.2%	86.1%
Surgery-General (SG)	211	300	511	6.7%	58.7%
Urology (UR)	7	0	7	0.1%	0.0%
TOTAL	4,121	3,525	7,646	100.0%	46.1%

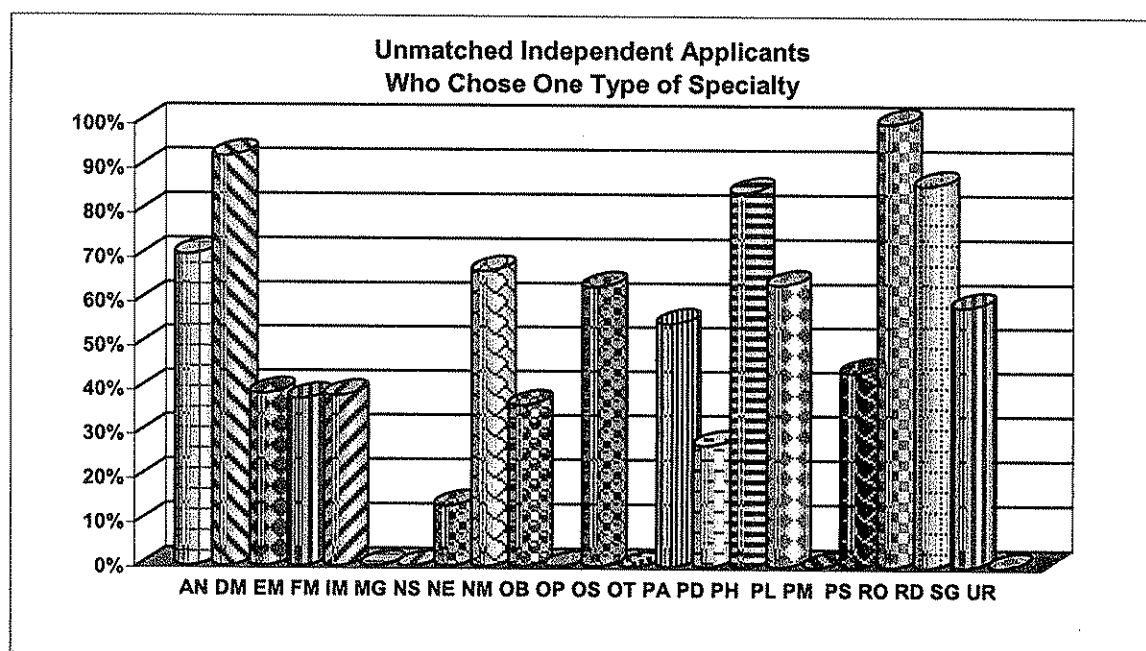


TABLE 13

This year, the data for 1992-2004 have been re-calculated from the NRMP Data Warehouse so that only programs listed on applicants' primary rank order lists are used. In addition, each partner of a couple was credited with the highest rank on the rank order list of the program to which he/she matched since couples frequently rank the same program multiple times.

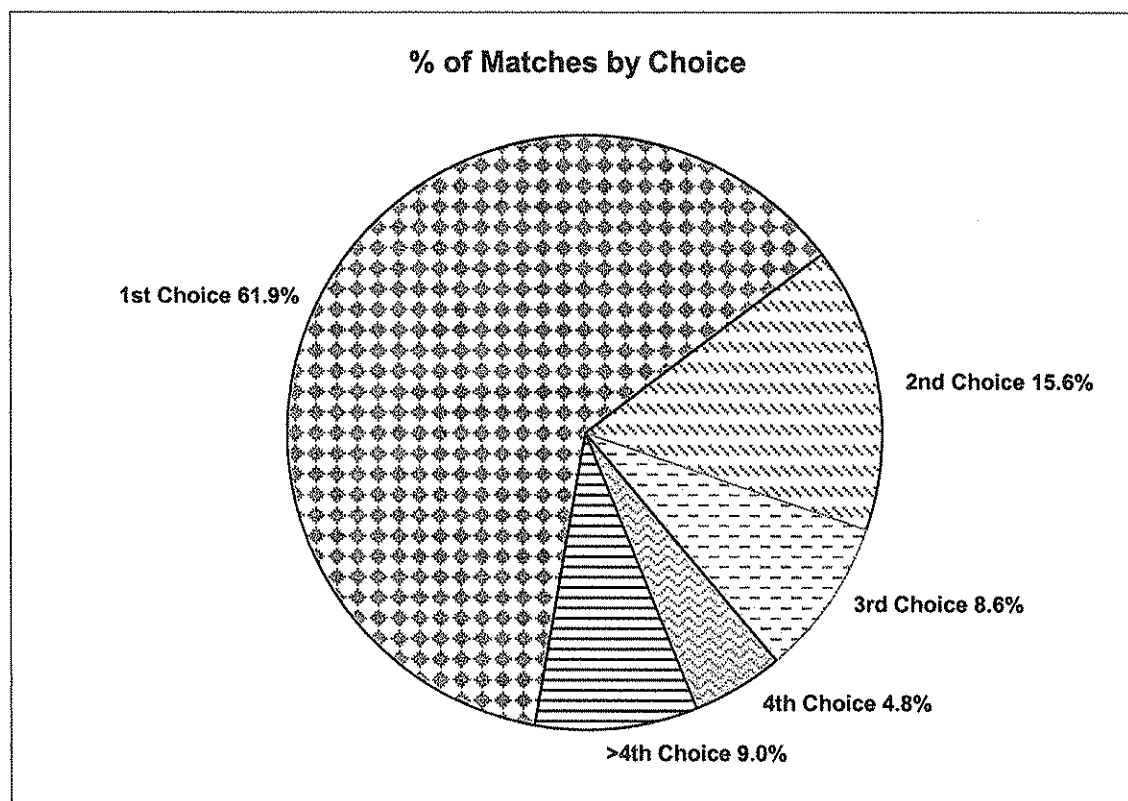
Table 13a displays the number of matches obtained by U.S. seniors to programs that were ranked by the students first, second, third, fourth, or fifth and lower. Table 13b, which displays the same data for independent applicants, is new to the Results and Data Book this year.

Of all matches obtained by U.S. seniors on their primary list, 86.1 percent were to one of the first three choices. The percent of matches to programs ranked among the top three choices is down 0.4 percentage points from 2003. Approximately 61.9 percent were first choice matches, 15.6 percent were second choice, and 8.6 percent were third choice.

The percentage of independent applicants who matched to one of their top three choice programs was almost as high as that for U.S. seniors. More than one-half (52.2%) matched to their first choice program, 19.5 percent matched to their second choice, and 11.8 percent matched to their third choice, for a total of 83.5 percent.

TABLE 13a
Matches from U.S. Seniors' Primary Rank Order Lists
1992 - 2004

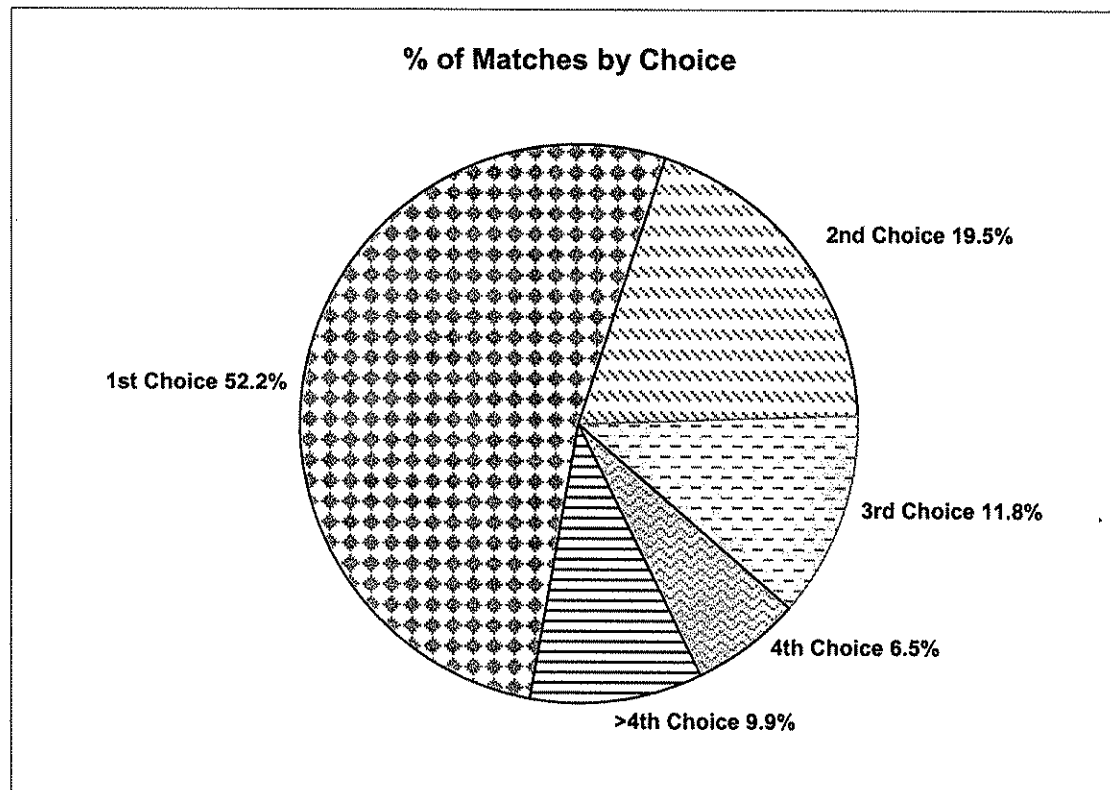
	First	Percent	Second	Percent	Third	Percent	Fourth	Percent	>Fourth	Percent	Total #
Year	Choice	Matches	Choice	Matches	Choice	Matches	Choice	Matches	Choice	Matches	Matches
1992	8,266	63.1	2,023	15.4	1,033	7.9	624	4.8	1,161	8.9	13,107
1993	8,366	63.6	1,989	15.1	1,045	7.9	615	4.7	1,146	8.7	13,161
1994	8,397	63.0	2,054	15.4	1,104	8.3	598	4.5	1,177	8.8	13,330
1995	8,056	58.9	2,158	15.8	1,250	9.1	783	5.7	1,434	10.5	13,681
1996	7,961	59.0	2,148	15.9	1,178	8.7	814	6.0	1,400	10.4	13,501
1997	8,079	59.0	2,182	15.9	1,311	9.6	761	5.6	1,369	10.0	13,702
1998	8,028	58.0	2,283	16.5	1,332	9.6	802	5.8	1,398	10.1	13,843
1999	8,455	60.7	2,181	15.7	1,234	8.9	774	5.6	1,277	9.2	13,921
2000	8,542	62.4	2,102	15.3	1,187	8.7	656	4.8	1,209	8.8	13,696
2001	8,393	61.0	2,149	15.6	1,199	8.7	698	5.1	1,314	9.6	13,753
2002	8,370	61.0	2,130	15.5	1,289	9.4	687	5.0	1,249	9.1	13,725
2003	8,482	62.4	2,135	15.7	1,144	8.4	701	5.2	1,133	8.3	13,595
2004	8,510	61.9	2,138	15.6	1,188	8.6	659	4.8	1,243	9.0	13,738



Source: National Resident Matching Program 2004 Match Data

TABLE 13b
Matches from Independent Applicants' Primary Rank Order Lists
1992 - 2004

Year	First Choice	Percent Matches	Second Choice	Percent Matches	Third Choice	Percent Matches	Fourth Choice	Percent Matches	>Fourth Choice	Percent Matches	Total # Matches
1992	1,837	52.5	677	19.4	373	10.7	218	6.2	392	11.2	3,497
1993	2,126	52.2	784	19.2	451	11.1	261	6.4	452	11.1	4,074
1994	2,357	53.2	883	19.9	468	10.6	266	6.0	456	10.3	4,430
1995	2,244	49.6	915	20.2	471	10.4	331	7.3	561	12.4	4,522
1996	2,416	50.0	911	18.8	547	11.3	316	6.5	645	13.3	4,835
1997	2,458	49.9	901	18.3	510	10.3	355	7.2	705	14.3	4,929
1998	2,532	52.0	911	18.7	522	10.7	292	6.0	613	12.6	4,870
1999	2,713	54.3	897	18.0	540	10.8	312	6.2	534	10.7	4,996
2000	2,956	56.3	1,067	20.3	515	9.8	304	5.8	409	7.8	5,251
2001	2,887	55.7	1,002	19.3	531	10.2	304	5.9	458	8.8	5,182
2002	2,858	53.9	1,047	19.8	621	11.7	305	5.8	468	8.8	5,299
2003	3,163	54.0	1,230	21.0	593	10.1	373	6.4	500	8.5	5,859
2004	3,277	52.2	1,225	19.5	741	11.8	409	6.5	622	9.9	6,274



Source: National Resident Matching Program 2004 Match Data

TABLE 14

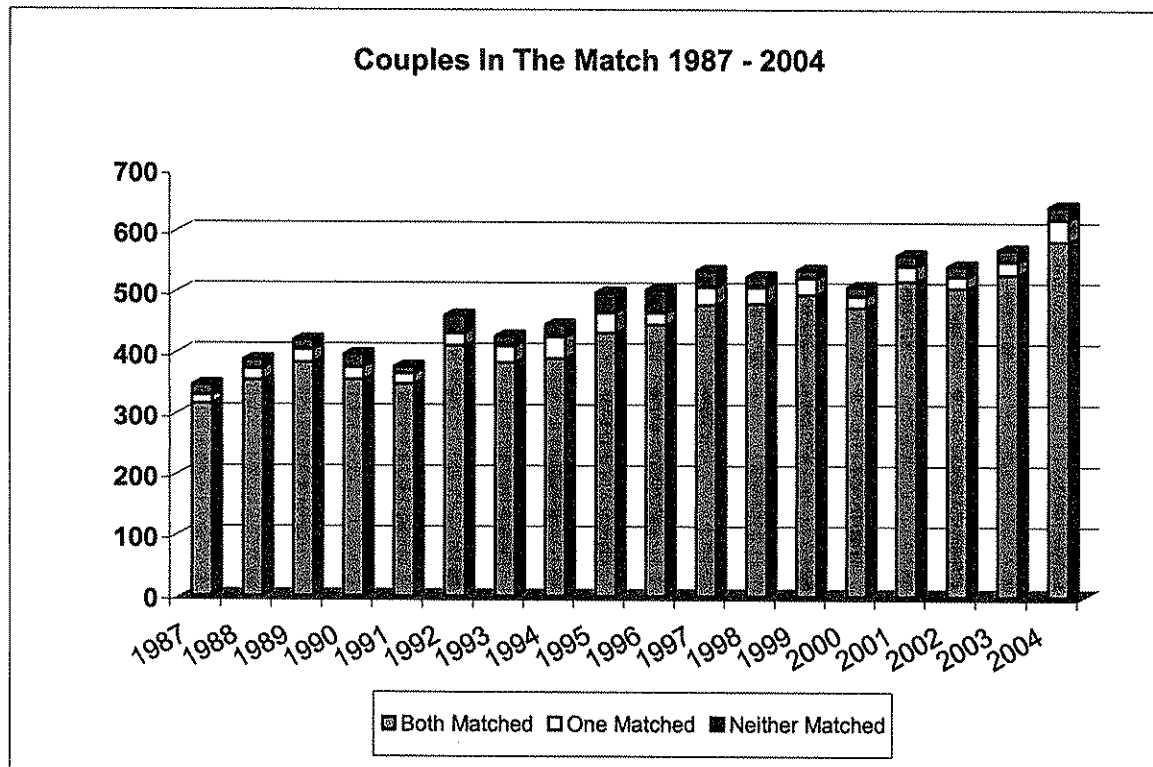
Couples have been able to participate together in the NRMP's Main Residency Match since 1984. The two partners identify themselves as a couple to the NRMP and submit rank order lists of identical length. The algorithm treats the two lists as a unit, matching the couple to the highest linked program choices where both partners match to programs on their lists.

Couples enjoy great success in the Match, with match rates above 90 percent every year since 1984. In 2004, the match rate for couples was 93.9 percent. More than 80 percent of couples are U.S. seniors, and their match rates are very similar to their classmates, varying within 1 or 2 percentage points each year.

Couples have the option of one partner indicating a willingness to go unmatched at a certain rank on the rank order list if the partner matches to the program that is linked to that rank. Table 14 shows the number of couples matched with this option in the *One Matched* column.

TABLE 14
Couples in the Match
1987 - 2004

Year	Couples	Individuals	Both	One	Neither	Match
1987	347	694	316	14	17	93.1
1988	388	776	355	19	14	93.9
1989	421	842	384	21	16	93.7
1990	397	794	356	20	21	92.2
1991	377	754	349	17	11	94.8
1992	461	922	412	20	29	91.5
1993	427	854	384	27	16	93.1
1994	446	892	391	35	20	91.6
1995	499	998	433	33	33	90.1
1996	504	1,008	446	20	38	90.5
1997	535	1,070	479	29	27	92.2
1998	525	1,050	481	27	17	94.2
1999	536	1,072	496	27	13	95.1
2000	508	1,016	475	18	15	95.3
2001	561	1,122	518	25	18	94.6
2002	543	1,086	507	19	17	95.1
2003	570	1,140	529	22	19	94.7
2004	641	1,282	584	36	21	93.9



Source: National Resident Matching Program 2004 Match Data

TABLE 15

Table 15 shows the number of PGY-1 matches in each specialty by applicant type. The format for Table 15 was revised in 2002 and no longer includes matches by state.

TABLE 15
PGY-1 Matches by Specialty and Applicant Type
2004 Match

Specialty	Number	Filled	U.S. Senior	U.S. Grad	5th Path	U.S. IMG	Osteo	Canada	IMG
PGY-1 Programs									
Anesthesiology	443	414	322	8	0	17	34	0	33
Dermatology	31	30	30	0	0	0	0	0	0
Emergency Medicine	1,151	1,129	892	72	3	47	100	4	11
Family Practice	2,864	2,256	1,185	55	8	250	268	6	484
General Surgery	1,044	1,042	885	49	2	38	22	3	43
Preliminary (PGY-1 Only)	1,074	699	457	18	6	49	13	4	152
Surgery-Plastic Surgery	0	0	0	0	0	0	0	0	0
Internal Medicine	4,751	4,627	2,602	77	18	318	253	19	1,340
Medicine-Emerg Med	22	18	15	0	0	0	2	1	0
Medicine-Family Practice	6	5	4	0	0	0	1	0	0
Medicine-Neurology	1	1	0	0	0	0	0	0	1
Medicine-P M & R	1	1	0	0	0	1	0	0	0
Medicine-Pediatrics	400	352	296	3	0	13	13	0	27
Medicine-Preventive Med	2	2	1	0	0	0	0	0	1
Medicine-Psychiatry	26	18	14	0	0	1	0	0	3
Preliminary (PGY-1 Only)	1,887	1,685	1,471	40	2	50	24	5	93
Primary	295	284	188	3	1	14	17	1	60
Medical Genetics	1	1	1	0	0	0	0	0	0
Neurological Surgery	43	38	37	0	0	1	0	0	0
Neurology	65	56	34	0	0	5	0	0	17
Nuclear Medicine	1	1	0	0	0	1	0	0	0
Obstetrics-Gynecology	1,142	1,066	743	32	9	62	87	1	132
Ophthalmology	4	3	3	0	0	0	0	0	0
Orthopaedic Surgery	589	588	548	28	0	3	1	0	8
Otolaryngology	42	37	36	1	0	0	0	0	0
Pathology	477	438	292	37	2	21	25	1	60
Pediatrics	2,261	2,163	1,611	29	3	126	135	8	251
Pediatrics-Emerg Med	4	4	3	0	0	1	0	0	0
Pediatrics-P M & R	5	5	4	0	0	1	0	0	0
Peds/Psych/Child Psych	19	18	18	0	0	0	0	0	0
Primary	95	94	48	4	0	7	1	0	34
Plastic Surgery	78	77	73	1	0	0	0	1	2
Preventive Medicine	7	3	1	0	0	1	0	0	1
Physical Medicine & Rehab	75	69	51	1	0	6	9	1	1
Psychiatry	1,020	979	641	27	4	64	67	5	171
Psychiatry-Child Psychiatry	0	0	0	0	0	0	0	0	0
Psychiatry-Family Practice	14	12	9	0	0	1	2	0	0
Psychiatry-Neurology	0	0	0	0	0	0	0	0	0
Radiation Oncology	11	11	11	0	0	0	0	0	0
Radiology-Diagnostic	126	126	121	2	0	0	2	0	1
Transitional (PGY1-Only)	1,065	990	882	16	4	19	22	4	43
Urology	50	50	43	5	0	0	1	0	1
TOTALS	21,192	19,392	13,572	508	62	1,117	1,099	64	2,970

Source: National Resident Matching Program 2004 Match Data

TABLE 16

Due to numerous requests, Table 16 was added in 2003 to show the number of PGY-2 matches in each specialty by applicant type.

TABLE 16
PGY-2 Matches By Specialty and Applicant Type
2004 Match

Specialty	Number	Filled	U.S. Senior	U.S. Grad	5th Path	U.S. IMG	Osteo	Canada	IMG
PGY-2 Programs									
Anesthesiology	846	786	575	32	0	36	99	4	40
Dermatology	263	262	208	46	0	2	0	1	5
Emergency Medicine	144	142	119	8	0	2	10	2	1
Nuclear Medicine	5	2	2	0	0	0	0	0	0
Orthopaedic Surgery	5	1	1	0	0	0	0	0	0
Physical Medicine & Rehab	268	257	133	14	3	11	83	0	13
Plastic Surgery	1	1	1	0	0	0	0	0	0
Preventive Medicine	3	0	0	0	0	0	0	0	0
Psychiatry	5	4	4	0	0	0	0	0	0
Radiation Oncology	117	115	101	11	0	1	1	0	1
Radiology-Diagnostic	855	850	691	90	2	12	23	4	28
TOTALS	2,512	2,420	1,835	201	5	64	216	11	88

Source: National Resident Matching Program 2004 Match Data

NRMP PROGRAM RESULTS 2004 MATCH

NRMP Program Results lists every hospital that participated in the Match, along with the number of candidates requested and the number matched for each of the institution's programs.

Hospitals are arranged alphabetically within state. The listing includes the hospital name (abbreviated in some instances); the program code, which identifies each program; the quota (the number of positions offered by the program); and the number of applicants matched with that program.

There are three reasons why a program that ranked an adequate number of applicants did not fill its quota: the applicants preferred other programs having vacancies; the applicants did not rank the program; or the applicants had withdrawn from the Match.

There are also three reasons why applicants may not be matched with their most preferred program: the program was filled with applicants it preferred; the program did not rank the applicant; or the program had withdrawn from the Match.

The following types of programs are offered through the NRMP:

- Categorical (C) positions are positions in programs that expect applicants who enter in their first post graduate year to complete the training required for certification in that specialty, provided their performance is satisfactory. Categorical programs in primary medicine and primary pediatrics are designated by (M) to distinguish them from regular medicine and pediatrics programs.
- Preliminary (P) positions are for one or two years of training as prerequisite for entering advanced positions in specialty programs that require one or more years of broad clinical training. Internal medicine, surgery, and transitional programs commonly offer preliminary positions.
- Advanced (A) positions (to begin in 2005) are positions in specialty programs that begin after completion of one or more years of preliminary training. Applicants without prior graduate medical education can apply for those positions while also applying for preliminary positions (to begin in 2004) that are compatible with their plans.
- Physician (R) positions are positions that are reserved for physicians who have had prior graduate medical education. Physician positions are not available to senior U.S. medical students.

NRMP Program Code Structure

The NRMP program code is a **9-character** code based on the following criteria.

- The **first four characters** are the Institution Code.
- The **fifth through the seventh characters** represent specialty code obtained from the **first three digits** of the program's **ACGME Code** and designates the specialty.

- The **eighth character** represents the program type:
 - ✓ **P** – Preliminary program
 - ✓ **C** – Categorical program
 - ✓ **M** – Primary program
 - ✓ **A** – Advanced program
 - ✓ **R** - Physician program
 - ✓ **F** – Fellowship program
- The **ninth character** represents the track
 - ✓ **0** – first program/track in the specialty and program type at the institution
 - ✓ **1** – second program/track in the same specialty and program type at the same institution (i.e. 34th Street Clinic)
 - ✓ **2** – third program/track in the same specialty and program type at the same institution (i.e. Rural Clinic)

Examples

Institution: **1022** - UC San Francisco-FRESNO

ACGME Number: **140-05-31-033** - internal medicine

Program Type: **P** - preliminary

First Track: **0**

Program Code: **1022140P0**

Second Track: **1**

Program Code: **1022140P1**

Note: See ACGME Specialty Codes on the following page.

ACGME SPECIALTY CODES
5th, 6th, and 7th Characters of the NRMP Program Code

SPECIALTY CODE	SPECIALTY
040	Anesthesiology
080	Dermatology
110	Emergency Medicine
120	Family Practice
130	Medical Genetics
140	Internal Medicine
160	Neurological Surgery
180	Neurology
185	Child Neurology
200	Nuclear Medicine
220	Obstetrics and Gynecology
240	Ophthalmology
260	Orthopaedic Surgery
280	Otolaryngology
300	Pathology-Anatomic and Clinical
320	Pediatrics
340	Physical Medicine and Rehabilitation
360	Plastic Surgery
380	Preventive Medicine
400	Psychiatry
420	Radiology-Diagnostic
430	Radiation Oncology
440	Surgery-General
480	Urology
700	Internal Medicine/Pediatrics
705	Internal Medicine/Emergency Medicine
710	Medicine/Physical Medicine & Rehabilitation
715	Internal Medicine/Psychiatry
720	Psychiatry/Family Practice
725	Pediatrics/Emergency Medicine
730	Pediatrics/Psych/Child Psychiatry
735	Pediatrics/Physical Medicine & Rehabilitation
740	Internal Medicine/Family Practice
745	Internal Medicine/Neurology
751	Internal Medicine/Preventive Medicine
755	Psychiatry/Neurology
765	Pediatrics/Medical Genetics
766	Internal Medicine/Medical Genetics
999	Transitional Year

Match Outcome for All Institutions by State 2004

Page 1 of 51

CODE QUOTA MATCHED

CODE QUOTA MATCHED

ALABAMA

Baptist Health System-AL

BIRMINGHAM

Internal Medicine	1903140C0	10	10
Medicine-Preliminary	1903140P0	8	3
Pathology	1903300C0	1	1
Radiology-Diagnostic	1903420C0	3	3
General Surgery	1903440C0	2	2
Surgery-Preliminary	1903440P0	4	1
Transitional	1903999P0	13	13

Carraway Methodist Med Ctr-AL

BIRMINGHAM

Family Practice	1006120C0	4	4
Internal Medicine	1006140C0	4	4
Medicine-Preliminary	1006140P0	3	1
General Surgery	1006440C0	2	2
Surgery-Preliminary	1006440P0	4	2
Transitional	1006999P0	8	8

Medical Center East-AL

BIRMINGHAM

Family Practice	3060120C0	5	2
-----------------	-----------	---	---

Montgomery Fam Med-AL

MONTGOMERY

Family Practice	3082120C0	5	3
-----------------	-----------	---	---

NE Alabama Reg Med Ctr

ANNISTON

Family Practice	3047120C0	4	0
-----------------	-----------	---	---

Selma Fam Med Res-AL

SELMA

Family Practice	3061120C0	2	2
-----------------	-----------	---	---

Tuscaloosa Fam Prac-AL

TUSCALOOSA

Family Practice	2955120C0	12	12
-----------------	-----------	----	----

U Alabama Hosp-Birmingham

BIRMINGHAM

Anesthesiology	1007040A0	16	16
Dermatology	1007080A0	1	1
Emergency Medicine	1007110A0	6	6
Internal Medicine	1007140C0	37	37
Medicine-Preliminary	1007140P0	10	10
Obstetrics-Gynecology	1007220C0	7	7
Orthopaedic Surgery	1007260C0	6	6
Pathology	1007300C0	4	4
Pediatrics	1007320C0	18	18
Phys Medicine & Rehab	1007340A0	4	4
Psychiatry	1007400C0	5	5
Radiology-Diagnostic	1007420A0	5	5
Radiation-Oncology	1007430A0	2	2
General Surgery	1007440C0	15	15
Medicine-Pediatrics	1007700C0	4	4

U Alabama SOM-Huntsville

HUNTSVILLE

Family Practice	2947120C0	12	12
-----------------	-----------	----	----

UAB Montgomery-AL

MONTGOMERY

Internal Medicine	1009140C0	3	3
Medicine-Preliminary	1009140P0	2	1

Univ of South Alabama Hosps

MOBILE

Family Practice	1852120C0	6	1
Internal Medicine	1852140C0	12	10
Medicine-Preliminary	1852140P0	6	2
Obstetrics-Gynecology	1852220C0	4	1
Orthopaedic Surgery	1852260C0	2	2
Pathology	1852300C0	2	2
Pediatrics	1852320C0	9	5
Psychiatry	1852400C0	3	3
Radiology-Diagnostic	1852420A0	4	4
General Surgery	1852440C0	4	4
Surgery-Preliminary	1852440P0	4	0
Medicine-Pediatrics	1852700C0	2	2

ALASKA

Alaska Family Prac Res

ANCHORAGE

Family Practice	1313120C0	10	10
-----------------	-----------	----	----

ARIZONA

Good Samaritan Reg Med Ctr-AZ

PHOENIX

Family Practice	1011120C0	8	8
Internal Medicine	1011140C0	18	18
Medicine-Preliminary	1011140P0	6	6
Obstetrics-Gynecology	1011220C0	7	7
Psychiatry	1011400C0	4	4
General Surgery	1011440C0	6	6
Surgery-Prelim/Neuro	1011440P0	2	2
Medicine-Pediatrics	1011700C0	6	4
Transitional	1011999P0	7	7

Maricopa Med Ctr-AZ

PHOENIX

Emergency Medicine	1898110C0	10	10
Internal Medicine	1898140C0	7	7
Medicine-Preliminary	1898140P0	3	3
Ob/Gyn-Phoenix Integ	1898220C0	7	7
Ob/Gyn-Phoenix Integ	1898220P0	2	2
Orthopaedic Surgery	1898260C0	3	3
Psychiatry	1898400C0	2	2

Match Outcome for All Institutions by State 2004

Page 2 of 51

	CODE	QUOTA	MATCHED		CODE	QUOTA	MATCHED
General Surgery	1898440C0	4	4	ARKANSAS			
Surgery-Preliminary	1898440P0	6	1				
Medicine-Pediatrics	1898700C0	3	2	U Arkansas-Little Rock			
Mayo Graduate SOM-AZ				LITTLE ROCK			
SCOTTSDALE				Anesthesiology	1018040C0	14	14
Dermatology	3200080A0	2	2	Dermatology	1018080C0	3	3
Family Practice	3200120C0	5	5	Emergency Medicine	1018110C0	8	8
Internal Medicine	3200140C0	8	8	Family Practice	1018120C0	4	4
General Surgery	3200440C0	3	3	Internal Medicine	1018140C0	19	19
Surgery-Preliminary	3200440P0	1	1	Obstetrics-Gynecology	1018220C0	4	4
Transitional	3200999P0	6	6	Orthopaedic Surgery	1018260C0	4	4
				Pathology	1018300C0	4	4
				Pediatrics	1018320C0	20	19
				Phys Medicine & Rehab	1018340C0	3	2
Phoenix Baptist Hospital-AZ				Psychiatry	1018400C0	6	6
PHOENIX				Radiology-Diagnostic	1018420A0	1	1
Family Practice	2002120C0	7	7	Radiology-Diagnostic	1018420C0	5	5
				General Surgery	1018440C0	4	4
Phoenix Child/Maricopa-AZ				Surgery-Preliminary	1018440P0	10	6
PHOENIX				Medicine-Pediatrics	1018700C0	6	6
Pediatrics	2952320C0	16	16				
				UAMS-AHEC-El Dorado-AR			
Scottsdale HC-Osborn-AZ				EL DORADO			
SCOTTSDALE				Family Practice	2047120C0	6	4
Family Practice	2967120C0	8	8				
				UAMS-AHEC-Fayetteville-AR			
St Josephs Hosp-AZ				FAYETTEVILLE			
PHOENIX				Family Practice	3002120C0	9	8
Family Practice	1012120C0	8	8				
Internal Medicine	1012140C0	9	5	UAMS-AHEC-Ft Smith-AR			
Medicine-Preliminary	1012140P0	8	8	FORT SMITH			
Pediatrics	1012320C0	8	6	Family Practice	3003120C0	6	6
Radiology-Diagnostic	1012420A0	3	3				
				UAMS-AHEC-Jonesboro-AR			
Tucson Hosp Med Ed-AZ				JONESBORO			
TUCSON				Family Practice	2048120C0	6	5
Transitional	1014999P0	12	12	Family Practice/Rural Trk	2048120C1	2	0
Univ Arizona Affil Hosps				UAMS-AHEC-Pine Bluff-AR			
TUCSON				PINE BLUFF			
Anesthesiology	1015040A0	9	9	Family Practice	3062120C0	8	3
Dermatology	1015080A0	2	2				
Emergency Medicine	1015110C0	11	11	UAMS-AHEC-Texarkana-AR			
Family Practice	1015120C0	7	7	TEXARKANA			
Internal Medicine	1015140C0	16	16	Family Practice	3070120C0	7	4
Medicine-Preliminary	1015140P0	7	3				
Obstetrics-Gynecology	1015220C0	4	4				
Orthopaedic Surgery	1015260C0	3	3	CALIFORNIA			
Pathology	1015300C0	4	4	Alameda Co Med Ctr-CA			
Pediatrics	1015320C0	12	12	OAKLAND			
Psychiatry	1015400C0	6	6	Emergency Medicine	1041110C0	10	10
Radiology-Diagnostic	1015420A0	6	6	Internal Medicine	1041140C0	7	7
Radiation-Oncology	1015430A0	2	2	Medicine-Primary	1041140M0	5	5
General Surgery	1015440C0	6	5	Medicine-Preliminary	1041140P0	3	3
Surgery-Preliminary	1015440P0	2	1	Transitional	1041999P0	11	11

Match Outcome for All Institutions by State 2004

Page 3 of 51

	CODE	QUOTA	MATCHED		CODE	QUOTA	MATCHED
Arrowhead Reg Med Ctr-CA				Obstetrics-Gynecology	1067220C0	5	5
COLTON				Orthopaedic Surgery	1067260C0	3	3
Family Practice	1047120C0	8	8	Pathology	1067300C0	2	2
Transitional	1047999P0	12	12	Pediatrics	1067320C0	10	10
CA Pacific Med Center				Psychiatry	1067400C0	7	7
SAN FRANCISCO				Radiology-Diagnostic	1067420A0	5	5
Internal Medicine	1061140C0	14	14	General Surgery	1067440C0	4	4
Medicine-Preliminary	1061140P0	14	14	Surgery-Preliminary	1067440P0	14	0
Psychiatry	1061400C0	4	4	Transitional	1067999P0	20	20
Radiation Oncology	1061430A0	1	1	Huntington Memorial-CA			
California Hosp Med Ctr				PASADENA			
LOS ANGELES				Internal Medicine	1044140C0	5	5
Family Practice	2092120C0	8	4	Medicine-Preliminary	1044140P0	3	3
Cedars-Sinai Med Ctr-CA				General Surgery	1044440C0	1	1
LOS ANGELES				Surgery-Preliminary	1044440P0	4	4
Internal Medicine	1030140C0	25	25	Kaiser Permanente-Fontana-CA			
Medicine-Preliminary	1030140P0	8	8	FONTANA			
Obstetrics-Gynecology	1030220C0	4	4	Family Practice	2037120C0	9	9
Pathology	1030300C0	4	4	Kaiser Permanente-LA-CA			
Psychiatry	1030400C0	5	5	LOS ANGELES			
Radiology-Diagnostic	1030420A0	3	3	Family Practice	2055120C0	9	8
General Surgery	1030440C0	3	3	Internal Medicine	2055140C0	9	9
Surgery-Preliminary	1030440P0	5	3	Medicine-Preliminary	2055140P0	7	7
Medicine-Pediatrics	1030700C0	3	3	Obstetrics-Gynecology	2055220C0	5	5
Childrens Hosp-LA-CA				Pediatrics	2055320C0	6	6
LOS ANGELES				Radiology-Diagnostic	2055420C0	2	2
Pediatrics	1031320C0	27	27	Radiation-Oncology	2055430A0	1	1
Childrens Hosp-Oakland-CA				General Surgery	2055440C0	3	3
OAKLAND				Surgery-Preliminary	2055440P0	3	3
Pediatrics	1939320C0	26	26	Urology	2055480C0	2	2
Childrens Hosp-Orange-CA				Kaiser Permanente-Oakland-CA			
ORANGE				OAKLAND			
Pediatrics	3173320C0	16	16	Internal Medicine	1042140C0	11	11
Contra Costa Reg Med Ctr-CA				Medicine-Preliminary	1042140P0	4	4
MARTINEZ				Obstetrics-Gynecology	1042220C0	4	4
Fam Prac/Martinez	2071120C0	8	8	Pediatrics	1042320C0	5	5
Fam Prac/Pittsburgh	2071120C1	2	2	Kaiser Permanente-Orange Co-CA			
Fam Prac/Richmond	2071120C2	2	2	SANTA ANA			
Glendale Adventist-CA				Family Practice	1073120C0	6	6
GLENDALE				Kaiser Permanente-Riverside-CA			
Family Practice	1023120C0	8	8	RIVERSIDE			
Harbor-UCLA Med Ctr-CA				Family Practice	3620120C0	6	6
TORRANCE				Kaiser Permanente-SF-CA			
Anesthesiology	1067040A0	4	4	SAN FRANCISCO			
Emergency Medicine	1067110C0	13	13	Internal Medicine	1959140C0	10	10
Family Practice	1067120C0	12	12	Medicine-Preliminary	1959140P0	7	7
Internal Medicine	1067140C0	17	17	Obstetrics-Gynecology	1959220C0	4	4
Medicine-Preliminary	1067140P0	4	4	Kaiser Perm-Santa Clara-CA			
				SANTA CLARA			
				Internal Medicine	2135140C0	9	9

Match Outcome for All Institutions by State 2004

Page 4 of 51

	CODE	QUOTA	MATCHED		CODE	QUOTA	MATCHED
Medicine-Preliminary	2135140P0	7	7	Psychiatry	2057400C0	7	5
Obstetrics-Gynecology	2135220C0	4	4	Transitional	2057999P0	12	0
Kaiser Perm-Woodland Hills-CA				Mercy Med Ctr-Merced-CA			
WOODLAND HILLS				MERCED			
Family Practice	1001120C0	6	6	Family Practice	3080120C0	7	7
Kern Medical Center-CA				Mercy Med Ctr-Redding-CA			
BAKERSFIELD				REDDING			
Emergency Medicine	1921110A0	7	7	Family Practice/MFHC	3081120C0	7	4
Family Practice	1921120C0	3	3	Methodist Hosp-Sacramento-CA			
Internal Medicine	1921140C0	8	8	SACRAMENTO			
Obstetrics-Gynecology	1921220C0	3	3	Family Practice	1140120C0	7	7
Psychiatry	1921400C0	5	5	Natividad Med Ctr-CA			
General Surgery	1921440C0	2	2	SALINAS			
Surgery-Preliminary	1921440P0	2	0	Family Practice	2971120C0	8	8
Transitional	1921999P0	6	6	Northridge Hosp Med Ctr-CA			
Loma Linda University-CA				NORTHBRIDGE			
LOMA LINDA				Family Practice	3036120C0	7	7
Anesthesiology	1024040A0	11	11	Olive View Med Ctr-CA			
Dermatology	1024080A0	1	1	SYLMAR			
Emergency Medicine	1024110C0	13	13	Internal Medicine	2950140C0	16	16
Family Practice	1024120C0	6	6	Medicine-Preliminary	2950140P0	14	14
Internal Medicine	1024140C0	23	23	PIH Fam Prac Res-Whittier-CA			
Medicine-Primary	1024140M0	2	2	WHITTIER			
Medicine-Preliminary	1024140P0	14	14	Family Practice	2013120C0	6	6
Neurological Surgery	1024160C0	1	1	Pomona Valley Hosp-CA			
Obstetrics-Gynecology	1024220C0	6	6	POMONA			
Orthopaedic Surgery	1024260C0	4	4	Family Practice	1350120C0	6	6
Otolaryngology	1024280C0	2	2	Riverside County Reg Med-CA			
Pathology	1024300C0	4	4	MORENO VALLEY			
Pediatrics	1024320C0	19	19	Family Practice	1850120C0	9	8
Phys Medicine & Rehab	1024340C0	4	4	San Joaquin Gen Hosp-CA			
Plastic Surgery	1024360C0	2	2	FRENCH CAMP			
Prev Med/Public Health	1024380C0	0	0	Family Practice	1021120C0	7	7
Psychiatry	1024400C0	6	5	Internal Medicine	1021140C0	7	7
Radiology-Diagnostic	1024420A0	7	7	General Surgery	1021440C0	2	2
Radiation-Oncology	1024430A0	2	2	Transitional	1021999P0	4	4
General Surgery	1024440C0	6	6	San Jose Med Ctr-CA			
Surgery-Preliminary	1024440P0	5	5	SAN JOSE			
Urology	1024480C0	2	2	Family Practice	1051120C0	6	6
Medicine-Pediatrics	1024700C0	5	5	San Mateo Cnty Mental Hlth Svcs-CA			
Long Beach Mem Med Ctr-CA				SAN MATEO			
LONG BEACH				Psychiatry	1010400C0	4	4
Family Practice	1027120C0	8	8	Martin L King Jr/Drew-CA			
Martin L King Jr/Drew-CA				LOS ANGELES			
LOS ANGELES				Anesthesiology	2057040C0	1	0
Anesthesiology	2057040C0	1	0	Dermatology	2057080A0	2	2
Dermatology	2057080A0	2	2	Emergency Medicine	2057110C0	14	11
Emergency Medicine	2057110C0	14	11	Family Practice	2057120C0	8	8
Family Practice	2057120C0	8	8	Internal Medicine	2057140C0	3	3
Internal Medicine	2057140C0	3	3	Medicine-Preliminary	2057140P0	3	3
Medicine-Preliminary	2057140P0	3	3	Obstetrics-Gynecology	2057220C0	3	0
Obstetrics-Gynecology	2057220C0	3	0	Orthopaedic Surgery	2057260A0	1	1
Orthopaedic Surgery	2057260A0	1	1	Pediatrics	2057320C0	11	11
Pediatrics	2057320C0	11	11				

Match Outcome for All Institutions by State 2004

Page 5 of 51

CODE QUOTA MATCHED				CODE QUOTA MATCHED			
Santa Barbara Cottage Hosp-CA				Psychiatry	1820400A0	1	1
SANTA BARBARA				Psychiatry	1820400C0	10	10
Internal Medicine	1064140C0	7	7	Psychiatry/Research	1820400C1	0	0
Medicine-Preliminary	1064140P0	4	4	Radiology-Diagnostic	1820420A0	7	7
Radiology-Diagnostic	1064420A0	2	2	Radiation-Oncology	1820430A0	3	3
General Surgery	1064440C0	2	2	General Surgery	1820440C0	6	6
Surgery-Preliminary	1064440P0	3	3	Surgery-Preliminary	1820440P0	5	5
Santa Clara Valley MC-CA				Urology	1820480C0	2	2
SAN JOSE				Trans/Anes Santa Clara	1820999P0	2	2
Internal Medicine	1063140C0	11	11	Stanislaus Hlth Serv-CA			
Medicine-Primary	1063140M0	4	4	MODESTO			
Medicine-Preliminary	1063140P0	9	9	Family Practice	3004120C0	9	9
Obstetrics-Gynecology	1063220C0	3	3	Sutter Health-CA			
Radiology-Diagnostic	1063420A0	4	4	SACRAMENTO			
Transitional	1063999P0	14	14	Family Prac/Sacramento	1135120C0	4	4
Scripps Clin/Green Hosp-CA				Family Practice/Davis	1135120C1	2	2
LA JOLLA				Sutter Med Ctr-Santa Rosa-CA			
Internal Medicine	1340140C0	8	8	SANTA ROSA			
Scripps Memorial Hosp-CA				Family Practice	1065120C0	12	12
CHULA VISTA				U Southern California			
Family Practice	1375120C0	7	7	LOS ANGELES			
Scripps Mercy Hosp-CA				Anesthesiology	1033040A0	15	15
SAN DIEGO				Dermatology	1033080A0	2	2
Internal Medicine	1048140C0	10	10	Emergency Medicine	1033110A0	18	18
Transitional	1048999P0	12	12	Internal Medicine	1033140C0	54	54
Transitional/EM-UCSD	1048999P1	6	6	Medicine-Preliminary	1033140P0	1	1
St Mary Med Ctr-Long Beach-CA				Neurological Surgery	1033160C0	2	2
LONG BEACH				Obstetrics-Gynecology	1033220C0	10	10
Internal Medicine	1025140C0	6	6	Orthopaedic Surgery	1033260C0	10	10
Medicine-Preliminary	1025140P0	7	7	Pathology	1033300C0	6	6
St Marys Medical Ctr-CA				Pediatrics	1033320C0	11	11
SAN FRANCISCO				Psychiatry	1033400C0	10	10
Internal Medicine	1057140C0	3	1	Radiology-Diagnostic	1033420A0	10	10
Medicine-Preliminary	1057140P0	12	12	General Surgery	1033440C0	7	7
Orthopaedic Surgery	1057260C0	3	3	Surgery-Preliminary	1033440P0	18	18
Stanford Univ Progs-CA				Surg-Prelim-Plastic	1033440P1	3	3
STANFORD				Medicine-Pediatrics	1033700C0	6	5
Anesthesiology	1820040A0	17	17	UC Davis Med Ctr-Sac-CA			
Dermatology	1820080A0	7	7	SACRAMENTO			
Emergency Medicine	1820110C0	10	10	Anesthesiology	1046040A0	12	12
Internal Medicine	1820140C0	30	30	Anesthesiology	1046040P0	1	1
Medicine-Preliminary	1820140P0	7	7	Dermatology	1046080A0	2	2
Neurological Surgery	1820160C0	2	2	Emergency Medicine	1046110C0	10	10
Obstetrics-Gynecology	1820220C0	4	4	Family Practice	1046120C0	9	5
Orthopaedic Surgery	1820260C0	4	4	Family Practice/OB	1046120C2	0	0
Otolaryngology	1820280C0	3	3	Internal Medicine	1046140C0	23	23
Pathology	1820300C0	6	6	Medicine-Primary	1046140M0	3	3
Clinical Pathology Track	1820300R0	1	1	Medicine-Preliminary	1046140P0	5	5
Pediatrics	1820320C0	20	20	Nuclear Medicine	1046200C0	1	1
Phys Medicine & Rehab	1820340A0	5	5	Obstetrics-Gynecology	1046220C0	5	5
Plastic Surgery	1820360C0	3	3	Orthopaedic Surgery	1046260C0	3	3
				Ortho Surg/6 Yr Prog	1046260C1	1	1
				Pathology	1046300C0	2	2
				Pediatrics	1046320C0	12	12

Match Outcome for All Institutions by State 2004

Page 6 of 51

	CODE	QUOTA	MATCHED		CODE	QUOTA	MATCHED
Phys Medicine & Rehab	1046340A0	2	2	Medicine-Preliminary	1062140P0	6	6
Phys Medicine & Rehab	1046340C0	1	1	Obstetrics-Gynecology	1062220C0	8	8
Surgery-Plastic Surg	1046360C0	1	1	Orthopaedic Surgery	1062260C0	5	5
Psychiatry	1046400C0	8	7	Ortho Surg/Research	1062260C1	1	1
Radiology-Diagnostic	1046420A0	5	5	Pathology	1062300C0	6	6
General Surgery	1046440C0	8	8	Path-Clinical Only	1062300C1	2	0
Surgery-Preliminary	1046440P0	10	6	Pediatrics	1062320C0	22	22
Psychiatry/Family Practice	1046720C0	0	0	Pediatric Dermatology	1062320C1	1	1
				Pediatrics-Primary	1062320M0	4	4
				Plastic Surgery	1062360C0	3	3
				Psychiatry	1062400C0	15	15
				Radiology-Diagnostic	1062420A0	12	12
				Radiation-Oncology	1062430A0	3	3
				General Surgery	1062440C0	7	7
				Surgery-Preliminary	1062440P0	9	3
UC Irvine Med Ctr-CA				UC San Francisco-East Bay-CA			
ORANGE				OAKLAND			
Anesthesiology	1043040A0	8	8	General Surgery	3625440C0	7	7
Dermatology	1043080A0	2	2	Surgery-Preliminary	3625440P0	5	4
Emergency Medicine	1043110C0	6	6				
Family Practice	1043120C0	10	7	UC San Francisco-Fresno-CA			
Internal Medicine	1043140C0	26	26	FRESNO			
Medicine-Preliminary	1043140P0	13	13	Emergency Medicine	1022110C0	8	8
Obstetrics-Gynecology	1043220C0	6	6	Family Practice	1022120C0	8	8
Orthopaedic Surgery	1043260C0	4	4	Internal Medicine	1022140C0	6	4
Pathology	1043300C0	3	3	Medicine-Preliminary	1022140P0	12	9
Pediatrics	1043320C0	16	13	Obstetrics-Gynecology	1022220C0	3	3
Phys Medicine & Rehab	1043340A0	5	5	Pediatrics	1022320C0	9	9
Psychiatry	1043400C0	8	8	Psychiatry	1022400C0	4	4
Radiology-Diagnostic	1043420A0	6	6	General Surgery	1022440C0	3	3
General Surgery	1043440C0	6	6				
Surgery-Prelim Plastics	1043440P0	1	1	UCLA Medical Center-CA			
				LOS ANGELES			
UC San Diego Med Ctr-CA				Anesthesiology	1956040A0	20	20
SAN DIEGO				Dermatology	1956080A0	2	2
Anesthesiology	1049040A0	10	10	Dermatology/5yr Star	1956080A1	2	2
Dermatology	1049080A0	2	2	Emergency Medicine	1956110A0	12	12
Emergency Medicine	1049110A0	6	6	Family Medicine/Mid Valley	1956120C0	4	4
Family Practice	1049120C0	7	7	Fam Med/UCLA/Santa Monica	1956120C1	8	8
Internal Medicine	1049140C0	25	25	Internal Medicine	1956140C0	30	30
Int Med/Investigator Pathway	1049140C1	1	1	Medicine-Preliminary	1956140P0	2	2
Medicine-Preliminary	1049140P0	7	7	Neurological Surgery	1956160C0	2	2
Neurological Surgery	1049160C0	2	2	Obstetrics-Gynecology	1956220C0	7	7
Obstetrics-Gynecology	1049220C0	5	5	Ob/Gyn-Preliminary	1956220P0	2	0
Orthopaedic Surgery	1049260C0	4	4	Orthopaedic Surgery	1956260C0	6	6
Pathology	1049300C0	3	3	Otolaryngology	1956280C0	5	5
Pediatrics	1049320C0	14	14	Pathology	1956300C0	6	6
Psychiatry	1049400C0	9	9	Pediatrics	1956320C0	26	26
Radiology-Diagnostic	1049420A0	6	6	Peds/Comm Hlth & Advocacy	1956320M0	3	3
Radiology-Diag/Research	1049420A1	2	2	Preventive Medicine	1956380A0	1	0
General Surgery	1049440C0	6	6	Radiology-Diagnostic	1956420A0	10	10
Surgery-Preliminary	1049440P0	3	3	General Surgery	1956440C0	6	6
Urology	1049480C0	2	2	Surgery-Plastic Surg	1956440C1	1	1
Medicine-Pediatrics	1049700C0	4	4	Surgery-Preliminary	1956440P0	7	5
Psychiatry/Family Practice	1049720C0	2	2	Urology	1956480C0	3	3
				Medicine-Pediatrics	1956700C0	4	4
				Medicine-Emergency Med	1956705C0	1	1
UC San Francisco-CA							
SAN FRANCISCO							
Anesthesiology	1062040A0	20	20				
Dermatology	1062080A0	3	3				
Derm-2+2/Scientists	1062080A1	1	1				
Family Practice	1062120C0	13	13				
Internal Medicine	1062140C0	36	36				
Medicine-Primary/UC	1062140M0	12	12				
Medicine-Primary/SFGH	1062140M1	6	6				

Page 7 of 51

	CODE	QUOTA	MATCHED		CODE	QUOTA	MATCHED
UCLA Neuropsych Inst-CA				Family Practice/Wray	1853120C1	1	1
LOS ANGELES				Fam Practice/Sunrise	1853120C2	1	1
Psychiatry	3030400C0	11	11				
Psych/Research 5 Yr	3030400C1	2	2	Penrose Hospital-CO			
Psych/Harbor-NPI-WLAVA	3030400C2	1	1	COLORADO SPRINGS			
				Pathology	2021300C0	2	2
USC Fam Med Res Prog-CA							
LOS ANGELES				St Anthony Hospitals-CO			
Family Practice	1460120C0	3	2	DENVER			
				Family Practice	1922120C0	9	8
VA Greater LA Hlth Sys-CA							
LOS ANGELES				St Mary-Corwin Med Ctr-CO			
Internal Med UCLA/WLA	1039140C0	16	10	PUEBLO			
Med-Prelim UCLA/WLA	1039140P0	15	15	Family Practice	3005120C0	5	3
Phys Medicine & Rehab	1039340A0	7	7				
Psychiatry UCLA/SFVP	1039400C0	7	7	St Marys Fam Prac Res-CO			
				GRAND JUNCTION			
Ventura Cnty Med Ctr-CA				Family Practice	3069120C0	7	7
VENTURA							
Family Practice	1068120C0	13	13	U Colorado SOM-Denver			
				DENVER			
White Mem Med Ctr-LA-CA				Anesthesiology	1076040A0	12	12
LOS ANGELES				Dermatology	1076080A0	3	3
Family Practice	1040120C0	7	7	Family Prac/Denver Hlth	1076120C0	2	1
Internal Medicine	1040140C0	5	5	Family Prac/Rose Med Ctr	1076120C1	6	6
Medicine-Preliminary	1040140P0	4	4	Family Med/Swedish Med	1076120C2	6	5
Obstetrics-Gynecology	1040220C0	3	3	Family Prac/Univ Hosp	1076120C3	6	3
Pediatrics	1040320C0	5	5	Internal Medicine	1076140C0	36	36
				Medicine-Primary	1076140M0	10	10
COLORADO				Medicine-Preliminary	1076140P0	6	6
				Obstetrics-Gynecology	1076220C0	9	9
Denver Health Med Ctr-CO				Orthopaedic Surgery	1076260C0	4	4
DENVER				Pathology	1076300C0	6	6
Emergency Medicine	1077110C0	14	14	Pediatrics	1076320C0	22	22
				Phys Medicine & Rehab	1076340A0	4	3
Exempla St Joseph Hosp-CO				Psychiatry	1076400C0	7	7
DENVER				Psychiatry/Ped Emphasis	1076400C1	2	1
Family Practice	1074120C0	8	8	Radiology-Diagnostic	1076420A0	7	7
Internal Medicine	1074140C0	9	9	Radiation Oncology	1076430A0	2	2
Medicine-Preliminary	1074140P0	10	10	General Surgery	1076440C0	8	8
Obstetrics-Gynecology	1074220C0	4	4	Surgery-Preliminary	1076440P0	10	6
General Surgery	1074440C0	3	3	Pediatrics-PM&R	1076735C0	1	1
Surgery-Preliminary	1074440P0	9	5				
				CONNECTICUT			
Ft Collins Fam Med-CO							
FORT COLLINS				Bridgeport Hospital-CT			
Family Practice	3063120C0	6	6	BRIDGEPORT			
				Internal Medicine	1079140C0	9	9
Healthone Alliance-CO				Obstetrics-Gynecology	1079220C0	3	3
DENVER				Radiology-Diagnostic	1079420A0	1	1
Transitional	2065999P0	12	12	Radiology-Diagnostic	1079420C0	2	2
				Medicine-Pediatrics	1079700C0	2	2
North Colorado Med Ctr							
GREELEY				Danbury Hospital-CT			
Family Practice	1853120C0	6	6	DANBURY			
				Internal Medicine	1081140C0	4	4

Match Outcome for All Institutions by State 2004

Page 8 of 51

	CODE	QUOTA	MATCHED		CODE	QUOTA	MATCHED
Obstetrics-Gynecology	1081220C0	3	3	Stamford Hosp/Columbia-CT			
Pathology	1081300C0	2	2	STAMFORD			
Greenwich Hospital-CT				Family Practice	1095120C0	4	4
GREENWICH				Internal Medicine	1095140C0	2	2
Internal Medicine	1082140C0	4	4	Obstetrics-Gynecology	1095220C0	3	3
Medicine-Preliminary	1082140P0	8	8	General Surgery	1095440C0	2	2
Med-Prelim/Yale-NH	1082140P1	0	0	Surgery-Preliminary	1095440P0	2	0
Griffin Hospital-CT				Univ of Connecticut			
DERBY				FARMINGTON			
Internal Medicine	1977140C0	2	2	Anesthesiology	1094040A0	8	8
Medicine-Preliminary	1977140P0	3	3	Emergency Medicine	1094110C0	12	12
Prev Med/Public Health	1977380C0	3	3	Family Practice	1094120C0	6	6
Transitional	1977999P0	7	5	Internal Medicine	1094140C0	23	23
Hartford Hospital-CT				Medicine-Primary	1094140M0	6	6
HARTFORD				Medicine-Preliminary	1094140P0	4	4
Pathology	1083300C0	2	2	Obstetrics-Gynecology	1094220C0	9	9
Psychiatry	1083400C0	3	3	Orthopaedic Surgery	1094260C0	4	4
Radiology-Diagnostic	1083420A0	4	4	Pediatrics	1094320C0	16	16
Hosp of St Raphael-CT				Psychiatry	1094400C0	6	5
NEW HAVEN				Radiology-Diagnostic	1094420A0	2	2
Internal Medicine	1090140C0	10	10	General Surgery	1094440C0	6	6
Medicine-Preliminary	1090140P0	6	6	Surgery-Preliminary	1094440P0	5	5
Radiology-Diagnostic	1090420A0	4	4	Medicine-Pediatrics	1094700C0	2	1
General Surgery	1090440C0	4	4	Waterbury Hospital-CT			
Surgery-Preliminary	1090440P0	4	2	WATERBURY			
Transitional	1090999P0	9	9	General Surgery	1097440C0	2	2
Middlesex Hospital-CT				Surgery-Preliminary	1097440P0	2	2
MIDDLETOWN				Yale-New Haven Hosp-CT			
Family Practice	1087120C0	7	5	NEW HAVEN			
Norwalk Hospital-CT				Anesthesiology	1089040A0	17	17
NORWALK				Dermatology	1089080A0	3	3
Internal Medicine	1093140C0	4	4	Emergency Medicine	1089110C0	10	10
Medicine-Preliminary	1093140P0	4	4	Internal Medicine	1089140C0	32	32
Radiology-Diagnostic	1093420A0	2	1	Medicine-Primary	1089140M0	14	14
St Francis Hospital-CT				Medicine-Preliminary	1089140P0	13	8
HARTFORD				Medicine-Primary-Prelim	1089140P1	14	14
Obstetrics-Gynecology	1085220C0	4	4	Obstetrics-Gynecology	1089220C0	6	6
St Marys Hospital-CT				Orthopaedic Surgery	1089260C0	5	5
WATERBURY				Pathology/Comb-Anat & Clin	1089300C0	5	5
General Surgery	1096440C0	2	2	Anatomic Pathology Only	1089300C1	1	1
Surgery-Preliminary	1096440P0	2	2	Pediatrics	1089320C0	18	18
St Vincents Med Ctr-CT				Plastic Surgery	1089360C0	2	2
BRIDGEPORT				Psych/Yale-New Haven	1089400C0	6	6
Internal Medicine	1080140C0	5	5	Psychiatry/St Raphael	1089400C1	6	6
Medicine-Preliminary	1080140P0	1	1	Combined Adult/Child Psych	1089400C2	2	2
Radiology-Diagnostic	1080420A0	2	2	Radiology-Diagnostic	1089420A0	6	6
Transitional	1080999P0	4	2	Radiation-Oncology	1089430A0	2	2
				General Surgery	1089440C0	5	5
				Surgery-Preliminary	1089440P0	10	10
				Medicine-Pediatrics	1089700C0	4	4

Match Outcome for All Institutions by State 2004

Page 9 of 51

CODE QUOTA MATCHED				CODE QUOTA MATCHED			
DELAWARE							
Christiana Care-DE							
NEWARK							
Emergency Medicine	1099110C0	12	12	General Surgery	1801440C0	5	5
Family Practice	1099120C0	5	4	Surgery-Preliminary	1801440P0	6	5
Internal Medicine	1099140C0	7	7	Medicine-Pediatrics	1801700C0	3	3
Medicine-Preliminary	1099140P0	7	7	Transitional	1801999P0	12	12
Obstetrics-Gynecology	1099220C0	4	4	Howard Univ Hosp-DC			
Radiology-Diagnostic	1099420A0	2	2	WASHINGTON			
Radiology-Diagnostic	1099420C0	2	2	Dermatology	2193080A0	1	1
General Surgery	1099440C0	5	5	Family Practice	2193120C0	6	3
Medicine-Pediatrics	1099700C0	4	4	Internal Medicine	2193140C0	22	22
Medicine-Emergency Med	1099705C0	3	3	Medicine-Preliminary	2193140P0	11	11
Transitional	1099999P0	6	6	Obstetrics-Gynecology	2193220C0	4	3
St Francis Hospital-DE				Orthopaedic Surgery	2193260C0	4	4
WILMINGTON				Pathology	2193300C0	1	1
Family Practice	2058120C0	5	5	Psychiatry	2193400A0	1	0
DISTRICT OF COLUMBIA				Psychiatry	2193400C0	3	3
Childrens Natl Med Ctr-DC				Radiation-Oncology	2193430A0	1	1
WASHINGTON				General Surgery	2193440C0	5	5
Pediatrics	1070320C0	20	20	Surgery-Preliminary	2193440P0	4	4
Pediatrics-Primary	1070320M0	4	4	National Rehab Hosp-DC			
Peds-Howard U/CNMC Comm Hlth	1070320M1	6	5	WASHINGTON			
George Washington Univ-DC				Phys Medicine & Rehab	3191340A0	4	4
WASHINGTON				Providence Hospital-DC			
Anesthesiology	1802040A0	7	2	WASHINGTON			
Emergency Medicine	1802110A0	8	8	Family Practice	1803120C0	5	5
Internal Medicine	1802140C0	20	20	Internal Medicine	1803140C0	7	7
Medicine-Primary	1802140M0	5	5	St Elizabeths/DMH-DC			
Medicine-Preliminary	1802140P0	14	14	WASHINGTON			
Obstetrics-Gynecology	1802220C0	10	7	Psychiatry	1804400C0	7	7
Orthopaedic Surgery	1802260C0	4	4	Washington Hosp Ctr-DC			
Pathology	1802300C0	4	4	WASHINGTON			
Psychiatry	1802400C0	4	4	Dermatology	1800080A0	2	2
Radiology-Diagnostic	1802420A0	4	4	Internal Medicine	1800140C0	15	15
General Surgery	1802440C0	4	4	Medicine-Preliminary	1800140P0	17	17
Georgetown Univ Hosp-DC				Obstetrics-Gynecology	1800220C0	5	4
WASHINGTON				Pathology	1800300C0	1	1
Anesthesiology	1801040A0	5	5	General Surgery	1800440C0	5	5
Dermatology	1801080A0	1	1	Surgery-Preliminary	1800440P0	6	2
Internal Medicine	1801140C0	29	29	FLORIDA			
Medicine-Preliminary	1801140P0	10	10	Bayfront Med Ctr-FL			
Obstetrics-Gynecology	1801220C0	6	6	ST PETERSBURG			
Orthopaedic Surgery	1801260C0	2	2	Family Practice	1911120C0	8	8
Pathology	1801300C0	2	2	Obstetrics-Gynecology	1911220C0	4	4
Pediatrics	1801320C0	13	13	Cleveland Clinic Florida			
Plastic Surgery	1801360C0	3	3	WESTON			
Psychiatry	1801400C0	7	7	Internal Medicine	1383140C0	3	3
Radiology-Diagnostic	1801420A0	5	5	Medicine-Preliminary	1383140P0	2	2
Radiation-Oncology	1801430A0	1	1				

Match Outcome for All Institutions by State 2004

	CODE	QUOTA	MATCHED		CODE	QUOTA	MATCHED
Florida Hosp-Orlando-FL				Orlando Reg Healthcare-FL			
ORLANDO				ORLANDO			
Family Practice	1102120C0	16	15	Emergency Medicine	1107110C0	12	12
				Internal Medicine	1107140C0	6	6
Halifax Med Ctr-FL				Obstetrics-Gynecology	1107220C0	6	6
DAYTONA BEACH				Orthopaedic Surgery	1107260C0	2	2
Family Practice	1629120C0	8	8	Pathology	1107300C0	3	3
				Pediatrics	1107320C0	12	12
Jackson Memorial Hosp-FL				General Surgery	1107440C0	3	3
MIAMI				Surgery-Preliminary	1107440P0	4	1
Anesthesiology	1104040A0	5	5	Medicine-Pediatrics	1107700C0	2	2
Anesthesiology/Pediatrics	1104040C2	2	2				
Anesthesiology Internship	1104040C3	16	16	St Vincents Med Ctr-FL			
Dermatology	1104080A0	6	6	JACKSONVILLE			
Family Practice	1104120C0	8	8	Family Practice	3125120C0	10	10
Internal Medicine	1104140C0	38	38				
Medicine-Preliminary	1104140P0	10	10	Tallahassee Mem Hlth-FL			
Nuclear Medicine	1104200A0	2	2	TALLAHASSEE			
Obstetrics-Gynecology	1104220C0	9	9	Family Practice	2926120C0	9	9
Orthopaedic Surgery	1104260C0	7	7				
Pathology	1104300C0	4	1	U Florida COM-Pensacola			
Pediatrics	1104320C0	20	20	PENSACOLA			
Psychiatry	1104400C0	10	10	Obstetrics-Gynecology	3151220C0	3	3
Radiology-Diagnostic	1104420A0	7	7				
Radiation-Oncology	1104430A0	1	1	U Florida HSC-Jacksonville			
General Surgery	1104440C0	6	6	JACKSONVILLE			
Medicine-Pediatrics	1104700C0	4	4	Emergency Medicine	1101110C0	16	16
				Family Practice	1101120C0	8	8
Mayo Graduate SOM-FL				Internal Medicine	1101140C0	11	11
JACKSONVILLE				Medicine-Preliminary	1101140P0	5	5
Anesthesiology	1032040A0	4	4	Obstetrics-Gynecology	1101220C0	6	6
Dermatology	1032080A0	2	2	Orthopaedic Surgery	1101260C0	4	4
Family Practice	1032120C0	4	4	Pediatrics	1101320C0	11	11
Internal Medicine	1032140C0	9	9	Radiology-Diagnostic	1101420A0	6	6
Radiology-Diagnostic	1032420A0	4	4	General Surgery	1101440C0	4	4
General Surgery	1032440C0	2	2	Surgery-Preliminary	1101440P0	4	2
Surgery-Preliminary	1032440P0	2	1				
Urology	1032480C0	1	1	U Florida Prog-Shands Hosp			
Transitional	1032999P0	3	3	GAINESVILLE			
Transitional/Anesth	1032999P1	2	2	Anesthes Adv - 100254	1824040A0	7	7
Transitional/Derm	1032999P2	1	1	Anesthes C - 100254	1824040C0	8	7
Transitional/Diag Rad	1032999P3	2	2	Dermatology C - 100277	1824080C0	2	2
				Fam Prac SAGH - 103588	1824120C0	8	8
Miami Childrens Hosp-FL				Internal Med C - 100277	1824140C0	22	22
MIAMI				Int. Med Prelim - 100277	1824140P0	6	5
Pediatrics	1110320C0	23	23	Ob-Gyn C - 100294	1824220C0	4	4
				Orthopedic C - 100246	1824260C0	3	3
Mt Sinai Med Ctr-Miami-FL				Pathology C - 100275	1824300C0	4	3
MIAMI BEACH				Pediatrics C - 100296	1824320C0	15	15
Internal Medicine	1105140C0	9	9	Psychiatry C - 100256	1824400C0	7	7
Medicine-Preliminary	1105140P0	7	7	Radiol Diag Adv - 100374	1824420A0	8	8
Pathology	1105300C0	2	2	Radiation Onc Adv 100385	1824430A0	2	2
Radiology-Diagnostic	1105420A0	4	4	Surgery C - 100286	1824440C0	5	5
General Surgery	1105440C0	2	2	Surgery Prelim - 100286	1824440P0	5	2
Surgery-Preliminary	1105440P0	4	3				
				U Florida-Sacred Heart Hosp			
				PENSACOLA			
				Pediatrics	1826320C0	6	6

Match Outcome for All Institutions by State 2004

Page 11 of 51

	CODE	QUOTA	MATCHED		CODE	QUOTA	MATCHED
U So Florida COM-Tampa				Floyd Med Ctr-GA			
TAMPA				ROME			
Anesthesiology	1109040C0	7	6	Family Practice	1992120C0	7	3
Dermatology	1109080A0	3	3				
Emergency Medicine	1109110C0	6	6	Med Coll Georgia-Augusta			
Family Practice	1109120C0	8	8	AUGUSTA			
Internal Medicine	1109140C0	25	25	Anesthesiology	1985040C0	7	3
Neurological Surgery	1109160C0	1	1	Dermatology	1985080A0	3	3
Obstetrics-Gynecology	1109220C0	5	5	Emergency Medicine	1985110C0	9	9
Otolaryngology	1109280C0	2	2	Family Practice	1985120C0	7	1
Pathology	1109300C0	3	3	Fam Prac/Waycross	1985120C1	2	0
Pediatrics	1109320C0	19	19	Internal Medicine	1985140C0	16	16
Phys Medicine & Rehab	1109340C2	2	2	Medicine-Preliminary	1985140P0	9	7
Psychiatry	1109400C0	6	6	Neurological Surgery	1985160C0	1	1
Radiology-Diagnostic	1109420A0	2	2	Obstetrics-Gynecology	1985220C0	4	4
Radiology-Diagnostic	1109420C0	3	3	Orthopaedic Surgery	1985260C0	3	3
General Surgery	1109440C0	6	6	Otolaryngology	1985280C0	2	2
Surgery-Preliminary	1109440P0	2	2	Pathology	1985300C0	3	3
Urology	1109480C0	2	2	Pediatrics	1985320C0	10	10
Medicine-Pediatrics	1109700C0	6	2	Psychiatry	1985400C0	5	5
				Radiology-Diagnostic	1985420A0	4	4
				General Surgery	1985440C0	5	5
				Urology	1985480C0	1	1
GEORGIA							
Atlanta Medical Ctr-GA				Med Ctr of Central GA			
ATLANTA				MACON			
Family Practice	1112120C0	6	6	Family Practice	1120120C0	7	7
Internal Medicine	1112140C0	9	7	Internal Medicine	1120140C0	7	2
Obstetrics-Gynecology	1112220C0	3	3	Obstetrics-Gynecology	1120220C0	3	3
Orthopaedic Surgery	1112260C0	3	3	Pediatrics	1120320C0	4	2
General Surgery	1112440C0	2	2	General Surgery	1120440C0	3	3
Surgery-Preliminary	1112440P0	4	2				
				Med Ctr of Columbus-GA			
Emory Univ SOM-GA				COLUMBUS			
ATLANTA				Family Practice	1118120C0	8	7
Anesthesiology	1113040A0	14	14	Transitional	1118999P0	4	4
Anesthesiology-Prelim	1113040P0	4	4				
Dermatology	1113080A0	5	5	Memorial Hlth-Univ Med Ctr-GA			
Emergency Medicine	1113110C0	18	18	SAVANNAH			
Family Practice	1113120C0	8	8	Family Practice	1971120C0	2	2
Internal Medicine	1113140C0	41	41	Internal Medicine	1971140C0	6	6
Medicine-Primary	1113140M0	8	8	Medicine-Preliminary	1971140P0	2	2
Medicine-Preliminary	1113140P0	6	6	Obstetrics-Gynecology	1971220C0	3	3
Neurological Surgery	1113160C0	3	0	Pediatrics	1971320C0	4	0
Obstetrics-Gynecology	1113220C0	9	9	Radiology-Diagnostic	1971420A0	3	3
Orthopaedic Surgery	1113260C0	5	5	General Surgery	1971440C0	3	3
Otolaryngology	1113280C0	3	0				
Pathology	1113300C0	9	9	Morehouse Sch of Med-GA			
Pediatrics	1113320C0	18	18	ATLANTA			
Phys Medicine & Rehab	1113340A0	5	5	Family Practice	2099120C0	5	4
Psychiatry	1113400C0	12	12	Internal Medicine	2099140C0	10	10
Radiology-Diagnostic	1113420A0	14	14	Medicine-Preliminary	2099140P0	2	2
Radiology-Preliminary	1113420P0	3	3	Obstetrics-Gynecology	2099220C0	3	3
Radiation-Oncology	1113430C0	3	3	Pediatrics	2099320C0	5	5
General Surgery	1113440C0	9	9	Prev Med/Public Health	2099380A0	2	0
Surgery-Preliminary	1113440P0	5	2	Psychiatry	2099400C0	4	2
Urology	1113480C0	3	3	General Surgery	2099440C0	2	2
Transitional	1113999P0	17	17	Surgery-Preliminary	2099440P0	3	1

Match Outcome for All Institutions by State 2004

	CODE	QUOTA	MATCHED		CODE	QUOTA	MATCHED
Phoebe Putney Mem Hosp-GA				Idaho State University			
ALBANY				POCATELLO			
Family Practice	1020120C0	6	2	Family Practice	1005120C0	6	3
HAWAII				VA Medical Ctr-Boise-ID			
U Hawaii Affil Psych Res				BOISE			
HONOLULU				Medicine-Preliminary	1172140P0	6	4
Psychiatry	2231400C0	5	5	ILLINOIS			
Peds/Psych/Child Psych	2231730C0	2	2	Advocate Christ Med Ctr-IL			
U Hawaii Fam Prac Res				OAK LAWN			
MILILANI				Emergency Medicine	1131110C0	11	11
Family Practice	1745120C0	7	7	Pediatrics	1131320C0	13	13
U Hawaii Int Med Res				Advocate IL Masonic Med Ctr			
HONOLULU				CHICAGO			
Internal Medicine	2994140C0	14	14	Anesthesiology	1137040C0	2	2
Medicine-Preliminary	2994140P0	6	6	Internal Medicine	1137140C0	5	5
Medicine-Pediatrics	2994700C0	2	2	Medicine-Preliminary	1137140P0	4	1
U Hawaii Integ Ob/Gyn				Obstetrics-Gynecology	1137220C0	3	2
HONOLULU				Pathology/UI Metro Grp	1137300C0	2	2
Obstetrics-Gynecology	3111220C0	6	6	Radiology-Diagnostic	1137420C0	3	3
Ob/Gyn-Preliminary	3111220P0	1	1	Advocate Lutheran Gen Hosp-IL			
U Hawaii Integ Peds Res				PARK RIDGE			
HONOLULU				Family Practice	1176120C0	8	8
Pediatrics	1724320C0	7	7	Internal Medicine	1176140C0	15	15
U Hawaii Integ Surg Prog				Medicine-Preliminary	1176140P0	11	11
HONOLULU				Obstetrics-Gynecology	1176220C0	3	3
General Surgery	2996440C0	3	3	Pediatrics	1176320C0	6	6
Surgery-Preliminary	2996440P0	8	4	Psychiatry	1176400C0	3	3
U Hawaii Ortho Res Prog				Carle Foundation-UIUC-IL			
HONOLULU				URBANA			
Orthopaedic Surgery	3156260C0	1	1	Family Practice	1226120C0	5	4
Ortho Surg/Research	3156260C1	1	1	Family Prac/Rural	1226120C1	0	0
U Hawaii Pathology Res				Childrens Mem Hosp-IL			
HONOLULU				CHICAGO			
Pathology	1809300C0	2	2	Pediatrics	1842320C0	27	27
U Hawaii Trans Res Prog				Cook County-Stroger Hospital-IL			
HONOLULU				CHICAGO			
Transitional	2997999P0	10	10	Anesthesiology	1127040C0	2	2
IDAHO				Dermatology	1127080A0	3	3
Fam Prac Residency Of ID				Emergency Medicine	1127110A0	18	18
BOISE				Emergency Medicine	1127110C0	5	5
Family Practice	3039120C0	8	8	Internal Medicine	1127140C0	14	14
Fam Prac/Rural Track	3039120C1	1	1	Medicine-Primary	1127140M0	4	4
				Medicine-Preliminary	1127140P0	6	6
				Obstetrics-Gynecology	1127220C0	5	5
				Pediatrics	1127320C0	7	7
				Radiology-Diagnostic	1127420A0	4	4
				Medicine-Prevent Med	1127751C0	1	1

Match Outcome for All Institutions by State 2004

Page 13 of 51

	CODE	QUOTA	MATCHED		CODE	QUOTA	MATCHED
Evanston NW Hlth Care-IL				Marianjoy Rehabilitation Hosp-IL			
EVANSTON				WHEATON			
Family Practice	2090120C0	6	6	Phys Medicine & Rehab	1103340A0	4	4
Internal Medicine	2090140C0	17	17				
Medicine-Preliminary	2090140P0	13	13	McGaw Med Ctr-NW Univ-IL			
Pathology	2090300C0	4	4	CHICAGO			
Transitional	2090999P0	10	10	Anesthesiology	2247040A0	10	10
				Anesthesiology	2247040C0	8	8
FUHS/Chicago Med Sch-IL				Dermatology	2247080A0	2	2
NORTH CHICAGO				Emergency Medicine	2247110C0	10	10
Internal Medicine	3053140C0	10	10	Internal Medicine	2247140C0	39	39
Medicine-Primary	3053140M0	0	0	Medicine-Preliminary	2247140P0	9	9
Psychiatry	3053400C0	7	0	Obstetrics-Gynecology	2247220C0	9	9
General Surgery	3053440C0	4	4	Orthopaedic Surgery	2247260C0	9	9
Surgery-Preliminary	3053440P0	2	0	Pathology	2247300C0	6	4
				Path-Investigator Trk	2247300C1	0	0
Hinsdale Hospital-IL				Phys Medicine & Rehab	2247340A0	8	8
HINSDALE				Phys Medicine & Rehab	2247340C0	4	4
Family Practice	3006120C0	9	9	Plastic Surgery	2247360C0	2	2
				Psychiatry	2247400C0	8	8
Jackson Park Hosp-IL				Radiology-Diagnostic	2247420A0	8	8
CHICAGO				General Surgery	2247440C0	4	4
Family Practice	1119120C0	4	2	Surgery-Preliminary	2247440P0	14	14
Lagrange Fam Prac Res-IL				Mercy Hosp & Med Ctr-IL			
LAGRANGE				CHICAGO			
Family Practice	3037120C0	7	4	Internal Medicine	1141140C0	8	8
				Obstetrics-Gynecology	1141220C0	3	3
Louis Weiss/U Chicago-IL				Michael Reese Hosp-IL			
CHICAGO				CHICAGO			
Internal Medicine	1846140C0	3	3	Internal Medicine	1142140C0	4	4
Medicine-Preliminary	1846140P0	4	4	Medicine-Preliminary	1142140P0	2	2
Transitional	1846999P0	8	8				
Loyola Univ Med Ctr-IL				Mt Sinai Hosp Med Ctr-IL			
MAYWOOD				CHICAGO			
Anesthesiology	1170040A0	4	4	Family Practice	1144120C0	4	4
Anesthesiology	1170040C0	8	8	Obstetrics-Gynecology	1144220C0	3	3
Cook Cnty-Loyola-Provident FP	1170120C0	12	12	Pediatrics	1144320C0	5	5
Internal Medicine	1170140C0	29	28				
Medicine-Preliminary	1170140P0	9	9	Quincy Fam Prac Prog-IL			
Obstetrics-Gynecology	1170220C0	4	4	QUINCY			
Orthopaedic Surgery	1170260C0	5	5	Family Practice	2026120C0	4	0
Pathology	1170300C0	4	1				
Pediatrics	1170320C0	10	10				
Phys Medicine & Rehab	1170340A0	3	3	Resurrection Med Ctr-IL			
Phys Medicine & Rehab	1170340C0	0	0	CHICAGO			
Psychiatry	1170400C0	6	4	Emergency Medicine	1937110C0	12	12
Radiology-Diagnostic	1170420A0	6	6	Family Practice	1937120C0	4	0
Radiation-Oncology	1170430A0	1	1	Transitional	1937999P0	12	12
General Surgery	1170440C0	6	6				
Surgery-Preliminary	1170440P0	9	1	Rush Copley Med Ctr-IL			
Medicine-Pediatrics	1170700C0	5	5	AURORA			
				Family Practice	1323120C0	3	2
MacNeal Mem Hosp-IL				Rush University Medical Center			
BERWYN				CHICAGO			
Family Practice	1121120C0	12	9	Anesthesiology	1147040A0	8	7
Transitional	1121999P0	13	13	Anesthesiology	1147040C0	4	4

Match Outcome for All Institutions by State 2004

Page 14 of 51

	CODE	QUOTA	MATCHED		CODE	QUOTA	MATCHED
Dermatology	1147080A0	1	1	St Joseph Hosp-IL			
Internal Medicine	1147140C0	30	30	CHICAGO			
Medicine-Preliminary	1147140P0	12	12	Family Practice	1405120C0	6	6
Obstetrics-Gynecology	1147220C0	6	6	Internal Medicine	1405140C0	8	8
Orthopaedic Surgery	1147260C0	4	4	Medicine-Preliminary	1405140P0	5	5
Pathology	1147300C0	4	4	Obstetrics-Gynecology	1405220C0	3	3
Pediatrics	1147320C0	11	11	General Surgery	1405440C0	1	1
Phys Medicine & Rehab	1147340A0	1	0	Preliminary Surgery	1405440P0	2	1
Phys Medicine & Rehab	1147340C0	3	2	Transitional	1405999P0	6	6
Psychiatry	1147400C0	4	4				
Radiology-Diagnostic	1147420A0	5	5	St Mary Nazareth Hosp-IL			
Radiation Oncology	1147430A1	1	1	CHICAGO			
Radiation Oncology	1147430C1	1	1	Family Practice	1154120C0	8	8
General Surgery	1147440C0	8	8				
Surgery-Preliminary	1147440P0	13	7	Swedish Covenant Hosp-IL			
Medicine-Pediatrics	1147700C0	4	4	CHICAGO			
Medicine-Psychiatry	1147715C0	4	4	Family Practice	1159120C0	6	4
				Transitional	1159999P0	8	8
Schwab Rehab Hosp-IL				U Illinois COM-Chicago			
CHICAGO				CHICAGO			
Phys Medicine & Rehab	1339340A0	5	5	Anesthesiology	1150040A0	1	1
				Anesthesiology	1150040C0	10	10
SIU Carbondale-IL				Dermatology	1150080A0	3	3
CARBONDALE				Emergency Medicine	1150110C0	12	12
Family Practice	2948120C0	5	4	Family Prac/UIC Christ	1150120C0	4	0
				Family Practice/UIH	1150120C1	6	5
SIU Decatur-IL				Internal Med/UIC Christ	1150140C0	14	14
DECATUR				Internal Medicine/UIH	1150140C1	32	32
Family Practice	2016120C0	4	2	Medicine-Prelim/UIH	1150140P0	8	8
				Med-Prelim/UIC Christ	1150140P1	5	5
SIU SOM & Affl Hosps-IL				Obstetrics-Gynecology	1150220C0	8	8
SPRINGFIELD				Orthopaedic Surgery	1150260C0	7	7
Dermatology	2922080C0	2	2	Pathology	1150300C0	4	4
Family Practice	2922120C0	7	2	Pediatrics	1150320C0	14	14
Internal Medicine	2922140C0	12	12	Psychiatry	1150400C0	10	10
Medicine-Preliminary	2922140P0	5	3	Radiology-Diagnostic/UIC	1150420A0	4	4
Neurology	2922180C0	2	1	Rad-Diag/Michael Reese	1150420A1	4	4
Obstetrics-Gynecology	2922220C0	3	1	General Surgery	1150440C0	7	7
Orthopaedic Surgery	2922260C0	3	3	Surgery-Preliminary	1150440P0	6	6
Otolaryngology	2922280C0	2	2	Medicine-Pediatrics	1150700C0	4	4
Pediatrics	2922320C0	6	4	Medicine-Emergency Med	1150705C0	2	2
Plastic Surgery	2922360C0	2	2				
Psychiatry	2922400C0	3	3	U Illinois COM-Rockford			
Radiology-Diagnostic	2922420C0	3	3	ROCKFORD			
General Surgery	2922440C0	3	3	Family Practice	2268120C0	8	8
Urology	2922480C0	1	1	Fam Prac/Dixon Rural Trk	2268120C1	2	1
Medicine-Psychiatry	2922715C0	2	0				
				U Illinois COM-Urbana			
St Elizabeths Hosp-IL				URBANA			
CHICAGO				Internal Medicine	2046140C0	9	9
Family Practice	1153120C0	6	6	Medicine-Primary	2046140M0	0	0
				Medicine-Preliminary	2046140P0	5	4
St Francis Hosp-Evanston-IL							
EVANSTON				U IL-Methodist Med Ctr			
Internal Medicine	1168140C0	8	8	PEORIA			
Medicine-Preliminary	1168140P0	6	6	Family Practice	2267120C0	10	10
Obstetrics-Gynecology	1168220C0	2	1				
Radiology-Diagnostic	1168420A0	2	2				
Transitional	1168999P0	10	10				

Match Outcome for All Institutions by State 2004

Page 15 of 51

	CODE	QUOTA	MATCHED		CODE	QUOTA	MATCHED
U IL-Metro Group Hosp				INDIANA			
CHICAGO				Ball Memorial Hosp-IN			
General Surgery	2920440C0	6	6	MUNCIE			
Surgery-Preliminary	2920440P0	7	7	Family Practice	1192120C0	8	5
U IL-St Francis Med Ctr				Internal Medicine	1192140C0	5	5
PEORIA				Pathology	1192300C0	3	2
Emergency Medicine	1175110C0	8	8	Transitional	1192999P0	8	8
Internal Medicine	1175140C0	7	7	Community Hospital-IN			
Medicine-Preliminary	1175140P0	3	3	INDIANAPOLIS			
Neurology	1175180C0	2	2	Family Practice	3027120C0	7	2
Obstetrics-Gynecology	1175220C0	2	2	Deaconess Hospital-IN			
Pediatrics	1175320C0	6	3	EVANSVILLE			
Radiology-Diagnostic	1175420C0	4	4	Family Practice	3029120C0	8	5
General Surgery	1175440C0	3	3	Ft Wayne Med Ed Prog-IN			
Surgery-Preliminary	1175440P0	1	1	FORT WAYNE			
Medicine-Pediatrics	1175700C0	7	3	Family Practice	1178120C0	6	6
UIC/Illinois Masonic FPR				Orthopaedic Surgery	1178260C0	2	2
CHICAGO				Indiana Univ Sch Of Med			
Family Practice	3131120C0	6	6	INDIANAPOLIS			
Univ Of Chicago Hosp-IL				Anesthesiology	1187040A0	20	20
CHICAGO				Anesthesiology	1187040C0	3	3
Anesthesiology	1160040A0	10	10	Dermatology	1187080C0	2	2
Anesthesiology	1160040C0	7	7	Emergency Medicine	1187110C0	17	17
Dermatology	1160080A0	4	4	Family Practice	1187120C0	6	6
Emergency Medicine	1160110C0	14	14	Internal Medicine	1187140C0	34	34
Internal Medicine	1160140C0	29	29	Obstetrics-Gynecology	1187220C0	10	10
Medicine-Preliminary	1160140P0	6	6	Orthopaedic Surgery	1187260C0	5	5
Neurological Surgery	1160160C0	2	1	Pathology	1187300C0	5	5
Obstetrics-Gynecology	1160220C0	6	6	Pediatrics	1187320C0	24	24
Orthopaedic Surgery	1160260C0	4	4	Phys Medicine & Rehab	1187340A0	3	3
Otolaryngology	1160280C0	2	2	Psychiatry	1187400C0	6	6
Pathology	1160300C0	5	5	Radiology-Diagnostic	1187420A0	15	15
Pediatrics	1160320C0	16	16	Radiology-Diagnostic	1187420C0	0	0
Plastic Surgery	1160360C0	1	1	Radiation Oncology	1187430A0	1	1
Psychiatry	1160400C0	6	6	Radiation Oncology	1187430C0	1	1
Radiology-Diagnostic	1160420A0	4	4	General Surgery	1187440C0	9	9
Radiology-Diagnostic	1160420C0	2	2	Surgery-Preliminary	1187440P0	13	13
Radiation-Oncology	1160430A0	3	3	Medicine-Pediatrics	1187700C0	14	14
General Surgery	1160440C0	6	6	Pediatrics/Emerg Med	1187725C0	2	2
Urology	1160480C0	2	2	Peds/Psych/Child Psych	1187730C0	2	1
Medicine-Pediatrics	1160700C0	4	4	Transitional	1187999P0	12	12
West Suburban Hosp-IL				Memorial Hospital-IN			
OAK PARK				SOUTH BEND			
Family Practice	1173120C0	8	5	Family Practice	1193120C0	8	8
Internal Medicine	1173140C0	4	4	St Francis Hosp Ctr-IN			
Medicine-Preliminary	1173140P0	1	1	BEECH GROVE			
Transitional	1173999P0	8	8	Family Practice	2963120C0	6	6
Westlake Hospital-IL				St Josephs Reg Med Ctr-IN			
MELROSE PARK				SOUTH BEND			
Internal Medicine	1132140C0	6	6	Family Practice	1194120C0	7	4
Medicine-Preliminary	1132140P0	5	2				

Match Outcome for All Institutions by State 2004

	CODE	QUOTA	MATCHED		CODE	QUOTA	MATCHED
St Marys Med Ctr-IN				Siouxland Med Ed Fdn-IA			
EVANSVILLE				SIOUX CITY			
Family Practice	1941120C0	6	5	Family Practice	3022120C0	6	5
St Vincent Hosp-IN				U Iowa Hosp/Clin-Iowa City			
INDIANAPOLIS				IOWA CITY			
Family Practice	1189120C0	7	7	Anesthesiology	1203040A0	5	5
Internal Medicine	1189140C0	6	6	Anesthesiology	1203040C0	8	8
Medicine-Primary	1189140M0	6	6	Dermatology	1203080A0	4	4
Medicine-Preliminary	1189140P0	6	6	Emergency Medicine	1203110C0	4	4
Obstetrics-Gynecology	1189220C0	4	4	Family Practice	1203120C0	5	4
Internal Med-Family Med	1189740C0	2	2	Fam Prac/Pella Rural Trk	1203120C1	1	1
Transitional	1189999P0	18	18	Internal Medicine	1203140C0	20	20
The Methodist Hosps-IN				Medicine-Preliminary	1203140P0	5	2
GARY				Neurology	1203180C0	5	4
Family Practice	3196120C0	4	4	Obstetrics-Gynecology	1203220C0	4	4
Union Hospital-IN				Orthopaedic Surgery	1203260C0	6	6
TERRE HAUTE				Pathology	1203300C0	5	5
Family Practice	3007120C0	5	3	Pediatrics	1203320C0	12	12
IOWA				Psychiatry	1203400C0	6	6
Broadlawns Med Ctr-IA				Radiology-Diagnostic	1203420A0	8	8
DES MOINES				Radiation-Oncology	1203430A0	1	1
Family Practice	1199120C0	8	5	General Surgery	1203440C0	6	6
Transitional	1199999P0	4	4	Medicine-Psychiatry	1203715C0	2	2
Cedar Rapids Med Ed Fdn-IA				Psychiatry/Family Practice	1203720C0	2	2
CEDAR RAPIDS				KANSAS			
Family Practice	1196120C0	7	5	U Kansas SOM-Kansas City			
Central Iowa Health System				KANSAS CITY			
DES MOINES				Anesthesiology	1208040A0	8	8
Fam Prac/IA Lutheran	1201120C0	8	5	Dermatology	1208080A0	2	2
Int Med/IA Methodist	1201140C0	7	6	Family Practice	1208120C0	4	3
Med-Prelim/IA Methodist	1201140P0	2	2	Family Prac/Junct City	1208120C1	1	0
Peds/Blank Childrens	1201320C0	6	6	Family Prac/Lenexa	1208120C2	2	0
Gen Surg/IA Methodist	1201440C0	3	3	Internal Medicine	1208140C0	18	15
Surg-Prelim/IA Methodist	1201440P0	2	1	Medicine-Preliminary	1208140P0	12	12
Trans/IA Methodist	1201999P0	4	4	Med-Prelim/Topeka	1208140P1	7	4
Mercy Med Ctr-North Iowa				Obstetrics-Gynecology	1208220C0	3	1
MASON CITY				Orthopaedic Surgery	1208260C0	3	3
Family Practice	2015120C0	6	6	Pathology	1208300C0	2	2
Mercy/Mayo Fam Prac-IA				Pediatrics	1208320C0	6	3
DES MOINES				Phys Medicine & Rehab	1208340A0	3	3
Family Practice	1346120C0	8	8	Surgery-Plastic Surgery	1208360C0	2	2
Quad Cities Genesis-IA				Psychiatry	1208400C0	6	4
DAVENPORT				Radiology-Diagnostic	1208420A0	5	5
Family Practice	2969120C0	6	4	Radiation Oncology	1208430A0	1	1
				General Surgery	1208440C0	4	4
				Medicine-Pediatrics	1208700C0	3	1
				Medicine-Psychiatry	1208715C0	1	1
				U Kansas SOM-Wichita			
				WICHITA			
				Anesthesiology	3054040C0	5	5
				Fam Prac/Via Christi	3054120C0	14	14
				Fam Prac/Smoky Hill	3054120C1	4	4
				Fam Prac/Wesley	3054120C2	9	3
				Internal Medicine	3054140C0	9	9

Match Outcome for All Institutions by State 2004

Page 17 of 51

	CODE	QUOTA	MATCHED
Medicine-Preliminary	3054140P0	4	2
Obstetrics-Gynecology	3054220C0	5	5
Orthopaedic Surgery	3054260C0	4	4
Pediatrics	3054320C0	5	5
Psychiatry	3054400C0	3	3
Radiology-Diagnostic	3054420A0	3	3
General Surgery	3054440C0	6	6
Medicine-Pediatrics	3054700C0	2	1

	CODE	QUOTA	MATCHED
Obstetrics-Gynecology	1217220C0	6	5
Orthopaedic Surgery	1217260C0	4	4
Pathology	1217300C0	2	2
Pediatrics	1217320C0	18	18
Pediatrics-Preliminary	1217320P0	2	2
Phys Medicine & Rehab	1217340A0	2	2
Psychiatry	1217400C0	7	7
Radiology-Diagnostic	1217420A0	5	5
Radiation-Oncology	1217430A0	2	2
General Surgery	1217440C0	10	10
Medicine-Pediatrics	1217700C0	5	4

KENTUCKY

St Elizabeth Med Ctr-KY

EDGEWOOD

Family Practice	1213120C0	8	8
-----------------	-----------	---	---

Trover Foundation-KY

MADISONVILLE

Family Practice	2912120C0	6	5
-----------------	-----------	---	---

U Kentucky Med Ctr

LEXINGTON

Anesthesiology	1848040A0	1	1
Anesthesiology	1848040C0	9	8
Emergency Medicine	1848110C0	6	6
Family Practice	1848120C0	6	3
Family Prac/E Kentucky	1848120C1	4	4
Family Prac/Rural-Morehead	1848120C3	2	0
Internal Medicine	1848140C0	16	16
Medicine-Primary	1848140M0	6	6
Neurological Surgery	1848160C0	1	0
Neurology	1848180C0	3	3
Obstetrics-Gynecology	1848220C0	5	5
Orthopaedic Surgery	1848260C0	3	3
Otolaryngology	1848280C0	1	1
Pathology	1848300C0	3	3
Pediatrics	1848320C0	7	7
Phys Medicine & Rehab	1848340C0	3	3
Plastic Surgery	1848360C0	1	1
Psychiatry	1848400C0	5	5
Radiology-Diagnostic	1848420A0	5	5
Radiation Oncology	1848430A0	1	1
General Surgery	1848440C0	5	5
Surgery-Preliminary	1848440P0	10	5
Surg-Prelim/Rad Onc	1848440P1	1	1
Urology	1848480C0	2	2
Medicine-Pediatrics	1848700C0	5	5
Peds/Psych/Child Psych	1848730C0	2	2

Univ Louisville SOM-KY

LOUISVILLE

Anesthesiology	1217040A0	2	1
Anesthesiology	1217040C0	4	4
Dermatology	1217080A0	3	3
Emergency Medicine	1217110C0	10	10
Family Practice	1217120C0	7	7
Family Prac/Glasgow	1217120C1	4	4
Internal Medicine	1217140C0	20	19
Medicine-Preliminary	1217140P0	14	8

LOUISIANA

Baton Rouge General-LA

BATON ROUGE

Family Practice	1139120C0	8	2
-----------------	-----------	---	---

Earl K Long Med Ctr-LA

BATON ROUGE

Emergency Medicine	1221110C0	12	7
Internal Medicine	1221140C0	7	7
Medicine-Preliminary	1221140P0	7	7

East Jefferson Gen-LA

METAIRIE

Family Practice	1404120C0	6	6
-----------------	-----------	---	---

LSU SOM-New Orleans-LA

NEW ORLEANS

Dermatology	1224080A0	5	5
Emergency Medicine	1224110C0	15	15
Family Practice	1224120C0	6	2
Internal Medicine	1224140C0	12	12
Medicine-Preliminary	1224140P0	9	9
Obstetrics-Gynecology	1224220C0	9	9
Orthopaedic Surgery	1224260C0	4	4
Pathology	1224300C0	4	2
Pediatrics	1224320C0	18	18
Phys Medicine & Rehab	1224340C0	5	5
Psychiatry	1224400C0	10	10
Radiology-Diagnostic	1224420A0	8	8
General Surgery	1224440C0	8	8
Surgery-Preliminary	1224440P0	13	11
Medicine-Pediatrics	1224700C0	7	7
Medicine-Emergency Med	1224705C0	2	2

LSUHSC-S Alexandria-LA

ALEXANDRIA

Family Practice	1273120C0	6	4
-----------------	-----------	---	---

LSUHSC-Shreveport-LA

SHREVEPORT

Anesthesiology	1232040C0	6	4
Family Practice	1232120C0	8	3
Family Prac/N Caddo	1232120C1	2	1
Internal Medicine	1232140C0	13	10

Match Outcome for All Institutions by State 2004

Page 18 of 51

	CODE	QUOTA	MATCHED		CODE	QUOTA	MATCHED
Medicine-Preliminary	1232140P0	10	8	MAINE			
Obstetrics-Gynecology	1232220C0	6	5				
Orthopaedic Surgery	1232260C0	2	2	Central Maine Med Ctr			
Pathology	1232300C0	3	3	LEWISTON			
Pediatrics	1232320C0	9	9	Family Practice	2327120C0	7	3
Psychiatry	1232400C0	1	1	Family Practice/Rural Trk	2327120C1	0	0
Radiology-Diagnostic	1232420A0	2	2				
General Surgery	1232440C0	5	5	Eastern Maine Med Ctr-ME			
Medicine-Pediatrics	1232700C0	4	3	BANGOR			
LSUMC-E A Conway Med Ctr-LA				Family Practice	2520120C0	6	0
MONROE							
Family Practice	2079120C0	8	8	Maine Dartmouth Fam Prac			
				AUGUSTA			
LSUMC-S Lake Charles-LA				Family Practice	2956120C0	7	2
LAKE CHARLES							
Family Practice	1278120C0	5	5	Maine Medical Center			
				PORTLAND			
Ochsner Clinic Foundation-LA				Anesthesiology	1236040A0	1	0
NEW ORLEANS				Anesthesiology	1236040C0	3	3
Anesthesiology	1966040C0	4	4	Emergency Medicine	1236110C0	6	6
Internal Medicine	1966140C0	12	12	Family Practice	1236120C0	7	7
Medicine-Preliminary	1966140P0	11	10	Internal Medicine	1236140C0	12	8
Obstetrics-Gynecology	1966220C0	4	4	Obstetrics-Gynecology	1236220C0	3	3
Orthopaedic Surgery	1966260C0	2	2	Pediatrics	1236320C0	6	6
Radiology-Diagnostic	1966420C0	5	5	Psychiatry	1236400C0	4	4
General Surgery	1966440C0	5	5	Radiology-Diagnostic	1236420C0	3	3
Surgery-Preliminary	1966440P0	4	4	General Surgery	1236440C0	3	3
				Surgery-Preliminary	1236440P0	2	0
				Medicine-Pediatrics	1236700C0	2	2
Tulane Univ SOM-LA							
NEW ORLEANS				MARYLAND			
Anesthesiology	3073040A0	4	4				
Anesthesiology	3073040C0	4	4	Franklin Square Hosp-MD			
Dermatology	3073080A0	3	3	BALTIMORE			
Internal Medicine	3073140C0	18	18	Family Practice	1240120C0	8	8
Medicine-Preliminary	3073140P0	9	9	Internal Medicine	1240140C0	4	3
Obstetrics-Gynecology	3073220C0	7	0	Medicine-Preliminary	1240140P0	6	4
Orthopaedic Surgery	3073260C0	5	5	Obstetrics-Gynecology	1240220C0	3	3
Pathology	3073300C0	1	0				
Pediatrics	3073320C0	11	10	Good Samaritan Hosp-MD			
Psychiatry	3073400C0	6	6	BALTIMORE			
Radiology-Diagnostic	3073420A0	4	4	Internal Medicine	3118140C0	2	2
General Surgery	3073440C0	5	5	Medicine-Preliminary	3118140P0	3	2
Surgery-Preliminary	3073440P0	5	0				
Medicine-Pediatrics	3073700C0	6	6	Greater Baltimore Med Ctr-MD			
Medicine-Psychiatry	3073715C0	2	0	BALTIMORE			
Peds/Psych/Child Psych	3073730C0	2	2	Medicine-Primary	1241140M0	1	1
Medicine-Prevent Med	3073751C0	1	1	Medicine-Preliminary	1241140P0	6	6
Transitional	3073999P0	12	12				
				Harbor Hospital Ctr-MD			
Univ Med Ctr-Lafayette-LA				BALTIMORE			
LAFAYETTE				Internal Medicine	1250140C0	5	5
Family Practice	1225120C0	8	8	Medicine-Preliminary	1250140P0	5	5
Internal Medicine	1225140C0	6	6	Transitional	1250999P0	6	6
Medicine-Preliminary	1225140P0	2	2				

Match Outcome for All Institutions by State 2004

Page 19 of 51

CODE QUOTA MATCHED

Johns Hopkins Bayview-MD

BALTIMORE

Internal Medicine	1237140C0	7	7
Medicine-Primary	1237140M0	6	6
Medicine-Preliminary	1237140P0	4	4

Johns Hopkins Bloomberg SPH-MD

BALTIMORE

Prev Med/PH-Bassett	3184380C0	1	0
---------------------	-----------	---	---

Johns Hopkins Hosp-MD

BALTIMORE

Anesthesiology	1242040A0	17	17
Anesthesiology	1242040C0	4	4
Dermatology	1242080A0	2	2
Emergency Medicine	1242110C0	12	12
Internal Medicine	1242140C0	37	37
Obstetrics-Gynecology	1242220C0	8	8
Orthopaedic Surgery	1242260C0	5	5
Pathology	1242300C0	8	8
Pediatrics	1242320C0	27	27
Phys Medicine & Rehab	1242340A0	4	4
Surgery-Plastic Surg	1242360C0	2	2
Psychiatry	1242400C0	8	8
Radiology-Diagnostic	1242420A0	7	7
Radiation-Oncology	1242430A0	3	3
General Surgery	1242440C0	5	5
Surgery-Preliminary	1242440P0	17	17

Johns Hopkins/Sinai-MD

BALTIMORE

Internal Medicine	1893140C0	4	4
Medicine-Preliminary	1893140P0	4	4

Maryland General Hosp

BALTIMORE

Internal Medicine	1244140C0	7	4
Transitional	1244999P0	12	2

Prince Georges Hosp-MD

CHEVERLY

Internal Medicine	1905140C0	1	1
Medicine-Preliminary	1905140P0	1	1

Sinai Hosp-Baltimore-MD

BALTIMORE

Obstetrics-Gynecology	1249220C0	4	4
Pediatrics	1249320C0	7	7
Phys Medicine & Rehab	1249340A0	4	3

St Agnes Healthcare-MD

BALTIMORE

Internal Medicine	1247140C0	4	4
Internal Medicine	1247140P0	3	3
General Surgery	1247440C0	3	3
Surgery-Preliminary	1247440P0	4	2

U MD-Mercy Med Ctr

BALTIMORE

Medicine-Preliminary	1245140P0	11	11
----------------------	-----------	----	----

Union Memorial Hosp-MD

BALTIMORE

Internal Medicine	1251140C0	5	5
Medicine-Preliminary	1251140P0	5	3
Orthopaedic Surgery	1251260C0	2	2
General Surgery	1251440C0	2	2
Surgery-Preliminary	1251440P0	4	3

Univ Maryland Med Ctr

BALTIMORE

Anesthesiology	1252040A0	11	11
Dermatology	1252080A0	2	2
Emergency Medicine	1252110C0	10	10
Family Practice	1252120C0	8	8
Internal Medicine	1252140C0	25	25
Medicine-Preliminary	1252140P0	14	14
Neurology	1252180C0	2	2
Obstetrics-Gynecology	1252220C0	6	6
Orthopaedic Surgery	1252260C0	3	3
Ortho Surgery/Research	1252260C1	1	1
Pathology	1252300C0	1	1
Pediatrics	1252320C0	13	6
Psychiatry/Sheppard Pratt	1252400C0	11	11
Radiology-Diagnostic	1252420A0	7	7
Radiation-Oncology	1252430A0	2	2
General Surgery	1252440C0	5	5
Surgery-Preliminary	1252440P0	2	2
Medicine-Pediatrics	1252700C0	4	4
Medicine-Emergency Med	1252705C0	2	2
Pediatrics/Emerg Med	1252725C0	2	2

MASSACHUSETTS

B I Deaconess Med Ctr-MA

BOSTON

Anesthesiology	1256040A0	16	16
Emergency Medicine	1256110C0	10	10
Internal Medicine	1256140C0	48	48
Medicine-Preliminary	1256140P0	15	15
Obstetrics-Gynecology	1256220C0	5	5
Pathology	1256300C0	7	7
Radiology-Diagnostic	1256420A0	9	9
General Surgery	1256440C0	9	9
Surgery-Preliminary	1256440P0	4	2

Baystate Med Ctr-MA

SPRINGFIELD

Anesthesiology	1286040A0	2	2
Anesthesiology	1286040C0	6	5
Emergency Medicine	1286110C0	12	12
Internal Medicine	1286140C0	6	6
Medicine-Preliminary	1286140P0	4	3
Obstetrics-Gynecology	1286220C0	5	5
Pathology	1286300C0	3	3

Match Outcome for All Institutions by State 2004

	CODE	QUOTA	MATCHED		CODE	QUOTA	MATCHED
Pediatrics	1286320C0	8	8	Carney Hospital-MA			
Radiology-Diagnostic	1286420A0	4	4	BOSTON			
General Surgery	1286440C0	4	4	Medicine-Primary	1258140M0	5	5
Surgery-Preliminary	1286440P0	2	0	Medicine-Preliminary	1258140P0	6	6
Medicine-Pediatrics	1286700C0	7	7	Transitional	1258999P0	7	7
Berkshire Med Ctr-MA				Childrens Hosp Boston-MA			
PITTSFIELD				BOSTON			
Internal Medicine	1281140C0	10	10	Peds/Childrens Hosp	1259320C0	26	26
Medicine-Preliminary	1281140P0	6	2	Peds-Primary/BMC	1259320M0	10	10
General Surgery	1281440C0	2	2				
Surgery-Preliminary	1281440P0	3	1	Grtr Lawrence Fam Hlth Ctr-MA			
Boston U Med Ctr-MA				LAWRENCE			
BOSTON				Family Practice	1283120C0	8	8
Anesthesiology	1257040A0	5	5	Harvard Longwood Psych-MA			
Anesthesiology	1257040C0	1	1	BOSTON			
Dermatology	1257080A0	4	4	HLP RTP-Carney Hosp	1270400C0	9	9
Emergency Medicine	1257110A0	12	12	HLP RTP-Mt Auburn Hosp	1270400C1	6	6
Family Practice	1257120C0	6	6				
Internal Medicine	1257140C0	40	40	Harvard South Shore-MA			
Medicine-Primary	1257140M0	5	5	BROCKTON			
Medicine-Preliminary	1257140P0	11	11	Psychiatry	3120400C0	5	5
Obstetrics-Gynecology	1257220C0	4	4				
Orthopaedic Surgery	1257260C0	3	3	Harvard/Spaulding-MA			
Ortho Surg/Research	1257260C1	1	1	BOSTON			
Pathology	1257300C0	2	0	Phys Medicine & Rehab	1260340A0	6	6
Phys Medicine & Rehab	1257340A0	4	4				
Psychiatry	1257400C0	7	7	Lahey Clinic-MA			
Radiology-Diagnostic	1257420A0	8	8	BURLINGTON			
General Surgery	1257440C0	5	5	Internal Medicine	3130140C0	8	8
Surgery-Preliminary	1257440P0	9	3	Medicine-Preliminary	3130140P0	7	7
Transitional	1257999P0	8	7	Radiology-Diagnostic	3130420A0	3	3
Brigham & Womens Hosp-MA				General Surgery	3130440C0	2	2
BOSTON				Surgery-Preliminary	3130440P0	1	1
Anesthesiology	1265040A0	18	18	Lemuel Shattuck Hosp-MA			
Anesthesiology	1265040C0	0	0	BOSTON			
Emergency Medicine	1265110C0	13	13	Transitional	3112999P0	6	6
Internal Medicine	1265140C0	41	41				
Medicine-Primary/BWH	1265140M0	8	8	Massachusetts Gen Hosp			
Medicine-Primary/HVMA	1265140M1	4	4	BOSTON			
Med-Prelim/Brig/Faulk	1265140P0	15	15	Anesthesiology	1261040A0	25	25
Obstetrics-Gynecology	1265220C0	10	10	Dermatology	1261080A0	6	6
Path(AP only & comb AP/CP)	1265300C0	7	7	Internal Medicine	1261140C0	43	43
Clinical Pathology only	1265300C1	3	2	Medicine-Primary	1261140M0	6	6
Surgery-Plastic Surg	1265360C0	3	3	Medicine-Preliminary	1261140P0	11	11
Radiology-Diagnostic	1265420A0	7	7	Harvard Combined Ortho	1261260C0	10	10
Radiation Oncology	1265430A0	8	8	Clinical Pathology	1261300C0	2	0
General Surgery	1265440C0	7	7	Pathology	1261300C1	9	9
Surgery-Preliminary	1265440P0	9	9	Pediatrics	1261320C0	13	13
Cambridge Hospital/CHA-MA				Pediatrics-Preliminary	1261320P0	1	1
CAMBRIDGE				Psychiatry/Adult+Child	1261400A1	2	2
Medicine-Primary	1268140M0	3	3	Psychiatry	1261400C1	14	14
Psychiatry	1268400C0	7	7	Psych/Peds/MGH/McLean	1261400P2	2	2
Psychiatry/Riggs	1268400C1	1	1	Radiology-Diagnostic	1261420A0	9	9
Transitional	1268999P0	8	8	General Surgery	1261440C0	8	8

Match Outcome for All Institutions by State 2004

Page 21 of 51

	CODE	QUOTA	MATCHED		CODE	QUOTA	MATCHED
Surgery-Preliminary	1261440P0	7	7	Tufts U Fam Prac Res-MA			
Med-Peds/Harvard Combined	1261700C0	8	8	MALDEN			
				Family Practice	1036120C0	7	7
Metrowest-Framingham-MA				Univ Mass Med School			
FRAMINGHAM				WORCESTER			
Internal Medicine	1812140C0	3	3	Anesthesiology	3050040A0	8	5
Medicine-Preliminary	1812140P0	2	2	Dermatology	3050080A0	1	1
Transitional	1812999P0	10	6	Emergency Medicine	3050110C0	12	12
Mt Auburn Hospital-MA				Fam Prac/Hahnemann FHC	3050120C0	5	5
CAMBRIDGE				Fam Prac/Queen St FHC	3050120C1	4	0
Internal Medicine	1269140C0	4	4	Family Prac/Barre FHC	3050120C2	5	2
Medicine-Primary	1269140M0	0	0	Family Prac/Fitchburg	3050120C3	3	3
Medicine-Preliminary	1269140P0	16	16	Internal Medicine	3050140C0	18	18
Radiology-Diagnostic	1269420A0	3	3	Medicine-Preliminary	3050140P0	8	6
				Neurology	3050180C0	1	1
New England Med Ctr-MA				Obstetrics-Gynecology	3050220C0	5	5
BOSTON				Orthopaedic Surgery	3050260C0	2	2
Anesthesiology	1263040A0	6	6	Pathology	3050300C0	2	2
Internal Medicine	1263140C0	24	24	Pediatrics	3050320C0	8	8
Obstetrics-Gynecology	1263220C0	5	5	Psychiatry	3050400C0	4	4
Orthopaedic Surgery	1263260C0	4	4	Psychiatry/Child Psych	3050400C1	2	2
Otolaryngology	1263280C0	2	0	Radiology-Diagnostic	3050420A0	4	4
Pathology	1263300C0	3	3	General Surgery	3050440C0	6	6
Pediatrics	1263320C0	13	13	Surgery-Preliminary	3050440P0	7	3
Phys Medicine & Rehab	1263340A0	2	2	Medicine-Pediatrics	3050700C0	3	0
Psychiatry	1263400C0	4	4				
Radiology-Diagnostic	1263420A0	5	5	MICHIGAN			
Radiation-Oncology	1263430A0	2	2	Bon Secours Cottage-MI			
General Surgery	1263440C0	3	3	GROSSE POINTE			
Surgery-Preliminary	1263440P0	3	1	Family Practice	1906120C0	6	6
Peds/Psych/Child Psych	1263730C0	0	0				
Newton-Wellesley Hosp-MA				Genesys Reg Med Ctr-MI			
NEWTON				GRAND BLANC			
Medicine-Preliminary	1280140P0	9	7	Family Practice	1308120C0	7	5
Salem Hospital-MA				Grand Rapids Med Ed-MI			
SALEM				GRAND RAPIDS			
Internal Medicine	1284140C0	5	5	Emergency Medicine	2077110C0	10	10
Medicine-Preliminary	1284140P0	4	4	Family Practice	2077120C0	10	5
St Elizabeths Med Ctr-MA				Internal Medicine	2077140C0	12	11
BOSTON				Obstetrics-Gynecology	2077220C0	8	6
Anesthesiology	1266040A0	6	3	Orthopaedic Surgery	2077260C0	4	4
Anesthesiology	1266040C0	3	3	Pediatrics	2077320C0	10	6
Internal Medicine	1266140C0	6	6	Surgery-Plastic Surgery	2077360C0	2	2
Medicine-Primary	1266140M0	0	0	Radiology-Diagnostic	2077420C0	3	3
Medicine-Preliminary	1266140P0	5	5	General Surgery	2077440C0	6	6
Psychiatry	1266400C0	4	3	Surgery-Preliminary	2077440P0	2	2
General Surgery	1266440C0	3	3	Medicine-Pediatrics	2077700C0	4	3
Surgery-Preliminary	1266440P0	2	2	Transitional	2077999P0	19	12
St Vincent Hosp-Worcester-MA				Henry Ford HSC-MI			
WORCESTER				DETROIT			
Internal Medicine	1290140C0	10	10	Anesthesiology	1300040A0	3	3
Medicine-Preliminary	1290140P0	12	12	Anesthesiology	1300040C0	5	5
Radiology-Diagnostic	1290420A0	2	0	Dermatology	1300080A0	4	4

Match Outcome for All Institutions by State 2004

Page 22 of 51

	CODE	QUOTA	MATCHED		CODE	QUOTA	MATCHED
Dermatology	1300080C0	2	2	Psychiatry	2436400R0	1	0
Emergency Medicine	1300110C0	14	14	General Surgery	2436440C0	3	3
Family Practice	1300120C0	2	2	Surgery-Preliminary	2436440P0	2	0
Internal Medicine	1300140C0	30	30				
Medicine-Preliminary	1300140P0	2	2	Munson Medical Center-MI			
Obstetrics-Gynecology	1300220C0	3	3	TRAVERSE CITY			
Orthopaedic Surgery	1300260C0	6	6	Family Practice	1349120C0	4	2
Pathology	1300300C0	1	1				
Psychiatry	1300400C0	3	0	North Oakland Med Ctr-MI			
Radiology-Diagnostic	1300420C0	9	9	PONTIAC			
General Surgery	1300440C0	6	6	Family Practice	1318120C0	3	3
Medicine-Emergency Med	1300705C0	2	0	General Surgery	1318440C0	2	2
				Surgery-Preliminary	1318440P0	1	1
Hurley Medical Ctr-MI							
FLINT				Oakwood Hospital-MI			
Internal Medicine	1307140C0	3	3	DEARBORN			
Obstetrics-Gynecology	1307220C0	3	3	Family Practice	1946120C0	6	6
Pediatrics	1307320C0	1	1	Internal Medicine	1946140C0	9	9
Medicine-Pediatrics	1307700C0	3	3	Medicine-Preliminary	1946140P0	3	3
Transitional	1307999P0	7	0	Obstetrics-Gynecology	1946220C0	4	2
Trans/Radiology MSU-Flint	1307999P1	1	1	Radiology-Diagnostic	1946420C0	5	5
				Transitional	1946999P0	12	12
Marquette Gen Hosp-MI							
MARQUETTE				Providence Hospital-MI			
Family Practice	2014120C0	5	3	SOUTHFIELD			
				Family Practice	1303120C0	7	7
McLaren Reg Med Ctr-MI				Obstetrics-Gynecology	1303220C0	4	4
FLINT				Radiology-Diagnostic	1303420A0	2	2
Family Practice	1866120C0	6	4	General Surgery	1303440C0	3	3
Internal Medicine	1866140C0	2	2	Surgery-Preliminary	1303440P0	3	3
Orthopaedic Surgery	1866260C0	2	2	Transitional	1303999P0	3	0
				Trans/Radiology	1303999P1	0	0
Michigan St Univ-Flint Med Ed							
FLINT				Sinai-Grace Hospital-MI			
Radiology-Diagnostic	3110420A0	3	3	DETROIT			
				Emergency Medicine	1302110C0	10	10
Michigan St Univ-Kalamazoo							
KALAMAZOO				Sparrow Hospital-MI			
Emergency Medicine	1314110C0	10	10	LANSING			
Family Practice	1314120C0	5	5	Emergency Medicine	1315110C0	10	10
Internal Medicine	1314140C0	5	5	Family Practice	1315120C0	3	3
Orthopaedic Surgery	1314260C0	2	2	Obstetrics-Gynecology	1315220C0	3	1
Pediatrics	1314320C0	4	4				
Psychiatry	1314400C0	4	4	St John Hospital-MI			
General Surgery	1314440C0	2	2	DETROIT			
Surgery-Preliminary	1314440P0	2	1	Emergency Medicine	1915110C0	10	8
Medicine-Pediatrics	1314700C0	3	3	Family Practice	1915120C0	6	6
Transitional	1314999P0	6	6	Internal Medicine	1915140C0	4	4
				Medicine-Preliminary	1915140P0	3	0
Mid Michigan Med Center-MI				Obstetrics-Gynecology	1915220C0	4	4
MIDLAND				Pediatrics	1915320C0	4	4
Family Practice	1961120C0	6	6	General Surgery	1915440C0	4	4
				Surgery-Preliminary	1915440P0	4	4
MSU-East Lansing-MI				Transitional	1915999P0	5	5
EAST LANSING							
Internal Medicine	2436140C0	6	6	St Joseph-Ann Arbor-MI			
Pediatrics	2436320C0	5	3	ANN ARBOR			
Psychiatry	2436400C0	3	2	Internal Medicine	1292140C0	8	8

Match Outcome for All Institutions by State 2004

Page 23 of 51

	CODE	QUOTA	MATCHED
Medicine-Preliminary	1292140P0	10	9
Obstetrics-Gynecology	1292220C0	4	4
General Surgery	1292440C0	3	3
Surgery-Preliminary	1292440P0	3	2
Med-Peds/UM prog 2	1292700C0	2	2
Transitional	1292999P0	9	7

St Joseph-Oakland-MI

PONTIAC

Internal Medicine	1319140C0	7	7
Medicine-Preliminary	1319140P0	2	0
Radiology-Diagnostic	1319420A0	3	3
General Surgery	1319440C0	1	1
Surgery-Preliminary	1319440P0	3	3
Transitional	1319999P0	6	6

Synergy Med Ed Alliance-MI

SAGINAW

Emergency Medicine	1320110C0	8	8
Family Practice	1320120C0	5	2
Internal Medicine	1320140C0	6	6
Obstetrics-Gynecology	1320220C0	3	3
General Surgery	1320440C0	2	2

U Michigan Hosps-Ann Arbor

ANN ARBOR

Anesthesiology	1293040A0	20	20
Dermatology	1293080A0	4	4
Dermatology	1293080C0	3	3
Emergency Medicine	1293110C0	14	14
Family Prac/Ypsilanti	1293120C0	4	4
Family Prac/Chelsea	1293120C1	3	3
Family Prac/Integrative	1293120C2	1	1
Internal Medicine	1293140C0	40	40
Neurological Surgery	1293160C0	2	2
Obstetrics-Gynecology	1293220C0	5	5
Orthopaedic Surgery	1293260C0	6	6
Pathology	1293300C0	4	4
Pediatrics	1293320C0	16	16
Phys Medicine & Rehab	1293340A0	6	6
Plastic Surgery	1293360C0	3	3
Psychiatry	1293400C0	10	10
Radiology-Diagnostic	1293420A0	11	11
Radiation-Oncology	1293430C0	2	2
General Surgery	1293440C0	6	6
Surgery-Preliminary	1293440P0	4	4
Urology	1293480C0	3	3
Med-Peds/UM prog 1	1293700C0	6	6

William Beaumont Hosp-MI

ROYAL OAK

Emergency Medicine	1978110C0	10	10
Family Practice	1978120C0	5	5
Internal Medicine	1978140C0	14	14
Medicine-Preliminary	1978140P0	1	1
Obstetrics-Gynecology	1978220C0	6	6
Orthopaedic Surgery	1978260C0	3	3
Pathology	1978300C0	3	3
Pediatrics	1978320C0	5	5
Phys Medicine & Rehab	1978340C0	3	3

WSU/Detroit Med Ctr-MI

DETROIT

Anesthesiology	1295040C0	8	8
Dermatology	1295080A0	3	3
Emergency Medicine	1295110C0	12	12
Family Practice/Urban	1295120C0	4	3
Int Med/Det/Harper/VA	1295140C0	29	29
Internal Med/Grace	1295140C1	6	6
Obstetrics-Gynecology	1295220C0	7	7
Orthopaedic Surgery	1295260C0	8	8
Pathology	1295300C0	1	1
Pediatrics	1295320C0	17	17
Phys Medicine & Rehab	1295340A0	5	3
Psychiatry	1295400C0	7	7
Radiology-Diagnostic	1295420A0	8	8
Radiation-Oncology	1295430A0	2	2
General Surgery	1295440C0	7	7
Surgery-Preliminary	1295440P0	11	7
Medicine-Pediatrics	1295700C0	5	5
Transitional	1295999P0	18	18

MINNESOTA

Abbott Northwestern-MN

MINNEAPOLIS

Internal Medicine	1330140C0	10	6
-------------------	-----------	----	---

Allina Fam Res Prog-MN

ST PAUL

Family Practice	1342120C0	6	6
-----------------	-----------	---	---

Duluth Grad Med Ed-MN

DULUTH

Family Practice	2981120C0	10	9
-----------------	-----------	----	---

Hennepin Co Med Ctr-MN

MINNEAPOLIS

Emergency Medicine	1329110C0	11	11
Family Practice	1329120C0	12	6
Internal Medicine	1329140C0	17	17
Psychiatry	1329400C0	6	6
General Surgery	1329440C0	4	4
Surgery-Preliminary	1329440P0	4	3
Transitional	1329999P0	11	11

Mayo Graduate SOM-MN

ROCHESTER

Anesthesiology	1328040A0	9	9
Anesthesiology	1328040C0	9	9
Dermatology	1328080A0	5	5
Dermatology	1328080C0	2	2

Match Outcome for All Institutions by State 2004

Page 24 of 51

	CODE	QUOTA	MATCHED		CODE	QUOTA	MATCHED
Emergency Medicine	1328110C0	6	6	MISSISSIPPI			
Family Practice	1328120C0	8	8				
Internal Medicine	1328140C0	45	45	North Mississippi Med Ctr			
Int Med/CI Research	1328140C1	3	3	TUPELO			
Medicine-Preliminary	1328140P0	12	12	Family Practice	1218120C0	6	5
Neurological Surgery	1328160C0	3	3				
Obstetrics-Gynecology	1328220C0	4	4	University Hosps-Jackson-MS			
Orthopaedic Surgery	1328260C0	10	10	JACKSON			
Pathology	1328300C0	4	4	Anesthesiology	1957040C0	7	7
Pediatrics	1328320C0	11	11	Emergency Medicine	1957110A0	7	7
Phys Medicine & Rehab	1328340A0	6	6	EM Transitional	1957110P0	3	3
Phys Medicine & Rehab	1328340C0	2	2	Emergency Medicine R	1957110R0	6	3
Psychiatry	1328400C0	9	9	Family Practice	1957120C0	10	9
Radiology-Diagnostic	1328420A0	11	11	Internal Medicine	1957140C0	18	13
Radiation-Oncology	1328430A0	2	2	Medicine-Preliminary	1957140P0	3	1
General Surgery	1328440C0	10	10	Neurological Surgery	1957160C0	1	1
Surgery-Preliminary	1328440P0	20	20	Neurology	1957180C0	4	4
				Obstetrics-Gynecology	1957220C0	6	6
Regions Hosp/HealthPartners-MN				Ophthalmology	1957240C0	1	1
ST PAUL				Orthopaedic Surgery	1957260C0	4	4
Emergency Medicine	1335110C0	9	9	Otolaryngology	1957280C0	2	2
Fam Prac/Regions Trk	1335120C0	10	3	Pathology	1957300C0	3	3
Fam Prac/La Clinica Trk	1335120C1	2	0	Pediatrics	1957320C0	10	8
				Psychiatry	1957400C0	6	6
St Cloud Hosp/Mayo-MN				Radiology-Diagnostic	1957420A0	5	5
ST CLOUD				General Surgery	1957440C0	5	5
Family Practice	1246120C0	4	4	Surgery-Preliminary	1957440P0	2	2
				Urology	1957480C0	2	2
				Medicine-Pediatrics	1957700C0	3	0
U Minnesota Med School							
MINNEAPOLIS				MISSOURI			
Anesthesiology	1334040A0	2	2	Baptist-Lutheran Med Ctr-MO			
Anesthesiology	1334040C0	3	3	KANSAS CITY			
Dermatology	1334080A0	7	7	Family Practice	2984120C0	12	7
Family Prac/Methodist	1334120C0	6	6				
Family Prac/N Memorial	1334120C1	10	10	Barnes-Jewish Hosp-MO			
Family Prac/Smileys	1334120C2	9	5	ST LOUIS			
Family Prac/St Johns	1334120C3	6	6	Anesthesiology	1353040A0	9	9
Family Prac/St Josephs	1334120C4	8	5	Anesthesiology	1353040C0	5	5
Family Practice/Rural	1334120C5	5	1	Dermatology	1353080A0	6	6
Internal Medicine	1334140C0	18	18	Emergency Medicine	1353110C0	12	12
Medicine-Preliminary	1334140P0	4	4	Internal Medicine	1353140C0	52	51
Obstetrics-Gynecology	1334220C0	9	9	Medicine-Preliminary	1353140P0	8	8
Orthopaedic Surgery	1334260C0	8	8	Obstetrics-Gynecology	1353220C0	9	9
Pathology	1334300C0	6	6	Orthopaedic Surgery	1353260C0	6	6
Pediatrics	1334320C0	22	22	Clinical Pathology	1353300C0	3	2
Phys Medicine & Rehab	1334340A0	4	4	Anat/Clin & Anat Path	1353300C1	4	4
Phys Medicine & Rehab	1334340C0	1	1	Phys Medicine & Rehab	1353340A0	2	1
Psychiatry	1334400C0	6	6	Phys Medicine & Rehab	1353340C0	3	0
Radiology-Diagnostic	1334420A0	1	1	Plastic Surgery	1353360C0	2	2
Radiology-Diagnostic	1334420C0	10	10	Psychiatry	1353400C0	10	10
Radiation-Oncology	1334430A0	2	2	Radiology-Diagnostic	1353420A0	15	15
General Surgery	1334440C0	7	7	Radiology-Diag/Research	1353420A1	2	2
Surgery-Preliminary	1334440P0	2	0	Radiation-Oncology	1353430A0	4	4
Medicine-Pediatrics	1334700C0	10	10	General Surgery	1353440C0	8	8

Match Outcome for All Institutions by State 2004

Page 25 of 51

CODE QUOTA MATCHED

Childrens Mercy Hosp-MO

KANSAS CITY

Pediatrics	1988320C0	20	20
Pediatrics-Preliminary	1988320P0	1	1

Cox Medical Centers-MO

SPRINGFIELD

Family Practice	3167120C0	8	8
-----------------	-----------	---	---

Forest Park Hospital-MO

ST LOUIS

Family Practice	1356120C0	7	7
Internal Medicine	1356140C0	6	6
Medicine-Preliminary	1356140P0	4	1
Transitional	1356999P0	12	12

St Johns Mercy Med Ctr-MO

ST LOUIS

Family Practice	1362120C0	6	0
Internal Medicine	1362140C0	5	5
Obstetrics-Gynecology	1362220C0	5	5
Transitional	1362999P0	12	12

St Louis Childrens-MO

ST LOUIS

Pediatrics	1869320C0	25	25
------------	-----------	----	----

St Louis Univ SOM-MO

ST LOUIS

Anesthesiology	1365040A0	8	5
Anesthesiology	1365040C0	3	0
Dermatology	1365080A0	2	2
Family Practice	1365120C0	6	2
Internal Medicine	1365140C0	24	24
Medicine-Preliminary	1365140P0	9	5
Neurology	1365180C0	5	5
Obstetrics-Gynecology	1365220C0	6	6
Orthopaedic Surgery	1365260C0	3	3
Pathology	1365300C0	4	4
Pediatrics	1365320C0	13	13
Surgery-Plastic Surg	1365360C0	2	2
Psychiatry	1365400C0	6	6
Radiology-Diagnostic	1365420A0	6	6
General Surgery	1365440C0	4	4
Surgery-Preliminary	1365440P0	5	0
Medicine-Pediatrics	1365700C0	4	1
Transitional	1365999P0	12	12

St Lukes Hospital-St Louis-MO

ST LOUIS

Internal Medicine	1364140C0	11	11
Medicine-Preliminary	1364140P0	1	1

St Marys Health Ctr-MO

ST LOUIS

Internal Medicine	1999140C0	4	4
Medicine-Preliminary	1999140P0	4	3

U Missouri-Kansas City

KANSAS CITY

Internal Medicine	3090140C0	13	13
Medicine-Preliminary	3090140P0	10	7
Medicine-Pediatrics	3090700C0	4	4

Univ of MO-KC Programs

KANSAS CITY

Anesthesiology/St. Luke's	1343040C0	6	4
Emergency Medicine	1343110C0	9	9
Family Practice	1343120C0	10	9
Family Practice/St Luke's	1343120C1	2	0
Obstetrics-Gynecology	1343220C0	8	8
Orthopaedic Surgery	1343260C0	3	3
Pathology	1343300C0	2	0
Radiology-Diagnostic	1343420A0	5	5
General Surgery	1343440C0	4	4
Surgery-Preliminary	1343440P0	3	3

Univ of MO-KC/Western MO

KANSAS CITY

Psychiatry	2075400C0	2	2
------------	-----------	---	---

University Hosps-Columbia-MO

COLUMBIA

Anesthesiology	1994040A0	2	2
Anesthesiology	1994040C0	2	1
Dermatology	1994080A0	3	3
Family Practice	1994120C0	8	3
Internal Medicine	1994140C0	15	15
Medicine-Preliminary	1994140P0	6	6
Neurology-Preliminary	1994180P0	2	0
Obstetrics-Gynecology	1994220C0	2	0
Orthopaedic Surgery/5 Yr	1994260C0	2	2
Ortho Surg/Research 6 Yr	1994260C1	1	0
Pediatrics	1994320C0	5	5
Pediatrics-Preliminary	1994320P0	1	1
Phys Medicine & Rehab	1994340A0	4	4
Plastic Surgery	1994360C0	2	1
Psychiatry	1994400C0	2	2
Radiology-Diagnostic	1994420C0	4	4
General Surgery	1994440C0	2	2
Surgery-Preliminary	1994440P0	2	2
Medicine-Pediatrics	1994700C0	2	2

MONTANA

Montana Family Practice

BILLINGS

Family Practice/Billings	1216120C0	6	4
Fam Prac/Shelby Rural	1216120C2	1	0

Match Outcome for All Institutions by State 2004

Page 26 of 51

	CODE	QUOTA	MATCHED		CODE	QUOTA	MATCHED
NEBRASKA				Internal Medicine	2028140C0	14	8
Clarkson Family Med-NE				Medicine-Preliminary	2028140P0	4	1
OMAHA				Obstetrics-Gynecology	2028220C0	3	3
Family Practice	3197120C0	6	4	Pediatrics	2028320C0	12	12
Creighton Univ Affil-NE				General Surgery	2028440C0	3	3
OMAHA				Surgery-Preliminary	2028440P0	3	1
Family Practice	1372120C0	6	4	U Nevada SOM-Reno			
Internal Medicine	1372140C0	15	15	RENO			
Medicine-Preliminary	1372140P0	8	8	Family Practice	2017120C0	6	5
Obstetrics-Gynecology	1372220C0	3	2	Internal Medicine	2017140C0	8	5
Pathology	1372300C0	1	1	Medicine-Preliminary	2017140P0	5	5
Radiology-Diagnostic	1372420A0	3	3	Psychiatry	2017400C0	4	4
General Surgery	1372440C0	4	4	NEW HAMPSHIRE			
Surgery-Preliminary	1372440P0	2	2	Dartmouth-Hitchcock Med Ctr-NH			
Medicine-Pediatrics	1372700C0	4	4	LEBANON			
Creighton/Nebraska Univ				Anesthesiology	1377040A0	3	3
OMAHA				Anesthesiology	1377040C0	4	4
Orthopaedic Surgery	3155260C0	4	4	Dermatology	1377080A0	2	2
Pediatrics	3155320C0	11	9	Internal Medicine	1377140C0	15	15
Psychiatry	3155400C0	6	5	Medicine-Primary	1377140M0	4	4
Lincoln Med Ed Fdn-NE				Medicine-Preliminary	1377140P0	3	2
LINCOLN				Obstetrics-Gynecology	1377220C0	4	4
Family Practice	3021120C0	8	5	Pathology	1377300C0	4	4
U Nebraska Affil Hosp				Pediatrics	1377320C0	7	7
OMAHA				Surgery-Plastic Surg	1377360C0	1	1
Anesthesiology	1376040A0	8	8	Psychiatry	1377400C0	5	5
Emergency Medicine	1376110C0	5	5	Radiology-Diagnostic	1377420A0	4	4
Fam Prac/Academic Trk	1376120C0	1	1	General Surgery	1377440C0	4	4
Fam Prac/Grand Island	1376120C1	2	1	Surgery-Preliminary	1377440P0	7	4
Fam Prac/HC Industry	1376120C2	0	0	Medicine-Psychiatry	1377715C0	1	0
Fam Prac/North Platte	1376120C3	2	1	NH Dartmouth FP-Concord			
Fam Prac/Scottsbluff	1376120C4	2	1	CONCORD			
Fam Prac/Traditional	1376120C5	3	0	Family Prac/Concord	1091120C0	5	2
Family Prac/Kearney	1376120C6	2	0	NEW JERSEY			
Family Prac/Urban Trk	1376120C7	0	0	Atlantic City Med Ctr-NJ			
Family Practice/Norfolk	1376120C8	2	1	ATLANTIC CITY			
Internal Medicine	1376140C0	12	12	Internal Medicine	1378140C0	6	6
Medicine-Preliminary	1376140P0	7	7	Medicine-Preliminary	1378140P0	6	2
Nuclear Medicine	1376200A0	1	0	Atlantic Health Sys-NJ			
Obstetrics-Gynecology	1376220C0	3	3	SUMMIT			
Pathology	1376300C0	3	3	Pediatrics	3033320C0	11	7
Radiology-Diagnostic	1376420A0	5	5	Transitional	3033999P0	6	6
General Surgery	1376440C0	3	3	Bergen Reg Med Ctr-NJ			
Surgery-Preliminary	1376440P0	7	7	PARAMUS			
Medicine-Pediatrics	1376700C0	2	2	Psychiatry	1908400C0	1	1
NEVADA							
U Nevada Affil Hosp-Vegas							
LAS VEGAS							
Family Practice	2028120C0	4	4				

Match Outcome for All Institutions by State 2004

Page 27 of 51

	CODE	QUOTA	MATCHED		CODE	QUOTA	MATCHED
Capital Hlth Sys Fuld-NJ				Newark Beth Israel Med Ctr-NJ			
TRENTON				NEWARK			
Internal Medicine	2003140C0	5	5	Emergency Medicine	1397110C0	7	4
Englewood Hospital-NJ				Internal Medicine	1397140C0	5	5
ENGLEWOOD				Medicine-Preliminary	1397140P0	4	3
Internal Medicine	1386140C0	4	4	Obstetrics-Gynecology	1397220C0	1	1
Medicine-Preliminary	1386140P0	1	0	Ob/Gyn-Preliminary	1397220P0	1	1
Hunterdon Medical Ctr-NJ				Pediatrics	1397320C0	6	6
FLEMINGTON				Radiology-Diagnostic	1397420A0	2	2
Family Practice	1838120C0	6	3	Medicine-Pediatrics	1397700C0	2	1
Jersey City Medical Ctr-NJ				Overlook Hospital-NJ			
JERSEY CITY				SUMMIT			
Internal Medicine	1390140C0	7	7	Family Practice	1408120C0	3	1
Obstetrics-Gynecology	1390220C0	3	3	Internal Medicine	1408140C0	5	4
Jersey Shore University Med Ctr-NJ				Raritan Bay Med Ctr-NJ			
NEPTUNE				PERTH AMBOY			
Internal Medicine	1395140C0	7	7	Internal Medicine	1873140C0	8	8
Medicine-Preliminary	1395140P0	6	6	Medicine-Preliminary	1873140P0	1	1
Obstetrics-Gynecology	1395220C0	2	2	Seton Hall Univ-Grad Med Ed-NJ			
Pediatrics	1395320C0	3	3	SOUTH ORANGE			
JFK Medical Center-NJ				Internal Medicine	3194140C0	4	3
EDISON				Internal Med/St Francis	3194140C1	5	4
Family Practice	3043120C0	7	6	Surgery-Preliminary	3194440P0	2	1
Monmouth Medical Ctr-NJ				Somerset Medical Ctr-NJ			
LONG BRANCH				SOMERVILLE			
Internal Medicine	1392140C0	4	4	Family Practice	1934120C0	7	4
Obstetrics-Gynecology	1392220C0	1	1	St Barnabas Med Ctr-NJ			
Orthopaedic Surgery	1392260C0	2	2	LIVINGSTON			
Pediatrics	1392320C0	3	3	Anesthesiology	1396040C0	2	1
Radiology-Diagnostic	1392420A0	1	1	Internal Medicine	1396140C0	3	3
General Surgery	1392440C0	3	3	Medicine-Preliminary	1396140P0	1	1
Surgery-Preliminary	1392440P0	4	0	Obstetrics-Gynecology	1396220C0	4	4
Morristown Mem Hosp-NJ				Radiology-Diagnostic	1396420A0	3	3
MORRISTOWN				General Surgery	1396440C0	4	4
Emergency Medicine	1394110C0	6	6	Surgery-Preliminary	1396440P0	6	1
Internal Medicine	1394140C0	10	10	Transitional	1396999P0	14	14
Medicine-Preliminary	1394140P0	4	4	St Josephs Hosp-NJ			
Radiology-Diagnostic	1394420A0	5	5	PATERSON			
General Surgery	1394440C0	3	3	Anesthesiology	1406040A0	1	1
Surgery-Preliminary	1394440P0	2	2	Obstetrics-Gynecology	1406220C0	2	2
Mountainside Hosp-NJ				Orthopaedic Surgery	1406260C0	1	1
MONTCLAIR				Pediatrics	1406320C0	9	9
Family Practice	1393120C0	4	2	UMDNJ-New Jersey Med-Newark			
Internal Medicine	1393140C0	5	4	NEWARK			
Medicine-Preliminary	1393140P0	2	1	Anesthesiology	1398040A0	6	6
Muhlenberg Reg Med Ctr-NJ				Dermatology	1398080A0	2	2
PLAINFIELD				Family Practice/St Mary	1398120C0	8	8
Internal Medicine	1407140C0	9	9	Internal Medicine	1398140C0	19	19
				Medicine-Preliminary	1398140P0	10	10
				Neurology	1398180C0	5	5
				Obstetrics-Gynecology	1398220C0	7	7

Match Outcome for All Institutions by State 2004

Page 28 of 51

CODE QUOTA MATCHED

	CODE	QUOTA	MATCHED
Orthopaedic Surgery	1398260C0	6	6
Pathology	1398300C0	2	2
Pediatrics	1398320C0	16	13
Phys Medicine & Rehab	1398340A0	8	8
Surgery-Plastic Surgery	1398360C0	2	2
Psychiatry	1398400C0	5	5
Radiology-Diagnostic	1398420A0	5	5
General Surgery	1398440C0	8	8
Surgery-Preliminary	1398440P0	4	1
Medicine-Pediatrics	1398700C0	4	4

UMDNJ-R W Johnson-Camden

CAMDEN

Anesthesiology	1380040A0	3	0
Dermatology	1380080A0	1	1
Emergency Medicine	1380110C0	7	7
Internal Medicine	1380140C0	10	8
Medicine-Preliminary	1380140P0	6	6
Obstetrics-Gynecology	1380220C0	4	4
Pediatrics	1380320C0	4	4
Psychiatry	1380400C0	6	6
Radiology-Diagnostic	1380420A0	3	3
General Surgery	1380440C0	3	3

UMDNJ-R W Johnson-Piscataway

PISCATAWAY

Anesthesiology	2918040A0	6	5
Dermatology	2918080A0	1	1
Family Practice/A-Prog	2918120C0	6	0
Family Practice/B-Prog	2918120C1	4	0
Internal Medicine	2918140C0	20	20
Medicine-Preliminary	2918140P0	10	10
Obstetrics-Gynecology	2918220C0	6	6
Orthopaedic Surgery	2918260C0	3	3
Pathology	2918300C0	3	1
Pediatrics	2918320C0	12	12
Phys Medicine & Rehab	2918340A0	4	4
Psychiatry	2918400C0	5	5
Radiology-Diagnostic	2918420A0	3	3
General Surgery	2918440C0	6	6
Surgery-Preliminary	2918440P0	5	3

Underwood Mem Hosp-NJ

WOODBURY

Family Practice	2086120C0	3	2
-----------------	-----------	---	---

Warren Hospital-NJ

PHILLIPSBURG

Family Practice	2091120C0	4	4
-----------------	-----------	---	---

West Jersey Health Sys-NJ

VOORHESS

Family Practice	3084120C0	8	6
-----------------	-----------	---	---

NEW MEXICO

Eastern NM Fam Prac-NM

ROSWELL

Family Practice	1297120C0	4	4
-----------------	-----------	---	---

Memorial Medical Ctr-NM

LAS CRUCES

Family Practice	1214120C0	6	1
-----------------	-----------	---	---

Northern NM Fam Prac-NM

SANTA FE

Family Practice	1277120C0	3	2
-----------------	-----------	---	---

U New Mexico SOM

ALBUQUERQUE

Anesthesiology	1962040A0	2	2
Anesthesiology	1962040C0	5	5
Dermatology	1962080A0	1	1
Emergency Medicine	1962110C0	9	9
Family Practice	1962120C0	12	10
Internal Medicine	1962140C0	20	19
Medicine-Preliminary	1962140P0	8	8
Neurology-Preliminary	1962180P0	2	2
Obstetrics-Gynecology	1962220C0	6	6
Orthopaedic Surgery	1962260C0	4	4
Pathology	1962300C0	2	2
Pediatrics	1962320C0	11	11
Psychiatry	1962400C0	8	8
Radiology-Diagnostic	1962420C0	5	5
General Surgery	1962440C0	4	4

NEW YORK

Albany Med Ctr Hosp-NY

ALBANY

Anesthesiology	1414040C0	5	5
Emergency Medicine	1414110C0	10	10
Family Practice	1414120C0	5	4
Internal Medicine	1414140C0	11	11
Medicine-Preliminary	1414140P0	11	11
Obstetrics-Gynecology	1414220C0	5	0
Orthopaedic Surgery	1414260C0	3	3
Pathology	1414300C0	3	2
Pediatrics-Primary	1414320M0	8	8
Phys Medicine & Rehab	1414340C0	2	2
Surgery-Plastic Surg	1414360C0	1	1
Psychiatry	1414400C0	4	4
Radiology-Diagnostic	1414420A0	5	5
General Surgery	1414440C0	4	4
Medicine-Pediatrics	1414700C0	3	3

Beth Israel Med Ctr-NY

NEW YORK

Emergency Medicine	1470110C0	8	8
Family Practice	1470120C0	8	8

Match Outcome for All Institutions by State 2004

Page 29 of 51

	CODE	QUOTA	MATCHED		CODE	QUOTA	MATCHED
Internal Medicine	1470140C0	25	25	Medical Science Pathway	3172140C3	0	0
Int Med/Learn & Earn	1470140C1	4	4	Medicine-Primary	3172140M0	2	2
Int Med/Select 3-Yr	1470140C2	2	2	Medicine-Preliminary	3172140P0	5	5
Medicine-Preliminary	1470140P0	14	14	Medicine-Emergency Med	3172140P1	3	3
Obstetrics-Gynecology	1470220C0	5	5	Pediatrics	3172320C0	15	15
Psychiatry	1470400C0	10	10	Radiology-Diagnostic	3172420A0	4	4
Radiology-Diagnostic	1470420A0	6	6	Radiation Oncology	3172430A0	1	1
General Surgery	1470440C0	3	3				
Surgery-Preliminary	1470440P0	13	7	Einstein/Montefiore Med Ctr-NY			
Bronx Lebanon Hosp-NY				BRONX			
BRONX				Anesthesiology	3153040A0	15	15
Family Practice	1471120C0	10	10	Family Practice	3153120C0	10	10
Obstetrics-Gynecology	1471220C0	2	2	Internal Medicine	3153140C0	37	37
Pediatrics-Primary	1471320M0	3	3	Internal Med/Social	3153140C1	5	5
General Surgery	1471440C0	1	1	Medicine-Primary	3153140M0	5	5
Surgery-Preliminary	1471440P0	1	1	Medicine-Preliminary	3153140P0	16	16
Brookdale Hosp Med Ctr-NY				Obstetrics-Gynecology	3153220C0	9	9
BROOKLYN				Orthopaedic Surgery	3153260C0	6	6
Medicine-Primary	1419140M0	3	3	Pathology	3153300C0	5	5
Medicine-Preliminary	1419140P0	4	4	Pediatrics	3153320C0	19	19
Obstetrics-Gynecology	1419220C0	3	1	Peds-Primary/Social	3153320M0	4	4
Pediatrics-Primary	1419320M0	7	7	Phys Medicine & Rehab	3153340A0	8	8
Psychiatry	1419400C0	1	1	Psychiatry	3153400C0	11	11
General Surgery	1419440C0	3	3	Radiology-Diagnostic	3153420A0	9	9
Surgery-Preliminary	1419440P0	1	1	General Surgery	3153440C0	6	6
Brooklyn Hosp Ctr-NY				Surgery-Preliminary	3153440P0	12	4
BROOKLYN				Flushing Hospital Med Ctr-NY			
Emergency Medicine	1420110C0	5	5	FLUSHING			
Family Practice	1420120C0	2	2	Internal Medicine	1445140C0	2	2
Medicine-Primary	1420140M0	14	14	Medicine-Preliminary	1445140P0	4	4
Medicine-Preliminary	1420140P0	5	2	Pediatrics-Primary	1445320M0	2	2
Obstetrics-Gynecology	1420220C0	4	4	Transitional	1445999P0	10	10
Pediatrics	1420320C0	3	3	Harlem Hospital Ctr-NY			
General Surgery	1420440C0	3	3	NEW YORK			
Surgery-Preliminary	1420440P0	4	3	Internal Medicine	1478140C0	25	25
Columbia Bassett-NY				Pediatrics	1478320C0	8	8
COOPERSTOWN				Psychiatry	1478400C0	7	7
Medicine-Primary	1438140M0	1	1	Radiology-Diagnostic	1478420A0	4	4
Coney Island Hospital-NY				General Surgery	1478440C0	3	3
BROOKLYN				Surgery-Preliminary	1478440P0	3	1
Internal Medicine	1422140C0	2	2	Hosp For Special Surg-NY			
Creedmoor Psych Ctr-NY				NEW YORK			
QUEENS VILLAGE				Orthopaedic Surgery	3128260C0	8	8
Psychiatry	2599400C0	1	1	Interfaith Med Ctr-NY			
Einstein/Jacobi Med Ctr-NY				BROOKLYN			
BRONX				Medicine-Primary	1425140M0	4	1
Dermatology	3172080A0	4	4	Jamaica Hosp Med Ctr-NY			
Emergency Medicine	3172110A0	18	18	JAMAICA			
Internal Medicine	3172140C0	17	17	Family Practice	1449120C0	4	4
Int Med/Sabbath Observ	3172140C1	2	2	Internal Medicine	1449140C0	6	6
Gen Int Med/Women's Hlth	3172140C2	3	3				

Match Outcome for All Institutions by State 2004

Page 30 of 51

	CODE	QUOTA	MATCHED		CODE	QUOTA	MATCHED
Kingsbrook Jewish Med-NY				Radiology-Diagnostic			
BROOKLYN				General Surgery			
Internal Medicine	1476140C0	5	5	Surgery-Preliminary			
Phys Medicine & Rehab	1476340A0	4	4	Transitional			
Lenox Hill Hospital-NY				Mary Imogene Bassett-NY			
NEW YORK				COOPERSTOWN			
Internal Medicine	1483140C0	23	23	Internal Medicine			
Medicine-Preliminary	1483140P0	16	16	Medicine-Preliminary			
Obstetrics-Gynecology	1483220C0	3	3	General Surgery			
Orthopaedic Surgery	1483260C0	2	2	Surgery-Preliminary			
Radiology-Diagnostic	1483420A0	3	3	Transitional			
General Surgery	1483440C0	2	2	Memorial Sloan-Kettering-NY			
Surgery-Preliminary	1483440P0	10	3	NEW YORK			
Lincoln Medical Ctr-NY				Radiation-Oncology			
BRONX				Transitional			
Emergency Medicine	1484110A0	10	10	Metropolitan Hosp Ctr-NY			
Internal Medicine	1484140C0	28	28	NEW YORK			
Obstetrics-Gynecology	1484220C0	3	3	Emergency Medicine			
Pediatrics-Primary	1484320M0	4	4	Internal Medicine			
Long Island Coll Hosp-NY				Medicine-Preliminary			
BROOKLYN				Obstetrics-Gynecology			
Internal Medicine	1427140C0	5	5	Pediatrics			
Medicine-Preliminary	1427140P0	9	0	Psychiatry			
Obstetrics-Gynecology	1427220C0	3	3	Mid-Hudson Fam Health-NY			
Pediatrics	1427320C0	8	8	KINGSTON			
Radiology-Diagnostic	1427420A0	3	3	Family Practice			
Long Island Jewish Med Ctr-NY				Mt Sinai Hospital-NY			
NEW HYDE PARK				NEW YORK			
Emergency Medicine	1963110A0	10	10	Anesthesiology			
Internal Medicine	1963140C0	16	16	Dermatology			
Medicine-Preliminary	1963140P0	15	15	Emergency Medicine			
Obstetrics-Gynecology	1963220C0	5	5	Medical Genetics			
Orthopaedic Surgery	1963260C0	3	3	Internal Medicine			
Phys Medicine & Rehab	1963340A0	4	4	Research Medicine			
Psychiatry	1963400C0	13	13	Medicine-Preliminary			
Radiology-Diagnostic	1963420A0	4	4	Obstetrics-Gynecology			
Medicine-Emergency Med	1963705C0	2	2	Orthopaedic Surgery			
Lutheran Medical Ctr-NY				Pathology			
BROOKLYN				Pediatrics-Primary			
Family Practice	1430120C0	1	0	Phys Medicine & Rehab			
Internal Medicine	1430140C0	1	1	Plastic Surgery			
Obstetrics-Gynecology	1430220C0	1	1	Psychiatry			
Maimonides Med Ctr-NY				Radiology-Diagnostic			
BROOKLYN				Radiation-Oncology			
Anesthesiology	1428040A0	3	3	General Surgery			
Emergency Medicine	1428110C0	9	9	Surgery-Preliminary			
Internal Medicine	1428140C0	22	22	Medicine-Pediatrics			
Medicine-Preliminary	1428140P0	9	9	Peds/Psych/Child Psych			
Obstetrics-Gynecology	1428220C0	2	2	Mt Sinai SOM/Cabrini-NY			
Orthopaedic Surgery	1428260C0	2	2	NEW YORK			
Pediatrics-Primary	1428320M0	14	14	Internal Medicine			
Psychiatry	1428400C0	2	2	Medicine-Preliminary			
				Psychiatry			

Match Outcome for All Institutions by State 2004

Page 31 of 51

	CODE	QUOTA	MATCHED		CODE	QUOTA	MATCHED
General Surgery	1472440C0	2	2	Surgery-Preliminary	1822440P0	7	0
Surgery-Preliminary	1472440P0	2	2	Transitional	1822999P0	12	12
Mt Sinai SOM-Elmhurst-NY				NY Med Col Brklyn/Queens SVCMC			
ELMHURST				JAMAICA			
Medicine-Primary	1491140M0	7	7	Family Practice	1450120C0	7	7
Medicine-Preliminary	1491140P0	2	2	Internal Medicine	1450140C0	15	15
Pediatrics-Primary	1491320M0	5	5	Medicine-Preliminary	1450140P0	5	3
Psychiatry	1491400C0	5	5	Obstetrics-Gynecology	1450220C0	3	3
				Orthopaedic Surgery	1450260C0	3	3
				General Surgery	1450440C0	2	2
				Surgery-Preliminary	1450440P0	3	3
N Shore U-Forest Hills-NY				NY Med Coll/St Joseph-NY			
FOREST HILLS				YONKERS			
Internal Medicine	2062140C0	3	1	Family Practice	1525120C0	10	10
Medicine-Preliminary	2062140P0	2	1				
N Shore U-Glen Cove-NY				NY Methodist Hospital-NY			
GLEN COVE				BROOKLYN			
Family Practice	1446120C0	4	4	Anesthesiology	1429040A0	1	0
				Emergency Medicine	1429110C0	10	10
N Shore U-Manhasset-NY				Internal Medicine	1429140C0	5	5
MANHASSET				Medicine-Primary	1429140M0	2	0
Emergency Medicine	1467110C0	10	10	Obstetrics-Gynecology	1429220C0	3	3
Internal Medicine	1467140C0	20	20	Pediatrics-Primary	1429320M0	2	2
Medicine-Preliminary	1467140P0	13	13	Radiology-Diagnostic	1429420A0	3	3
Obstetrics-Gynecology	1467220C0	5	5	Radiation-Oncology	1429430A0	2	2
Psychiatry	1467400C0	4	4	General Surgery	1429440C0	3	3
Radiology-Diagnostic	1467420A0	6	6	Surgery-Preliminary	1429440P0	1	1
Nassau Univ Med Ctr-NY				NYP Hosp-Colum Presby-NY			
EAST MEADOW				NEW YORK			
Anesthesiology	1448040A0	1	0	Anesthesiology	1495040A0	22	22
Internal Medicine	1448140C0	18	18	Dermatology	1495080A0	2	2
Medicine-Preliminary	1448140P0	8	8	Family Practice	1495120C0	6	6
Obstetrics-Gynecology	1448220C0	4	4	Internal Medicine	1495140C0	40	40
Pediatrics	1448320C0	10	10	Medicine-Primary	1495140M0	4	4
Phys Medicine & Rehab	1448340A0	3	3	Medicine-Preliminary	1495140P0	8	7
Psychiatry	1448400C0	6	6	Obstetrics-Gynecology	1495220C0	5	5
Radiology-Diagnostic	1448420A0	3	3	Orthopaedic Surgery	1495260C0	5	5
General Surgery	1448440C0	3	3	Pathology	1495300C0	6	6
Surgery-Preliminary	1448440P0	6	6	Pediatrics	1495320C0	20	20
				P M & R/Colum-Cornell	1495340A0	8	8
North General Hosp-NY				Psych/Columbia-NYPH-PG2	1495400A0	1	1
NEW YORK				Psychiatry/Columbia-NYPH	1495400C0	9	9
Medicine-Primary Care	1479140C0	8	4	Psych/Colum-NYPH-Stamford	1495400C1	2	2
Psychiatry	1479400C0	2	2	Radiology-Diagnostic	1495420A0	5	5
				General Surgery	1495440C0	5	5
North Shore-LIJ Health Sys-NY				Surgery-Plastic Surgery	1495440P1	1	1
GREAT NECK				NYP Hosp-NY Cornell-NY			
Pediatrics	1700320C0	37	33	NEW YORK			
Gen Surgery/Manhasset	1700440C0	7	7	Anesthesiology	1492040A0	10	7
Surgery-Prelim/Manhasset	1700440P0	16	16	Anesthesiology	1492040C0	8	7
				Dermatology	1492080A0	4	4
NY Hosp/Med Ctr Queens				Emergency Medicine	1492110C0	10	10
FLUSHING				Internal Medicine	1492140C0	36	36
Emergency Medicine	1822110C0	7	7	Internal Med/Research	1492140C1	3	3
Internal Medicine	1822140C0	19	19	Medicine-Primary	1492140M0	4	4
Medicine-Preliminary	1822140P0	13	13				
General Surgery	1822440C0	4	4				

Match Outcome for All Institutions by State 2004

	CODE	QUOTA	MATCHED		CODE	QUOTA	MATCHED
Obstetrics-Gynecology	1492220C0	6	6	So Nassau Comm Hosp-NY			
Pathology	1492300C0	5	5	OCEANSIDE			
Pediatrics	1492320C0	20	20	Family Practice	3067120C0	5	5
Surgery-Plastic Surg	1492360C0	1	1				
Psych/Payne Whitney	1492400C0	11	11	Sound Shore Med Ctr-NY			
Radiology-Diagnostic	1492420A0	9	9	NEW ROCHELLE			
General Surgery	1492440C0	8	8	Internal Medicine	1459140C0	4	4
Surgery-Preliminary	1492440P0	14	14	Medicine-Preliminary	1459140P0	4	4
				General Surgery	1459440C0	3	3
NYU Downtown Hosp-NY				Surgery-Preliminary	1459440P0	3	3
NEW YORK				Transitional	1459999P0	4	4
Internal Medicine	1875140C0	6	6				
Medicine-Preliminary	1875140P0	5	5	Southside Hospital-NY			
Obstetrics-Gynecology	1875220C0	3	3	BAY SHORE			
				Family Practice	1417120C0	2	2
NYU Med Ctr/Hosp Joint Diseases							
NEW YORK				St Barnabas Hosp-NY			
Orthopaedic Surgery	1366260C0	12	12	BRONX			
				Internal Medicine	3113140C0	4	0
NYU School Of Medicine				Pediatrics	3113320C0	2	1
NEW YORK							
Anesthesiology	2978040A0	17	13	St Clares Hospital-NY			
Dermatology	2978080A0	7	7	SCHENECTADY			
Emergency Medicine	2978110C0	15	15	Family Practice	1513120C0	3	3
Internal Medicine	2978140C0	41	41				
Medicine-Primary	2978140M0	8	8	St Elizabeth Med Ctr-NY			
Medicine-Preliminary	2978140P0	15	15	UTICA			
Obstetrics-Gynecology	2978220C0	7	7	Family Practice	3064120C0	4	4
Pathology	2978300C0	4	4				
Pediatrics	2978320C0	19	19	St Josephs-Syracuse-NY			
Phys Medicine & Rehab	2978340A0	14	14	SYRACUSE			
Plastic Surgery	2978360C0	3	3	Family Practice	1518120C0	12	9
Psychiatry	2978400C0	16	16	Transitional	1518999P0	4	4
Radiology-Diagnostic	2978420A0	9	9				
Radiation-Oncology	2978430A0	1	1	St Lukes-Roosevelt-NY			
General Surgery	2978440C0	9	9	NEW YORK			
Surgery-Preliminary	2978440P0	14	11	Anesthesiology	2070040A0	12	12
				Dermatology	2070080A0	3	3
Our Lady of Mercy Med Ctr-NY				Emergency Medicine	2070110C0	14	14
BRONX				Internal Medicine	2070140C0	44	44
Internal Medicine	1486140C0	12	12	Medicine-Preliminary	2070140P0	23	23
Obstetrics-Gynecology	1486220C0	2	2	Obstetrics-Gynecology	2070220C0	6	6
General Surgery	1486440C0	3	3	Orthopaedic Surgery	2070260C0	3	3
Surgery-Preliminary	1486440P0	3	3	Pathology	2070300C0	2	2
				Psychiatry	2070400C0	2	2
Queens Hosp/Mt Sinai-NY				Radiology-Diagnostic	2070420A0	6	6
JAMAICA				General Surgery	2070440C0	5	5
Internal Medicine	1489140C0	10	10	Surgery-Preliminary	2070440P0	7	1
Medicine Preliminary	1489140P0	6	2				
Obstetrics-Gynecology	1489220C0	3	1	St Vincents Cath Med Ctr-NY			
				STATEN ISLAND			
Rochester Gen Hosp-NY				Internal Medicine	1514140C0	10	10
ROCHESTER				Medicine-Preliminary	1514140P0	4	3
Internal Medicine	1509140C0	6	6	Obstetrics-Gynecology	1514220C0	3	2
Medicine-Preliminary	1509140P0	7	7	Pediatrics	1514320C0	1	1
Obstetrics-Gynecology	1509220C0	3	3	Radiology-Diagnostic	1514420A0	2	2
Radiology-Diagnostic	1509420A0	4	4				

Match Outcome for All Institutions by State 2004

Page 33 of 51

	CODE	QUOTA	MATCHED
St Vincents Hosp-NY			
NEW YORK			
Anesthesiology	1500040A0	6	4
Internal Medicine	1500140C0	16	16
Medicine-Primary	1500140M0	3	3
Medicine-Preliminary	1500140P0	10	10
Obstetrics-Gynecology	1500220C0	2	1
Ob/Gyn-Preliminary	1500220P0	1	0
Pediatrics	1500320C0	4	4
Phys Medicine & Rehab	1500340A0	3	3
Psychiatry	1500400C0	6	6
Radiology-Diagnostic	1500420A0	3	3
General Surgery	1500440C0	6	6
Surgery-Preliminary	1500440P0	10	10
Medicine-Pediatrics	1500700C0	4	0
Transitional	1500999P0	15	15

Staten Island U Hosp-NY

STATEN ISLAND

Medicine-Primary	1515140M0	20	20
Medicine-Preliminary	1515140P0	26	26
Obstetrics-Gynecology	1515220C0	3	3
General Surgery	1515440C0	3	3
Surgery-Preliminary	1515440P0	3	3
Medicine-Pediatrics	1515700C0	4	4

Stony Brook Teach Hosps-NY

STONY BROOK

Anesthesiology	2919040A0	10	10
Dermatology	2919080A0	2	2
Emergency Medicine	2919110C0	10	7
Family Practice	2919120C0	7	7
Internal Medicine	2919140C0	19	19
Medicine-Primary	2919140M0	3	3
Medicine-Preliminary	2919140P0	10	10
Obstetrics-Gynecology	2919220C0	4	4
Orthopaedic Surgery	2919260C0	5	5
Pathology	2919300C0	3	2
Pediatrics	2919320C0	12	12
Phys Medicine & Rehab	2919340A0	3	3
Psychiatry	2919400C0	6	5
Radiology-Diagnostic	2919420A0	5	5
General Surgery	2919440C0	5	5
Surgery-Preliminary	2919440P0	7	0
Medicine-Pediatrics	2919700C0	2	2

SUNY HSC Brooklyn-NY

BROOKLYN

Anesthesiology	1426040A0	15	12
Dermatology	1426080A0	5	5
Emergency Medicine	1426110C0	13	13
Family Practice	1426120C0	5	5
Internal Medicine	1426140C0	27	27
Medicine-Preliminary	1426140P0	4	3
Obstetrics-Gynecology	1426220C0	5	5
Orthopaedic Surgery	1426260C0	6	6
Pathology	1426300C0	4	4
Pediatrics	1426320C0	23	23
Pediatrics-Preliminary	1426320P0	3	3
Phys Medicine & Rehab	1426340A0	5	5

Psychiatry	1426400C0	4	4
Radiology-Diagnostic	1426420A0	7	7
Radiation Oncology	1426430A0	1	1
General Surgery	1426440C0	9	9
Surgery-Preliminary	1426440P0	15	5
Medicine-Emergency Med	1426705C0	4	4

SUNY Upstate Medical University

SYRACUSE

Anesthesiology	1516040A0	11	5
Emergency Medicine	1516110C0	10	10
Internal Medicine	1516140C0	16	16
Medicine-Preliminary	1516140P0	6	6
Obstetrics-Gynecology	1516220C0	5	5
Orthopaedic Surgery	1516260C0	4	4
Pathology	1516300C0	1	1
Pediatrics	1516320C0	11	11
Phys Medicine & Rehab	1516340A0	4	4
Psychiatry	1516400C0	5	4
Radiology-Diagnostic	1516420A0	6	6
Radiation-Oncology	1516430A0	2	2
General Surgery	1516440C0	4	4
Surgery-Preliminary	1516440P0	12	10

U Rochester/Strong Mem-NY

ROCHESTER

Anesthesiology	1511040A0	7	7
Anesthesiology	1511040C0	7	7
Dermatology	1511080A0	3	3
Emergency Medicine	1511110C0	10	10
Family Practice	1511120C0	7	7
Inner City Family Med	1511120C1	1	1
Internal Medicine	1511140C0	22	22
Med-Prelim/Neurology	1511140P1	6	6
Obstetrics-Gynecology	1511220C0	8	8
Orthopaedic Surgery	1511260C0	4	4
Ortho Surg/Research	1511260C1	1	1
Pathology	1511300C0	4	2
Pediatrics	1511320C0	16	16
Phys Medicine & Rehab	1511340A0	2	2
Plastic Surgery	1511360C0	1	1
Psychiatry/A-Program	1511400C0	4	4
Radiology-Diagnostic	1511420A0	6	6
Radiology/Vascular A	1511420A1	1	1
Radiology-Diag/MPH	1511420A2	1	1
Radiation-Oncology	1511430A0	2	2
General Surgery	1511440C0	6	6
Surgery-Preliminary	1511440P0	6	6
Medicine-Pediatrics	1511700C0	8	8

Unity Health System-NY

ROCHESTER

Medicine-Primary	1510140C0	6	6
Medicine-Preliminary	1510140P0	2	2

Univ Buffalo Grad Med-NY

BUFFALO

Anesthesiology	3099040C0	8	5
Dermatology	3099080A0	1	1
Emergency Medicine	3099110C0	11	11

Match Outcome for All Institutions by State 2004

	CODE	QUOTA	MATCHED		CODE	QUOTA	MATCHED
Fam Prac/Buffalo Gen	3099120C0	4	4	Wyckoff Heights Med Ctr-NY			
Fam Prac/Erie Cty Med	3099120C1	2	2	BROOKLYN			
Fam Prac/Millard Fill	3099120C2	3	3	Family Practice	1435120C0	4	4
Fam Prac/Niagara Falls	3099120C3	4	4				
Internal Med/A-Program	3099140C0	24	24				
Internal Med/Mercy	3099140C3	3	3				
Internal Med/Prev Med	3099140C4	1	1				
Internal Med/Sisters	3099140C5	4	4	NORTH CAROLINA			
Med/Nuclear Med(Mercy)	3099140P0	1	1	Carolinas Med Ctr-NC			
Medicine Prelim/A-Prog	3099140P1	5	5	CHARLOTTE			
Internal Med/Rehab Med	3099140P2	3	3	Emergency Medicine	1527110C0	11	11
Med/Radiology(Med A)	3099140P3	2	0	Family Practice	1527120C0	6	6
Medicine-Prelim/Sisters	3099140P4	5	3	Fam Prac/Urb Add Site	1527120C1	2	2
Nuclear Medicine	3099200A0	1	0	Family Practice/Rural	1527120C2	2	2
Obstetrics-Gynecology	3099220C0	9	9	Internal Medicine	1527140C0	10	7
Obstetrics-Gyn/Sisters	3099220C1	2	2	Medicine-Preliminary	1527140P0	6	6
Orthopaedic Surgery	3099260C0	4	4	Obstetrics-Gynecology	1527220C0	5	5
Pathology	3099300C0	4	4	Orthopaedic Surgery	1527260C0	3	3
Pediatrics	3099320C0	18	18	Pediatrics	1527320C0	8	8
Psychiatry	3099400C0	5	5	Phys Medicine & Rehab	1527340A0	3	3
Radiology-Diagnostic	3099420A0	1	1	General Surgery	1527440C0	3	3
Radiation-Oncology	3099430A0	1	1	Surgery-Preliminary	1527440P0	2	0
General Surgery	3099440C0	8	8				
Surgery-Preliminary	3099440P0	8	4	Duke Univ Med Ctr-NC			
Medicine-Pediatrics	3099700C0	4	4	DURHAM			
Medicine-PM&R	3099710C0	1	1	Anesthesiology	1529040A0	4	4
Westchester Med Ctr-NY				Anesthesiology	1529040C0	8	8
VALHALLA				Dermatology	1529080A0	3	3
Anesthesiology	2998040A0	13	13	Emergency Medicine	1529110C0	6	6
Internal Medicine	2998140C0	14	14	Family Practice	1529120C0	6	5
Medicine-Preliminary	2998140P0	7	7	Internal Medicine	1529140C0	48	48
Orthopaedic Surgery	2998260C0	3	3	Medicine-Preliminary	1529140P0	6	6
Pediatrics	2998320C0	12	12	Neurological Surgery	1529160C0	2	2
Psychiatry	2998400C0	5	4	Obstetrics-Gynecology	1529220C0	7	7
Radiology-Diagnostic	2998420A0	4	4	Orthopaedic Surgery	1529260C0	8	8
Radiation Oncology	2998430A0	1	1	Otolaryngology	1529280C0	2	2
General Surgery	2998440C0	4	4	Pathology	1529300C0	4	4
Surgery-Preliminary	2998440P0	3	3	Pediatrics	1529320C0	14	14
				Psychiatry	1529400C0	8	8
Wilson Mem Reg/UHS-NY				Psych/Integ Child Psych	1529400C2	2	1
JOHNSON CITY				Radiology-Diagnostic	1529420A0	11	11
Family Practice	1452120C0	2	0	Radiation-Oncology	1529430A0	2	2
Medicine-Preliminary	1452140P0	2	1	General Surgery	1529440C0	6	6
Transitional	1452999P0	7	3	Medicine-Pediatrics	1529700C0	6	6
				Medicine-Psychiatry	1529715C0	1	1
Winthrop-Univ Hosp-NY							
MINEOLA				Moses H Cone Mem Hosp-NC			
Internal Medicine	1455140C0	10	10	GREENSBORO			
Medicine-Preliminary	1455140P0	15	15	Family Practice	1943120C0	8	8
Obstetrics-Gynecology	1455220C0	4	4	Internal Medicine	1943140C0	3	1
Pediatrics	1455320C0	11	11	Medicine-Preliminary	1943140P0	3	2
Radiology-Diagnostic	1455420A0	4	4				
				Mtn Area Health Ed Ctr-NC			
Woodhull Med Ctr-NY				ASHEVILLE			
BROOKLYN				Family Practice	3023120C0	8	8
Medicine-Primary	3116140M0	9	9	Fam Prac/Hendersonville	3023120C1	2	2
Pediatrics-Primary	3116320M0	4	4	Obstetrics-Gynecology	3023220C0	4	4

Match Outcome for All Institutions by State 2004

Page 35 of 51

	CODE	QUOTA	MATCHED
New Hanover Reg Med Ctr-NC			
WILMINGTON			
Family Practice	1534120C0	4	2
Internal Medicine	1534140C0	3	3
Medicine-Preliminary	1534140P0	2	2
Obstetrics-Gynecology	1534220C0	4	4
General Surgery	1534440C0	2	2
Surgery-Preliminary	1534440P0	1	0

Northeast Medical Ctr-NC

CONCORD			
Family Practice	1231120C0	8	6

So Reg AHEC Fam Res-NC

FAYETTEVILLE			
Family Practice	3046120C0	4	4

U Health Sys E Carolina-NC

GREENVILLE			
Emergency Medicine	3057110C0	12	9
Family Practice	3057120C0	12	2
Internal Medicine	3057140C0	12	12
Medicine-Preliminary	3057140P0	6	6
Obstetrics-Gynecology	3057220C0	5	5
Pathology	3057300C0	3	3
Pediatrics	3057320C0	10	6
Phys Medicine & Rehab	3057340A0	1	1
Phys Medicine & Rehab	3057340C0	3	3
Psychiatry	3057400C0	6	6
General Surgery	3057440C0	4	4
Surgery-Preliminary	3057440P0	2	0
Medicine-Pediatrics	3057700C0	6	6
Medicine-Emergency Med	3057705C0	2	0
Medicine-Psychiatry	3057715C0	2	1

Univ North Carolina Hosps

CHAPEL HILL			
Anesthesiology	1900040A0	2	2
Anesthesiology	1900040C0	12	12
Dermatology	1900080A0	4	4
Emergency Medicine	1900110C0	8	8
Family Practice	1900120C0	8	8
Internal Medicine	1900140C0	24	24
Medicine-Preliminary	1900140P0	6	6
Obstetrics-Gynecology	1900220C0	6	6
Orthopaedic Surgery	1900260C0	3	3
Ortho Surg/Research 6 yr	1900260C1	1	1
Pathology	1900300C0	4	4
Pediatrics	1900320C0	16	16
Pediatrics-Preliminary	1900320P0	1	1
Phys Medicine & Rehab	1900340C0	3	2
General Psychiatry	1900400C0	12	12
Radiology-Diagnostic	1900420A0	6	6
Radiation-Oncology	1900430A0	1	1
General Surgery	1900440C0	6	6
Surgery-Preliminary	1900440P0	12	9
Medicine-Pediatrics	1900700C0	6	6

Wake Forest Baptist Med Ctr-NC

WINSTON-SALEM			
Anesthesiology	1537040A0	5	4
Anesthesiology	1537040C0	10	10
Dermatology	1537080A0	3	3
Emergency Medicine	1537110C0	10	10
Family Practice	1537120C0	10	9
Internal Medicine	1537140C0	26	20
Medicine-Primary	1537140M0	2	2
Medicine-Preliminary	1537140P0	6	6
Neurological Surgery	1537160C0	2	2
Neurology	1537180C0	4	4
Obstetrics-Gynecology	1537220C0	5	5
Orthopaedic Surgery	1537260C0	2	2
Otolaryngology	1537280C0	2	2
Pathology	1537300C0	2	1
Pediatrics	1537320C0	13	12
Plastic Surgery	1537360C0	2	2
Psychiatry	1537400C0	6	6
Radiology-Diagnostic	1537420A0	10	10
Radiation Oncology	1537430A0	1	0
General Surgery	1537440C0	4	4
Surgery-Preliminary	1537440P0	5	1
Urology	1537480C0	2	2

NORTH DAKOTA

U North Dakota SOM

FARGO			
Fam Prac/Grand Forks	1539120C0	6	3
Family Prac/Bismarck	1539120C1	3	1
Family Practice/Minot	1539120C2	5	2
Internal Medicine	1539140C0	4	4
Psychiatry	1539400C0	4	3
General Surgery	1539440C0	2	2
Surgery-Preliminary	1539440P0	2	2
Transitional	1539999P0	8	7

OHIO

Akron Gen Med/NEOUCOM-OH

AKRON			
Emergency Medicine	1542110C0	5	5
Family Practice	1542120C0	4	1
Internal Medicine	1542140C0	5	5
Medicine-Preliminary	1542140P0	4	2
Obstetrics-Gynecology	1542220C0	3	3
Orthopaedic Surgery	1542260C0	3	3
General Surgery	1542440C0	2	2
Surgery-Plastic Surg	1542440P0	1	1
Medicine-Pediatrics	1542700C0	1	1
Transitional	1542999P0	4	4

Aultman Hosp/NEOUCOM-OH

CANTON			
Family Practice	1544120C0	6	2
Obstetrics-Gynecology	1544220C0	3	3

Match Outcome for All Institutions by State 2004

	CODE	QUOTA	MATCHED		CODE	QUOTA	MATCHED
Radiology-Diagnostic	1544420A0	4	4	Fairview Hospital-OH			
Transitional	1544999P0	4	4	CLEVELAND			
Barberton Cit/NEOUCOM-OH				Family Practice	3187120C0	5	3
BARBERTON				Internal Medicine	3187140C0	5	5
Family Practice	1964120C0	6	2	Medicine-Preliminary	3187140P0	2	1
Bethesda Hospital-OH				General Surgery	3187440C0	3	3
CINCINNATI				Surgery-Preliminary	3187440P0	3	1
Family Practice	2689120C0	4	4	Flower Hospital-OH			
Obstetrics-Gynecology	2689220C0	4	3	SYLVANIA			
Canton Affl/NEOUCOM-OH				Family Practice	1578120C0	3	3
CANTON				Good Samaritan Cinn-OH			
Internal Medicine	2009140C0	7	7	CINCINNATI			
Childrens Hosp-NEOUCOM-OH				Internal Medicine	1550140C0	6	6
AKRON				Medicine-Preliminary	1550140P0	6	6
Pediatrics	1895320C0	14	14	Obstetrics-Gynecology	1550220C0	4	4
Christ Hospital-OH				General Surgery	1550440C0	4	4
CINCINNATI				Surgery-Preliminary	1550440P0	2	1
Internal Medicine	1547140C0	7	7	Grant Medical Center-OH			
Medicine-Preliminary	1547140P0	10	10	COLUMBUS			
Cincinnati Children Hosp MC-OH				Family Practice	1564120C0	11	11
CINCINNATI				Jewish Hospital-OH			
Medical Genetics/Pediatrics	1808130M0	0	0	CINCINNATI			
Pediatrics	1808320C0	35	35	Internal Medicine	1551140C0	7	7
Pediatrics-Preliminary	1808320P0	1	1	Medicine-Preliminary	1551140P0	5	5
Peds/Psych/Child Psych	1808730C0	2	2	General Surgery	1551440C0	2	2
Cleveland Clinic Fdn-OH				Surgery-Preliminary	1551440P0	2	0
CLEVELAND				Kettering Med Ctr-OH			
Anesthesiology	1968040A0	4	4	KETTERING			
Anesthesiology	1968040C0	12	12	Internal Medicine	1576140C0	10	10
Dermatology	1968080C0	3	3	Transitional	1576999P0	8	8
Dermatology/Research	1968080C1	1	0	Medical College of Ohio			
Internal Medicine	1968140C0	28	28	TOLEDO			
Medicine-Primary	1968140M0	1	1	Anesthesiology	1579040A0	4	2
Medicine-Preliminary	1968140P0	2	2	Anesthesiology	1579040C0	1	0
Neurological Surgery	1968160C0	3	3	Family Practice	1579120C0	3	3
Neurology	1968180C0	6	6	Internal Medicine	1579140C0	12	12
Orthopaedic Surgery	1968260C0	4	4	Medicine-Preliminary	1579140P0	4	2
Otolaryngology	1968280C0	3	3	Neurology	1579180C0	2	2
Pathology	1968300C0	6	6	Obstetrics-Gynecology	1579220C0	4	1
Pediatrics	1968320C0	11	11	Orthopaedic Surgery	1579260C0	3	3
Psychiatry	1968400C0	3	3	Pathology	1579300C0	1	1
Radiology-Diagnostic	1968420A0	8	8	Pediatrics	1579320C0	7	7
Radiation-Oncology	1968430C0	2	2	Phys Medicine & Rehab	1579340A0	2	2
General Surgery	1968440C0	4	4	Psychiatry	1579400C0	2	2
Surgery-Preliminary	1968440P0	5	5	Radiology-Diagnostic	1579420A0	3	3
Urology	1968480C0	4	4	General Surgery	1579440C0	4	4
Clinton Memorial Hosp-OH				Urology	1579480C0	2	2
WILMINGTON				Meridia Huron Hosp-OH			
Family Practice	1333120C0	4	2	EAST CLEVELAND			
				Internal Medicine	1571140C0	6	6
				Surgery-Preliminary	1571440P0	1	1

Match Outcome for All Institutions by State 2004

Page 37 of 51

	CODE	QUOTA	MATCHED		CODE	QUOTA	MATCHED
Metrohealth Med Ctr-OH				Surgery-Preliminary	1566440P0	2	0
CLEVELAND				Medicine-Pediatrics	1566700C0	8	8
Anesthesiology	1553040A0	7	7	OSU/Childrens Hosp-OH			
Emergency Medicine	1553110C0	11	11	COLUMBUS			
Family Practice	1553120C0	5	5	Pediatrics	1351320C0	24	24
Internal Medicine	1553140C0	14	14	Riverside Methodist-OH			
Int Med/Intl Health	1553140C3	0	0	COLUMBUS			
Physician/Scientist Pathway	1553140C4	1	1	Family Practice	1567120C0	6	6
Medicine-Primary	1553140M0	0	0	Internal Medicine	1567140C0	12	10
Medicine-Preliminary	1553140P0	11	6	Medicine-Preliminary	1567140P0	12	12
Obstetrics-Gynecology	1553220C0	7	7	Obstetrics-Gynecology	1567220C0	4	4
Pathology	1553300C0	2	2	General Surgery	1567440C0	2	2
Pediatrics	1553320C0	4	4	Surgery-Preliminary	1567440P0	4	0
Phys Medicine & Rehab	1553340A0	1	0	Transitional	1567999P0	12	12
Phys Medicine & Rehab	1553340C0	4	4	St Elizabeth/NEOUCOM-OH			
Psychiatry	1553400C0	3	3	YOUNGSTOWN			
Radiology-Diagnostic	1553420A0	0	0	Family Practice	1584120C0	4	4
Radiology-Diagnostic	1553420C0	3	3	Internal Medicine	1584140C0	8	8
Medicine-Pediatrics	1553700C0	6	6	General Surgery	1584440C0	3	3
Miami Valley Hospital-OH				St Vincent Charity/St Lukes-OH			
DAYTON				CLEVELAND			
Family Practice	1569120C0	7	7	Medicine-Preliminary	1560140P0	1	1
Mount Carmel Health-OH				St Vincent Mercy Med Ctr-OH			
COLUMBUS				TOLEDO			
Family Practice	1565120C0	7	4	Family Practice	1580120C0	7	7
Internal Medicine	1565140C0	8	8	Transitional	1580999P0	7	7
Orthopaedic Surgery	1565260C0	2	2	St Vincent Mercy Med/SVC-OH			
General Surgery	1565440C0	2	2	TOLEDO			
Surgery-Preliminary	1565440P0	3	3	Emergency Medicine	3104110C0	12	12
Transitional	1565999P0	5	5	Summa Health/NEOUCOM-OH			
NEOUCOM Affl Hosps-OH				AKRON			
AKRON				Emergency Medicine	1541110C0	8	8
Psychiatry	3049400C0	2	2	Family Practice	1541120C0	8	2
Ohio State Univ Med Ctr-OH				Internal Medicine	1541140C0	11	11
COLUMBUS				Medicine-Preliminary	1541140P0	3	0
Anesthesiology	1566040A0	10	9	Obstetrics-Gynecology	1541220C0	5	2
Dermatology	1566080A0	2	2	Orthopaedic Surgery	1541260C0	3	3
Emergency Medicine	1566110C0	12	12	Pathology	1541300C0	2	2
Family Practice	1566120C0	6	3	General Surgery	1541440C0	3	3
Family Practice/Rural Trk	1566120C1	2	0	Medicine-Pediatrics	1541700C0	2	2
Family Practice/Urban Trk	1566120C2	2	0	Transitional	1541999P0	9	9
Internal Medicine	1566140C0	17	17	Toledo Hospital-OH			
Medicine-Preliminary	1566140P0	3	3	TOLEDO			
Obstetrics-Gynecology	1566220C0	9	9	Family Practice	1583120C0	6	6
Orthopaedic Surgery	1566260C0	3	3	Univ Hosp Cincinnati-OH			
Ortho Surg/Research Trk	1566260C1	1	1	CINCINNATI			
Pathology	1566300C0	3	3	Anesthesiology	1548040A0	6	6
Phys Medicine & Rehab	1566340A0	4	4	Dermatology	1548080C0	3	3
Phys Medicine & Rehab	1566340C0	1	1				
Plastic Surgery	1566360C0	2	2				
Psychiatry	1566400C0	5	5				
Radiology-Diagnostic	1566420A0	6	6				
Radiation-Oncology	1566430A0	1	1				
General Surgery	1566440C0	4	4				

Page 38 of 51

	CODE	QUOTA	MATCHED		CODE	QUOTA	MATCHED
Emergency Medicine	1548110C0	12	12	General Surgery	2011440C0	4	4
Family Practice	1548120C0	3	2	Surgery-Preliminary	2011440P0	4	2
Internal Medicine	1548140C0	16	16	Medicine-Pediatrics	2011700C0	4	4
Internal Med/Clinical Sci	1548140C1	1	1				
Medicine-Primary	1548140M0	2	0				
Medicine-Preliminary	1548140P0	11	8	OKLAHOMA			
Obstetrics-Gynecology	1548220C0	7	7	Baptist Med Ctr-OK			
Orthopaedic Surgery	1548260C0	4	4	OKLAHOMA CITY			
Pathology	1548300C0	2	1	Radiology-Diagnostic	1830420A0	4	4
Phys Medicine & Rehab	1548340C0	2	2				
Plastic Surgery	1548360C0	1	1	Garfield Co Med Soc-OK			
Psychiatry	1548400C0	5	5	ENID			
Radiology-Diagnostic	1548420A0	7	7	Family Practice	3055120C0	4	1
Radiation-Oncology	1548430A0	2	2				
General Surgery	1548440C0	6	6	Great Plains Fam Med-OK			
Medicine-Pediatrics	1548700C0	7	7	OKLAHOMA CITY			
Psychiatry/Family Practice	1548720C0	2	2	Family Practice	1222120C0	5	5
Pediatrics-PM&R	1548735C0	2	2				
Univ Hosps Cleveland-OH				Image FP/Hillcrest-OK			
CLEVELAND				TULSA			
Anesthesiology	1552040A0	2	2	Family Practice	3192120C0	9	9
Anesthesiology	1552040C0	9	9				
Dermatology	1552080A0	4	4	St Anthony Hosp-OK			
Family Practice	1552120C0	4	1	OKLAHOMA CITY			
Internal Medicine	1552140C0	21	21	Family Practice	2087120C0	5	1
Int Med/International Health	1552140C1	2	2				
Medicine-Preliminary	1552140P0	7	5	SW Oklahoma Fam Prac-OK			
Obstetrics-Gynecology	1552220C0	4	4	LAWTON			
Orthopaedic Surgery	1552260C0	6	6	Family Practice	2640120C0	3	2
Pathology	1552300C0	5	5				
Pediatrics	1552320C0	24	24	U Oklahoma COM-OK City-OK			
Psychiatry	1552400C0	3	3	OKLAHOMA CITY			
Radiology-Diagnostic	1552420A0	2	2	Anesthesiology	1588040C0	6	6
General Surgery	1552440C0	6	6	Dermatology	1588080A0	3	3
Surgery-Preliminary	1552440P0	3	3	Family Practice	1588120C0	12	5
Medicine-Pediatrics	1552700C0	4	4	Internal Medicine	1588140C0	16	16
Psychiatry/Family Practice	1552720C0	2	2	Medicine-Preliminary	1588140P0	9	9
West Res Care/NEOUCOM-OH				Neurological Surgery	1588160C0	1	1
YOUNGSTOWN				Neurology	1588180P0	3	0
Family Practice	1585120C0	4	0	Obstetrics-Gynecology	1588220C0	6	6
Internal Medicine	1585140C0	3	3	Orthopaedic Surgery	1588260C0	4	4
Preliminary-Medicine	1585140P0	1	1	Otolaryngology	1588280C0	2	2
Pathology	1585300C0	1	0	Pathology	1588300C0	4	4
Pediatrics	1585320C0	8	4	Pediatrics	1588320C0	13	13
General Surgery	1585440C0	2	2	Pediatrics-Preliminary	1588320P0	1	1
Surgery-Preliminary	1585440P0	2	0	Psychiatry	1588400C0	4	4
Medicine-Pediatrics	1585700C0	4	0	Radiology-Diagnostic	1588420A0	7	7
Wright State Univ SOM-OH				General Surgery	1588440C0	4	4
DAYTON				Surgery-Plastics	1588440C1	1	1
Dermatology	2011080A0	2	2	Urology	1588480C0	3	3
Emergency Medicine	2011110C0	8	8	Medicine-Pediatrics	1588700C0	4	1
Family Prac/Dayton Comm	2011120C0	8	4				
Internal Medicine	2011140C0	21	21	U Oklahoma COM-Tulsa			
Obstetrics-Gynecology	2011220C0	3	3	TULSA			
Orthopedic Surgery	2011260C0	3	3	Family Practice	2727120C0	12	1
Pediatrics	2011320C0	6	4	Family Prac/Ramona	2727120C1	2	0
Psychiatry	2011400C0	5	5				

Match Outcome for All Institutions by State 2004

Page 39 of 51

	CODE	QUOTA	MATCHED
Internal Medicine	2727140C0	8	8
Medicine-Preliminary	2727140P0	10	7
Obstetrics-Gynecology	2727220C0	4	3
Pediatrics	2727320C0	5	3
Pediatrics-Preliminary	2727320P0	2	1
Psychiatry	2727400C0	4	3
General Surgery	2727440C0	3	3
Surgery-Preliminary	2727440P0	4	4
Medicine-Pediatrics	2727700C0	2	2
Psychiatry/Family Practice	2727720C0	3	2

OREGON

Legacy Emanuel/Good Samaritan-OR

PORTLAND

Internal Medicine	1594140C0	13	13
Medicine-Preliminary	1594140P0	3	3
Transitional	1594999P0	8	8

Oregon Health & Science Univ

PORTLAND

Anesthesiology	1599040A0	7	7
Dermatology	1599080A0	4	4
Emergency Medicine	1599110C0	8	8
Family Practice	1599120C0	10	9
Fam Prac/Prevent Med	1599120C1	2	1
Fam Prac/Cascades East	1599120C2	4	4
Internal Medicine	1599140C0	22	22
Medicine-Primary	1599140M0	6	6
Neurological Surgery	1599160C0	2	2
Obstetrics-Gynecology	1599220C0	6	6
Orthopaedic Surgery	1599260C0	3	3
Otolaryngology	1599280C0	2	2
Pathology	1599300C0	3	3
Pediatrics	1599320C0	12	12
Psychiatry	1599400C0	8	8
Radiology-Diagnostic	1599420A0	4	4
Radiation-Oncology	1599430A0	1	1
General Surgery	1599440C0	10	10
Surgery-Preliminary	1599440P0	8	1

Prov Portland Med Ctr-OR

PORTLAND

Internal Medicine	1597140C0	7	7
Medicine-Preliminary	1597140P0	3	3

Providence Milwaukie-OR

MILWAUKIE

Family Practice	1701120C0	7	2
-----------------	-----------	---	---

St Vincent Hospital-OR

PORTLAND

Internal Medicine	1598140C0	6	6
Medicine-Preliminary	1598140P0	3	3

PENNSYLVANIA

Abington Mem Hosp-PA

ABINGTON

Family Practice	1600120C0	5	5
Internal Medicine	1600140C0	1	1
Medicine-Preliminary	1600140P0	8	8
Obstetrics-Gynecology	1600220C0	4	4
General Surgery	1600440C0	3	3
Surgery-Preliminary	1600440P0	2	2

Albert Einstein Med Ctr-PA

PHILADELPHIA

Emergency Medicine	1631110C0	10	10
Internal Medicine	1631140C0	10	10
Medicine-Preliminary	1631140P0	10	10
Obstetrics-Gynecology	1631220C0	3	3
Orthopaedic Surgery	1631260C0	2	2
Pediatrics	1631320C0	6	6
Psychiatry	1631400C0	4	4
Radiology-Diagnostic	1631420A0	6	6
General Surgery	1631440C0	3	3
Surgery-Preliminary	1631440P0	6	6
Medicine-Pediatrics	1631700C0	4	0
Pediatrics-PM&R	1631735C0	1	1
Transitional	1631999P0	16	16
Trans/Radiology	1631999P1	4	4

Allegheny Gen Hosp-PA

PITTSBURGH

Emergency Medicine	1648110C0	8	8
Internal Medicine	1648140C0	12	9
Medicine-Preliminary	1648140P0	7	7
Obstetrics-Gynecology	1648220C0	2	2
Orthopaedic Surgery	1648260C0	3	3
Pathology	1648300C0	2	2
Psychiatry	1648400C0	4	4
Radiology-Diagnostic	1648420A0	4	4
Radiation-Oncology	1648430A0	1	1
General Surgery	1648440C0	4	4
Surgery-Preliminary	1648440P0	2	1
Medicine-Emergency Med	1648705C0	2	2

Altoona Family Phys-PA

ALTOONA

Family Practice	1603120C0	5	0
-----------------	-----------	---	---

Bryn Mawr Hospital-PA

BRYN MAWR

Family Practice	1606120C0	5	2
Radiology-Diagnostic	1606420A0	4	4

Chestnut Hill Hosp-PA

PHILADELPHIA

Family Practice	2966120C0	6	2
-----------------	-----------	---	---

Match Outcome for All Institutions by State 2004

Page 40 of 51

	CODE	QUOTA	MATCHED		CODE	QUOTA	MATCHED
Childrens Hosp-Phila-PA				Internal Medicine			
PHILADELPHIA				Medicine-Preliminary			
Pediatrics	1863320C0	40	40	Obstetrics-Gynecology			
Conemaugh Memorial-PA				Orthopaedic Surgery			
JOHNSTOWN				Otolaryngology			
Family Practice	1616120C0	2	2	Pediatrics			
Internal Medicine	1616140C0	3	3	Pediatrics			
Pathology	1616300C0	1	1	Radiology-Diagnostic			
General Surgery	1616440C0	2	2	General Surgery			
Surgery-Preliminary	1616440P0	4	0	Surgery-Preliminary			
Transitional	1616999P0	6	6	Urology			
Crozer-Chester Med-PA				Medicine-Pediatrics			
UPLAND				Graduate Hospital-PA			
Family Practice	3185120C0	5	1	PHILADELPHIA			
Internal Medicine	3185140C0	4	4	Internal Medicine			
Obstetrics-Gynecology	3185220C0	3	3	Medicine-Preliminary			
Pediatrics	3185320C0	6	6	General Surgery			
Transitional	3185999P0	14	14	Surgery-Preliminary			
Drexel(MCP Hahnemann) U COM-PA				Guthrie/Robt Packer-PA			
PHILADELPHIA				SAYRE			
Dermatology	1849080C0	2	2	Family Practice			
Emergency Medicine	1849110C0	14	14	Internal Medicine			
Family Practice	1849120C0	2	2	General Surgery			
Internal Medicine	1849140C0	17	17	Hamot Med Ctr-PA			
Medicine-Preliminary	1849140P0	10	10	ERIE			
Obstetrics-Gynecology	1849220C0	6	6	Orthopaedic Surgery			
Orthopaedic Surgery	1849260C0	4	4	Hershey/Penn State-PA			
Pathology	1849300C0	3	3	HERSHEY			
Psychiatry	1849400C0	4	4	Anesthesiology			
Radiology-Diagnostic	1849420A0	4	4	Anesthesiology			
Radiation-Oncology	1849430A0	1	1	Dermatology			
General Surgery	1849440C0	6	6	Emergency Medicine			
Easton Hospital-PA				Internal Medicine			
EASTON				Medicine-Preliminary			
Internal Medicine	1610140C0	2	2	Obstetrics-Gynecology			
General Surgery	1610440C0	2	2	Orthopaedic Surgery			
Surgery-Preliminary	1610440P0	2	2	Pathology			
Forbes Family Prac-PA				Pediatrics			
MONROEVILLE				Plastic Surgery			
Family Practice	3087120C0	5	5	Psychiatry			
Fox Chase Cancer Ctr-PA				Radiology-Diagnostic			
PHILADELPHIA				General Surgery			
Radiation-Oncology	1638430A0	2	2	Surgery-Preliminary			
Frankford Hospitals-PA				Medicine-Pediatrics			
PHILADELPHIA				Hosp of the Univ of PA			
Transitional	1624999P0	21	14	PHILADELPHIA			
Geisinger Health System-PA				Anesthesiology			
DANVILLE				Derm Residency (3yr)			
Dermatology	1608080A0	3	3	Derm Res & Cut Onc Fell (4yr)			
Emergency Medicine	1608110C0	8	8	Emergency Medicine			
				Family Practice			
				Internal Medicine			
				Medicine-Primary			
				Medicine-Preliminary			

Match Outcome for All Institutions by State 2004

Page 41 of 51

	CODE	QUOTA	MATCHED		CODE	QUOTA	MATCHED
Neurology	1628180C0	2	1	Internal Medicine	1649140C0	6	6
Obstetrics-Gynecology	1628220C0	6	6	Phys Medicine & Rehab	1649340A0	4	4
Ortho Surgery/Clin 5 yr	1628260C0	6	6	Radiology-Diagnostic	1649420A0	3	3
Ortho Surg/Research 6 yr	1628260C1	2	2	General Surgery	1649440C0	3	3
Pathology	1628300C0	8	8	Surgery-Preliminary	1649440P0	5	0
Phys Medicine & Rehab	1628340C0	4	4	Transitional	1649999P0	15	15
Plastic Surgery	1628360C0	2	2				
Psychiatry	1628400C0	10	10	Montgomery Hospital-PA			
Radiology-Diag/Clin 4 yr	1628420A0	7	7	NORRISTOWN			
Radiology-Diag/Research 5 yr	1628420A1	2	2	Family Practice	1621120C0	4	4
Radiation-Oncology	1628430A0	2	2				
General Surgery	1628440C0	7	7	Penn St U/Good Samaritan-PA			
Urology	1628480C0	3	3	LEBANON			
Medicine-Pediatrics	1628700C0	2	2	Family Practice	1619120C0	6	0
Lancaster Gen Hosp-PA				Pennsylvania Hospital			
LANCASTER				PHILADELPHIA			
Family Practice	1618120C0	12	12	Internal Medicine	1639140C0	7	7
Lankenau Hospital-PA				Medicine-Preliminary	1639140P0	13	13
WYNNEWOOD				Obstetrics-Gynecology	1639220C0	6	6
Internal Medicine	1632140C0	3	3	Pathology	1639300C0	2	0
Medicine-Preliminary	1632140P0	11	8	Radiology-Diagnostic	1639420A0	4	4
Obstetrics-Gynecology	1632220C0	3	3	General Surgery	1639440C0	2	2
General Surgery	1632440C0	2	2	Surgery-Preliminary	1639440P0	4	0
Surgery-Preliminary	1632440P0	2	2				
Latrobe Area Hospital-PA				Pinnacle Health Hosps-PA			
LATROBE				HARRISBURG			
Family Practice	2965120C0	6	5	Family Practice	1615120C0	4	1
Lehigh Valley Hosp-PA				Internal Medicine	1615140C0	1	1
ALLENTOWN				General Surgery	1615440C0	2	2
Family Practice	1601120C0	4	2	Surgery-Preliminary	1615440P0	2	1
Internal Medicine	1601140C0	8	4				
Obstetrics-Gynecology	1601220C0	4	4	Reading Hosp/Med Ctr-PA			
General Surgery	1601440C0	4	4	READING			
Surgery-Preliminary	1601440P0	1	1	Family Practice	1661120C0	5	5
Transitional	1601999P0	10	10	Internal Medicine	1661140C0	2	2
Medical Ctr Beaver-PA				Obstetrics-Gynecology	1661220C0	4	4
BEAVER FALLS				Transitional	1661999P0	5	5
Family Practice	2044120C0	1	1	Sacred Heart Hospital-PA			
Mercy Catholic Med-PA				ALLENTOWN			
PHILADELPHIA				Family Practice	1602120C0	6	6
Internal Medicine	1636140C0	3	3	Scranton-Temple Res-PA			
Medicine-Preliminary	1636140P0	3	0	SCRANTON			
Radiology-Diagnostic	1636420A0	3	3	Medicine-Primary	3056140M0	4	4
General Surgery	1636440C0	2	2	St Christophers Hosp-PA			
Surgery-Preliminary	1636440P0	2	2	PHILADELPHIA			
Transitional	1636999P0	5	5	Pediatrics	1653320C0	24	24
Mercy Hosp-Pittsburgh-PA				St Lukes-Bethlehem-PA			
PITTSBURGH				BETHLEHEM			
Anesthesiology	1649040A0	3	3	Emergency Medicine	1605110C0	8	8
Family Practice	1649120C0	2	2	Family Practice	1605120C0	3	3
				Internal Medicine	1605140C0	6	6
				Obstetrics-Gynecology	1605220C0	3	3

Match Outcome for All Institutions by State 2004

Page 42 of 51

	CODE	QUOTA	MATCHED		CODE	QUOTA	MATCHED
General Surgery	1605440C0	2	2	Emergency Medicine	1652110C0	14	14
Transitional	1605999P0	2	2	Internal Medicine	1652140C0	23	21
St Vincent Hlth Ctr-PA				Int Med/Womens Health	1652140C1	4	4
ERIE				Medicine-Primary	1652140M0	4	3
Family Practice	1612120C0	3	1	Medicine-Preliminary	1652140P0	9	0
Temple Univ Hosp-PA				Obstetrics-Gynecology	1652220C0	9	9
PHILADELPHIA				Orthopaedic Surgery	1652260C0	4	4
Anesthesiology	1646040A0	6	6	Ortho Surgery/Research	1652260C1	4	4
Emergency Medicine	1646110C0	10	10	Pathology	1652300C0	6	6
Internal Medicine	1646140C0	25	25	Pediatrics	1652320C0	20	20
Obstetrics-Gynecology	1646220C0	5	5	Phys Medicine & Rehab	1652340C0	5	5
Orthopaedic Surgery	1646260C0	4	4	Plastic Surgery	1652360C0	3	3
Pathology	1646300C0	2	2	Psychiatry	1652400C0	13	13
Phys Medicine & Rehab	1646340A0	9	9	Radiology-Diagnostic	1652420A0	12	12
Psychiatry	1646400C0	6	6	Radiation Oncology	1652430A0	2	2
Radiology-Diagnostic	1646420A0	6	6	General Surgery	1652440C0	5	5
General Surgery	1646440C0	6	6	Surgery-Preliminary	1652440P0	10	10
Surgery-Preliminary	1646440P0	11	6	Medicine-Pediatrics	1652700C0	4	4
				Peds/Psych/Child Psych	1652730C0	2	2
				Transitional	1652999P0	6	2
Thomas Jefferson Univ-PA				UPMC Shadyside-PA			
PHILADELPHIA				PITTSBURGH			
Anesthesiology	1630040A0	13	7	Family Practice	1657120C0	9	9
Dermatology	1630080A0	4	4	Internal Medicine	1657140C0	5	5
Emergency Medicine	1630110C0	12	12	Transitional	1657999P0	6	6
Family Practice	1630120C0	9	9	UPMC St Margaret-PA			
Internal Medicine	1630140C0	37	37	PITTSBURGH			
Medicine-Preliminary	1630140P0	7	7	Family Practice	1656120C0	8	8
Obstetrics-Gynecology	1630220C0	8	8	Washington Hospital-PA			
Orthopaedic Surgery	1630260C0	6	6	WASHINGTON			
Pathology	1630300C0	4	4	Family Practice	1669120C0	8	8
Phys Medicine & Rehab	1630340A0	7	7	Western Pennsylvania Hosp			
Psychiatry	1630400C0	6	6	PITTSBURGH			
Radiology-Diagnostic	1630420A0	7	7	Anesthesiology	1659040A0	8	8
Radiation-Oncology	1630430A0	2	2	Family Practice	1659120C0	2	2
General Surgery	1630440C0	6	6	Internal Medicine	1659140C0	7	7
Surgery-Preliminary	1630440P0	9	9	Obstetrics-Gynecology	1659220C0	3	3
TJU/Dupont Childrens-PA				Radiology-Diagnostic	1659420A0	3	3
PHILADELPHIA				General Surgery	1659440C0	3	3
Pediatrics	1654320C0	20	20	Surgery-Preliminary	1659440P0	6	5
Pediatrics-PM&R	1654735C0	1	1	Transitional	1659999P0	10	10
U Penn Health Sys/Presby				Williamsport Hosp-PA			
PHILADELPHIA				WILLIAMSPORT			
Anesthesiology	1641040C0	2	2	Family Practice	1673120C0	4	2
Transitional	1641999P0	14	14	Wyoming Valley Fam Prac Res-PA			
UPMC McKeesport-PA				KINGSTON			
MCKEESPORT				Family Practice	2992120C0	2	2
Family Practice	1620120C0	4	4	York Hospital-PA			
Internal Medicine	1620140C0	2	0	YORK			
UPMC Medical Education Prog-PA				Emergency Medicine	1674110C0	10	10
PITTSBURGH				Family Practice	1674120C0	8	8
Anesthesiology	1652040A0	12	12				
Dermatology	1652080A0	3	3				

Match Outcome for All Institutions by State 2004

Page 43 of 51

	CODE	QUOTA	MATCHED		CODE	QUOTA	MATCHED
Internal Medicine	1674140C0	5	5	RHODE ISLAND			
Medicine-Preliminary	1674140P0	3	3				
Obstetrics-Gynecology	1674220C0	3	3	Brown U Int Med Res-RI			
General Surgery	1674440C0	3	3	PROVIDENCE			
Surgery-Preliminary	1674440P0	4	0	Internal Medicine	1670140C0	29	29
Transitional	1674999P0	5	5	Medicine-Preliminary	1670140P0	11	11
PUERTO RICO				Brown Univ Psych Res-RI			
				PROVIDENCE			
Damas Hospital-PR				Psychiatry	3170400C0	10	10
PONCE							
Internal Medicine	2039140C0	6	0	Memorial Hosp-RI			
				PAWTUCKET			
				Family Practice	1676120C0	11	11
Hosp Episcopal San Lucas-PR				Medicine-Primary	1676140M0	7	7
PONCE							
Internal Medicine	2101140C0	5	2	Rhode Island Hosp/Brown U			
Obstetrics-Gynecology	2101220C0	3	1	PROVIDENCE			
Pediatrics	2101320C0	5	2	Dermatology	1677080A0	4	4
Transitional	2101999P0	12	3	Emergency Medicine	1677110C0	12	12
				Medicine-Primary	1677140M0	10	10
San Juan VA Med Ctr-PR				Orthopaedic Surgery	1677260C0	5	5
SAN JUAN				Pathology	1677300C0	2	2
Internal Medicine	3012140C0	14	14	Pediatrics	1677320C0	16	16
Medicine-Preliminary	3012140P0	2	1	Plastic Surgery	1677360C0	2	2
Phys Medicine & Rehab	3012340C0	3	3	Radiology-Diagnostic	1677420A0	6	6
Psychiatry	3012400C0	3	3	General Surgery	1677440C0	5	5
				Surgery-Preliminary	1677440P0	9	9
Univ of Puerto Rico				Medicine-Pediatrics	1677700C0	4	4
SAN JUAN				Peds/Psych/Child Psych	1677730C0	3	3
Anesthesiology	1116040C0	6	6				
Dermatology	1116080A0	1	1	Roger Williams Hosp-RI			
Emergency Medicine	1116110C0	10	10	PROVIDENCE			
Family Practice	1116120C0	8	5	Dermatology	1678080A0	3	3
Internal Medicine	1116140C0	15	15	Internal Medicine	1678140C0	9	9
Neurology	1116180C0	3	3	Medicine-Preliminary	1678140P0	6	6
Nuclear Medicine	1116200A0	1	0				
Obstetrics-Gynecology	1116220C0	4	3	Womens & Infants Hosp-RI			
Orthopaedic Surgery	1116260A0	4	0	PROVIDENCE			
Orthopaedic Surgery	1116260C0	4	4	Obstetrics-Gynecology	2793220C0	7	7
Pathology	1116300C0	2	2				
Pediatrics	1116320C0	13	9				
Phys Medicine & Rehab	1116340C0	3	3				
Psychiatry	1116400C0	6	6	SOUTH CAROLINA			
Psychiatry/Child Psych	1116400C1	1	0				
Radiology-Diagnostic	1116420A0	4	4	Anderson Area Med Ctr-SC			
General Surgery	1116440C0	5	5	ANDERSON			
Surgery-Preliminary	1116440P0	8	8	Family Practice	3017120R0	1	1
				Family Practice	3017120C0	9	7
				Seneca Lakes FP/Anderson	3017120C1	2	2
QUEBEC							
				Greenville Hosp Sys-SC			
McGill University-PQ				GREENVILLE			
MONTREAL				Family Practice	1683120C0	6	3
Orthopaedic Surgery	2035260C0	1	1	Internal Medicine	1683140C0	10	10
Psychiatry	2035400C0	1	0	Obstetrics-Gynecology	1683220C0	6	4
				Orthopaedic Surgery	1683260C0	3	3
				Pediatrics	1683320C0	9	9

Match Outcome for All Institutions by State 2004

Page 44 of 51

	CODE	QUOTA	MATCHED
General Surgery	1683440C0	3	3
Surgery-Preliminary	1683440P0	2	0
Medicine-Pediatrics	1683700C0	4	4

McLeod Reg Med Ctr-SC FLORENCE

Family Practice	2032120C0	8	8
-----------------	-----------	---	---

Medical University of SC CHARLESTON

Anesthesiology	1680040C0	7	7
Dermatology	1680080A0	3	2
Internal Medicine	1680140C0	22	22
Medicine-Preliminary	1680140P0	4	4
Psychiatry-Neurology	1680180C0	1	0
Obstetrics-Gynecology	1680220C0	5	5
Orthopaedic Surgery	1680260C0	3	3
Pathology	1680300C0	4	4
Pediatrics	1680320C0	12	12
Psychiatry	1680400C0	11	11
Radiology-Diagnostic	1680420A0	3	3
Radiology-Diagnostic	1680420C0	3	3
Radiation-Oncology	1680430A0	2	2
General Surgery	1680440C0	4	4
Surgery-Preliminary	1680440P0	14	13
Medicine-Pediatrics	1680700C0	2	2
Medicine-Psychiatry	1680715C0	3	3

Palmetto Richland Mem-SC COLUMBIA

Emergency Medicine	1681110C0	10	10
Family Practice	1681120C0	10	4
Internal Medicine	1681140C0	9	5
Medicine-Preliminary	1681140P0	2	2
Obstetrics-Gynecology	1681220C0	4	1
Orthopaedic Surgery	1681260C0	2	2
Pediatrics	1681320C0	9	9
Psychiatry	1681400C0	6	6
General Surgery	1681440C0	3	3
Surgery-Preliminary	1681440P0	2	0
Medicine-Pediatrics	1681700C0	2	2

Self Regional Healthcare-SC GREENWOOD

Family Practice	2033120C0	9	9
-----------------	-----------	---	---

Spartanburg Reg Hlth-SC SPARTANBURG

Family Practice	1685120C0	12	10
General Surgery	1685440C0	2	2
Surgery-Preliminary	1685440P0	3	1
Transitional	1685999P0	6	6

Trident Medical Center-SC CHARLESTON

Family Practice	2056120C0	11	8
-----------------	-----------	----	---

SOUTH DAKOTA

Rapid City Reg Hosp-SD RAPID CITY

Family Practice	1177120C0	8	7
-----------------	-----------	---	---

Sioux Falls Fam Prac-SD SIOUX FALLS

Family Practice	2979120C0	8	5
-----------------	-----------	---	---

U South Dakota SOM SIOUX FALLS

Internal Medicine	2805140C0	8	8
Medicine-Preliminary	2805140P0	1	1
Pathology	2805300C0	3	3
Psychiatry	2805400C0	4	2
Transitional	2805999P0	6	6

TENNESSEE

Baptist Mem Hosp-TN MEMPHIS

Radiology-Diagnostic	1694420A0	6	6
----------------------	-----------	---	---

East Tennessee St Univ JOHNSON CITY

Fam Prac/Johnson City	2066120C1	4	1
Family Prac/Bristol	2066120C2	6	2
Family Prac/Kingsport	2066120C3	3	2
Internal Medicine	2066140C0	5	5
Medicine-Preliminary	2066140P0	5	3
Obstetrics-Gynecology	2066220C0	3	2
Pathology	2066300C0	2	2
Pediatrics	2066320C0	5	4
Psychiatry	2066400C0	2	2
General Surgery	2066440C0	4	4
Surgery-Preliminary	2066440P0	4	0
Medicine-Psychiatry	2066715C0	1	1

Meharry/Metro General-TN NASHVILLE

Family Practice	1028120C0	6	1
Internal Medicine	1028140C0	11	11
Obstetrics-Gynecology	1028220C0	3	3
Occupational Medicine	1028380C0	2	0
Prev Med/Public Health	1028380C1	1	0
Psychiatry	1028400C0	3	2

U Tenn Grad SOM-Knoxville KNOXVILLE

Anesthesiology	1839040A0	6	6
Family Practice	1839120C0	7	7
Internal Medicine	1839140C0	8	3
Obstetrics-Gynecology	1839220C0	3	3
Pathology	1839300C0	2	2

Match Outcome for All Institutions by State 2004

Page 45 of 51

	CODE	QUOTA	MATCHED		CODE	QUOTA	MATCHED
Radiology-Diagnostic	1839420A0	5	5	Surgery-Preliminary	1702440P0	16	16
General Surgery	1839440C0	4	4	Medicine-Pediatrics	1702700C0	4	4
Surgery-Preliminary	1839440P0	1	1				
Transitional	1839999P0	5	5				
Trans/Anesthesia P	1839999P1	3	3				
Trans/Radiology P	1839999P2	2	2				
U Tennessee COM-Chatta				TEXAS			
CHATTANOOGA				Austin Med Educ Progs-TX			
Family Practice	1689120C0	6	6	AUSTIN			
Internal Medicine	1689140C0	6	6	Family Practice	1704120C0	7	6
Obstetrics-Gynecology	1689220C0	3	3	Internal Medicine	1704140C0	10	10
Orthopaedic Surgery	1689260C0	3	3	Internal Medicine	1704140P0	3	3
Pediatrics	1689320C0	4	4	Pediatrics	1704320C0	10	9
General Surgery	1689440C0	4	4	Psychiatry	1704400C0	4	4
Surgery-Preliminary	1689440P0	4	2	Transitional	1704999P0	6	6
Transitional	1689999P0	6	6				
				Baylor Coll Med-Houston-TX			
U Tennessee COM-Memphis				HOUSTON			
MEMPHIS				Anesthesiology	1716040A0	5	5
Dermatology	1844080C0	2	2	Anesthesiology	1716040C0	7	7
Family Prac/St Francis	1844120C0	6	6	Dermatology	1716080A0	3	3
Family Prac/Jackson	1844120C1	3	2	Fam Prac/Com Hlth Ctr	1716120C0	6	6
Internal Medicine	1844140C0	13	13	Fam Prac/Kelsey-Seybld	1716120C1	6	6
Medicine-Primary	1844140M0	1	1	Internal Medicine	1716140C0	44	44
Medicine-Preliminary	1844140P0	12	11	Medicine-Preliminary	1716140P0	12	12
Obstetrics-Gynecology	1844220C0	9	9	Obstetrics-Gynecology	1716220C0	12	12
Orthopaedic Surgery	1844260C0	8	8	Orthopaedic Surgery	1716260C0	5	5
Pathology	1844300C0	3	2	Pathology	1716300C0	7	7
Pediatrics	1844320C0	16	16	Pediatrics	1716320C0	36	36
Psychiatry	1844400C0	4	4	Phys Medicine & Rehab	1716340A0	8	8
Radiology-Diagnostic	1844420A0	1	1	Surgery-Plastic Surg	1716360C0	3	3
Radiology-Diagnostic	1844420C0	3	3	Psychiatry	1716400C0	10	10
Rad-Diag/U of TN Meth Hosp	1844420C1	3	3	Radiology-Diagnostic	1716420A0	8	6
General Surgery	1844440C0	8	8	Radiation-Oncology	1716430A0	1	1
Surgery-Preliminary	1844440P0	7	7	General Surgery	1716440C0	6	6
Medicine-Pediatrics	1844700C0	10	10	Gen Surgery/Academic	1716440C1	2	2
Trans/U of TN Meth Hosp	1844999P0	12	12	Surgery-Preliminary	1716440P0	11	10
				Medicine-Pediatrics	1716700C0	8	8
				Transitional	1716999P0	18	18
U TN/Baptist-Nashville				Baylor U Med Ctr-Dallas-TX			
NASHVILLE				DALLAS			
Internal Medicine	1699140C0	3	3	Internal Medicine	1706140C0	9	9
Medicine-Preliminary	1699140P0	1	1	Medicine-Preliminary	1706140P0	2	2
				Obstetrics-Gynecology	1706220C0	4	4
Vanderbilt Univ Med-TN				Pathology	1706300C0	4	4
NASHVILLE				Phys Medicine & Rehab	1706340A0	3	3
Anesthesiology	1702040A0	3	2	Radiology-Diagnostic	1706420A0	2	2
Anesthesiology	1702040C0	11	11	Radiology-Diagnostic	1706420C0	5	5
Dermatology	1702080A0	2	2	General Surgery	1706440C0	8	8
Emergency Medicine	1702110C0	10	10	Surgery-Preliminary	1706440P0	5	3
Internal Medicine	1702140C0	35	33				
Medicine-Preliminary	1702140P0	6	6				
Obstetrics-Gynecology	1702220C0	6	4	Baylor/Garland Fam Med-TX			
Orthopaedic Surgery	1702260C0	5	5	GARLAND			
Pathology	1702300C0	6	5	Family Practice	1223120C0	6	6
Pediatrics	1702320C0	22	22				
Psychiatry	1702400C0	6	6				
Radiology-Diagnostic	1702420A0	5	5	Christus Santa Rosa-TX			
Radiation Oncology	1702430A0	1	1	SAN ANTONIO			
General Surgery	1702440C0	7	7	Family Practice	1304120C0	7	7

Page 46 of 51
CODE QUOTA MATCHED

2017-2018				2018-2019			
	CODE	QUOTA	MATCHED		CODE	QUOTA	MATCHED
Christus Spohn Mem Hosp-TX				Presbyterian Hosp-TX			
CORPUS CHRISTI				DALLAS			
Family Practice	1705120C0	12	11	Internal Medicine	1719140C0	6	6
				Medicine-Preliminary	1719140P0	6	6
Christus St Joseph Hosp-TX				San Jacinto Meth Hosp-TX			
HOUSTON				BAYTOWN			
Family Practice	1718120C0	8	8	Family Practice	2060120C0	6	6
Obstetrics-Gynecology	1718220C0	4	4				
General Surgery	1718440C0	3	3				
Surgery-Preliminary	1718440P0	6	2				
Transitional	1718999P0	12	12				
Conroe Family Prac-TX				TX A & M-Scott & White			
CONROE				TEMPLE			
Family Practice	1502120C0	7	7	Anesthesiology	1725040C0	6	6
				Emergency Medicine	1725110C0	8	8
				Family Practice	1725120C0	6	6
				Internal Medicine	1725140C0	14	14
				Medicine-Preliminary	1725140P0	4	3
				Obstetrics-Gynecology	1725220C0	4	3
				Ophthalmology-Prelim	1725240P0	3	2
				Orthopaedic Surgery	1725260C0	3	3
				Pathology	1725300C0	1	1
				Pediatrics	1725320C0	7	4
				Surgery-Plastic Surg	1725360C0	1	1
				Psychiatry	1725400C0	4	4
				Radiology-Diagnostic	1725420C0	5	5
				General Surgery	1725440C0	4	4
Driscoll Childrens Hosp-TX				TX Tech U Affil-Amarillo			
CORPUS CHRISTI				AMARILLO			
Pediatrics	1703320C0	5	4	Family Practice	2993120C0	5	5
				Internal Medicine	2993140C0	9	9
				Medicine-Preliminary	2993140P0	4	4
				Obstetrics-Gynecology	2993220C0	3	3
				Pediatrics	2993320C0	2	2
Fam Prac Brazos Valley-TX				TX Tech U Affil-El Paso			
BRYAN				EL PASO			
Family Practice	1713120C0	6	2	Anesthesiology	1710040A0	1	0
				Anesthesiology R	1710040R0	1	0
				Emergency Medicine	1710110C0	8	8
				Family Practice	1710120C0	4	4
				Internal Medicine	1710140C0	1	1
				Obstetrics-Gynecology	1710220C0	4	3
				Pediatrics	1710320C0	5	5
				Psychiatry	1710400C0	3	3
				General Surgery	1710440C0	3	3
				Surgery-Preliminary	1710440P0	2	1
				Transitional	1710999P0	4	4
John Peter Smith Hosp-TX				TX Tech U Affil-Lubbock			
FORT WORTH				LUBBOCK			
Family Practice	1711120C0	24	24	Anesthesiology	2973040C0	4	4
Obstetrics-Gynecology	1711220C0	4	4	Dermatology	2973080A0	2	2
Orthopaedic Surgery	1711260C0	3	3	Family Practice	2973120C0	7	2
Psychiatry	1711400C0	4	4	Fam Prac/Abilene Rural	2973120C1	2	1
Transitional	1711999P1	12	12	Internal Medicine	2973140C0	9	9
				Medicine-Preliminary	2973140P0	3	2
				Obstetrics-Gynecology	2973220C0	3	2
				Orthopaedic Surgery	2973260C0	2	2
				Pathology	2973300C0	2	2
McAllen Family Practice-TX							
MCALLEN							
Family Practice	3072120C0	6	1				
McLennan Co Fam Prac-TX							
WACO							
Family Practice	1735120C0	12	12				
Memorial Fam Prac Res-TX							
HOUSTON							
Family Practice	1785120C0	16	16				
Methodist Hosps of Dallas-TX							
DALLAS							
Trans/Anesthesia	1707040P0	3	3				
Family Practice	1707120C0	4	1				
Internal Medicine	1707140C0	6	5				
Medicine-Preliminary	1707140P0	3	3				
Obstetrics-Gynecology	1707220C0	3	3				
General Surgery	1707440C0	2	2				
Surgery-Preliminary	1707440P0	4	3				

Match Outcome for All Institutions by State 2004

	CODE	QUOTA	MATCHED		CODE	QUOTA	MATCHED
Pediatrics	2973320C0	5	5	U TX Health Center-Tyler			
Psychiatry	2973400C0	2	0	TYLER			
General Surgery	2973440C0	3	3	Family Practice	3626120C0	8	8
Surgery-Preliminary	2973440P0	3	0				
TX Tech U Affil-Odesa				U TX Med Branch-Galveston			
ODESSA				GALVESTON			
Family Practice	3124120C0	6	5	Anesthesiology	1714040C0	12	12
Internal Medicine	3124140C0	9	9	Dermatology	1714080A0	3	3
Obstetrics-Gynecology	3124220C0	1	1	Family Practice	1714120C0	5	4
				Internal Medicine	1714140C0	29	29
				Medicine-Preliminary	1714140P0	7	7
				Neurological Surgery	1714160C0	1	1
				Obstetrics-Gynecology	1714220C0	8	8
				Orthopaedic Surgery	1714260C0	4	4
				Pathology	1714300C0	4	4
				Pediatrics	1714320C0	13	8
				Surgery-Plastic Surg	1714360C0	3	3
				Psychiatry	1714400C0	4	4
				Psychiatry/Child Psych	1714400C1	2	2
				Radiology-Diagnostic	1714420A0	4	4
				Radiation-Oncology	1714430A0	2	2
				General Surgery	1714440C0	4	4
				Surgery-Preliminary	1714440P0	3	3
				Medicine-Pediatrics	1714700C0	4	4
U Texas HSC-San Antonio				U TX SW Med Sch-Dallas			
SAN ANTONIO				DALLAS			
Anesthesiology	1722040A1	1	1	Anesthesiology	2835040A0	7	7
Anesthesiology	1722040C0	8	8	Anesthesiology	2835040C0	8	8
Family Practice	1722120C0	12	12	Dermatology	2835080A0	4	4
Internal Medicine	1722140C0	24	24	Emergency Medicine	2835110C0	16	16
Internal Med/RAHC-Harlingen	1722140C1	5	5	Family Practice/Parkland	2835120C0	6	1
Medicine-Preliminary	1722140P0	13	13	Family Practice/St Paul	2835120C1	3	0
Obstetrics-Gynecology	1722220C0	6	6	Internal Medicine	2835140C0	47	47
Orthopaedic Surgery	1722260C0	6	6	Internal Medicine/SPUH	2835140C1	6	6
Pathology	1722300C0	3	3	Medicine-Preliminary	2835140P0	3	3
Pediatrics	1722320C0	15	11	Med-Preliminary/SPUH	2835140P1	1	1
Pediatrics-Preliminary	1722320P0	1	1	Neurological Surgery	2835160C0	2	2
Phys Medicine & Rehab	1722340C0	6	6	Obstetrics-Gynecology	2835220C0	18	18
Psychiatry	1722400C0	10	10	Orthopaedic Surgery	2835260C0	6	6
Radiology-Diagnostic	1722420A0	6	6	Pathology	2835300C0	8	8
General Surgery	1722440C0	5	5	Clinical Pathology	2835300C1	2	1
Surgery-Preliminary	1722440P0	15	8	Pediatrics	2835320C0	28	28
				Phys Medicine & Rehab	2835340A0	6	6
				Plastic Surgery	2835360C0	3	3
				Psychiatry	2835400C0	12	12
				Radiology-Diagnostic	2835420A0	7	7
				Radiology-Diagnostic	2835420C0	6	6
				General Surgery	2835440C0	14	14
				Surgery-Preliminary	2835440P0	2	0
U Texas Med Sch-Houston				Valley Baptist Med Ctr-TX			
HOUSTON				HARLINGEN			
Anesthesiology	2923040A0	10	10	Family Practice	1235120C0	5	5
Anesthesiology	2923040C0	10	10				
Dermatology	2923080A0	4	4				
Emergency Medicine	2923110C0	11	11				
Family Practice HH/LBJ	2923120C0	9	9				
Internal Medicine	2923140C0	30	30				
Medicine-Preliminary	2923140P0	11	11				
Med Prelim/Rad Oncology	2923140P1	2	2				
Ob/Gyn-HH B Program	2923220C0	6	6				
Ob/Gyn-LBJ A Program	2923220C1	5	5				
Orthopaedic Surgery	2923260C0	3	3				
Pathology	2923300C0	6	6				
Pediatrics	2923320C0	18	16				
Phys Medicine & Rehab	2923340A0	4	4				
Psychiatry	2923400C0	8	8				
Radiology-Diagnostic	2923420A0	12	12				
General Surgery	2923440C0	6	6				
Surgery-Preliminary	2923440P0	8	7				
Medicine-Pediatrics	2923700C0	6	5				
Transitional	2923999P0	13	13				
U Texas-M D Anderson-TX				Wichita Falls Family-TX			
HOUSTON				WICHITA FALLS			
Radiation-Oncology	1004430A0	5	5	Family Practice	3088120C0	8	8

Match Outcome for All Institutions by State 2004

Page 48 of 51

	CODE	QUOTA	MATCHED		CODE	QUOTA	MATCHED
UTAH				Orthopaedic Surgery	1734260C0	3	3
LDS Hospital-UT				Pathology	1734300C0	3	3
SALT LAKE CITY				Pediatrics	1734320C0	6	6
Transitional	1729999P0	10	10	Psychiatry	1734400C0	4	4
McKay-Dee Hosp Ctr-UT				Radiology-Diagnostic	1734420A0	3	3
OGDEN				General Surgery	1734440C0	3	3
Family Practice	1736120C0	6	6	Surgery-Preliminary	1734440P0	5	3
St Marks Family Med-UT				VIRGINIA			
SALT LAKE CITY				Carilion Health System-VA			
Family Practice	1730120C0	4	4	ROANOKE			
U Utah Affil Hospitals				Family Practice	1748120C0	5	4
SALT LAKE CITY				Obstetrics-Gynecology	1748220C0	3	3
Anesthesiology	1732040A0	10	10	General Surgery	1748440C0	3	3
Dermatology	1732080A0	2	2	Surgery-Preliminary	1748440P0	3	0
Family Practice	1732120C0	12	7	Transitional	1748999P0	12	12
Internal Medicine	1732140C0	28	28	Chippenham Med Ctr-VA			
Medicine-Preliminary	1732140P0	15	15	RICHMOND			
Med-Prel/Ophthalmology	1732140P1	3	3	Family Practice	3045120C0	6	5
Neurological Surgery	1732160C0	3	3	Eastern VA Med School-VA			
Neurology	1732180C0	4	4	NORFOLK			
Obstetrics-Gynecology	1732220C0	5	5	Emergency Medicine	2980110C0	9	9
Orthopaedic Surgery	1732260C0	4	4	Family Prac/Portsmouth	2980120C0	6	4
Otolaryngology	1732280C0	2	2	Family Practice/Ghent	2980120C1	5	4
Pathology-AP/CP Comb	1732300C0	4	4	Internal Medicine	2980140C0	10	10
Pathology-CP only	1732300C1	1	1	Internal Med/Geriatrics	2980140C1	1	1
Pediatrics	1732320C0	19	19	Medicine-Preliminary	2980140P0	10	10
Phys Medicine & Rehab	1732340A0	4	4	Obstetrics-Gynecology	2980220C0	4	4
Plastic Surgery	1732360A0	1	1	Pathology	2980300C0	2	2
Psychiatry	1732400C0	5	5	Pediatrics	2980320C0	16	16
Radiology-Diagnostic	1732420A0	5	5	Phys Medicine & Rehab	2980340A0	4	4
Radiation-Oncology	1732430A0	1	1	Psychiatry	2980400C0	1	1
General Surgery	1732440C0	6	6	Radiology-Diagnostic	2980420A0	4	4
Surgery-Preliminary	1732440P0	1	0	Radiation-Oncology	2980430A0	1	1
Urology	1732480C0	2	2	General Surgery	2980440C0	4	4
Medicine-Pediatrics	1732700C0	0	0	Surgery-Preliminary	2980440P0	4	2
Peds/Psych/Child Psych	1732730C0	2	2	Medicine-Family Practice	2980740C0	4	3
Utah Valley Fam Prac				Fairfax Fam Prac Ctr-VA			
PROVO				FAIRFAX			
Family Practice	1215120C0	6	6	Family Practice	1733120C0	8	8
VERMONT				INOVA Fairfax Hospital-VA			
UVM/Fletcher Allen-VT				FALLS CHURCH			
BURLINGTON				Pediatrics	3199320C0	9	9
Anesthesiology	1734040A0	4	4	Surgery-General	3199440C0	3	3
Dermatology	1734080A0	1	1	Lynchburg Fam Prac-VA			
Family Practice	1734120C0	6	5	LYNCHBURG			
Internal Medicine	1734140C0	9	9	Family Practice	3065120C0	4	4
Medicine-Primary	1734140M0	3	2	Riverside Reg Med Ctr-VA			
Medicine-Preliminary	1734140P0	7	7	NEWPORT NEWS			
Med-Prelim/Derm	1734140P1	0	0	Family Practice	1739120C0	12	10
Obstetrics-Gynecology	1734220C0	3	3				

Match Outcome for All Institutions by State 2004

	CODE	QUOTA	MATCHED		CODE	QUOTA	MATCHED
Obstetrics & Gynecology	1739220C0	3	3	General Surgery	1743440C0	5	5
Transitional	1739999P0	12	12	Surgery-Preliminary	1743440P0	3	1
				Surgery-Plastic Surg	1743440P1	1	1
				Medicine-Pediatrics	1743700C0	4	4
U VA Roanoke-Salem Prog							
ROANOKE				WASHINGTON			
Internal Medicine	1750140C0	4	4	Central WA Family Med			
Medicine-Preliminary	1750140P0	6	2	YAKIMA			
Psychiatry	1750400C0	2	2	Family Practice	3059120C0	7	3
Medicine-Psychiatry	1750715C0	2	2				
University of Virginia				Deaconess Med Ctr-WA			
CHARLOTTESVILLE				SPOKANE			
Anesthesiology	1737040A0	6	6	Transitional	1757999P0	8	8
Anesthesiology	1737040C0	8	8				
Dermatology	1737080A0	2	2	Fam Med SW Washington			
Emergency Medicine	1737110C0	9	9	VANCOUVER			
Family Practice	1737120C0	8	8	Family Practice	1143120C0	4	4
Internal Medicine	1737140C0	27	27				
Medicine-Primary	1737140M0	3	3	Family Med Spokane-WA			
Medicine-Preliminary	1737140P0	7	7	SPOKANE			
Obstetrics-Gynecology	1737220C0	5	5	Family Practice	2943120C0	6	6
Orthopaedic Surg/5 Yr	1737260C0	3	3	Fam Prac/A-Rural Trk	2943120C1	1	1
Orthopaedic Surg/6 Yr	1737260C1	2	2	Fam Prac/B-Rural Trk	2943120C2	1	0
Pathology	1737300C0	4	4				
Pediatrics	1737320C0	11	11	Group Health Coop-WA			
Phys Medicine & Rehab	1737340A0	2	2	SEATTLE			
Phys Medicine & Rehab	1737340C0	2	2	Family Practice	1811120C0	5	5
Plastic Surgery	1737360C0	1	1				
Psychiatry	1737400C0	6	6	Internal Med Spokane-WA			
Radiology-Diagnostic	1737420A0	7	7	SPOKANE			
Rad-Diag/Research	1737420A1	1	1	Medicine-Primary	3092140C0	5	4
Rad-Diag/Vasc Interv	1737420A2	1	1				
Radiation-Oncology	1737430A0	2	1	Prov St Peter Hosp-WA			
Gen Surgery/Five Years	1737440C0	4	4	OLYMPIA			
Surgery-Preliminary	1737440P0	12	7	Family Practice	3198120C0	6	6
Surg-Prelim/Non-Desig	1737440P1	3	2				
Medicine-Psychiatry	1737715C0	2	1	Sacred Heart Med Ctr-WA			
				SPOKANE			
VCU-Shenandoah Valley-VA				Radiology-Diagnostic	1758420C0	2	2
FRONT ROYAL				Transitional	1758999P0	8	8
Family Practice	1742120C0	4	1				
Virginia Commonwealth U Hlth Sys				Swedish Med Center-WA			
RICHMOND				SEATTLE			
Anesthesiology	1743040C0	8	8	Family Practice/First Hill	1755120C0	6	6
Dermatology	1743080A0	2	2	Family Practice/Dntwn	1755120C1	2	2
Emergency Medicine	1743110C0	8	8	Family Practice/45th	1755120C2	2	2
Family Prac/Blackstone	1743120C1	6	0	Family Practice/Providence	1755120C3	6	6
Internal Medicine	1743140C0	24	24	Family Practice/SeaMar	1755120C4	2	2
Int Med/Women's Health	1743140C1	5	5	Family Practice/SIHB	1755120C5	2	2
Medicine-Primary	1743140M0	2	2	General Surgery	1755440C0	2	2
Medicine-Preliminary	1743140P0	20	17	Surgery-Preliminary	1755440P0	2	2
Obstetrics-Gynecology	1743220C0	6	5				
Orthopaedic Surgery	1743260C0	5	5	Tacoma Family Med-WA			
Pathology	1743300C0	3	3	TACOMA			
Pediatrics	1743320C0	12	12	Family Practice	3086120C0	8	6
Phys Medicine & Rehab	1743340A0	4	4				
Psychiatry	1743400C0	9	9				
Radiology-Diagnostic	1743420A0	9	9				
Radiation-Oncology	1743430A0	2	2				

Match Outcome for All Institutions by State 2004

Page 50 of 51

U Washington Affil Hosps				Psychiatry			
SEATTLE				General Surgery			
	CODE	QUOTA	MATCHED		CODE	QUOTA	MATCHED
Anesthesiology	1918040A0	12	5	Surgery-Preliminary	1902440C0	3	3
Anesthesiology/Clin Base Yr	1918040C0	4	3	Medicine-Pediatrics	1902440P0	4	2
Dermatology	1918080A0	3	3	Medicine-Psychiatry	1902700C0	4	4
Emergency Medicine	1918110C0	3	3		1902715C0	2	2
Family Practice	1918120C0	6	6	Marshall Univ SOM-WV			
Family Prac/Harborview	1918120C1	2	2	HUNTINGTON			
Internal Medicine	1918140C0	30	30	Family Practice	3066120C0	6	4
Medicine-Primary	1918140M0	10	10	Internal Medicine	3066140C0	8	8
Med-Primary/Boise	1918140M1	5	5	Medicine-Preliminary	3066140P0	4	3
Medicine-Preliminary	1918140P0	18	5	Obstetrics-Gynecology	3066220C0	3	3
Neurological Surgery	1918160C0	2	2	Pediatrics	3066320C0	6	6
Neurology	1918180C0	5	5	General Surgery	3066440C0	3	3
Obstetrics-Gynecology	1918220C0	6	6	Surgery-Preliminary	3066440P0	3	0
Orthopaedic Surgery	1918260C0	8	8	Medicine-Pediatrics	3066700C0	4	3
Pathology	1918300C0	6	6	United Hospital Ctr-WV			
Anatomic Pathology	1918300C1	0	0	CLARKSBURG			
Clinical Pathology	1918300C2	0	0	Family Practice	2985120C0	4	1
Pediatrics	1918320C0	26	26	Wheeling Hospital-WV			
Phys Medicine & Rehab	1918340A0	7	7	WHEELING			
Phys Medicine & Rehab	1918340C0	3	3	Family Practice	1770120C0	4	4
Plastic Surgery	1918360C0	2	2	WV Univ Hosp-Morgantown			
Psychiatry	1918400C0	9	9	MORGANTOWN			
Psychiatry/Spokane	1918400C1	2	2	Anesthesiology	1837040A0	1	1
Radiology-Diagnostic	1918420A0	7	7	Anesthesiology	1837040C0	4	2
Radiology-Diagnostic	1918420C0	3	3	Emergency Medicine	1837110C0	6	6
Radiation-Oncology	1918430A0	2	2	Family Practice	1837120C0	5	2
General Surgery	1918440C0	7	7	Fam Prac/B-Rural Trk	1837120C1	4	1
Surgery-Preliminary	1918440P0	3	3	Internal Medicine	1837140C0	10	10
Urology	1918480C0	3	3	Medicine-Primary	1837140M0	2	0
Valley Med Ctr-WA				Medicine-Preliminary	1837140P0	3	3
RENTON				Obstetrics-Gynecology	1837220C0	3	3
Family Practice	3132120C0	8	8	Orthopaedic Surgery	1837260C0	4	4
Virginia Mason Hosp-WA				Pathology	1837300C0	1	1
SEATTLE				Pediatrics	1837320C0	5	3
Anesthesiology	1756040A0	4	4	Psychiatry	1837400C0	5	5
Anesthesiology	1756040C0	4	4	Radiology-Diagnostic	1837420A0	3	3
Internal Medicine	1756140C0	7	7	General Surgery	1837440C0	3	3
Medicine-Primary	1756140M0	2	2	Surgery-Preliminary	1837440P0	5	5
Medicine-Preliminary	1756140P0	6	6	Medicine-Pediatrics	1837700C0	5	3
Radiology-Diagnostic	1756420A0	1	1	Medicine-Psychiatry	1837715C0	1	0
Radiology-Diagnostic	1756420C0	2	2	Psychiatry/Family Practice	1837720C0	2	1
General Surgery	1756440C0	4	4	WISCONSIN			
Surgery-Preliminary	1756440P0	6	1	Aurora Health Care/ASMC-WI			
Transitional	1756999P0	7	7	MILWAUKEE			
WEST VIRGINIA				Internal Medicine	1787140C0	13	13
Charleston Area Med Ctr/WV Univ				Obstetrics-Gynecology	1787220C0	3	3
CHARLESTON				Gundersen Lutheran-WI			
Family Practice	1902120C0	3	3	LA CROSSE			
Internal Medicine	1902140C0	6	6	Internal Medicine	1774140C0	4	4
Medicine-Preliminary	1902140P0	2	2				
Obstetrics-Gynecology	1902220C0	3	3				
Pediatrics	1902320C0	3	2				

Match Outcome for All Institutions by State 2004

Page 51 of 51

	CODE	QUOTA	MATCHED		CODE	QUOTA	MATCHED
Preliminary Medicine	1774140P0	6	2	St Lukes Med Ctr-WI			
General Surgery	1774440C0	2	1	MILWAUKEE			
Transitional	1774999P0	10	10	Family Practice	1789120C0	8	6
La Crosse-Mayo-WI				Fam Prac/Central City	1789120C1	2	1
LA CROSSE				Radiology-Diagnostic	1789420C0	4	4
Family Practice	3035120C0	6	6	Transitional	1789999P0	13	13
Marshfield/St Josephs-WI				U Wisconsin Hosp/Clinics			
MARSHFIELD				MADISON			
Derm-Combined-UW	1780080A0	1	1	Anesthesiology	1779040A0	2	2
Dermatology	1780080A1	1	1	Anesthesiology	1779040C0	6	6
Internal Medicine	1780140C0	2	2	Dermatology	1779080A0	1	1
Pediatrics	1780320C0	2	2	Med/Dermatology Comb	1779080C0	1	1
General Surgery	1780440C0	2	2	Internal Medicine	1779140C0	20	20
Medicine-Pediatrics	1780700C0	2	2	Medicine-Primary	1779140M0	3	3
Transitional	1780999P0	4	4	Neurological Surgery	1779160C0	2	2
Med Coll Wisconsin Aff Hosps				Neurology	1779180C0	2	2
MILWAUKEE				Obstetrics-Gynecology	1779220C0	6	6
Anesthesiology	1784040A0	12	12	Orthopaedic Surgery	1779260C0	5	5
Anesthesiology	1784040C0	6	6	Otolaryngology	1779280C0	2	2
Dermatology	1784080A0	3	3	Pathology	1779300C0	2	0
Emergency Medicine	1784110C0	8	8	Pediatrics	1779320C0	12	12
Family Prac/Waukesha	1784120C0	6	6	Phys Medicine & Rehab	1779340A0	3	3
Family Prac/St Michael	1784120C1	6	2	Plastic Surgery	1779360C0	2	2
FP/Columbia-St Marys	1784120C2	5	3	Psychiatry	1779400C0	6	6
Family Prac/Racine	1784120C3	6	1	Radiology-Diagnostic	1779420A0	4	4
Internal Medicine	1784140C0	13	13	Radiology-Diagnostic	1779420C0	2	2
Medicine/Geriatrics	1784140C1	2	2	Radiation-Oncology	1779430A0	2	2
Medicine-Primary	1784140M0	0	0	General Surgery	1779440C0	5	5
Medicine-Preliminary	1784140P0	18	17	Urology	1779480C0	2	2
Obstetrics-Gynecology	1784220C0	7	7	Univ Wisconsin Med Sch			
Orthopaedic Surgery	1784260C0	5	5	MADISON			
Pathology	1784300C0	4	4	Family Prac/Madison	3001120C0	14	14
Pediatrics	1784320C0	20	20	Family Prac/Baraboo	3001120C1	2	2
Pediatrics-Preliminary	1784320P0	2	2	Family Prac/Eau Claire	3001120C2	3	1
Phys Medicine & Rehab	1784340A0	4	0	Family Prac/EC/Augusta	3001120C3	1	0
Plastic Surgery	1784360C0	2	2	Family Prac/Fox Valley	3001120C5	5	5
Psychiatry	1784400C0	6	4	Family Prac/Wausau	3001120C6	4	2
Radiology-Diagnostic	1784420A0	6	6	Family Prac/Wau/Antigo	3001120C7	1	0
Radiation Oncology	1784430A0	2	2	WYOMING			
General Surgery	1784440C0	6	6	Univ Of Wyoming-Casper			
Surgery-Preliminary	1784440P0	2	1	CASPER			
Medicine-Pediatrics	1784700C0	4	4	Family Practice	3089120C0	8	2
Psychiatry/Family Medicine	1784720C0	1	1	Univ Of Wyoming-Cheyenne			
Medicine-Neurology	1784745C0	1	1	CHEYENNE			
Mercy Health System-WI				Family Practice	2034120C0	6	0
JANESVILLE							
Family Practice	3722120C0	5	5				
St Josephs Reg Med Ctr-WI							
MILWAUKEE							
Radiology-Diagnostic	1788420C0	3	3				
Transitional	1788999P0	8	8				