



Results and Data

2024 Main Residency Match®

June 2024

www.nrmp.org

Requests for permission to use these data, as well as questions about the content of this publication or any National Resident Matching Program data may be directed to NRMP at datarequest@nrmp.org.

Questions about the NRMP should be directed to Donna L. Lamb, D.H.Sc., M.B.A., B.S.N., President and CEO at admin@nrmp.org.

Suggested Citation

National Resident Matching Program, Results and Data: 2024 Main Residency Match®. National Resident Matching Program, Washington, DC. 2024.

To order copies of this publication, please contact:

National Resident Matching Program
455 Massachusetts Ave, NW, Suite 310, Washington, DC 20001
Phone: 202-400-2233, Fax: 202-354-4586

Price
(Shipping not included)
\$50.00 - RDMAIN2024

Copyright © 2024 National Resident Matching Program,
455 Massachusetts Ave, NW, Suite 310, Washington, DC 20001 USA.

All rights reserved. Permission to use, copy and/or distribute any documentation and/or related images from this publication shall be expressly obtained from the NRMP.

The NRMP is governed by a 20-member Board of Directors, including:

- Chair, Chair-Elect, Secretary/Treasurer, and Immediate Past Chair
- One Designated Institutional Official
- One Osteopathic Physician
- Two graduate medical education program directors
- Three medical students, one of whom is enrolled in a US DO medical school
- Three resident physicians, one who is a US DO graduate and one who is an international medical graduate
- One public member
- President and CEO

Officers

- **Chair:** Deborah S. Clements, M.D., Chair, Family and Community Medicine, Northwestern University Feinberg School of Medicine
- **Chair Elect:** Natasha Bray, D.O. M.S.Ed, Dean, Cherokee Nation Campus, Oklahoma State University College of Osteopathic Medicine; Associate Dean for Accrediation, Oklahoma State University Center for Health Sciences; Associate Program Director, Tahlequah Medical Group Internal Medicine Residency Program; Clinical Associate Professor of Rural Medicine
- **Secretary/Treasurer:** Cathy Lazarus, M.D., Associate Dean for Student Affairs and Records LSU Health Sciences Center
- **President and Chief Executive Officer:** Donna L. Lamb, DHSc., MBA., BSN., National Resident Matching Program

Board Members, 2023-2024

- Bolatito Adeyeri, M.D. Candidate, Baylor College of Medicine
- Keith B. Armitage, M.D., Vice Chair for Education, Department of Medicine, University Hospitals Case Medical Center
- Peter Carek, M.D., M.S., Dean, Medical University of South Carolina/AnMed Clinical Campus; Professor of Family Medicine
- E. Sander Connolly, Jr., M.D., Vice Chair, Department of Neurological Surgery, Columbia University College of Physicians and Surgeons
- Donna D. Elliot, M.D., Ed.D., Vice Dean for Medical Education, Keck School of Medicine, Univ. Southern California
- Nikhil Goyal, M.B.B.S., Director of Medical Education and Designated Institutional Official, Henry Ford Wyandotte Hospital (HFWH); Assistant Program Director of Emergency Medicine, Henry Ford Hospital/Wayne State University
- Holly J. Humphrey, M.D., M.A.C.P., President, The Josiah Macy Jr. Foundation
- Michael G. Kavan, Ph.D., Associate Dean for Student Affairs, Professor of Family and Community Medicine and Professor of Psychiatry, Creighton University School of Medicine
- Jennifer LaFemina, M.D., F.A.C.S., Program Director, General Surgery, University of Massachusetts
- Melissa Garrett Mariano, D.O., Internal Medicine Resident, Mount Auburn Hospital
- Claudia Mosquera Vasquez, M.D., Pediatric Nephrology Fellow, Nationwide Children's Hospital
- Sujay Ratna, M.D. Candidate, Icahn School of Medicine at Mount Sinai
- Manuel Reyes, D.O. Candidate, Edward Via College of Osteopathic Medicine
- Alvin E. Roth, Ph.D., Senior Fellow, Stanford Institute for Economic Policy Research and Professor, by courtesy, School of Management Science and Engineering; George Gund Professor of Economics and Business Administration Emeritus, Harvard University
- Edward S. Salsberg, M.P.A., Lead Research Scientist, Fitzhugh Mullan Institute for Health Workforce Equity, George Washington University
- Anil Wadhvani, M.D., Ph.D., Neurology Resident, Hospital of the University of Pennsylvania

Table of Contents

NRMP Board of Directors	i
About the NRMP	iv
Figure 1. Applicants and 1st Year Positions in The Match, 1952-2024	iv
Definitions.....	v
Introduction.....	vii
Table 1A. Match Summary for U.S. MD Seniors, 2024.....	1
Table 1B. Match Summary for U.S. DO Seniors, 2024.....	4
Table 1C. Match Summary for U.S. MD Graduates, 2024.....	6
Table 1D. Match Summary for U.S. DO Graduates, 2024	8
Table 1E. Match Summary for U.S. IMGs, 2024	10
Table 1F. Match Summary for Non-U.S. IMGs, 2024	12
Table 2. Matches by Specialty and Applicant Type, 2024.....	14
Table 3. Positions Offered in the Matching Program, 2020-2024	17
Figure 2. Number of Active Applicants and Percent Matched to PGY-1 Positions, 2020-2024	21
Table 4. Applicants in the Matching Program, 2020-2024.....	23
Table 4A. PGY-1 Match and Placement Rates by Applicant Type, 2023-2024.....	24
Table 4B. Number of Applicants by Applicant Type, 2023-2024	24
Figure 2A. PGY-1 Match and Placement Rates by Applicant Type, 2024	24
Figure 3. Positions per All Active and Active U.S. Senior Applicant, 2015-2024.....	26
Table 5. Number of PGY-1 Positions per Active Applicant, 2015-2024	26
Figure 4. PGY-1 Match Rates by Applicant Type, 1992-2024.....	28
Table 6. PGY-1 Match Rates, 1992-2024.....	28
Table 7A. Positions Offered and Number Filled by U.S MD Seniors and All Applicants, 2020-2024.....	30
Table 7B. Positions Offered and Number Filled by U.S. DO Seniors and All Applicants, 2020-2024	33
Table 7C. Positions Offered and Number Filled by U.S. MD Graduates and All Applicants, 2020-2024	35
Table 7D. Positions Offered and Number Filled by U.S. DO Graduates and All Applicants, 2020-2024.....	37
Table 7E. Positions Offered and Number Filled by U.S. IMGs and All Applicants, 2020-2024	39
Table 7F. Positions Offered and Number Filled by Non-U.S. IMGs and All Applicants, 2020-2024	41
Figure 5. Number of Positions Offered and Filled for Selected Specialties, 2024	43
Table 8A. Positions Offered and Percent Filled by U.S. MD Seniors and All Applicants, 2020-2024.....	44
Table 8B. Positions Offered and Percent Filled by U.S. DO Seniors and All Applicants, 2020-2024.....	46
Table 8C. Positions Offered and Percent Filled by U.S. MD Graduates and All Applicants, 2020-2024.....	48
Table 8D. Positions Offered and Percent Filled by U.S. DO Graduates and All Applicants, 2020-2024	50
Table 8E. Positions Offered and Percent Filled by U.S. IMGs and All Applicants, 2020-2024	52
Table 8F. Positions Offered and Percent Filled by Non-U.S. IMGs and All Applicants, 2020-2024	54

Table of Contents (Continued)

Table 9. All Applicants Matched to PGY-1 Positions by Specialty, 2020-2024	56
Table 10A. U.S. MD Seniors Matched to PGY-1 Positions by Specialty, 2020-2024	58
Table 10B. U.S. DO Seniors Matched to PGY-1 Positions by Specialty, 2020-2024	59
Table 10C. U.S. MD Graduates Matched to PGY-1 Positions by Specialty, 2020-2024	60
Table 10D. U.S. DO Graduates Matched to PGY-1 Positions by Specialty, 2020-2024.....	61
Table 10E. U.S. IMGs Matched to PGY-1 Positions by Specialty, 2020-2024.....	62
Table 10F. Non-U.S. IMGs Matched to PGY-1 Positions by Specialty, 2020-2024.....	63
Table 11A. U.S. MD Seniors and U.S. DO Seniors Choices by Specialty, 2024	64
Table 11B. U.S. IMG and Non-U.S. IMG Choices by Specialty, 2024.....	66
Table 12A. Match Results for U.S. MD Seniors and U.S. DO Seniors Who Ranked Each Specialty as Their Only Choice, 2024.....	67
Table 12B. Match Results for U.S. IMG and Non-U.S. IMG Who Ranked Each Specialty as Their Only Choice, 2024	68
Figure 6. Percentages of Unmatched MD Seniors and DO Seniors Who Ranked Each Specialty as Their Only Choice, 2024	69
Table 13. Matches from MD Seniors' and DO Seniors Applicants' Rank Order Lists, 1997-2024.....	71
Figure 7. Percent of Matches by Choice and Type of Applicant, 2024	72
Table 14. Number of Couples in the Match and Match Outcome, 1987-2024	73
Figure 8. Number of Couples in the Match and Match Outcome, 1987-2024.....	73
Table 15. Average Number of Ranked Applicants Needed to Fill Each Position by Specialty, 2020-2024	75
Table 16. Participating Programs and Positions Filled in SOAP, 2023-2024.....	78
Table 17. SOAP Applicants Accepting Positions by Type, 2023-2024.....	79
Figure 9. Offers Extended in SOAP, 2012-2024	79
NRMP Program Results 2024 Main Residency Match.....	80

About the NRMP

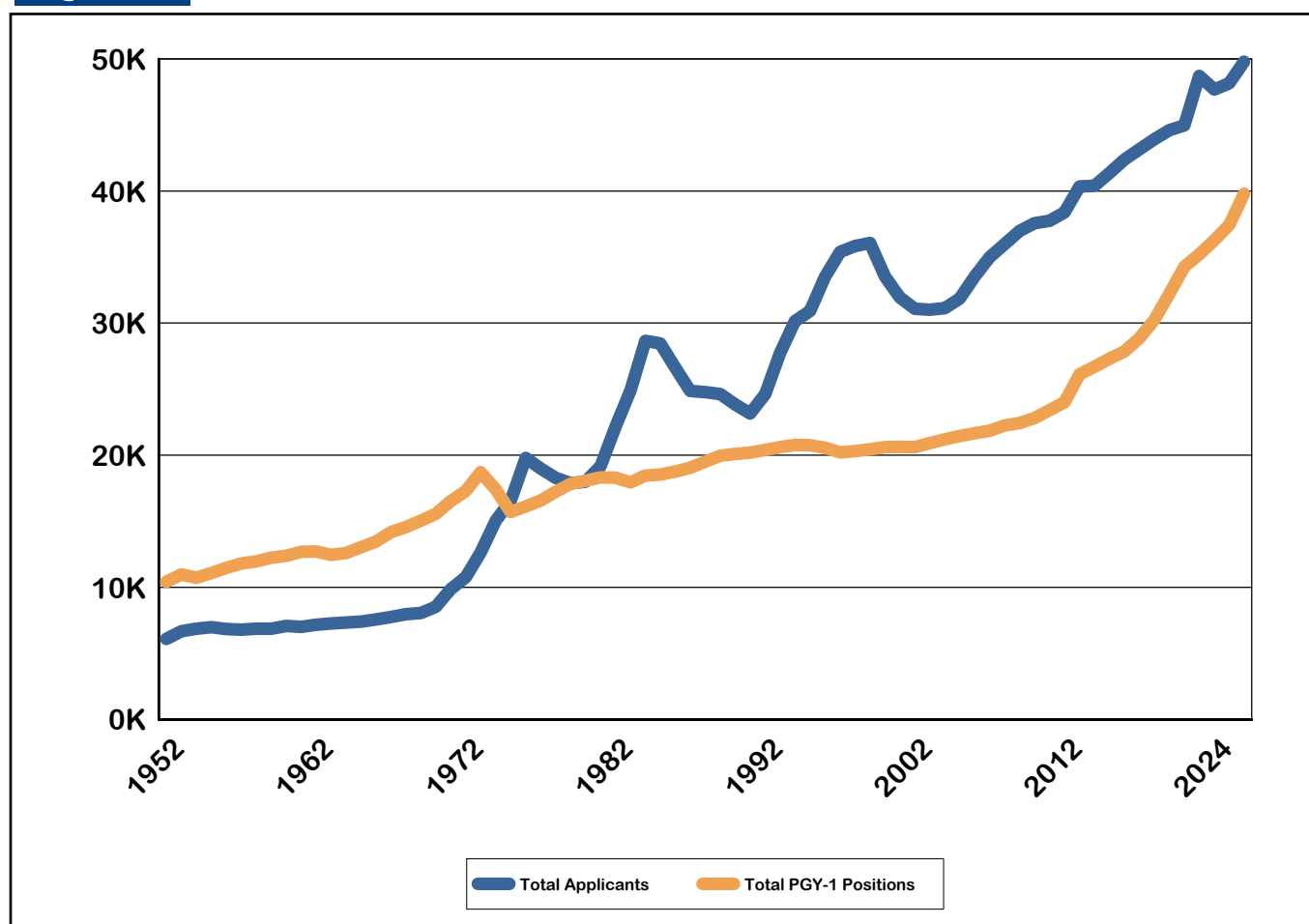
The National Resident Matching Program® (NRMP®) is a private, not-for-profit corporation established in 1953 to optimize the rank-ordered choices of applicants and program directors for clinical training in the United States. The NRMP is not an application processing service; rather, it provides an impartial venue for matching applicants' and programs' preferences for each other using an internationally recognized mathematical algorithm.

The first Main Residency Match® ("the Match") was conducted in 1952 when 10,400 internship positions were available for 6,000 graduating U.S. medical school seniors. By 1973, there were 19,000 positions for just over 10,000 graduating U.S. seniors. Following the demise of internships in 1975, the number of first-year post-graduate (PGY-1) positions declined to 15,700; however, the number of PGY-1 positions gradually increased through 1994 before declining slowly until 1998. Since that time, the number of PGY-1 positions has only increased. This year, an all-time high 38,494 PGY-1 positions were offered (Figure-1), the twenty sixth consecutive annual increase. The total number of positions, at 41,503, also was an all-time high.

The trend in the total number of applicants is more dramatic, rising from 6,000 in 1952 to 36,056 in 1999. After a decline of 5,052 applicants from 1999 to 2003, the number had risen each year since the 2004 Match until 2022. In 2024, there were 50,413 registrants, representing an increase of 2,257 from 2023.

For more information about the NRMP, please visit: www.nrmp.org. Additional data and reports for the Main Residency Match and the Specialties Matching Service® (SMS®) are at: <https://www.nrmp.org/match-data-analytics/residency-data-reports/> and <https://www.nrmp.org/match-data-analytics/fellowship-data-reports/>. Instructions on how to request NRMP data also are provided.

Figure 1 Applicants and 1st Year Positions in the Match, 1952 - 2024



Definitions/Organizations

ACGME Accreditation Council for Graduate Medical Education.

Active Applicant An applicant who submits a certified rank order list of programs.

All In Policy Any program registering for the Match must attempt to fill all positions through the Match or another national matching plan.

Applicant Type The NRMP classifies applicants for the Main Residency Match into eight types:

- *Senior Student of U.S. MD Medical School* (U.S. MD Senior): A student who graduated from Liaison Committee on Medical Education (LCME) accredited medical school between June 30 of the calendar year the Match opens and 9:00 pm eastern time on the Rank Order List Certification Deadline in the year of the Match; also referred to as a *MD senior*.
- *Senior Student of U.S. DO Medical School* (DO Senior): A student who graduated from American Osteopathic Association (AOA) Commission on Osteopathic College Accreditation (COCA) accredited medical school between June 30 of the calendar year the Match opens and 9:00 pm eastern time on the Rank Order List Certification Deadline in the year of the Match; also referred to as a *DO Senior*.
- *Previous Graduate of U.S. MD Medical School* (U.S. MD Grad): An applicant who graduated from a LCME-accredited medical school prior to the year of the Match. Previous U.S. MD graduates are not sponsored by their medical schools.
- *Previous Graduate of U.S. DO Medical School* (U.S. DO Grad): An applicant who graduated from AOA COCA-accredited medical school prior to the year of the Match. Previous U.S. DO graduates are not sponsored by their medical schools.
- *Student/Graduate of Canadian Medical School* (Canadian): A senior student or graduate of a Canadian school of medicine accredited by the Committee on Accreditation of Canadian Medical Schools (CACMS).
- *Graduate of Fifth Pathway Program* (5th Pathway): A graduate of a U.S. Fifth Pathway program.
- *U.S. Citizen Student/Graduate of International Medical School* (U.S. IMG): A U.S. citizen who enrolled in, or a graduate of, a medical school outside the United States and Canada that is not accredited by the LCME, the AOA COCA, or the Committee on Accreditation of Canadian Medical Schools.
- *Non-U.S. Citizen Student/Graduate of International Medical School* (Non-U.S. IMG): A non-U.S. citizen who enrolled in, or a graduate of, a medical school outside the United States and Canada that is not accredited by the LCME, the AOA COCA, or the Committee on Accreditation of Canadian Medical Schools.

In this report, applicant types are sometimes combined into a smaller number of groups.

- *Foreign-Trained Physicians*: Includes U.S. citizen and non-U.S. citizen students and graduates of international medical schools.
- *Others*: Includes previous graduates of MD and DO medical schools, Canadian and Fifth Pathway applicants.

Couple Any two applicants who register as a couple in the Match. The NRMP allows couples to form pairs of choices on their primary rank order lists, which are considered in rank order when the matching algorithm is processed. Couples match to the most preferred pair of programs where each partner has been offered a position.

PGY-1 & PGY-2 Post-graduate year one and post-graduate year two.

Program Type	<p>The NRMP classifies programs for the Main Residency Match into five types:</p> <ul style="list-style-type: none"> • <i>Categorical (C)</i> programs: Programs that begin in the PGY-1 year and provide the full training required for specialty board certification. • <i>Primary (M)</i> programs: Categorical programs in primary care medicine and primary care pediatrics that begin in the PGY-1 year and provide the full training required for specialty board certification. • <i>Preliminary (P)</i> programs: One-year programs that begin in the PGY-1 year and provide prerequisite training for advanced programs. • <i>Advanced (A)</i> programs: Programs that begin in the PGY-2 year, in the year after the Match and after one or more years of required preliminary training. • <i>Physician (R)</i> programs: Programs that are reserved for physicians who have had prior graduate medical education. Reserved programs offer PGY-2 positions that begin in the year of the Match and thus are not available to senior medical students.
SOAP	<p>The Supplemental Offer and Acceptance Program® (SOAP®) is a process by which eligible unmatched applicants in the Main Residency Match apply for and are offered positions that did not fill when the matching algorithm was processed.</p>

Introduction

This report summarizes data from the National Resident Matching Program's (NRMP) 2024 Main Residency Match. The 2024 Main Residency Match was the largest in NRMP history when measured by the number of positions offered (41,503) and filled (38,941). The 38,494 PGY-1 positions offered constituted an all-time high and an increase of 1,069 over 2023; half the increase was attributable to growth in Internal Medicine. There was also a record number of active applicants (44,853), with 1,901 more active applicants compared to 2023.

Position Fill Rate

A successful Match is measured not just by volume, but also by how well it matches the preferences of applicants and program directors who submitted certified rank order lists. Based on that criterion, the overall position fill rate for the 2024 Main Residency Match was 93.8 percent upon running the algorithm. After the matching algorithm was processed, 2,562 of the 41,503 positions were unfilled. There were an additional 93 positions that were unfilled in programs that did not submit a rank order list, bringing the total unfilled to 2,655. Of those, 2,575 were placed in the Supplemental Offer and Acceptance Program® (SOAP®) offered by the NRMP during Match Week. At the conclusion of SOAP, 176 positions remained unfilled from 109 SOAP-participating programs. The matching and SOAP processes combined filled 99.6 percent of positions placed in the Match.

Applicant Match Trends

This year, 44,853 active applicants (those who submitted certified rank order lists of programs) vied for the 38,494 first year and 3,009 second year (including physician (R)) residency positions placed in the Match. U.S. MD senior students comprised 19,755 of the active applicants, 7 more than in 2023. Of the U.S. MD seniors who submitted a rank order list, 18,465 matched to a PGY-1 position for a match rate of 93.5 percent. Historically, the PGY-1 match rate for U.S. MD seniors has been 92-95 percent.

The number of U.S. DO senior students continues to grow with 8,033 U.S. DO seniors having submitted a rank order list; 597 more than in 2023. Of those seniors, 7,412 matched to a PGY-1 position. The PGY-1 match rate for U.S. DO seniors in 2024 was 92.3 percent, up 0.7 percentage points from last year.

This year, 19,050 U.S. citizen and non-U.S. citizen students and graduates of international medical schools (IMGs) registered for the Match, 1,668 more than 2023. Of the 4,751 U.S. IMGs who submitted rank order lists of programs, 3,181 matched to a PGY-1 position for a match rate of 67.0 percent. Of the 10,021 non-U.S. citizen IMGs who submitted rank order lists of programs, 5,864 matched to a PGY-1 position for a match rate of 58.5 percent.

- In 2024, the overall number of registered applicants was 50,413, the highest in the history of the Match.
- The number of registered non-U.S. citizen IMGs was 12,787, 1,986 more than last year.

NEW! Applicant Placement Rate

NRMP is always working to improve and expand upon the data provided to the community. We have started to implement these changes in this report, resulting in changes to the table and figure numbers. This means some table and figure numbers will differ from previous versions of this report, as well as the 2024 release of the Advance Data Tables.

At the conclusion of each Main Residency Match cycle, NRMP has historically reported the applicant Match Rate which is the percentage of active applicants (applicants who certified a rank order list of programs) who matched to post-graduate year one (PGY-1) positions when the matching algorithm was processed. NRMP has now established new placement rate metrics, and they are included within this report (see Tables 4A and 4B and Figure 2A for more details). Placement rate accounts for applicants who received positions through either the matching algorithm or SOAP. There are two versions of this new metric: one for active applicants and one for all applicants (i.e., active applicants plus SOAP-eligible applicants). By releasing both the Match Rate and Placement Rates, the NRMP ensures primary-source data about outcomes is being disseminated to the medical education community and establishes standardized definitions and accurate calculations of Match and SOAP outcomes data.

In 2024, the Active Applicant Placement Rate was 85.1 percent, and the All-Applicant Placement Rate was 79.7 percent, compared to 86.3 percent and 80.8 percent respectively in 2023.

However, placement rates across applicant types vary significantly. Both metrics were nearly identical for U.S. MD Seniors (Active/All-Applicant Placement Rates 97.9 percent/97.4 percent, respectively) and U.S. DO Seniors (Active/All-Applicant Placement Rates 98.5 percent/97.7 percent). Both placement rate metrics exceeded the Match Rate metric for U.S. MD and DO Seniors and Graduates. For IMG applicants, the All-Applicant Placement Rate was lowest, compared to both the Match Rate and Active Applicant Placement Rate. Specifically, the Active Applicant Placement Rate for U.S. IMGs was 73.4 percent, and the All-Applicant Placement Rate was 62.5 percent, compared to a 67 percent Match Rate. Non-U.S. IMGs had an Active Applicant Placement Rate of 61.5 percent and an All-Applicant Placement Rate of 52.4 percent, compared to a 58.5 percent Match Rate.

Couples

In the 2024 Match, there were 1,218 couples, of which 90% (1,097) both matched. There were 87 couples where only one individual matched, bringing the total couples match rate to 93.6% and there were 34 couples where neither individual matched.

Other Notable Trends

With a total of 19,755 active U.S. MD senior applicants, the ratio of PGY-1 positions per active U.S. MD senior was 1.95, the highest since 1976. 8,033 active U.S. DO seniors resulted in a ratio of PGY-1 positions per active U.S. DO senior of 4.79. Collectively, 14,772 active IMG applicants (both U.S. IMGs and non-U.S. IMGs) account for nearly a third (32.9 percent) of all active applicants, with a ratio of PGY-1 positions per active IMG applicant of 2.60.

We hope you find the data contained in the following pages useful as you reflect on the 2024 Match and prepare for future Matches.

Donna L. Lamb, D.H.Sc., M.B.A., B.S.N.,
President and Chief Executive Officer
National Resident Matching Program
455 Massachusetts Ave NW, Suite 310
Washington, DC 20001
admin@nrmp.org

Table 1

Table 1 summarizes the 2024 Main Residency Match and shows the numbers of participating programs, offered positions, and unfilled programs. It also provides ranking and matching data for U.S. MD seniors (Table 1A), U.S. DO seniors (Table 1B), U.S. MD graduates (Table 1C), U.S. DO graduates (Table 1D), U.S. IMGs (Table 1E) and Non-U.S. IMGs (Table 1F).

Using Anesthesiology PGY-1 as an example on Table 1A:

- The first three columns (“No. of Programs,” “No. of Positions Offered,” and “No. of Positions Unfilled ”) show that 178 programs offered 1,695 Anesthesiology PGY-1 positions and that 0 of those positions were unfilled after the matching algorithm had been processed.
- The numbers of U.S. MD senior applicants and total applicants are provided in the next two columns under “No. of Applicants.” In 2024, 1,691 U.S. MD seniors ranked at least one Anesthesiology program, and 3,034 applicants in total ranked Anesthesiology. Note that the figures do not mean that Anesthesiology was the preferred choice of those applicants.
- The next two columns (under “No. of Matches”) show that 1,192 of the 1,695 PGY-1 positions offered in Anesthesiology were filled by U.S. MD seniors, with 1,695 filled by all applicants.
- The fill rates (calculated as positions filled divided by positions offered) can be found in the two columns under “% Filled.” Of the 1,695 PGY-1 positions offered in Anesthesiology, 70.3 percent were filled by U.S. MD seniors and 100.0 percent were filled overall.

The 2024 Match offered 41,503 positions, 1,128 more than 2023; of those, 38,494 were PGY-1 positions, 1,069 more than last year.

Table 1A Match Summary for U.S MD Seniors, 2024

	No. of Programs	No. of Positions		No. of Applicants*		No. of Matches*		% Filled	
Specialty		Offered	Unfilled	MD Seniors	Total	MD Seniors	Total	MD Seniors	Total
PGY-1 Positions									
Anesthesiology	178	1,695	0	1,691	3,034	1,192	1,695	70.3	100.0
Child Neurology	79	184	7	149	271	133	177	72.3	96.2
Dermatology	14	30	0	229	295	24	30	80.0	100.0
Emergency Med-Anesthesiology	1	2	1	9	11	1	1	50.0	50.0
Emergency Med-Family Med	3	7	0	18	31	4	7	57.1	100.0
Emergency Medicine	292	3,026	135	1,386	3,574	1,285	2,891	42.5	95.5
Family Medicine	796	5,213	636	1,721	7,081	1,521	4,577	29.2	87.8
Family Med-Preventive Med	1	1	0	6	8	1	1	100.0	100.0
Internal Medicine (Categorical)	707	10,261	494	4,225	15,451	3,595	9,767	35.0	95.2
Interventional Radiology (Integrated)	28	51	1	187	293	40	50	78.4	98.0
Medicine-Anesthesiology	1	1	0	4	5	1	1	100.0	100.0
Medicine-Dermatology	5	8	0	28	34	7	8	87.5	100.0
Medicine-Emergency Med	12	31	0	52	109	21	31	67.7	100.0
Medicine-Medical Genetics	4	2	0	4	13	1	2	50.0	100.0
Medicine-Pediatrics	77	390	0	434	644	339	390	86.9	100.0
Medicine-Preliminary (PGY-1 Only)	329	1,640	133	3,749	5,890	1,175	1,507	71.6	91.9
Medicine-Preventive Med	5	6	0	18	102	2	6	33.3	100.0
Medicine-Primary	91	420	4	744	2,034	240	416	57.1	99.0
Medicine-Psychiatry	13	26	0	58	97	24	26	92.3	100.0
Neurodevelopmental Disabilities	4	6	0	11	21	3	6	50.0	100.0
Neurological Surgery	116	241	0	299	423	204	241	84.6	100.0
Neurology	148	878	1	666	1,676	466	877	53.1	99.9
OB/GYN-Preliminary (PGY-1 Only)	16	18	6	172	237	7	12	38.9	66.7
Obstetrics-Gynecology	291	1,539	6	1,309	2,143	1,103	1,533	71.7	99.6
Orthopaedic Surgery	218	916	1	1,008	1,492	726	915	79.3	99.9
Osteo Neuromusculoskeletal Med	8	24	16	0	17	0	8	0.0	33.3
Otolaryngology	138	382	1	422	513	339	381	88.7	99.7
Pathology	177	628	7	296	1,047	263	621	41.9	98.9
Pediatrics (Categorical)	251	3,078	251	1,617	3,531	1,464	2,827	47.6	91.8
Pediatrics-Anesthesiology	5	8	0	20	25	7	8	87.5	100.0
Pediatrics-Emergency Med	4	8	0	17	29	5	8	62.5	100.0
Pediatrics-Medical Genetics	22	31	5	25	45	18	26	58.1	83.9
Pediatrics-P M & R	3	4	0	11	15	3	4	75.0	100.0
Pediatrics-Preliminary	16	21	3	117	161	14	18	66.7	85.7
Pediatrics-Primary	12	61	1	181	525	14	60	23.0	98.4
Peds/Psych/Child Psych	11	28	0	58	75	26	28	92.9	100.0
Physical Medicine & Rehab	52	219	0	349	749	114	219	52.1	100.0
Plastic Surgery (Integrated)	92	213	0	258	362	188	213	88.3	100.0
Psychiatry	382	2,261	12	1,560	3,176	1,323	2,249	58.5	99.5
Psychiatry-Family Medicine	6	10	0	38	49	9	10	90.0	100.0
Psychiatry-Neurology	4	5	0	9	21	3	5	60.0	100.0
Radiation Oncology	6	12	0	83	133	7	12	58.3	100.0
Radiology-Diagnostic	34	145	3	743	1,171	79	142	54.5	97.9
Surgery (Categorical)	363	1,717	5	1,480	3,164	1,070	1,712	62.3	99.7
Surgery-Preliminary (PGY-1 Only)	251	1,152	549	969	2,018	248	603	21.5	52.3
Thoracic Surgery	34	48	0	80	114	45	48	93.8	100.0
Transitional (PGY-1 Only)	217	1,747	231	2,893	4,746	1,034	1,516	59.2	86.8
Vascular Surgery	79	100	1	93	163	77	99	77.0	99.0
Total PGY-1	5,596	38,494	2,510	29,496	66,818	18,465	35,984	48.0	93.5

PGY-2 and Physician (R) Positions on next page

Table 1A Match Summary for U.S MD Seniors, 2024 (Continued)

	No. of Programs	No. of Positions		No. of Applicants*		No. of Matches*		% Filled	
Specialty		Offered	Unfilled	MD Seniors	Total	MD Seniors	Total	MD Seniors	Total
<u>PGY-2 Positions</u>									
Anesthesiology	52	305	0	1,227	2,011	209	305	68.5	100.0
Child Neurology	4	6	0	46	75	2	6	33.3	100.0
Dermatology	147	517	5	624	939	405	512	78.3	99.0
Interventional Radiology (Integrated)	68	137	2	215	349	111	135	81.0	98.5
Neurodevelopmental Disabilities	2	2	0	9	12	2	2	100.0	100.0
Neurology	40	225	3	499	1,037	142	222	63.1	98.7
Nuclear Medicine	2	3	0	1	13	1	3	33.3	100.0
Physical Medicine & Rehab	69	336	2	346	796	178	334	53.0	99.4
Radiation Oncology	80	175	12	127	237	114	163	65.1	93.1
Radiology-Diagnostic	170	1,017	1	1,086	1,880	717	1,016	70.5	99.9
Radiology-Nuclear Med	3	3	0	14	34	1	3	33.3	100.0
Total PGY-2	637	2,726	25	4,194	7,383	1,882	2,701	69.0	99.1
<u>Physician (R) Positions**</u>									
Anesthesiology	58	135	1	0	422	0	134	0.0	99.3
Child Neurology	18	22	13	0	10	0	9	0.0	40.9
Dermatology	21	29	0	0	125	0	29	0.0	100.0
Interventional Radiology (Integrated)	2	2	0	0	22	0	2	0.0	100.0
Neurology	16	23	0	0	52	0	23	0.0	100.0
Osteo Neuromusculoskeletal Med	3	10	8	0	5	0	2	0.0	20.0
Physical Medicine & Rehab	11	22	2	0	55	0	20	0.0	90.9
Radiation Oncology	13	16	3	0	33	0	13	0.0	81.3
Radiology-Diagnostic	20	24	0	0	148	0	24	0.0	100.0
Total Physician (R)	162	283	27	0	872	0	256	0.0	90.5
GRAND TOTAL	6,395	41,503	2,562	33,690	75,073	20,347	38,941	49.0	93.8

* Applicants can rank multiple specialties. As an example, in 2024, 2,000 applicants matched to either a PGY-1 or a PGY-2 Advanced Anesthesiology positions; of those applicants, 1,401 were U.S. MD seniors.

** Physician (R) positions are PGY-2 positions starting in the year of the Match that are reserved for applicants who have had prior graduate medical education. Physician positions are not available to senior medical students.

Table 1B Match Summary for U.S. DO Seniors, 2024

	No. of Programs	No. of Positions		No. of Applicants*		No. of Matches*		% Filled	
Specialty		Offered	Unfilled	DO Seniors	Total	DO Seniors	Total	DO Seniors	Total
PGY-1 Positions									
Anesthesiology	178	1,695	0	566	3,034	284	1,695	16.8	100.0
Child Neurology	79	184	7	36	271	22	177	12.0	96.2
Dermatology	14	30	0	42	295	5	30	16.7	100.0
Emergency Med-Anesthesiology	1	2	1	0	11	0	1	0.0	50.0
Emergency Med-Family Med	3	7	0	10	31	3	7	42.9	100.0
Emergency Medicine	292	3,026	135	1,171	3,574	1,047	2,891	34.6	95.5
Family Medicine	796	5,213	636	1,912	7,081	1,490	4,577	28.6	87.8
Family Med-Preventive Med	1	1	0	1	8	0	1	0.0	100.0
Internal Medicine (Categorical)	707	10,261	494	2,239	15,451	1,783	9,767	17.4	95.2
Interventional Radiology (Integrated)	28	51	1	46	293	6	50	11.8	98.0
Medicine-Anesthesiology	1	1	0	0	5	0	1	0.0	100.0
Medicine-Dermatology	5	8	0	0	34	0	8	0.0	100.0
Medicine-Emergency Med	12	31	0	43	109	9	31	29.0	100.0
Medicine-Medical Genetics	4	2	0	0	13	0	2	0.0	100.0
Medicine-Pediatrics	77	390	0	67	644	30	390	7.7	100.0
Medicine-Preliminary (PGY-1 Only)	329	1,640	133	791	5,890	121	1,507	7.4	91.9
Medicine-Preventive Med	5	6	0	6	102	1	6	16.7	100.0
Medicine-Primary	91	420	4	332	2,034	44	416	10.5	99.0
Medicine-Psychiatry	13	26	0	10	97	1	26	3.8	100.0
Neurodevelopmental Disabilities	4	6	0	2	21	2	6	33.3	100.0
Neurological Surgery	116	241	0	15	423	3	241	1.2	100.0
Neurology	148	878	1	232	1,676	144	877	16.4	99.9
OB/GYN-Preliminary (PGY-1 Only)	16	18	6	24	237	1	12	5.6	66.7
Obstetrics-Gynecology	291	1,539	6	458	2,143	291	1,533	18.9	99.6
Orthopaedic Surgery	218	916	1	256	1,492	117	915	12.8	99.9
Osteo Neuromusculoskeletal Med	8	24	16	12	17	6	8	25.0	33.3
Otolaryngology	138	382	1	43	513	26	381	6.8	99.7
Pathology	177	628	7	118	1,047	89	621	14.2	98.9
Pediatrics (Categorical)	251	3,078	251	664	3,531	591	2,827	19.2	91.8
Pediatrics-Anesthesiology	5	8	0	0	25	0	8	0.0	100.0
Pediatrics-Emergency Med	4	8	0	8	29	3	8	37.5	100.0
Pediatrics-Medical Genetics	22	31	5	1	45	1	26	3.2	83.9
Pediatrics-P M & R	3	4	0	3	15	1	4	25.0	100.0
Pediatrics-Preliminary	16	21	3	19	161	2	18	9.5	85.7
Pediatrics-Primary	12	61	1	74	525	10	60	16.4	98.4
Peds/Psych/Child Psych	11	28	0	12	75	2	28	7.1	100.0
Physical Medicine & Rehab	52	219	0	287	749	88	219	40.2	100.0
Plastic Surgery (Integrated)	92	213	0	16	362	3	213	1.4	100.0
Psychiatry	382	2,261	12	672	3,176	500	2,249	22.1	99.5
Psychiatry-Family Medicine	6	10	0	7	49	0	10	0.0	100.0
Psychiatry-Neurology	4	5	0	3	21	1	5	20.0	100.0
Radiation Oncology	6	12	0	14	133	2	12	16.7	100.0
Radiology-Diagnostic	34	145	3	207	1,171	38	142	26.2	97.9
Surgery (Categorical)	363	1,717	5	461	3,164	274	1,712	16.0	99.7
Surgery-Preliminary (PGY-1 Only)	251	1,152	549	254	2,018	57	603	4.9	52.3
Thoracic Surgery	34	48	0	5	114	1	48	2.1	100.0
Transitional (PGY-1 Only)	217	1,747	231	960	4,746	305	1,516	17.5	86.8
Vascular Surgery	79	100	1	13	163	8	99	8.0	99.0
Total PGY-1	5,596	38,494	2,510	12,112	66,818	7,412	35,984	19.3	93.5

PGY-2 and Physician (R) Positions on next page

Table 1B Match Summary for U.S. DO Seniors, 2024 (Continued)

Specialty	No. of Programs	No. of Positions		No. of Applicants*		No. of Matches*		% Filled	
		Offered	Unfilled	DO Seniors	Total	DO Seniors	Total	DO Seniors	Total
<u>PGY-2 Positions</u>									
Anesthesiology	52	305	0	316	2,011	28	305	9.2	100.0
Child Neurology	4	6	0	14	75	2	6	33.3	100.0
Dermatology	147	517	5	86	939	35	512	6.8	99.0
Interventional Radiology (Integrated)	68	137	2	53	349	14	135	10.2	98.5
Neurodevelopmental Disabilities	2	2	0	2	12	0	2	0.0	100.0
Neurology	40	225	3	136	1,037	30	222	13.3	98.7
Nuclear Medicine	2	3	0	0	13	0	3	0.0	100.0
Physical Medicine & Rehab	69	336	2	289	796	114	334	33.9	99.4
Radiation Oncology	80	175	12	21	237	13	163	7.4	93.1
Radiology-Diagnostic	170	1,017	1	273	1,880	122	1,016	12.0	99.9
Radiology-Nuclear Med	3	3	0	1	34	1	3	33.3	100.0
Total PGY-2	637	2,726	25	1,191	7,383	359	2,701	13.2	99.1
<u>Physician (R) Positions**</u>									
Anesthesiology	58	135	1	0	422	0	134	0.0	99.3
Child Neurology	18	22	13	0	10	0	9	0.0	40.9
Dermatology	21	29	0	0	125	0	29	0.0	100.0
Interventional Radiology (Integrated)	2	2	0	0	22	0	2	0.0	100.0
Neurology	16	23	0	0	52	0	23	0.0	100.0
Osteo Neuromusculoskeletal Med	3	10	8	0	5	0	2	0.0	20.0
Physical Medicine & Rehab	11	22	2	0	55	0	20	0.0	90.9
Radiation Oncology	13	16	3	0	33	0	13	0.0	81.3
Radiology-Diagnostic	20	24	0	0	148	0	24	0.0	100.0
Total Physician (R)	162	283	27	0	872	0	256	0.0	90.5
GRAND TOTAL	6,395	41,503	2,562	13,303	75,073	7,771	38,941	18.7	93.8

* Applicants can rank multiple specialties. As an example, in 2024, 2,000 applicants matched to either a PGY-1 or a PGY-2 Advanced Anesthesiology positions; of those applicants, 312 were U.S. DO seniors.

** Physician (R) positions are PGY-2 positions starting in the year of the Match that are reserved for applicants who have had prior graduate medical education. Physician positions are not available to senior medical students.

Table 1C Match Summary for U.S. MD Graduates, 2024

Specialty	No. of Programs	No. of Positions		No. of Applicants*		No. of Matches*		% Filled	
		Offered	Unfilled	MD Grads	Total	MD Grads	Total	MD Grads	Total
PGY-1 Positions									
Anesthesiology	178	1,695	0	270	3,034	64	1,695	3.8	100.0
Child Neurology	79	184	7	2	271	0	177	0.0	96.2
Dermatology	14	30	0	10	295	0	30	0.0	100.0
Emergency Med-Anesthesiology	1	2	1	0	11	0	1	0.0	50.0
Emergency Med-Family Med	3	7	0	0	31	0	7	0.0	100.0
Emergency Medicine	292	3,026	135	105	3,574	64	2,891	2.1	95.5
Family Medicine	796	5,213	636	156	7,081	68	4,577	1.3	87.8
Family Med-Preventive Med	1	1	0	0	8	0	1	0.0	100.0
Internal Medicine (Categorical)	707	10,261	494	309	15,451	132	9,767	1.3	95.2
Interventional Radiology (Integrated)	28	51	1	13	293	1	50	2.0	98.0
Medicine-Anesthesiology	1	1	0	0	5	0	1	0.0	100.0
Medicine-Dermatology	5	8	0	5	34	1	8	12.5	100.0
Medicine-Emergency Med	12	31	0	0	109	0	31	0.0	100.0
Medicine-Medical Genetics	4	2	0	0	13	0	2	0.0	100.0
Medicine-Pediatrics	77	390	0	3	644	0	390	0.0	100.0
Medicine-Preliminary (PGY-1 Only)	329	1,640	133	105	5,890	16	1,507	1.0	91.9
Medicine-Preventive Med	5	6	0	3	102	0	6	0.0	100.0
Medicine-Primary	91	420	4	44	2,034	5	416	1.2	99.0
Medicine-Psychiatry	13	26	0	1	97	0	26	0.0	100.0
Neurodevelopmental Disabilities	4	6	0	0	21	0	6	0.0	100.0
Neurological Surgery	116	241	0	38	423	13	241	5.4	100.0
Neurology	148	878	1	29	1,676	7	877	0.8	99.9
OB/GYN-Preliminary (PGY-1 Only)	16	18	6	4	237	0	12	0.0	66.7
Obstetrics-Gynecology	291	1,539	6	68	2,143	33	1,533	2.1	99.6
Orthopaedic Surgery	218	916	1	138	1,492	53	915	5.8	99.9
Osteo Neuromusculoskeletal Med	8	24	16	0	17	0	8	0.0	33.3
Otolaryngology	138	382	1	21	513	8	381	2.1	99.7
Pathology	177	628	7	45	1,047	24	621	3.8	98.9
Pediatrics (Categorical)	251	3,078	251	48	3,531	30	2,827	1.0	91.8
Pediatrics-Anesthesiology	5	8	0	0	25	0	8	0.0	100.0
Pediatrics-Emergency Med	4	8	0	0	29	0	8	0.0	100.0
Pediatrics-Medical Genetics	22	31	5	0	45	0	26	0.0	83.9
Pediatrics-P M & R	3	4	0	1	15	0	4	0.0	100.0
Pediatrics-Preliminary	16	21	3	2	161	0	18	0.0	85.7
Pediatrics-Primary	12	61	1	1	525	0	60	0.0	98.4
Peds/Psych/Child Psych	11	28	0	1	75	0	28	0.0	100.0
Physical Medicine & Rehab	52	219	0	31	749	4	219	1.8	100.0
Plastic Surgery (Integrated)	92	213	0	36	362	12	213	5.6	100.0
Psychiatry	382	2,261	12	108	3,176	45	2,249	2.0	99.5
Psychiatry-Family Medicine	6	10	0	1	49	0	10	0.0	100.0
Psychiatry-Neurology	4	5	0	2	21	0	5	0.0	100.0
Radiation Oncology	6	12	0	6	133	0	12	0.0	100.0
Radiology-Diagnostic	34	145	3	56	1,171	4	142	2.8	97.9
Surgery (Categorical)	363	1,717	5	341	3,164	143	1,712	8.3	99.7
Surgery-Preliminary (PGY-1 Only)	251	1,152	549	47	2,018	13	603	1.1	52.3
Thoracic Surgery	34	48	0	8	114	2	48	4.2	100.0
Transitional (PGY-1 Only)	217	1,747	231	75	4,746	17	1,516	1.0	86.8
Vascular Surgery	79	100	1	10	163	1	99	1.0	99.0
Total PGY-1	5,596	38,494	2,510	2,143	66,818	760	35,984	2.0	93.5

PGY-2 and Physician (R) Positions on next page

Table 1C Match Summary for U.S. MD Graduates, 2024 (Continued)

Specialty	No. of Programs	No. of Positions		No. of Applicants*		No. of Matches*		% Filled	
		Offered	Unfilled	MD Grads	Total	MD Grads	Total	MD Grads	Total
<u>PGY-2 Positions</u>									
Anesthesiology	52	305	0	211	2,011	19	305	6.2	100.0
Child Neurology	4	6	0	0	75	0	6	0.0	100.0
Dermatology	147	517	5	146	939	52	512	10.1	99.0
Interventional Radiology (Integrated)	68	137	2	21	349	2	135	1.5	98.5
Neurodevelopmental Disabilities	2	2	0	0	12	0	2	0.0	100.0
Neurology	40	225	3	20	1,037	2	222	0.9	98.7
Nuclear Medicine	2	3	0	4	13	2	3	66.7	100.0
Physical Medicine & Rehab	69	336	2	46	796	15	334	4.5	99.4
Radiation Oncology	80	175	12	26	237	9	163	5.1	93.1
Radiology-Diagnostic	170	1,017	1	174	1,880	69	1,016	6.8	99.9
Radiology-Nuclear Med	3	3	0	1	34	0	3	0.0	100.0
Total PGY-2	637	2,726	25	649	7,383	170	2,701	6.2	99.1
<u>Physician (R) Positions**</u>									
Anesthesiology	58	135	1	258	422	95	134	70.4	99.3
Child Neurology	18	22	13	3	10	3	9	13.6	40.9
Dermatology	21	29	0	87	125	18	29	62.1	100.0
Interventional Radiology (Integrated)	2	2	0	11	22	1	2	50.0	100.0
Neurology	16	23	0	15	52	7	23	30.4	100.0
Osteo Neuromusculoskeletal Med	3	10	8	0	5	0	2	0.0	20.0
Physical Medicine & Rehab	11	22	2	22	55	9	20	40.9	90.9
Radiation Oncology	13	16	3	15	33	8	13	50.0	81.3
Radiology-Diagnostic	20	24	0	92	148	15	24	62.5	100.0
Total Physician (R)	162	283	27	503	872	156	256	55.1	90.5
GRAND TOTAL	6,395	41,503	2,562	3,295	75,073	1,086	38,941	2.6	93.8

* Applicants can rank multiple specialties. As an example, in 2024, 2,134 applicants matched to either a PGY-1 or a PGY-2 Anesthesiology positions; of those applicants, 178 were U.S. MD Graduates.

** Physician (R) positions are PGY-2 positions starting in the year of the Match that are reserved for applicants who have had prior graduate medical education. Physician positions are not available to senior medical students.

Table 1D Match Summary for U.S. DO Graduates, 2024

Specialty	No. of Programs	No. of Positions		No. of Applicants*		No. of Matches*		% Filled	
		Offered	Unfilled	DO Grads	Total	DO Grads	Total	DO Grads	Total
PGY-1 Positions									
Anesthesiology	178	1,695	0	90	3,034	19	1,695	1.1	100.0
Child Neurology	79	184	7	0	271	0	177	0.0	96.2
Dermatology	14	30	0	1	295	0	30	0.0	100.0
Emergency Med-Anesthesiology	1	2	1	0	11	0	1	0.0	50.0
Emergency Med-Family Med	3	7	0	0	31	0	7	0.0	100.0
Emergency Medicine	292	3,026	135	77	3,574	47	2,891	1.6	95.5
Family Medicine	796	5,213	636	117	7,081	44	4,577	0.8	87.8
Family Med-Preventive Med	1	1	0	0	8	0	1	0.0	100.0
Internal Medicine (Categorical)	707	10,261	494	151	15,451	59	9,767	0.6	95.2
Interventional Radiology (Integrated)	28	51	1	5	293	0	50	0.0	98.0
Medicine-Anesthesiology	1	1	0	0	5	0	1	0.0	100.0
Medicine-Dermatology	5	8	0	0	34	0	8	0.0	100.0
Medicine-Emergency Med	12	31	0	1	109	0	31	0.0	100.0
Medicine-Medical Genetics	4	2	0	0	13	0	2	0.0	100.0
Medicine-Pediatrics	77	390	0	3	644	1	390	0.3	100.0
Medicine-Preliminary (PGY-1 Only)	329	1,640	133	22	5,890	3	1,507	0.2	91.9
Medicine-Preventive Med	5	6	0	0	102	0	6	0.0	100.0
Medicine-Primary	91	420	4	8	2,034	0	416	0.0	99.0
Medicine-Psychiatry	13	26	0	0	97	0	26	0.0	100.0
Neurodevelopmental Disabilities	4	6	0	0	21	0	6	0.0	100.0
Neurological Surgery	116	241	0	6	423	1	241	0.4	100.0
Neurology	148	878	1	18	1,676	1	877	0.1	99.9
OB/GYN-Preliminary (PGY-1 Only)	16	18	6	3	237	0	12	0.0	66.7
Obstetrics-Gynecology	291	1,539	6	21	2,143	10	1,533	0.6	99.6
Orthopaedic Surgery	218	916	1	33	1,492	11	915	1.2	99.9
Osteo Neuromusculoskeletal Med	8	24	16	4	17	2	8	8.3	33.3
Otolaryngology	138	382	1	0	513	0	381	0.0	99.7
Pathology	177	628	7	15	1,047	13	621	2.1	98.9
Pediatrics (Categorical)	251	3,078	251	19	3,531	11	2,827	0.4	91.8
Pediatrics-Anesthesiology	5	8	0	0	25	0	8	0.0	100.0
Pediatrics-Emergency Med	4	8	0	0	29	0	8	0.0	100.0
Pediatrics-Medical Genetics	22	31	5	1	45	0	26	0.0	83.9
Pediatrics-P M & R	3	4	0	0	15	0	4	0.0	100.0
Pediatrics-Preliminary	16	21	3	0	161	0	18	0.0	85.7
Pediatrics-Primary	12	61	1	1	525	0	60	0.0	98.4
Peds/Psych/Child Psych	11	28	0	0	75	0	28	0.0	100.0
Physical Medicine & Rehab	52	219	0	16	749	2	219	0.9	100.0
Plastic Surgery (Integrated)	92	213	0	3	362	0	213	0.0	100.0
Psychiatry	382	2,261	12	36	3,176	15	2,249	0.7	99.5
Psychiatry-Family Medicine	6	10	0	0	49	0	10	0.0	100.0
Psychiatry-Neurology	4	5	0	0	21	0	5	0.0	100.0
Radiation Oncology	6	12	0	1	133	0	12	0.0	100.0
Radiology-Diagnostic	34	145	3	25	1,171	0	142	0.0	97.9
Surgery (Categorical)	363	1,717	5	108	3,164	47	1,712	2.7	99.7
Surgery-Preliminary (PGY-1 Only)	251	1,152	549	17	2,018	4	603	0.3	52.3
Thoracic Surgery	34	48	0	1	114	0	48	0.0	100.0
Transitional (PGY-1 Only)	217	1,747	231	20	4,746	2	1,516	0.1	86.8
Vascular Surgery	79	100	1	6	163	1	99	1.0	99.0
Total PGY-1	5,596	38,494	2,510	829	66,818	293	35,984	0.8	93.5

PGY-2 and Physician (R) Positions on next page

Table 1D Match Summary for U.S. DO Graduates, 2024 (Continued)

Specialty	No. of Programs	No. of Positions		No. of Applicants*		No. of Matches*		% Filled	
		Offered	Unfilled	DO Grads	Total	DO Grads	Total	DO Grads	Total
<u>PGY-2 Positions</u>									
Anesthesiology	52	305	0	61	2,011	13	305	4.3	100.0
Child Neurology	4	6	0	0	75	0	6	0.0	100.0
Dermatology	147	517	5	26	939	5	512	1.0	99.0
Interventional Radiology (Integrated)	68	137	2	10	349	0	135	0.0	98.5
Neurodevelopmental Disabilities	2	2	0	0	12	0	2	0.0	100.0
Neurology	40	225	3	11	1,037	2	222	0.9	98.7
Nuclear Medicine	2	3	0	2	13	0	3	0.0	100.0
Physical Medicine & Rehab	69	336	2	33	796	5	334	1.5	99.4
Radiation Oncology	80	175	12	6	237	2	163	1.1	93.1
Radiology-Diagnostic	170	1,017	1	47	1,880	16	1,016	1.6	99.9
Radiology-Nuclear Med	3	3	0	1	34	0	3	0.0	100.0
Total PGY-2	637	2,726	25	197	7,383	43	2,701	1.6	99.1
<u>Physician (R) Positions**</u>									
Anesthesiology	58	135	1	82	422	26	134	19.3	99.3
Child Neurology	18	22	13	1	10	1	9	4.5	40.9
Dermatology	21	29	0	23	125	8	29	27.6	100.0
Interventional Radiology (Integrated)	2	2	0	6	22	0	2	0.0	100.0
Neurology	16	23	0	10	52	3	23	13.0	100.0
Osteo Neuromusculoskeletal Med	3	10	8	5	5	2	2	20.0	20.0
Physical Medicine & Rehab	11	22	2	24	55	9	20	40.9	90.9
Radiation Oncology	13	16	3	7	33	2	13	12.5	81.3
Radiology-Diagnostic	20	24	0	27	148	4	24	16.7	100.0
Total Physician (R)	162	283	27	185	872	55	256	19.4	90.5
GRAND TOTAL	6,395	41,503	2,562	1,211	75,073	391	38,941	0.9	93.8

* Applicants can rank multiple specialties. As an example, in 2024, 2,134 applicants matched to either a PGY-1 or a PGY-2 Anesthesiology positions; of those applicants, 58 were U.S. DO Graduates.

** Physician (R) positions are PGY-2 positions starting in the year of the Match that are reserved for applicants who have had prior graduate medical education. Physician positions are not available to senior medical students.

Table 1E Match Summary for U.S. IMGs, 2024

Specialty	No. of Programs	No. of Positions		No. of Applicants*		No. of Matches*		% Filled	
		Offered	Unfilled	US IMGs	Total	US IMGs	Total	US IMGs	Total
PGY-1 Positions									
Anesthesiology	178	1,695	0	181	3,034	56	1,695	3.3	100.0
Child Neurology	79	184	7	17	271	3	177	1.6	96.2
Dermatology	14	30	0	4	295	0	30	0.0	100.0
Emergency Med-Anesthesiology	1	2	1	0	11	0	1	0.0	50.0
Emergency Med-Family Med	3	7	0	2	31	0	7	0.0	100.0
Emergency Medicine	292	3,026	135	486	3,574	325	2,891	10.7	95.5
Family Medicine	796	5,213	636	1,469	7,081	748	4,577	14.3	87.8
Family Med-Preventive Med	1	1	0	1	8	0	1	0.0	100.0
Internal Medicine (Categorical)	707	10,261	494	2,140	15,451	1,089	9,767	10.6	95.2
Interventional Radiology (Integrated)	28	51	1	15	293	2	50	3.9	98.0
Medicine-Anesthesiology	1	1	0	0	5	0	1	0.0	100.0
Medicine-Dermatology	5	8	0	0	34	0	8	0.0	100.0
Medicine-Emergency Med	12	31	0	9	109	1	31	3.2	100.0
Medicine-Medical Genetics	4	2	0	3	13	0	2	0.0	100.0
Medicine-Pediatrics	77	390	0	28	644	7	390	1.8	100.0
Medicine-Preliminary (PGY-1 Only)	329	1,640	133	347	5,890	60	1,507	3.7	91.9
Medicine-Preventive Med	5	6	0	10	102	0	6	0.0	100.0
Medicine-Primary	91	420	4	237	2,034	34	416	8.1	99.0
Medicine-Psychiatry	13	26	0	10	97	0	26	0.0	100.0
Neurodevelopmental Disabilities	4	6	0	3	21	0	6	0.0	100.0
Neurological Surgery	116	241	0	12	423	4	241	1.7	100.0
Neurology	148	878	1	129	1,676	55	877	6.3	99.9
OB/GYN-Preliminary (PGY-1 Only)	16	18	6	16	237	2	12	11.1	66.7
Obstetrics-Gynecology	291	1,539	6	143	2,143	53	1,533	3.4	99.6
Orthopaedic Surgery	218	916	1	34	1,492	6	915	0.7	99.9
Osteo Neuromusculoskeletal Med	8	24	16	1	17	0	8	0.0	33.3
Otolaryngology	138	382	1	10	513	3	381	0.8	99.7
Pathology	177	628	7	151	1,047	61	621	9.7	98.9
Pediatrics (Categorical)	251	3,078	251	336	3,531	230	2,827	7.5	91.8
Pediatrics-Anesthesiology	5	8	0	2	25	0	8	0.0	100.0
Pediatrics-Emergency Med	4	8	0	4	29	0	8	0.0	100.0
Pediatrics-Medical Genetics	22	31	5	3	45	1	26	3.2	83.9
Pediatrics-P M & R	3	4	0	0	15	0	4	0.0	100.0
Pediatrics-Preliminary	16	21	3	4	161	1	18	4.8	85.7
Pediatrics-Primary	12	61	1	49	525	5	60	8.2	98.4
Peds/Psych/Child Psych	11	28	0	3	75	0	28	0.0	100.0
Physical Medicine & Rehab	52	219	0	37	749	5	219	2.3	100.0
Plastic Surgery (Integrated)	92	213	0	17	362	2	213	0.9	100.0
Psychiatry	382	2,261	12	396	3,176	178	2,249	7.9	99.5
Psychiatry-Family Medicine	6	10	0	3	49	1	10	10.0	100.0
Psychiatry-Neurology	4	5	0	3	21	0	5	0.0	100.0
Radiation Oncology	6	12	0	5	133	0	12	0.0	100.0
Radiology-Diagnostic	34	145	3	42	1,171	7	142	4.8	97.9
Surgery (Categorical)	363	1,717	5	317	3,164	81	1,712	4.7	99.7
Surgery-Preliminary (PGY-1 Only)	251	1,152	549	239	2,018	80	603	6.9	52.3
Thoracic Surgery	34	48	0	3	114	0	48	0.0	100.0
Transitional (PGY-1 Only)	217	1,747	231	328	4,746	78	1,516	4.5	86.8
Vascular Surgery	79	100	1	10	163	3	99	3.0	99.0
Total PGY-1	5,596	38,494	2,510	7,259	66,818	3,181	35,984	8.3	93.5

PGY-2 and Physician (R) Positions on next page

Table 1E Match Summary for U.S. IMGs, 2024 (Continued)

Specialty	No. of Programs	No. of Positions		No. of Applicants*		No. of Matches*		% Filled	
		Offered	Unfilled	US IMGS	Total	US IMGS	Total	US IMGS	Total
<u>PGY-2 Positions</u>									
Anesthesiology	52	305	0	110	2,011	26	305	8.5	100.0
Child Neurology	4	6	0	2	75	1	6	16.7	100.0
Dermatology	147	517	5	24	939	6	512	1.2	99.0
Interventional Radiology (Integrated)	68	137	2	24	349	2	135	1.5	98.5
Neurodevelopmental Disabilities	2	2	0	0	12	0	2	0.0	100.0
Neurology	40	225	3	63	1,037	7	222	3.1	98.7
Nuclear Medicine	2	3	0	1	13	0	3	0.0	100.0
Physical Medicine & Rehab	69	336	2	41	796	12	334	3.6	99.4
Radiation Oncology	80	175	12	10	237	6	163	3.4	93.1
Radiology-Diagnostic	170	1,017	1	95	1,880	24	1,016	2.4	99.9
Radiology-Nuclear Med	3	3	0	5	34	1	3	33.3	100.0
Total PGY-2	637	2,726	25	375	7,383	85	2,701	3.1	99.1
<u>Physician (R) Positions**</u>									
Anesthesiology	58	135	1	43	422	8	134	5.9	99.3
Child Neurology	18	22	13	2	10	2	9	9.1	40.9
Dermatology	21	29	0	9	125	2	29	6.9	100.0
Interventional Radiology (Integrated)	2	2	0	4	22	0	2	0.0	100.0
Neurology	16	23	0	5	52	2	23	8.7	100.0
Osteo Neuromusculoskeletal Med	3	10	8	0	5	0	2	0.0	20.0
Physical Medicine & Rehab	11	22	2	7	55	2	20	9.1	90.9
Radiation Oncology	13	16	3	4	33	0	13	0.0	81.3
Radiology-Diagnostic	20	24	0	13	148	1	24	4.2	100.0
Total Physician (R)	162	283	27	87	872	17	256	6.0	90.5
GRAND TOTAL	6,395	41,503	2,562	7,721	75,073	3,283	38,941	7.9	93.8

* Applicants can rank multiple specialties. As an example, in 2024, 2,134 applicants matched to either a PGY-1 or a PGY-2 Anesthesiology positions; of those applicants, 70 were U.S. IMGs.

** Physician (R) positions are PGY-2 positions starting in the year of the Match that are reserved for applicants who have had prior graduate medical education. Physician positions are not available to senior medical students.

Table 1F Match Summary for Non-U.S. IMGs, 2024

	No. of Programs	No. of Positions		No. of Applicants*		No. of Matches*		% Filled	
Specialty		Offered	Unfilled	Non-U.S. IMGS	Total	Non-U.S. IMGS	Total	Non-U.S. IMGS	Total
PGY-1 Positions									
Anesthesiology	178	1,695	0	234	3,034	79	1,695	4.7	100.0
Child Neurology	79	184	7	66	271	18	177	9.8	96.2
Dermatology	14	30	0	9	295	1	30	3.3	100.0
Emergency Med-Anesthesiology	1	2	1	2	11	0	1	0.0	50.0
Emergency Med-Family Med	3	7	0	1	31	0	7	0.0	100.0
Emergency Medicine	292	3,026	135	349	3,574	123	2,891	4.1	95.5
Family Medicine	796	5,213	636	1,705	7,081	706	4,577	13.5	87.8
Family Med-Preventive Med	1	1	0	0	8	0	1	0.0	100.0
Internal Medicine (Categorical)	707	10,261	494	6,385	15,451	3,109	9,767	30.3	95.2
Interventional Radiology (Integrated)	28	51	1	27	293	1	50	2.0	98.0
Medicine-Anesthesiology	1	1	0	1	5	0	1	0.0	100.0
Medicine-Dermatology	5	8	0	1	34	0	8	0.0	100.0
Medicine-Emergency Med	12	31	0	4	109	0	31	0.0	100.0
Medicine-Medical Genetics	4	2	0	6	13	1	2	50.0	100.0
Medicine-Pediatrics	77	390	0	109	644	13	390	3.3	100.0
Medicine-Preliminary (PGY-1 Only)	329	1,640	133	876	5,890	132	1,507	8.0	91.9
Medicine-Preventive Med	5	6	0	65	102	3	6	50.0	100.0
Medicine-Primary	91	420	4	668	2,034	92	416	21.9	99.0
Medicine-Psychiatry	13	26	0	17	97	1	26	3.8	100.0
Neurodevelopmental Disabilities	4	6	0	5	21	1	6	16.7	100.0
Neurological Surgery	116	241	0	53	423	16	241	6.6	100.0
Neurology	148	878	1	602	1,676	204	877	23.2	99.9
OB/GYN-Preliminary (PGY-1 Only)	16	18	6	18	237	2	12	11.1	66.7
Obstetrics-Gynecology	291	1,539	6	144	2,143	43	1,533	2.8	99.6
Orthopaedic Surgery	218	916	1	22	1,492	2	915	0.2	99.9
Osteo Neuromusculoskeletal Med	8	24	16	0	17	0	8	0.0	33.3
Otolaryngology	138	382	1	17	513	5	381	1.3	99.7
Pathology	177	628	7	422	1,047	171	621	27.2	98.9
Pediatrics (Categorical)	251	3,078	251	844	3,531	500	2,827	16.2	91.8
Pediatrics-Anesthesiology	5	8	0	2	25	1	8	12.5	100.0
Pediatrics-Emergency Med	4	8	0	0	29	0	8	0.0	100.0
Pediatrics-Medical Genetics	22	31	5	15	45	6	26	19.4	83.9
Pediatrics-P M & R	3	4	0	0	15	0	4	0.0	100.0
Pediatrics-Preliminary	16	21	3	18	161	1	18	4.8	85.7
Pediatrics-Primary	12	61	1	219	525	31	60	50.8	98.4
Peds/Psych/Child Psych	11	28	0	1	75	0	28	0.0	100.0
Physical Medicine & Rehab	52	219	0	29	749	6	219	2.7	100.0
Plastic Surgery (Integrated)	92	213	0	32	362	8	213	3.8	100.0
Psychiatry	382	2,261	12	399	3,176	185	2,249	8.2	99.5
Psychiatry-Family Medicine	6	10	0	0	49	0	10	0.0	100.0
Psychiatry-Neurology	4	5	0	4	21	1	5	20.0	100.0
Radiation Oncology	6	12	0	24	133	3	12	25.0	100.0
Radiology-Diagnostic	34	145	3	98	1,171	14	142	9.7	97.9
Surgery (Categorical)	363	1,717	5	454	3,164	97	1,712	5.6	99.7
Surgery-Preliminary (PGY-1 Only)	251	1,152	549	490	2,018	200	603	17.4	52.3
Thoracic Surgery	34	48	0	16	114	0	48	0.0	100.0
Transitional (PGY-1 Only)	217	1,747	231	470	4,746	80	1,516	4.6	86.8
Vascular Surgery	79	100	1	30	163	8	99	8.0	99.0
Total PGY-1	5,596	38,494	2,510	14,953	66,818	5,864	35,984	15.2	93.5

PGY-2 and Physician (R) Positions on next page

Table 1F Match Summary for Non-U.S. IMGs, 2024 (Continued)

	No. of Programs	No. of Positions		No. of Applicants*		No. of Matches*		% Filled	
Specialty		Offered	Unfilled	Non-U.S. IMGS	Total	Non-U.S. IMGS	Total	Non-U.S. IMGS	Total
<u>PGY-2 Positions</u>									
Anesthesiology	52	305	0	85	2,011	10	305	3.3	100.0
Child Neurology	4	6	0	13	75	1	6	16.7	100.0
Dermatology	147	517	5	33	939	9	512	1.7	99.0
Interventional Radiology (Integrated)	68	137	2	26	349	6	135	4.4	98.5
Neurodevelopmental Disabilities	2	2	0	1	12	0	2	0.0	100.0
Neurology	40	225	3	308	1,037	39	222	17.3	98.7
Nuclear Medicine	2	3	0	5	13	0	3	0.0	100.0
Physical Medicine & Rehab	69	336	2	41	796	10	334	3.0	99.4
Radiation Oncology	80	175	12	47	237	19	163	10.9	93.1
Radiology-Diagnostic	170	1,017	1	205	1,880	68	1,016	6.7	99.9
Radiology-Nuclear Med	3	3	0	12	34	0	3	0.0	100.0
Total PGY-2	637	2,726	25	776	7,383	162	2,701	5.9	99.1
<u>Physician (R) Positions**</u>									
Anesthesiology	58	135	1	39	422	5	134	3.7	99.3
Child Neurology	18	22	13	4	10	3	9	13.6	40.9
Dermatology	21	29	0	6	125	1	29	3.4	100.0
Interventional Radiology (Integrated)	2	2	0	1	22	1	2	50.0	100.0
Neurology	16	23	0	22	52	11	23	47.8	100.0
Osteo Neuromusculoskeletal Med	3	10	8	0	5	0	2	0.0	20.0
Physical Medicine & Rehab	11	22	2	2	55	0	20	0.0	90.9
Radiation Oncology	13	16	3	7	33	3	13	18.8	81.3
Radiology-Diagnostic	20	24	0	16	148	4	24	16.7	100.0
Total Physician (R)	162	283	27	97	872	28	256	9.9	90.5
GRAND TOTAL	6,395	41,503	2,562	15,826	75,073	6,054	38,941	14.6	93.8

* Applicants can rank multiple specialties. As an example, in 2024, 2,134 applicants matched to either a PGY-1 or a PGY-2 Anesthesiology positions; of those applicants, 94 were Non-U.S. IMGs.

** Physician (R) positions are PGY-2 positions starting in the year of the Match that are reserved for applicants who have had prior graduate medical education. Physician positions are not available to senior medical students.

Table 2

Table 2 shows the number of matches per specialty by applicant type. There was considerable variation in the numbers between applicant types. The data are described in more detail in Tables 10-12.

For example, the top five specialties to which U.S. MD seniors matched were:

- Internal Medicine (Categorical and Primary) (3,835)
- Family Medicine (1,521)
- Pediatrics (Categorical and Primary) (1,478)
- Anesthesiology (Categorical and Advanced) (1,401)
- Psychiatry (1,323)

For U.S. MD graduates, the top five specialties were:

- Anesthesiology (Categorical, Advanced, and Reserved) (178)
- Surgery (Categorical) (143)
- Internal Medicine (Categorical and Primary) (137)
- Radiology-Diagnostic (Categorical, Advanced, and Reserved) (88)
- Dermatology (70)

For U.S. DO seniors, the top five specialties were:

- Internal Medicine (Categorical and Primary) (1,827)
- Family Medicine (1,490)
- Emergency Medicine (1,047)
- Pediatrics (Categorical and Primary) (601)
- Psychiatry (500)

For U.S. DO graduates, the top five specialties were:

- Internal Medicine (Categorical and Primary) (59)
- Anesthesiology (Categorical, Advanced, and Reserved) (58)
- Emergency Medicine (47)
- Surgery (Categorical) (47)
- Family Medicine (44)

For U.S. citizen students and graduates of international medical schools (“U.S. IMG”), the top five specialties were:

- Internal Medicine (Categorical and Primary) (1,123)
- Family Medicine (748)
- Emergency Medicine (325)
- Pediatrics (Categorical and Primary) (235)
- Psychiatry (178)

For non-U.S. citizen students and graduates of international medical schools (“Non-U.S. IMG”), the top five specialties were:

- Internal Medicine (Categorical and Primary) (3,201)
- Family Medicine (706)
- Pediatrics (Categorical and Primary) (531)
- Neurology (254)
- Psychiatry (185)

Note: PGY-1 only tracks were not included in the above list.

Table 2 Matches by Specialty and Applicant Type, 2024

Specialty	Positions Offered	Positions Filled	Positions Unfilled	MD Senior	MD Grad	DO Senior	DO Grad	U.S. IMG	Non-U.S. IMG	Others
PGY- 1 Positions										
Anesthesiology	1,695	1,695	0	1,192	64	284	19	56	79	1
Child Neurology	184	177	7	133	0	22	0	3	18	1
Dermatology	30	30	0	24	0	5	0	0	1	0
Emergency Medicine	3,026	2,891	135	1,285	64	1,047	47	325	123	0
Emergency Med-Anesthesiology	2	1	1	1	0	0	0	0	0	0
Emergency Med-Family Med	7	7	0	4	0	3	0	0	0	0
Family Medicine	5,213	4,577	636	1,521	68	1,490	44	748	706	0
Family Med-Preventive Med	1	1	0	1	0	0	0	0	0	0
Internal Medicine (Categorical)	10,261	9,767	494	3,595	132	1,783	59	1,089	3,109	0
Medicine-Anesthesiology	1	1	0	1	0	0	0	0	0	0
Medicine-Dermatology	8	8	0	7	1	0	0	0	0	0
Medicine-Emergency Med	31	31	0	21	0	9	0	1	0	0
Medicine-Medical Genetics	2	2	0	1	0	0	0	0	1	0
Medicine-Pediatrics	390	390	0	339	0	30	1	7	13	0
Medicine-Preliminary (PGY-1 Only)	1,640	1,507	133	1,175	16	121	3	60	132	0
Medicine-Preventive Med	6	6	0	2	0	1	0	0	3	0
Medicine-Primary	420	416	4	240	5	44	0	34	92	1
Medicine-Psychiatry	26	26	0	24	0	1	0	0	1	0
Interventional Radiology (Integrated)	51	50	1	40	1	6	0	2	1	0
Neurodevelopmental Disabilities	6	6	0	3	0	2	0	0	1	0
Neurological Surgery	241	241	0	204	13	3	1	4	16	0
Neurology	878	877	1	466	7	144	1	55	204	0
Obstetrics-Gynecology	1,539	1,533	6	1,103	33	291	10	53	43	0
OB/GYN-Preliminary (PGY-1 Only)	18	12	6	7	0	1	0	2	2	0
Orthopedic Surgery	916	915	1	726	53	117	11	6	2	0
Osteo Neuromusculoskeletal Med	24	8	16	0	0	6	2	0	0	0
Otolaryngology	382	381	1	339	8	26	0	3	5	0
Pathology	628	621	7	263	24	89	13	61	171	0
Pediatrics (Categorical)	3,078	2,827	251	1,464	30	591	11	230	500	1
Pediatrics-Anesthesiology	8	8	0	7	0	0	0	0	1	0
Pediatrics-Emergency Med	8	8	0	5	0	3	0	0	0	0
Pediatrics-Medical Genetics	31	26	5	18	0	1	0	1	6	0
Pediatrics-P M & R	4	4	0	3	0	1	0	0	0	0
Pediatrics-Preliminary	21	18	3	14	0	2	0	1	1	0
Pediatrics-Primary	61	60	1	14	0	10	0	5	31	0
Peds/Psych/Child Psych	28	28	0	26	0	2	0	0	0	0
Physical Medicine & Rehab	219	219	0	114	4	88	2	5	6	0
Plastic Surgery (Integrated)	213	213	0	188	12	3	0	2	8	0
Psychiatry	2,261	2,249	12	1,323	45	500	15	178	185	3
Psychiatry-Family Medicine	10	10	0	9	0	0	0	1	0	0
Psychiatry-Neurology	5	5	0	3	0	1	0	0	1	0
Radiation Oncology	12	12	0	7	0	2	0	0	3	0
Radiology-Diagnostic	145	142	3	79	4	38	0	7	14	0
Surgery (Categorical)	1,717	1,712	5	1,070	143	274	47	81	97	0
Surgery-Preliminary (PGY-1 Only)	1,152	603	549	248	13	57	4	80	200	1
Thoracic Surgery	48	48	0	45	2	1	0	0	0	0
Transitional (PGY-1 Only)	1,747	1,516	231	1,034	17	305	2	78	80	0
Vascular Surgery	100	99	1	77	1	8	1	3	8	1
Total PGY-1	38,494	35,984	2,510	18,465	760	7,412	293	3,181	5,864	9

Table 2 Matches by Specialty and Applicant Type, 2024 (Continued)

Specialty	Positions Offered	Positions Filled	Positions Unfilled	MD Senior	MD Grad	DO Senior	DO Grad	U.S. IMG	Non-U.S. IMG	Others
<u>PGY- 2 Positions</u>										
Anesthesiology	305	305	0	209	19	28	13	26	10	0
Child Neurology	6	6	0	2	0	2	0	1	1	0
Dermatology	517	512	5	405	52	35	5	6	9	0
Interventional Radiology (Integrated)	137	135	2	111	2	14	0	2	6	0
Neurodevelopmental Disabilities	2	2	0	2	0	0	0	0	0	0
Neurology	225	222	3	142	2	30	2	7	39	0
Nuclear Medicine	3	3	0	1	2	0	0	0	0	0
Physical Medicine & Rehab	336	334	2	178	15	114	5	12	10	0
Radiation Oncology	175	163	12	114	9	13	2	6	19	0
Radiology-Diagnostic	1,017	1,016	1	717	69	122	16	24	68	0
Radiology-Nuclear Med	3	3	0	1	0	1	0	1	0	0
Total PGY-2	2,726	2,701	25	1,882	170	359	43	85	162	0
<u>Physician (R) Positions</u>										
Anesthesiology	135	134	1	0	95	0	26	8	5	0
Child Neurology	22	9	13	0	3	0	1	2	3	0
Dermatology	29	29	0	0	18	0	8	2	1	0
Interventional Radiology (Integrated)	2	2	0	0	1	0	0	0	1	0
Neurology	23	23	0	0	7	0	3	2	11	0
Osteo Neuromusculoskeletal Med	10	2	8	0	0	0	2	0	0	0
Physical Medicine & Rehab	22	20	2	0	9	0	9	2	0	0
Radiation Oncology	16	13	3	0	8	0	2	0	3	0
Radiology-Diagnostic	24	24	0	0	15	0	4	1	4	0
Total Physician (R)	283	256	27	0	156	0	55	17	28	0
GRAND TOTAL	41,503	38,941	2,562	20,347	1,086	7,771	391	3,283	6,054	9

Table 3

Table 3 shows the numbers of positions offered by specialty between 2020 and 2024. The 2024 Match offered 38,494 PGY-1 positions, an increase of 4,228 (12.3 percent) from 2020. The combined increase of PGY-1 and PGY-2 positions was 4,212 (11.3 percent) over 2020.

In 2024, the number of positions in Internal Medicine (Categorical, Primary), Family Medicine, Medicine-Pediatrics and Pediatrics (Categorical, Primary) was 19,423 an increase of 2,288 (13.4 percent) more than in 2020.

Specialties that have increased or decreased in matched applicants by at least 10 percent and 10 positions in the Match between 2020 and 2024 are highlighted in Table 3 with arrows.

Table 3

Positions Offered in the Match, 2020 - 2024

Specialty	2024		2023		2022		2021		2020	
	No.	%	No.	%	No.	%	No.	%	No.	%
PGY-1 Positions										
▲ Anesthesiology	1,695	4.4	1,609	4.3	1,509	4.2	1,460	4.1	1,370	4.0
▲ Child Neurology	184	0.5	177	0.5	166	0.5	159	0.5	159	0.5
Dermatology	30	0.1	29	0.1	30	0.1	30	0.1	31	0.1
▲ Emergency Medicine	3,026	7.9	3,010	8.0	2,921	8.1	2,840	8.1	2,665	7.8
Emergency Med-Anesthesiology	2	0.0	1	0.0	2	0.0	2	0.0	0	0.0
Emergency Med-Family Med	7	0.0	7	0.0	7	0.0	7	0.0	6	0.0
▲ Family Medicine	5,213	13.5	5,088	13.6	4,916	13.6	4,823	13.7	4,662	13.6
Family Medicine-ONMM	0	0.0	0	0.0	0	0.0	0	0.0	2	0.0
Family Med-Preventive Med	1	0.0	2	0.0	2	0.0	2	0.0	3	0.0
▲ Internal Medicine (Categorical)	10,261	26.7	9,725	26.0	9,380	25.9	9,024	25.6	8,697	25.4
Medicine-Anesthesiology	1	0.0	5	0.0	3	0.0	4	0.0	3	0.0
Medicine-Dermatology	8	0.0	8	0.0	8	0.0	8	0.0	6	0.0
Medicine-Emergency Med	31	0.1	31	0.1	31	0.1	31	0.1	30	0.1
Medicine-Medical Genetics	2	0.0	4	0.0	5	0.0	4	0.0	4	0.0
Medicine-Pediatrics	390	1.0	392	1.0	392	1.1	385	1.1	390	1.1
▼ Medicine-Preliminary (PGY-1 Only)	1,640	4.3	1,715	4.6	1,774	4.9	1,833	5.2	1,911	5.6
Medicine-Preventive Med	6	0.0	7	0.0	8	0.0	5	0.0	7	0.0
Medicine-Primary	420	1.1	453	1.2	429	1.2	441	1.3	430	1.3
Medicine-Psychiatry	26	0.1	26	0.1	24	0.1	24	0.1	23	0.1
▲ Interventional Radiology (Integrated)	51	0.1	51	0.1	45	0.1	41	0.1	38	0.1
Neurodevelopmental Disabilities	6	0.0	6	0.0	5	0.0	6	0.0	4	0.0
Neurological Surgery	241	0.6	243	0.6	240	0.7	234	0.7	232	0.7
▲ Neurology	878	2.3	846	2.3	772	2.1	715	2.0	682	2.0
Obstetrics-Gynecology	1,539	4.0	1,503	4.0	1,503	4.1	1,460	4.1	1,443	4.2
OB/GYN-Preliminary (PGY-1 Only)	18	0.0	18	0.0	18	0.0	18	0.1	18	0.1
Orthopedic Surgery	916	2.4	899	2.4	875	2.4	868	2.5	849	2.5
▲ Osteo Neuromusculoskeletal Med	24	0.1	22	0.1	16	0.0	12	0.0	10	0.0
Otolaryngology	382	1.0	373	1.0	361	1.0	350	1.0	350	1.0
Pathology	628	1.6	613	1.6	631	1.7	611	1.7	603	1.8
Pediatrics (Categorical)	3,078	8.0	2,986	8.0	2,942	8.1	2,901	8.2	2,864	8.4
Pediatrics-Anesthesiology	8	0.0	7	0.0	6	0.0	8	0.0	7	0.0
Pediatrics-Emergency Med	8	0.0	9	0.0	9	0.0	8	0.0	8	0.0
Pediatrics-Medical Genetics	31	0.1	25	0.1	30	0.1	27	0.1	22	0.1
Pediatrics-P M & R	4	0.0	4	0.0	3	0.0	2	0.0	4	0.0
Pediatrics-Preliminary	21	0.1	21	0.1	23	0.1	24	0.1	19	0.1
▼ Pediatrics-Primary	61	0.2	60	0.2	74	0.2	75	0.2	92	0.3
Peds/Psych/Child Psych	28	0.1	26	0.1	21	0.1	21	0.1	22	0.1
▲ Physical Medicine & Rehab	219	0.6	206	0.6	180	0.5	157	0.4	151	0.4
▲ Plastic Surgery (Integrated)	213	0.6	207	0.6	194	0.5	187	0.5	180	0.5
Preventive Medicine	0	0.0	0	0.0	0	0.0	0	0.0	1	0.0
▲ Psychiatry	2,261	5.9	2,164	5.8	2,047	5.6	1,907	5.4	1,858	5.4
Psychiatry-Family Medicine	10	0.0	10	0.0	10	0.0	12	0.0	12	0.0
Psychiatry-Neurology	5	0.0	3	0.0	4	0.0	4	0.0	2	0.0
Radiation Oncology	12	0.0	10	0.0	10	0.0	15	0.0	14	0.0
▲ Radiology-Diagnostic	145	0.4	143	0.4	132	0.4	122	0.3	123	0.4
▲ Surgery (Categorical)	1,717	4.5	1,670	4.5	1,622	4.5	1,569	4.5	1,536	4.5
Surgery-Preliminary (PGY-1 Only)	1,152	3.0	1,133	3.0	1,150	3.2	1,136	3.2	1,174	3.4
▲ Thoracic Surgery	48	0.1	49	0.1	47	0.1	46	0.1	38	0.1
▲ Transitional (PGY-1 Only)	1,747	4.5	1,736	4.6	1,616	4.5	1,497	4.3	1,436	4.2
▲ Vascular Surgery	100	0.3	93	0.2	84	0.2	79	0.2	75	0.2
TOTAL - PGY1	38,494	100	37,425	100	36,277	100	35,194	100	34,266	100

Table 3

Positions Offered in the Match, 2020 - 2024 (Continued)

Specialty	2024		2023		2022		2021		2020	
	No.	%	No.	%	No.	%	No.	%	No.	%
<u>PGY-2 Positions</u>										
▼ Anesthesiology	305	11.2	301	11.3	346	12.8	339	12.6	398	14.5
Child Neurology	6	0.2	6	0.2	7	0.3	8	0.3	9	0.3
Dermatology	517	19.0	499	18.7	492	18.1	477	17.7	478	17.4
▲ Interventional Radiology (Integrated)	137	5.0	125	4.7	123	4.5	121	4.5	118	4.3
Neurodevelopmental Disabilities	2	0.1	2	0.1	3	0.1	4	0.1	3	0.1
Neurology	225	8.3	218	8.2	233	8.6	254	9.4	244	8.9
Nuclear Medicine	3	0.1	4	0.1	1	0.0	1	0.0	1	0.0
Osteo Neuromusculoskeletal Med	0	0.0	2	0.1	2	0.1	7	0.3	7	0.3
Physical Medicine & Rehab	336	12.3	325	12.2	338	12.5	327	12.1	316	11.5
Radiation Oncology	175	6.4	181	6.8	166	6.1	173	6.4	175	6.4
Radiology-Diagnostic	1,017	37.3	1,006	37.7	997	36.8	986	36.5	990	36.1
Radiology-Nuclear Med	3	0.1	2	0.1	3	0.1	2	0.1	3	0.1
TOTAL - PGY2	2,726	100	2,671	100	2,711	100	2,699	100	2,742	100
<u>Physician (R) Positions</u>										
▲ Anesthesiology	135	47.7	137	49.1	114	52.5	94	44.1	116	46.8
Child Neurology	22	7.8	26	9.3	15	6.9	20	9.4	25	10.1
Dermatology	29	10.2	16	5.7	22	10.1	20	9.4	29	11.7
Interventional Radiology (Integrated)	2	0.7	2	0.7	1	0.5	2	0.9	0	0.0
Neurodevelopmental Disabilities	0	0.0	2	0.7	1	0.5	2	0.9	3	1.2
Neurology	23	8.1	27	9.7	9	4.1	21	9.9	20	8.1
Osteo Neuromusculoskeletal Med	10	3.5	6	2.2	6	2.8	2	0.9	6	2.4
Physical Medicine & Rehab	22	7.8	23	8.2	14	6.5	15	7.0	13	5.2
▲ Radiation Oncology	16	5.7	13	4.7	9	4.1	5	2.3	3	1.2
Radiology-Diagnostic	24	8.5	27	9.7	26	12.0	31	14.6	33	13.3
Radiology-Nuclear Med	0	0.0	0	0.0	0	0.0	1	0.5	0	0.0
TOTAL - Physician (R)	283	100	279	100	217	100	213	100	248	100
GRAND TOTAL	41,503	100	40,375	100	39,205	100	38,106	100	37,256	100

Figure 2 and Table 4

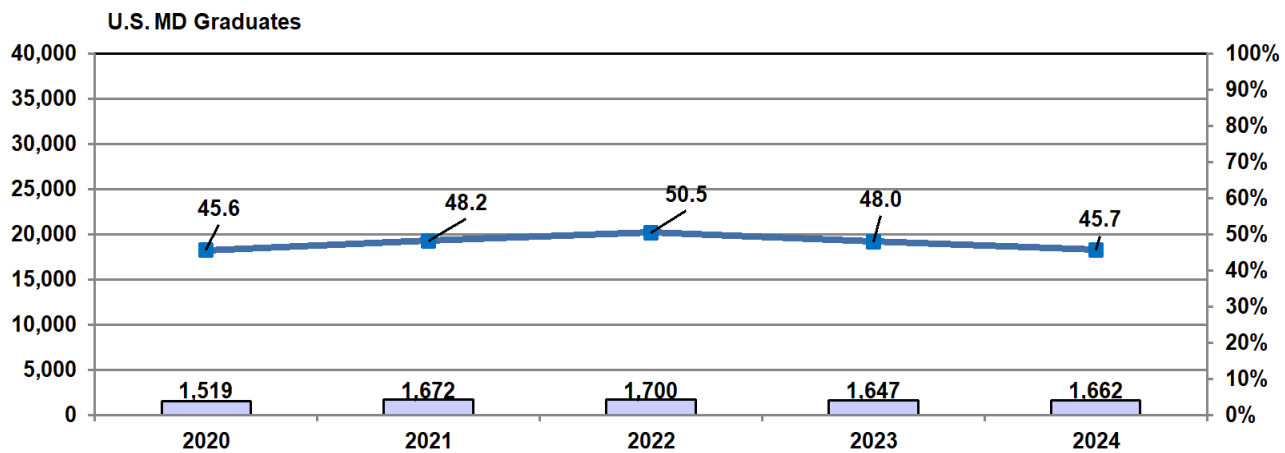
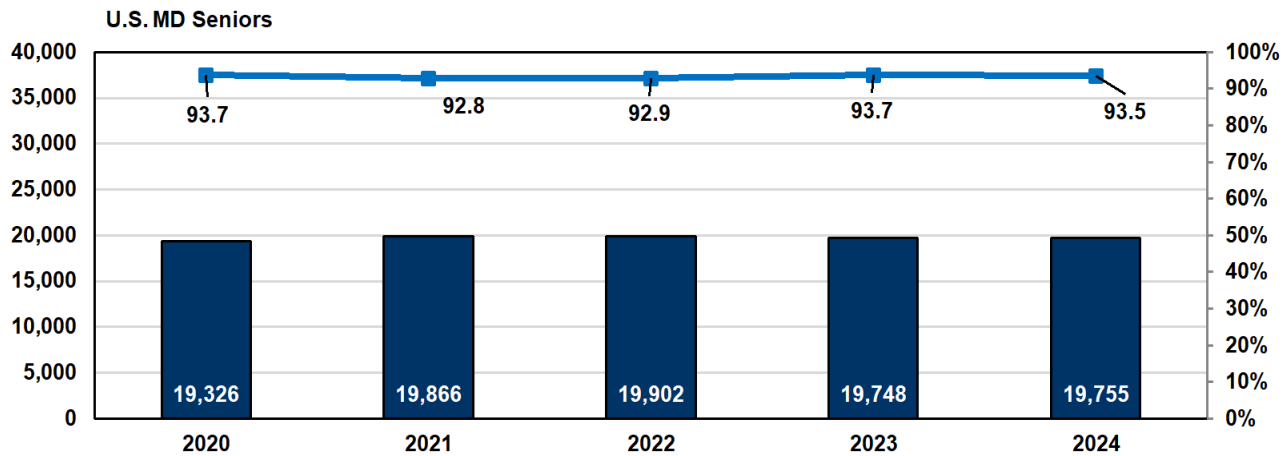
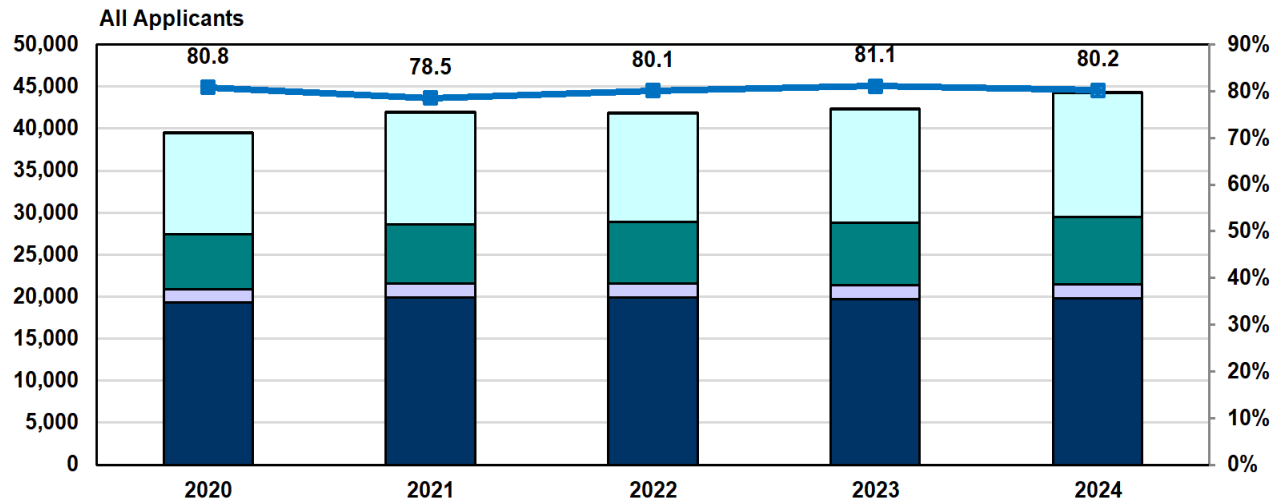
Trend data for different applicant groups are shown in Figure 2 and Table 4. The arrows in Table 4 indicate increases in the numbers of active applicants that were greater than the overall increase of 11.9 percent for all active applicants between 2020 and 2024.

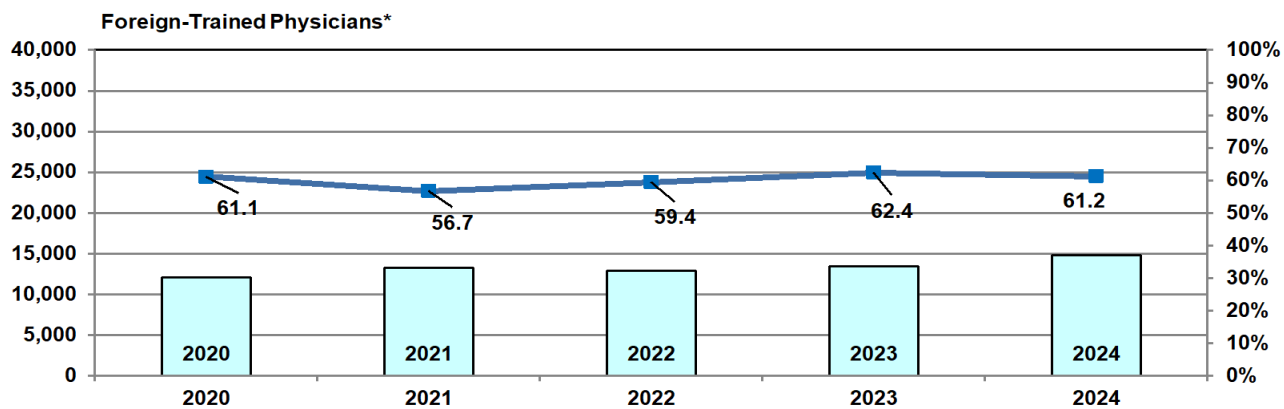
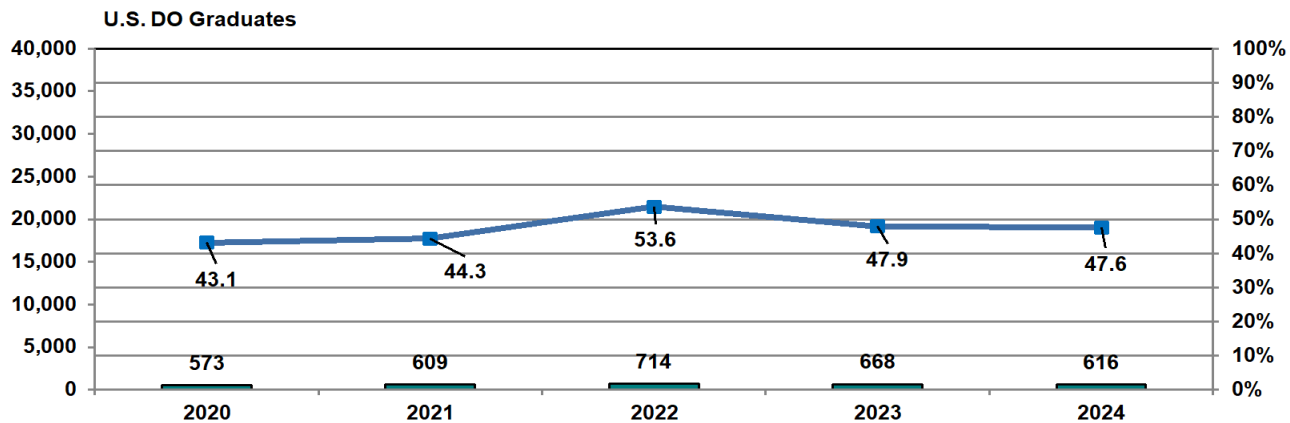
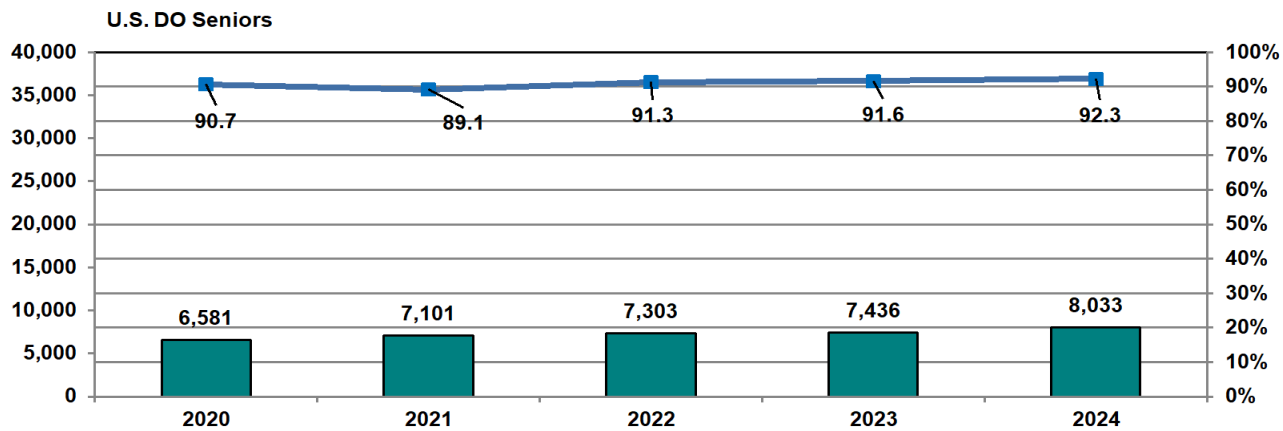
In 2024, the number of active applicants was 44,853, 4.4 percent (1,901) more than in 2023. The number of active U.S. DO seniors in 2024 was 8,033, 1,452 (22 percent) more than in 2020 (6,581). Growth in the numbers of U.S. DO seniors is the result of the transition to single accreditation completed in 2020 and the dissolution of the American Osteopathic Association (AOA) Match after the 2019 appointment year.

The number of applicants matched to PGY-1 positions grew across nearly all applicant groups. There were 18,465 U.S. MD seniors who obtained PGY-1 positions in the Match, a decrease of 33 MD seniors compared to 2023. There were 7,412 U.S. DO seniors who obtained PGY-1 positions in the Match, an increase of 600. There were 5,864 non-U.S. citizen international medical schools graduates who obtained PGY-1 positions in the Match, an increase of 832. In addition, there were 3,181 U.S. citizen students/graduates of international medical schools who obtained PGY-1 positions in the Match, a decrease of 175.

The overall 2024 PGY-1 match rate was 80.2 percent, 0.9 percentage points lower than 2023. The PGY-1 match rate for U.S. MD seniors (93.5 percent) was 0.2 percentage point lower than 2023 and consistent with the historical average of 92-95 percent. The PGY-1 match rate for U.S. MD graduates (45.7 percent) experienced a drop of 2.3 percentage points since 2023. The PGY-1 match rate for U.S. DO seniors (92.3 percent) was 0.7 percentage points higher than 2023 while the PGY-1 match rate for U.S. DO graduates decreased by 0.3 percentage points to 47.6 percent. The PGY-1 match rate for U.S. citizen students/graduates of international medical schools (67 percent) was 0.6 percentage points lower than 2023 while the PGY-1 match rate for non-U.S. citizen students/graduates of international medical schools was 58.5 percent, 0.9 percentage points lower than 2023.

Figure 2 Number of Active Applicants and Percent Matched to PGY-1 Positions, 2020- 2024





*Foreign-trained physicians includes both U.S. citizen and non-U.S. citizen graduates of international medical schools.

Table 4 Applicants in the Match, 2020 - 2024

Applicant	2024		2023		2022		2021		2020	
	No.	%	No.	%	No.	%	No.	%	No.	%
Seniors of U.S. MD Medical Schools										
Active Applicants*	19,755	100	19,748	100	19,902	100	19,866	100	19,326	100
Matched PGY-1	18,465	93.5	18,498	93.7	18,486	92.9	18,435	92.8	18,108	93.7
Unmatched PGY-1	1,290	6.5	1,250	6.3	1,416	7.1	1,431	7.2	1,218	6.3
Withdrew	448	2.2	476	2.3	513	2.5	526	2.6	376	1.9
No Rank List	93	0.5	93	0.5	138	0.7	83	0.4	79	0.4
Total	20,296	100	20,317	100	20,553	100	20,475	100	19,781	100
Graduates of U.S. MD Medical Schools										
Active Applicants*	1,662	100	1,647	100	1,700	100	1,672	100	1,519	100
Matched PGY-1	760	45.7	790	48.0	859	50.5	806	48.2	693	45.6
Unmatched PGY-1	902	54.3	857	52.0	841	49.5	866	51.8	826	54.4
Withdrew	118	6.0	117	6.1	118	5.9	107	5.4	79	4.4
No Rank List	178	9.1	164	8.5	175	8.8	197	10.0	187	10.5
Total	1,958	100	1,928	100	1,993	100	1,976	100	1,785	100
Seniors of U.S. DO Medical Schools										
▲ Active Applicants*	8,033	100	7,436	100	7,303	100	7,101	100	6,581	100
Matched PGY-1	7,412	92.3	6,812	91.6	6,666	91.3	6,327	89.1	5,968	90.7
Unmatched PGY-1	621	7.7	624	8.4	637	8.7	774	10.9	613	9.3
Withdrew	248	3.0	236	3.1	199	2.6	181	2.5	180	2.6
No Rank List	61	0.7	47	0.6	64	0.8	50	0.7	50	0.7
Total	8,342	100	7,719	100	7,566	100	7,332	100	6,811	100
Graduates of U.S. DO Medical Schools										
Active Applicants*	616	100	668	100	714	100	609	100	573	100
Matched PGY-1	293	47.6	320	47.9	383	53.6	270	44.3	247	43.1
Unmatched PGY-1	323	52.4	348	52.1	331	46.4	339	55.7	326	56.9
Withdrew	41	5.5	34	4.4	53	6.3	27	3.6	39	5.5
No Rank List	86	11.6	73	9.4	69	8.3	115	15.3	102	14.3
Total	743	100	775	100	836	100	751	100	714	100
U.S. Citizen Students/Graduates of International Medical Schools										
Active Applicants*	4,751	100	4,963	100	5,048	100	5,295	100	5,167	100
Matched PGY-1	3,181	67.0	3,356	67.6	3,099	61.4	3,152	59.5	3,154	61.0
Unmatched PGY-1	1,570	33.0	1,607	32.4	1,949	38.6	2,143	40.5	2,013	39.0
Withdrew	581	9.3	635	9.6	549	8.3	711	9.6	570	8.3
No Rank List	931	14.9	983	14.9	1,011	15.3	1,411	19.0	1,156	16.8
Total	6,263	100	6,581	100	6,608	100	7,417	100	6,893	100
Non-U.S. Citizen Students/Graduates of International Medical Schools										
▲ Active Applicants*	10,021	100	8,469	100	7,864	100	7,943	100	6,907	100
Matched PGY-1	5,864	58.5	5,032	59.4	4,571	58.1	4,356	54.8	4,222	61.1
Unmatched PGY-1	4,157	41.5	3,437	40.6	3,293	41.9	3,587	45.2	2,685	38.9
Withdrew	940	7.4	651	6.0	634	6.3	749	7.0	680	7.6
No Rank List	1,826	14.3	1,681	15.6	1,596	15.8	2,026	18.9	1,369	15.3
Total	12,787	100	10,801	100	10,094	100	10,718	100	8,956	100
Students/Graduates of Canadian Medical Schools and Fifth Pathway Programs										
▲ Active Applicants*	15	100	21	100	18	100	22	100	11	100
Matched PGY-1	9	60.0	14	66.7	11	61.1	7	31.8	7	63.6
Unmatched PGY-1	6	40.0	7	33.3	7	38.9	15	68.2	4	36.4
Withdrew	1	4.2	6	17.1	2	8.0	2	6.5	4	21.1
No Rank List	8	33.3	8	22.9	5	20.0	7	22.6	4	21.1
Total	24	100	35	100	25	100	31	100	19	100
All Applicants										
Active Applicants*	44,853	100	42,952	100	42,549	100	42,508	100	40,084	100
Matched PGY-1	35,984	80.2	34,822	81.1	34,075	80.1	33,353	78.5	32,399	80.8
Unmatched PGY-1	8,869	19.8	8,130	18.9	8,474	19.9	9,155	21.5	7,685	19.2
Withdrew	2,377	4.7	2,155	4.5	2,068	4.3	2,303	4.7	1,928	4.3
No Rank List	3,183	6.3	3,049	6.3	3,058	6.4	3,889	8.0	2,947	6.6
Total	50,413	100	48,156	100	47,675	100	48,700	100	44,959	100

▲ Denotes that the percentage increase in active applicants for this group was greater than the overall increase of 11.9 percent for all active applicants between 2020 and 2024.

* Applicants who submitted a certified rank order list of programs

Note: Match rates are based on all active applicants regardless of their ranking behavior. Therefore, applicants who matched to PGY-1 positions are counted as matched even if they ranked and did not match to a PGY-2 position. Applicants who ranked only advanced and physician (R) programs are counted as unmatched in this table because they did not match to a PGY-1 position.

Tables 4A & 4B; Figure 2A

Tables 4A-4B and Figure 2A show the Match and Placement Rates by applicant type as well as the number of applicants in each user type group. The Match Rate has historically been reported each year by the NRMP. Placement Rate began being reported in 2023. Placement rate is calculated twice based on two groups:

1. Placement Rate - All Applicants: the percentage of unique applicants who certified a ROL and/or were SOAP-eligible who successfully placed into a PGY-1 position through **either** the matching algorithm **or** SOAP. For this measure, the denominator includes active applicants **and** applicants who were eligible to participate in SOAP (i.e., SOAP-eligible applicants) because they 1) registered for the Match but did not certify a rank order list, or 2) certified a rank order list but did not match to a PGY-1 position when the matching algorithm was processed. Applicants who both certified a ROL and were SOAP-eligible are counted only once to identify **unique** applicants. The formula for calculating the Placement Rate - All Applicants is

*((PGY-1 Matched Applicants + PGY-1 SOAP-Accepted Applicants) / Unique Applicants who certified a ROL and/or were SOAP-eligible) * 100*

2. Placement Rate - Active Applicants: the percentage of active applicants successfully placed into a PGY-1 position through **either** the matching algorithm **or** SOAP. The formula for calculating the Placement Rate - Active Applicants is

*((PGY-1 Matched Applicants + PGY-1 SOAP-Accepted Applicants) / Active Applicants) * 100*

In 2024, the active applicant and all applicant placement rates were 85.1 percent and 79.7 percent, respectively. Both placement rate metrics were nearly identical for both U.S. MD Seniors (active/all applicant placement rates 97.9 percent/97.4 percent, respectively) and U.S. DO Seniors (active/all applicant placement rates 98.5 percent/97.7 percent). Both placement rate metrics exceed Match Rate for U.S. MD and DO Seniors and Graduates. For both U.S. and Non-U.S. IMGs, the active applicant placement rate exceeds Match Rate while the all applicant placement rate is the lowest of the three metrics.

Table 4A PGY-1 Match and Placement Rates by Applicant Type, 2023 - 2024

	2024						2023					
	Match Rate		Placement Rate All Applicants		Placement Rate Active Applicants		Match Rate		Placement Rate All Applicants		Placement Rate Active Applicants	
	No.	%	No.	%	No.	%	No.	%	No.	%	No.	%
U.S. MD Seniors	18,465	93.5	19,367	97.4	19,347	97.9	18,498	93.7	19,414	97.7	19,392	98.2
U.S. DO Seniors	7,412	92.3	7,934	97.7	7,912	98.5	6,812	91.6	7,353	98.1	7,336	98.7
U.S. MD Graduates	760	45.7	907	49.1	899	54.1	790	48.0	948	52.1	937	56.9
U.S. DO Graduates	293	47.6	374	52.9	365	59.3	320	47.9	418	56.2	410	61.4
U.S. IMGs	3,181	67.0	3,562	62.5	3,489	73.4	3,356	67.6	3,731	62.6	3,676	74.1
Non-U.S. IMGs	5,864	58.5	6,207	52.4	6,163	61.5	5,032	59.4	5,334	52.5	5,284	62.4

Table 4B Number of Applicants by Applicant Type, 2023 - 2024

	2024		2023	
	No. Active Applicants	No. Certified or SOAP -Eligible Unique Applicants	No. Active Applicants	No. Certified or SOAP -Eligible Unique Applicants
U.S. MD Seniors	19,755	19,876	19,748	19,862
U.S. DO Seniors	8,033	8,119	7,436	7,493
U.S. MD Graduates	1,662	1,849	1,647	1,819
U.S. DO Graduates	616	707	668	744
U.S. IMGs	4,751	5,698	4,963	5,956
Non-U.S. IMGs	10,021	11,856	8,469	10,153

Figure 2A PGY-1 Match and Placement Rates by Applicant Type, 2024

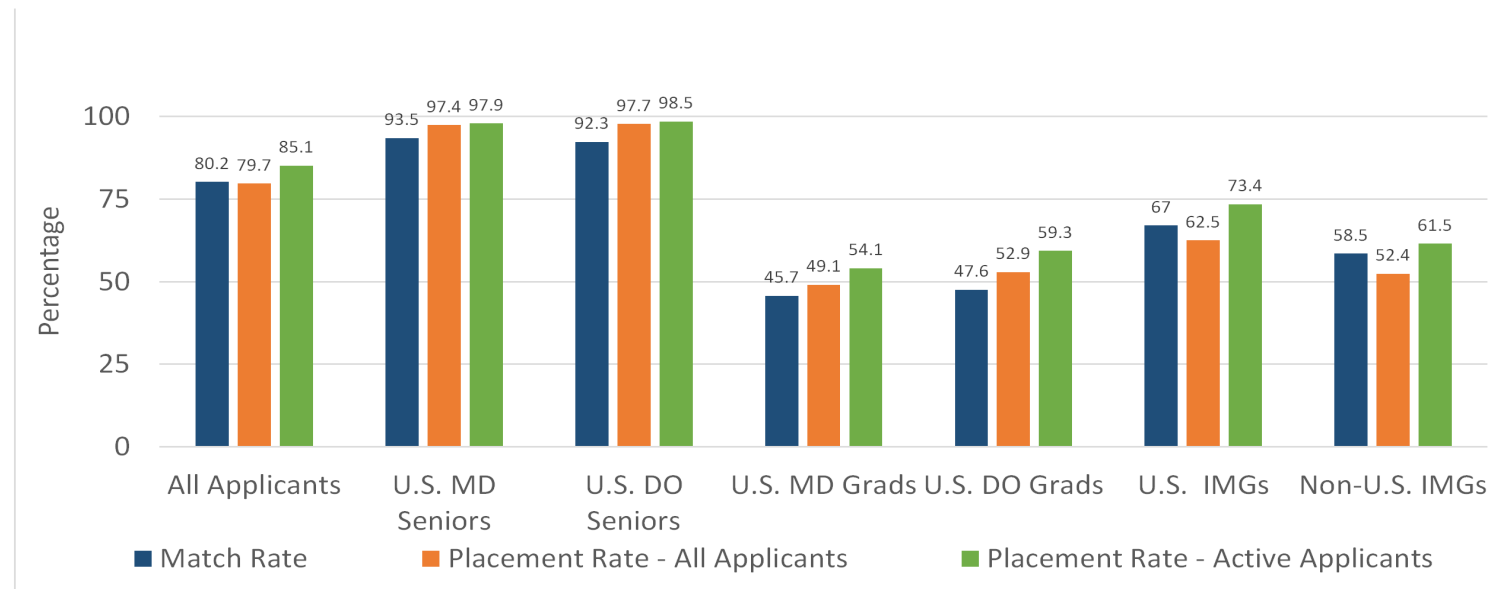


Figure 3 and Table 5

Table 5 shows the ratios of PGY-1 positions to active applicants. The same data are shown graphically for applicant groups except U.S. MD and DO Graduates in Figure 3. The red line in Figure 3 represents the point at which there are equal numbers of applicants and positions: above the red line represents more positions than total active applicants, below the line more total active applicants than positions. Active applicants are defined as those who certify rank order lists of programs.

- In 2024, the ratio of PGY-1 positions per active U.S. MD senior was 1.95, a 0.05 increase from 2023. The ratio of PGY-1 positions per active U.S. DO senior was 4.79 compared to 5.03 in 2023 (not reflected in Table). Combined, the PGY-1 positions per active US senior was 1.38 in 2024 (not reflected in Table).
- Historically, the ratio of PGY-1 positions to total applicants had roughly followed the trend of U.S. MD seniors because prior to 2019, more than half of all applicants came from that group. In recent history, however, the two have increasingly diverged. In 2024, the ratio was 0.86 positions per total active applicant, 0.01 percentage points lower than last year.

Figure 3 Positions per All Active and Active MD Senior Applicants, 2015 - 2024

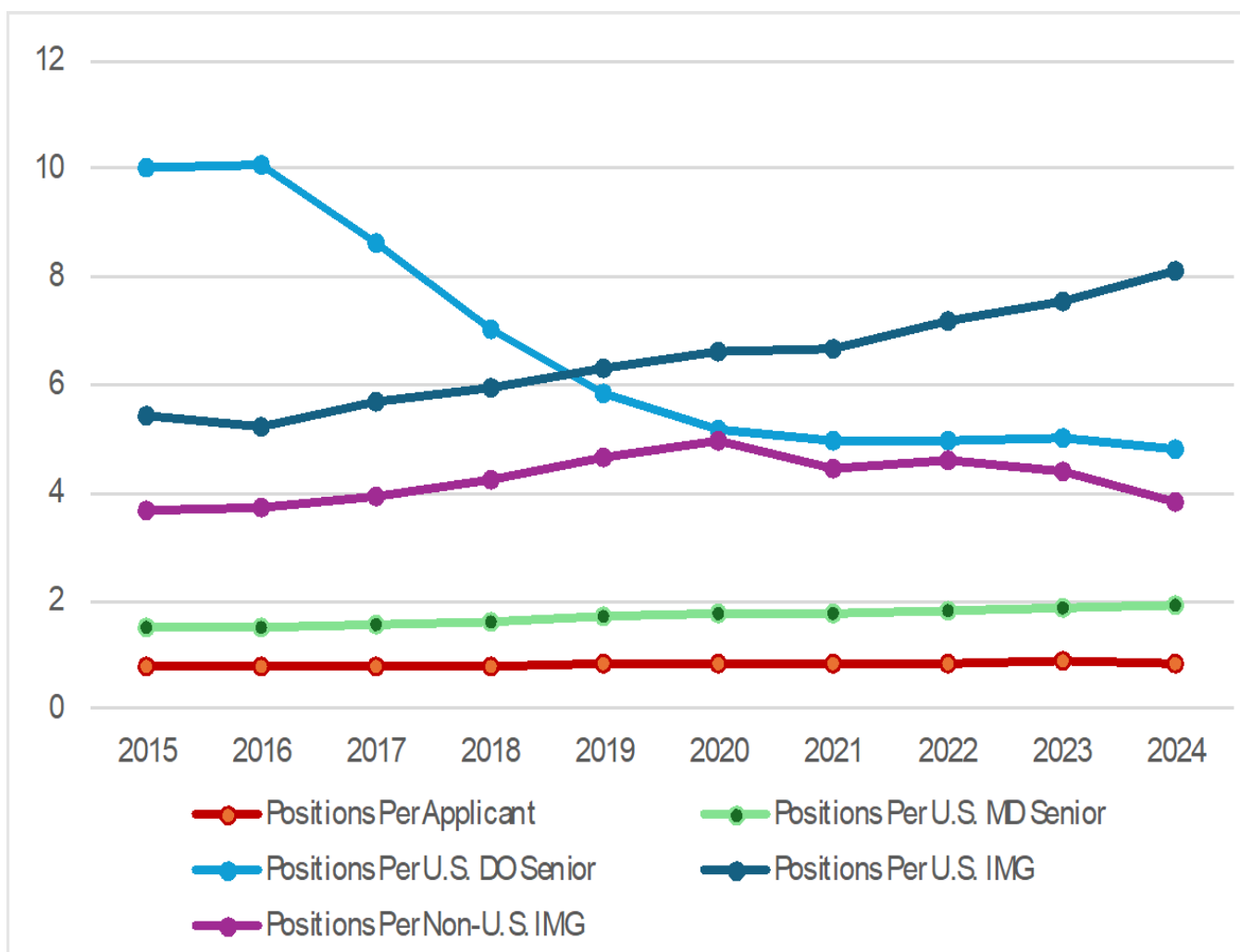


Table 5 Number of PGY-1 Positions per Active Applicant, 2015 - 2024

Year	Number of Positions	Active MD Seniors	Positions Per MD Senior	Active DO Seniors	Positions Per DO Senior	Active US Grads	Positions Per US Grad	Active DO Grads	Positions Per DO Grad	Active US IMGs	Positions Per US IMG	Active Non-US IMGs	Positions Per Non-US IMG	Active Total	Positions Per Active Applicant
2024	38,494*	19,755	1.95 *	8,033	4.79*	1,662	23.16	616	62.49	4,751	8.10	10,021	3.84	44,853	0.86
2023	37,425*	19,748	1.90 *	7,436	5.03*	1,647	22.72	668	56.03	4,963	7.54	8,469	4.42	42,952	0.87
2022	36,277*	19,902	1.82 *	7,303	4.97*	1,700	21.34	714	50.81	5,048	7.19	7,864	4.61	42,549	0.85
2021	35,194*	19,866	1.77 *	7,101	4.96*	1,672	21.05	609	57.79	5,295	6.65	7,943	4.43	42,508	0.83
2020	34,167*	19,326	1.77 *	6,581	5.19*	1,519	22.49	573	59.63	5,167	6.61	6,907	4.95	40,084	0.85
2019	32,108*	18,925	1.70 *	5,478	5.86*	1,485	21.62	523	61.39	5,080	6.32	6,869	4.67	38,376	0.84
2018	30,150*	18,818	1.60 *	4,275	7.05*	1,511	19.95	342	88.16	5,075	5.94	7,067	4.27	37,103	0.81
2017	28,796*	18,539	1.55 *	3,335	8.63*	1,472	19.56	255	112.93	5,069	5.68	7,284	3.95	35,969	0.80
2016	27,825*	18,187	1.53 *	2,763	10.07*	1,502	18.53	219	127.05	5,323	5.23	7,460	3.73	35,476	0.78
2015	27,252*	18,025	1.51 *	2,715	10.04*	1,520	17.93	234	116.46	5,014	5.44	7,366	3.70	34,905	0.78

Note: Applicants who withdrew or did not rank programs are excluded.

* Physician (R) positions are excluded. R positions are PGY-2 positions starting in the year of the Match that are reserved for applicants who have had prior graduate medical education. Physician positions are not available to senior medical students.

Figure 4 and Table 6

Table 6 displays the match rates to PGY-1 positions for U.S. MD seniors, U.S. DO seniors, U.S. citizens trained in international medical schools (U.S. IMGs), non-U.S. citizens trained in international medical schools (non-U.S. IMGs), and other applicants (Canadian medical school students/graduates, Fifth Pathway applicants, DO graduates and MD graduates) since 1992. The data are shown graphically in Figure 4. Match rate is defined in Table 6 and Figure 4 as the percentage of active applicants who matched to PGY-1 positions.

- 93.5 percent of U.S. MD seniors matched to PGY-1 positions in 2024, within the historical 92-95 percent rate.
- 92.3 percent of U.S. DO seniors matched to PGY-1 positions, 0.7 percentage points higher than 2023 and the highest since 1992.
- 67 percent of U.S. IMGs matched to PGY-1 positions, 0.6 percentage points lower than 2023.
- 58.5 percent of non-U.S. citizen IMGs matched to PGY-1 positions, 0.9 percentage points lower than 2023.

Figure 4 PGY-1 Match Rates by Applicant Type, 1992 - 2024

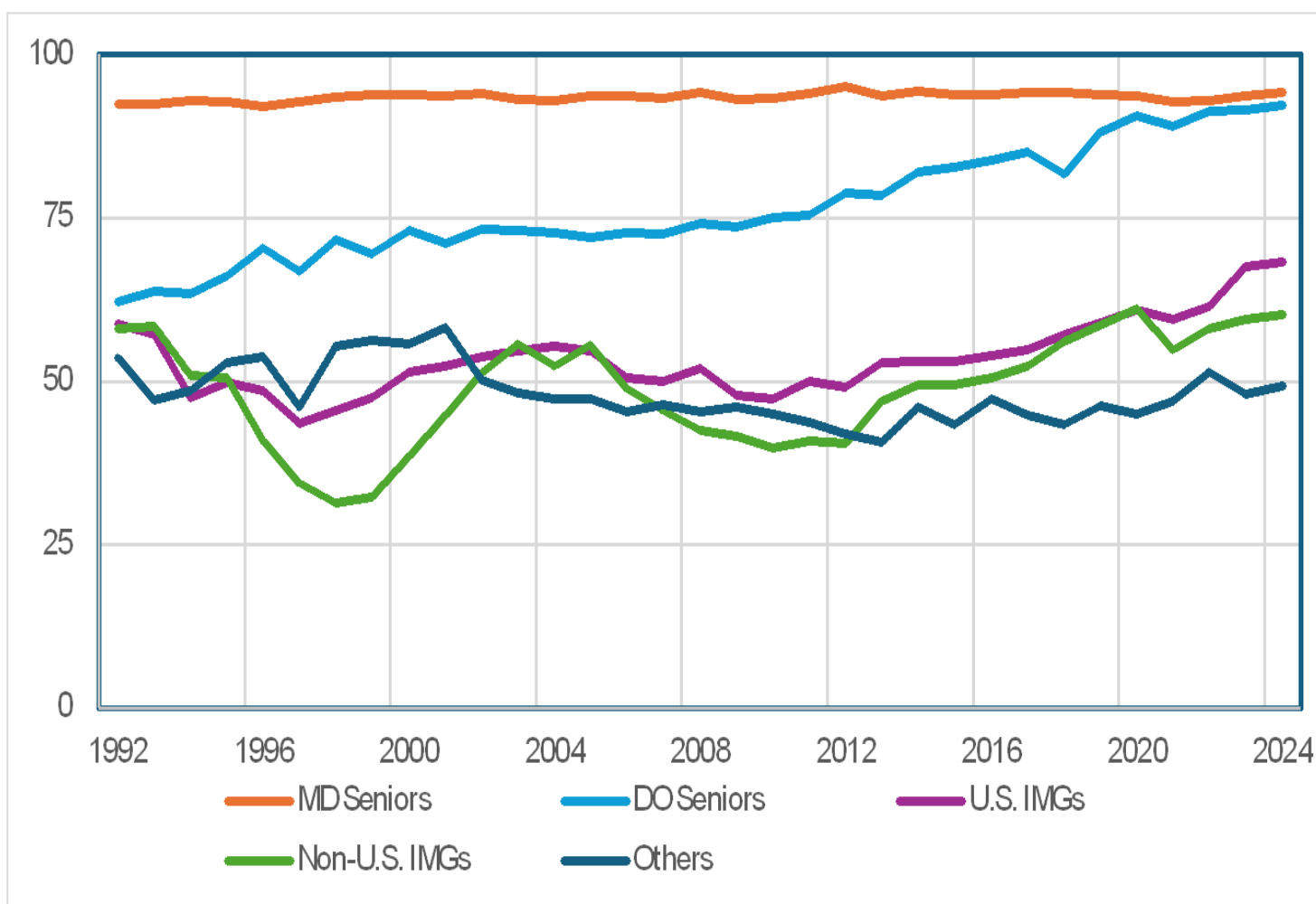


Table 6 PGY-1 Match Rates, 1992 - 2024

Year	Number of Positions	Total Active Applicants	Percent Matched					All Applicants
			MD Seniors	DO Seniors	U.S. IMGs	Non-U.S. IMGs	Others	
1992	20,394	19,519	92.4	62.1	58.7	58.0	53.5	83.3
1993	20,598	20,916	92.4	63.7	57.2	58.4	47.2	92.1
1994	20,772	22,352	93.0	63.5	47.5	50.9	48.6	77.9
1995	20,751	22,936	92.7	66.1	49.8	50.5	52.8	77.9
1996	20,563	24,718	92.1	70.4	48.5	40.9	53.7	72.8
1997	20,209	26,323	92.7	66.9	43.5	34.5	46.1	69.0
1998	20,299	26,360	93.5	71.7	45.5	31.4	55.4	69.0
1999	20,453	26,462	93.8	69.6	47.5	32.2	56.3	69.5
2000	20,598	25,056	93.9	73.1	51.4	38.5	55.8	73.4
2001	20,642	23,981	93.7	71.2	52.4	44.8	58.3	76.5
2002	20,602	23,459	94.1	73.3	53.8	51.3	50.2	78.6
2003	20,908	23,965	93.2	73.1	54.6	55.7	48.3	78.5
2004	21,192	25,246	92.9	72.7	55.4	52.4	47.4	76.8
2005	21,454	25,348	93.7	72.1	54.7	55.6	47.3	78.0
2006	21,659	26,715	93.7	72.8	50.6	48.9	45.3	75.1
2007	21,845	27,944	93.4	72.6	50.0	45.5	46.5	73.4
2008	22,240	28,737	94.2	74.2	51.9	42.4	45.3	72.9
2009	22,427	29,888	93.1	73.6	47.8	41.6	46.1	71.4
2010	22,809 *	30,543	93.3	75.0 *	47.3 *	39.8 *	45.0 *	71.2 *
2011	23,418 *	30,589	94.1	75.4 *	50.0 *	40.9 *	43.7 *	73.2 *
2012	24,006 *	31,355	95.1	78.8 *	49.1 *	40.6 *	41.9 *	73.1 *
2013	26,138 *	34,355	93.7	78.5 *	52.8 *	47.0 *	40.7 *	73.5 *
2014	26,678 *	34,270	94.4	82.1 *	53.0 *	49.5 *	46.0 *	75.0 *
2015	27,293 *	34,905	93.9	82.7 *	53.1 *	49.4 *	43.4 *	75.2 *
2016	27,860 *	35,476	93.8	83.8 *	53.9 *	50.5 *	47.3 *	75.6 *
2017	28,849 *	35,969	94.3	85.0 *	54.8 *	52.4 *	44.9 *	77.0 *
2018	30,232 *	37,103	94.3	81.7 *	57.1 *	56.1 *	43.3 *	78.3 *
2019	32,194 *	38,376	93.9	88.1 *	59.0 *	58.6 *	46.3 *	79.6 *
2020	34,266 *	40,084	93.7	90.7 *	61.0 *	61.1 *	45.0 *	80.8 *
2021	35,194 *	42,508	92.8	89.1 *	59.5 *	54.8 *	47.0 *	78.5 *
2022	36,277 *	42,549	92.9	91.3 *	61.4 *	58.1 *	51.5 *	80.1 *
2023	37,425 *	42,952	93.7	91.6 *	67.6 *	59.4 *	48.1 *	81.1 *
2024	38,494 *	44,853	93.5	92.3 *	67.0 *	58.5 *	46.3 *	80.2 *

*Match rates were calculated after running the Match algorithm and do not include SOAP data. Physician (R) positions are excluded. R positions are PGY-2 positions starting in the year of the Match that are reserved for applicants who have had prior graduate medical education. Physician positions are not available to senior medical students. In previous *Results and Data Books*, the numbers of R positions were small, and they were included in the categorical position counts.

Table 7 displays the numbers of positions offered by specialty, as well as the numbers filled by U.S. MD seniors (Table 7A), U.S. DO seniors (Table 7B), U.S. MD graduates (Table 7C), U.S. DO graduates (Table 7D), U.S. IMGs (Table 7E), Non-U.S. IMGs (Table 7F), and an aggregate of all applicants (including U.S. MD seniors and U.S. DO seniors respectively) from 2020 through 2024. The data in Table 7A and 7B are shown graphically in Figure 5 for specialties that offered at least 100 positions. Table 8 displays the same information for U.S. MD seniors, U.S. DO seniors, U.S. MD graduates, U.S. DO graduates, U.S. IMGs, Non-U.S. IMGs in percentages.

- In 2024, 38,941 matches were made to PGY-1 and PGY-2 (advanced and physician) positions, an all-time high and an increase of 1,251 (3.3 percent) over 2023.
- In 2024, primary care specialties offered record-high numbers of positions, although fill rates decreased this year.
 - Though the numbers of positions for Internal Medicine (Categorical, Primary) have fluctuated, 10,681 positions offered in 2024 is the highest number on record. The position fill rate for the specialty was 95.3 percent. The highest position fill rates by applicant type were among U.S. MD seniors (37.7 percent) followed by Non-U.S. IMGs (30.0 percent) then U.S. DO seniors (17.9 percent).
 - Family Medicine has experienced position increases every year since 2009. In 2024, Family Medicine offered 5,213 positions and filled 4,577 (87.8 percent). U.S. MD seniors filled 29.2 percent of all positions and a record number (1,490) of U.S. DO seniors matched, accounting for 33.2 percent of applicants who matched in the specialty.
 - Pediatrics (Categorical, Primary) has gained positions every year since 2005 and offered a record-high 3,139 positions in 2024. The overall fill rate was 92 percent (5.1 percentage points fewer than 2023), with 47.1 percent being filled by U.S. MD seniors and 19.1 percent filled by U.S. DO seniors.
- The number of Psychiatry positions has grown every year since 2008, and the 2,261 positions offered in 2024 represent the highest on record.
- Emergency Medicine has gained positions every year since the specialty joined the Match in 1983, and offered 3,026 positions in 2024 (16 positions more than 2023). The total position fill rate was 95.5 percent (13.9 percentage points higher than 2023), with 44.4 percent being filled by U.S. MD seniors and 36.2 percent by U.S. DO seniors.

Other trends of note are:

- Top ten specialties for PGY-1 positions with at least 10 positions (excluding Preliminary Positions) in the Match filled by U.S. MD seniors:
(Listing based on percentages filled: using Thoracic Surgery as an example, there were 48 positions, 45 of which were filled by U.S. MD seniors, for a percentage filled rate of 93.8 percent.)
 - Thoracic Surgery
 - Peds/Psych/Child Psych
 - Medicine-Psychiatry
 - Psychiatry/Family Medicine
 - Otolaryngology
 - Plastic Surgery (Integrated)
 - Medicine-Pediatrics
 - Neurological Surgery
 - Dermatology
 - Orthopedic Surgery
- Top ten specialties with at least 10 positions in the Match filled by U.S. DO seniors:
(Listing based on percentages filled, the same method applied for U.S. MD seniors.)
 - Physical Medicine & Rehab
 - Emergency Medicine
 - Medicine-Emergency Med
 - Family Medicine
 - Radiology-Diagnostic
 - Osteo Neuromusculoskeletal Med
 - Psychiatry
 - Pediatrics (Categorical)
 - Obstetrics-Gynecology
 - Internal Medicine (Categorical)

Table 7A Positions Offered and Number Filled by U.S MD Seniors and All Applicants, 2020 - 2024

Specialty	2024			2023			2022			2021			2020		
	Offered	Filled #	#All	Offered	Filled #	#All	Offered	Filled #	#All	Offered	Filled #	#All	Offered	Filled #	#All
PGY-1 Positions															
▲Anesthesiology	1,695	1,192	1,695	1,609	1,199	1,606	1,509	1,054	1,508	1,460	1,024	1,457	1,370	936	1,369
▲Child Neurology	184	133	177	177	125	174	166	102	150	159	100	147	159	111	151
Dermatology	30	24	30	29	21	29	30	24	28	30	25	30	31	23	31
▼Emergency Medicine	3,026	1,285	2,891	3,010	1,274	2,456	2,921	1,593	2,702	2,840	1,765	2,826	2,665	1,713	2,652
Emergency Med-Anesthesiology	2	1	1	1	0	0	2	1	2	2	2	2	0	0	0
Emergency Med-Family Med	7	4	7	7	4	7	7	4	7	7	5	7	6	2	6
Family Medicine	5,213	1,521	4,577	5,088	1,484	4,511	4,916	1,541	4,451	4,823	1,606	4,472	4,662	1,543	4,313
Family Medicine-ONMM	0	0	0	0	0	0	0	0	0	0	0	0	2	0	2
Family Med-Preventive Med	1	1	1	2	2	2	2	0	2	2	1	2	3	2	2
Internal Medicine (Categorical)	10,261	3,595	9,767	9,725	3,592	9,345	9,380	3,491	8,915	9,024	3,523	8,632	8,697	3,496	8,324
Medicine-Anesthesiology	1	1	1	5	4	4	3	2	3	4	4	4	3	3	3
Medicine-Dermatology	8	7	8	8	7	8	8	7	8	8	7	7	6	5	5
Medicine-Emergency Med	31	21	31	31	14	28	31	22	31	31	19	31	30	19	30
Medicine-Medical Genetics	2	1	2	4	2	3	5	3	3	4	3	4	4	2	3
Medicine-Pediatrics	390	339	390	392	307	388	392	332	392	385	313	385	390	316	381
▼Medicine-Preliminary (PGY-1 Only)	1,640	1,175	1,507	1,715	1,205	1,576	1,774	1,261	1,624	1,833	1,210	1,639	1,911	1,313	1,759
Medicine-Preventive Med	6	2	6	7	3	7	8	5	8	5	2	5	7	4	7
Medicine-Primary	420	240	416	453	246	445	429	248	424	441	251	437	430	247	423
Medicine-Psychiatry	26	24	26	26	24	26	24	20	24	24	22	24	23	18	23
▲Interventional Radiology (Integrated)	51	40	50	51	37	51	45	37	45	41	30	38	38	25	37
Neurodevelopmental Disabilities	6	3	6	6	5	6	5	3	5	6	3	6	4	3	4
Neurological Surgery	241	204	241	243	211	240	240	202	240	234	198	234	232	203	232
▲Neurology	878	466	877	846	461	843	772	393	761	715	358	702	682	317	665
Nuclear Medicine	0	0	0	0	0	0	0	0	0	0	0	0	0	0	0
Obstetrics-Gynecology	1,539	1,103	1,533	1,503	1,102	1,499	1,503	1,106	1,499	1,460	1,088	1,457	1,443	1,089	1,440
OB/GYN-Preliminary (PGY-1 Only)	18	7	12	18	4	8	18	4	9	18	6	12	18	3	9
Orthopedic Surgery	916	726	915	899	690	899	875	705	875	868	699	866	849	686	844
Osteo Neuromusculoskeletal Med	24	0	8	22	0	9	16	0	13	12	0	3	10	0	8
Otolaryngology	382	339	381	373	310	371	361	316	361	350	310	350	350	310	348
▲Pathology	628	263	621	613	242	607	631	231	619	611	198	589	603	204	587
▼Pediatrics (Categorical)	3,078	1,464	2,827	2,986	1,635	2,900	2,942	1,661	2,861	2,901	1,749	2,860	2,864	1,731	2,812
Pediatrics-Anesthesiology	8	7	8	7	7	7	6	6	6	8	8	8	7	7	7
Pediatrics-Emergency Med	8	5	8	9	6	9	9	6	9	8	7	8	8	5	8
Pediatrics-Medical Genetics	31	18	26	25	17	23	30	18	28	27	19	25	22	13	20
Pediatrics-P M & R	4	3	4	4	4	4	3	3	3	2	2	2	4	2	4
Pediatrics-Preliminary	21	14	18	21	14	18	23	16	21	24	16	22	19	9	12
▼Pediatrics-Primary	61	14	60	60	22	58	74	31	73	75	39	74	92	36	90
Peds/Psych/Child Psych	28	26	28	26	20	22	21	20	21	21	19	21	22	20	22
▲Physical Medicine & Rehab	219	114	219	206	118	206	180	104	180	157	88	156	151	81	151
▲Plastic Surgery (Integrated)	213	188	213	207	191	207	194	173	194	187	167	187	180	165	180
Preventive Medicine	0	0	0	0	0	0	0	0	0	0	0	0	1	0	1
▲Psychiatry	2,261	1,323	2,249	2,164	1,343	2,143	2,047	1,253	2,030	1,907	1,205	1,904	1,858	1,138	1,838
Psychiatry-Family Medicine	10	9	10	10	9	10	10	10	10	12	11	12	12	10	12
Psychiatry-Neurology	5	3	5	3	2	3	4	2	3	4	1	4	2	2	2
Radiation Oncology	12	7	12	10	6	7	10	7	9	15	7	12	14	8	11
▲Radiology-Diagnostic	145	79	142	143	90	143	132	73	132	122	71	118	123	50	116
Radiology-Nuclear Med	0	0	0	0	0	0	0	0	0	0	0	0	0	0	0
Surgery (Categorical)	1,717	1,070	1,712	1,670	1,062	1,667	1,622	1,059	1,619	1,569	1,029	1,564	1,536	1,033	1,531
▼Surgery-Preliminary (PGY-1 Only)	1,152	248	603	1,133	246	582	1,150	304	632	1,136	272	612	1,174	290	583
▲Thoracic Surgery	48	45	48	49	41	49	47	41	47	46	43	45	38	32	38
▲Transitional (PGY-1 Only)	1,747	1,034	1,516	1,736	1,015	1,524	1,616	920	1,404	1,497	845	1,272	1,436	822	1,230
▲Vascular Surgery	100	77	99	93	75	92	84	72	84	79	65	79	75	61	73
TOTAL - PGY-1	38,494	18,465	35,984	37,425	18,498	34,822	36,277	18,486	34,075	35,194	18,435	33,353	34,266	18,108	32,399

Table 7A Positions Offered and Number Filled by U.S MD Seniors and All Applicants, 2020 - 2024 (Continued)

Specialty	2024			2023			2022			2021			2020		
	Offered	Filled #	#All	Offered	Filled #	#All	Offered	Filled #	#All	Offered	Filled #	#All	Offered	Filled #	#All
PGY-2 Positions															
▼ Anesthesiology	305	209	305	301	201	301	346	232	346	339	211	339	398	265	396
Child Neurology	6	2	6	6	2	6	7	2	7	8	1	6	9	1	6
▲ Dermatology	517	405	512	499	384	496	492	408	489	477	382	471	478	368	469
Emergency Medicine	0	0	0	0	0	0	0	0	0	0	0	0	0	0	0
▲ Interventional Radiology (Integrated)	137	111	135	125	90	123	123	99	123	121	97	117	118	94	111
Neurodevelopmental Disabilities	2	2	2	2	1	2	3	3	3	4	1	2	3	1	1
Neurology	225	142	222	218	137	217	233	165	232	254	167	253	244	148	240
Nuclear Medicine	3	1	3	4	0	1	1	0	0	1	0	0	1	0	0
Osteo Neuromusculoskeletal Med	0	0	0	2	0	1	2	0	2	7	0	3	7	0	2
Pediatrics-Medical Genetics	0	0	0	0	0	0	0	0	0	0	0	0	0	0	0
Physical Medicine & Rehab	336	178	334	325	182	323	338	172	336	327	167	325	316	164	312
Preventive Medicine	0	0	0	0	0	0	0	0	0	0	0	0	0	0	0
Psychiatry	0	0	0	0	0	0	0	0	0	0	0	0	0	0	0
Radiation Oncology	175	114	163	181	106	147	166	97	134	173	94	138	175	114	143
Radiology-Diagnostic	1,017	717	1,016	1,006	734	1,006	997	713	996	986	670	979	990	660	967
Radiology-Nuclear Med	3	1	3	2	2	2	3	2	3	2	1	2	3	1	2
TOTAL - PGY-2	2,726	1,882	2,701	2,671	1,839	2,625	2,711	1,893	2,671	2,699	1,791	2,635	2,742	1,816	2,649
Physician (R) Positions															
Anesthesiology	135	0	134	137	0	133	114	0	108	94	0	93	116	0	108
Child Neurology	22	0	9	26	0	10	15	0	8	20	0	14	25	0	12
Dermatology	29	0	29	16	0	16	22	0	21	20	0	20	29	0	29
Emergency Medicine	0	0	0	0	0	0	0	0	0	0	0	0	0	0	0
Interventional Radiology (Integrated)	2	0	2	2	0	2	1	0	1	2	0	2	0	0	0
Neurodevelopmental Disabilities	0	0	0	2	0	2	1	0	1	2	0	2	3	0	1
Neurology	23	0	23	27	0	22	9	0	9	21	0	20	20	0	16
Nuclear Medicine	0	0	0	0	0	0	0	0	0	0	0	0	0	0	0
Orthopedic Surgery	0	0	0	0	0	0	0	0	0	0	0	0	0	0	0
Osteo Neuromusculoskeletal Med	10	0	2	6	0	3	6	0	4	2	0	1	6	0	1
Otolaryngology	0	0	0	0	0	0	0	0	0	0	0	0	0	0	0
Pathology	0	0	0	0	0	0	0	0	0	0	0	0	0	0	0
Physical Medicine & Rehab	22	0	20	23	0	20	14	0	13	15	0	12	13	0	13
Psychiatry	0	0	0	0	0	0	0	0	0	0	0	0	0	0	0
Radiation Oncology	16	0	13	13	0	8	9	0	6	5	0	3	3	0	2
Radiology-Diagnostic	24	0	24	27	0	27	26	0	26	31	0	23	33	0	28
Radiology-Nuclear Med	0	0	0	0	0	0	0	0	0	1	0	1	0	0	0
TOTAL - Physician (R)	283	0	256	279	0	243	217	0	197	213	0	191	248	0	210
GRAND TOTAL	41,503	20,347	38,941	40,375	20,337	37,690	39,205	20,379	36,943	38,106	20,226	36,179	37,256	19,924	35,258

▲▼ Denotes increase/decrease in number of positions filled by MD seniors of more than 10 percent and 10 positions between 2020 and 2024.

Table 7B Positions Offered and Number Filled by U.S. DO Seniors and All Applicants, 2020 - 2024

Specialty	2024			2023			2022			2021			2020		
	Offered	Filled #	#All	Offered	Filled #	#All	Offered	Filled #	#All	Offered	Filled #	#All	Offered	Filled #	#All
PGY-1 Positions															
Anesthesiology	1,695	284	1,695	1,609	245	1,606	1,509	263	1,508	1,460	268	1,457	1,370	262	1,369
Child Neurology	184	22	177	177	23	174	166	15	150	159	18	147	159	20	151
Dermatology	30	5	30	29	5	29	30	3	28	30	5	30	31	6	31
▲ Emergency Medicine	3,026	1,047	2,891	3,010	730	2,456	2,921	753	2,702	2,840	790	2,826	2,665	683	2,652
Emergency Med-Anesthesiology	2	0	1	1	0	0	2	1	2	2	0	2	0	0	0
Emergency Med-Family Med	7	3	7	7	2	7	7	1	7	7	2	7	6	3	6
Family Medicine	5,213	1,490	4,577	5,088	1,511	4,511	4,916	1,494	4,451	4,823	1,440	4,472	4,662	1,392	4,313
Family Medicine-ONMM	0	0	0	0	0	0	0	0	0	0	0	0	2	2	2
Family Med-Preventive Med	1	0	1	2	0	2	2	1	2	2	0	2	3	0	2
▲ Internal Medicine (Categorical)	10,261	1,783	9,767	9,725	1,688	9,345	9,380	1,602	8,915	9,024	1,482	8,632	8,697	1,389	8,324
Medicine-Anesthesiology	1	0	1	5	0	4	3	0	3	4	0	4	3	0	3
Medicine-Dermatology	8	0	8	8	0	8	8	1	8	8	0	7	6	0	5
Medicine-Emergency Med	31	9	31	31	9	28	31	9	31	31	10	31	30	9	30
Medicine-Medical Genetics	2	0	2	4	1	3	5	0	3	4	0	4	4	0	3
Medicine-Pediatrics	390	30	390	392	44	388	392	39	392	385	47	385	390	36	381
▼ Medicine-Preliminary (PGY-1 Only)	1,640	121	1,507	1,715	149	1,576	1,774	151	1,624	1,833	177	1,639	1,911	162	1,759
Medicine-Preventive Med	6	1	6	7	0	7	8	0	8	5	0	5	7	0	7
Medicine-Primary	420	44	416	453	45	445	429	33	424	441	41	437	430	41	423
Medicine-Psychiatry	26	1	26	26	2	26	24	3	24	24	1	24	23	0	23
Interventional Radiology (Integrated)	51	6	50	51	4	51	45	3	45	41	3	38	38	5	37
Neurodevelopmental Disabilities	6	2	6	6	0	6	5	2	5	6	2	6	4	0	4
Neurological Surgery	241	3	241	243	3	240	240	9	240	234	6	234	232	3	232
▲ Neurology	878	144	877	846	148	843	772	132	761	715	107	702	682	103	665
Nuclear Medicine	0	0	0	0	0	0	0	0	0	0	0	0	0	0	0
▲ Obstetrics-Gynecology	1,539	291	1,533	1,503	249	1,499	1,503	242	1,499	1,460	225	1,457	1,443	221	1,440
OB/GYN-Preliminary (PGY-1 Only)	18	1	12	18	0	8	18	1	9	18	1	12	18	1	9
Orthopedic Surgery	916	117	915	899	119	899	875	111	875	868	107	866	849	112	844
Osteo Neuromusculoskeletal Med	24	6	8	22	8	9	16	10	13	12	2	3	10	8	8
Otolaryngology	382	26	381	373	23	371	361	21	361	350	16	350	350	17	348
▲ Pathology	628	89	621	613	87	607	631	76	619	611	55	589	603	67	587
▲ Pediatrics (Categorical)	3,078	591	2,827	2,986	608	2,900	2,942	580	2,861	2,901	519	2,860	2,864	483	2,812
Pediatrics-Anesthesiology	8	0	8	7	0	7	6	0	6	8	0	8	7	0	7
Pediatrics-Emergency Med	8	3	8	9	3	9	9	3	9	8	1	8	8	1	8
Pediatrics-Medical Genetics	31	1	26	25	2	23	30	1	28	27	2	25	22	3	20
Pediatrics-P M & R	4	1	4	4	0	4	3	0	3	2	0	2	4	2	4
Pediatrics-Preliminary	21	2	18	21	2	18	23	3	21	24	1	22	19	0	12
Pediatrics-Primary	61	10	60	60	6	58	74	9	73	75	3	74	92	11	90
Peds/Psych/Child Psych	28	2	28	26	2	22	21	1	21	21	1	21	22	1	22
▲ Physical Medicine & Rehab	219	88	219	206	74	206	180	55	180	157	49	156	151	60	151
Plastic Surgery (Integrated)	213	3	213	207	0	207	194	0	194	187	2	187	180	0	180
Preventive Medicine	0	0	0	0	0	0	0	0	0	0	0	0	1	0	1
▲ Psychiatry	2,261	500	2,249	2,164	403	2,143	2,047	387	2,030	1,907	332	1,904	1,858	335	1,838
Psychiatry-Family Medicine	10	0	10	10	1	10	10	0	10	12	1	12	12	2	12
Psychiatry-Neurology	5	1	5	3	0	3	4	1	3	4	2	4	2	0	2
Radiation Oncology	12	2	12	10	0	7	10	1	9	15	0	12	14	1	11
▲ Radiology-Diagnostic	145	38	142	143	28	143	132	41	132	122	28	118	123	28	116
Radiology-Nuclear Med	0	0	0	0	0	0	0	0	0	0	0	0	0	0	0
▲ Surgery (Categorical)	1,717	274	1,712	1,670	243	1,667	1,622	212	1,619	1,569	228	1,564	1,536	202	1,531
▲ Surgery-Preliminary (PGY-1 Only)	1,152	57	603	1,133	47	582	1,150	56	632	1,136	47	612	1,174	31	583
Thoracic Surgery	48	1	48	49	1	49	47	1	47	46	1	45	38	1	38
▲ Transitional (PGY-1 Only)	1,747	305	1,516	1,736	293	1,524	1,616	338	1,404	1,497	302	1,272	1,436	260	1,230
Vascular Surgery	100	8	99	93	4	92	84	1	84	79	3	79	75	5	73
TOTAL - PGY-1	38,494	7,412	35,984	37,425	6,812	34,822	36,277	6,666	34,075	35,194	6,327	33,353	34,266	5,968	32,399

Table 7B Positions Offered and Number Filled by U.S. DO Seniors and All Applicants, 2020 - 2024 (Continued)

Specialty	2024			2023			2022			2021			2020		
	Offered	Filled #	#All	Offered	Filled #	#All	Offered	Filled #	#All	Offered	Filled #	#All	Offered	Filled #	#All
PGY-2 Positions															
▼ Anesthesiology	305	28	305	301	48	301	346	53	346	339	69	339	398	65	396
Child Neurology	6	2	6	6	2	6	7	3	7	8	1	6	9	1	6
Dermatology	517	35	512	499	34	496	492	38	489	477	31	471	478	35	469
Emergency Medicine	0	0	0	0	0	0	0	0	0	0	0	0	0	0	0
Interventional Radiology (Integrated)	137	14	135	125	18	123	123	18	123	121	12	117	118	10	111
Neurodevelopmental Disabilities	2	0	2	2	0	2	3	0	3	4	0	2	3	0	1
Neurology	225	30	222	218	23	217	233	23	232	254	27	253	244	23	240
Nuclear Medicine	3	0	3	4	0	1	1	0	0	1	0	0	1	0	0
Osteo Neuromusculoskeletal Med	0	0	0	2	1	1	2	2	2	7	2	3	7	2	2
Pediatrics-Medical Genetics	0	0	0	0	0	0	0	0	0	0	0	0	0	0	0
Physical Medicine & Rehab	336	114	334	325	113	323	338	127	336	327	121	325	316	120	312
Preventive Medicine	0	0	0	0	0	0	0	0	0	0	0	0	0	0	0
Psychiatry	0	0	0	0	0	0	0	0	0	0	0	0	0	0	0
Radiation Oncology	175	13	163	181	6	147	166	7	134	173	10	138	175	4	143
Radiology-Diagnostic	1,017	122	1,016	1,006	104	1,006	997	132	996	986	143	979	990	135	967
Radiology-Nuclear Med	3	1	3	2	0	2	3	1	3	2	0	2	3	0	2
TOTAL - PGY-2	2,726	359	2,701	2,671	349	2,625	2,711	404	2,671	2,699	416	2,635	2,742	395	2,649
Physician (R) Positions															
Anesthesiology	135	0	134	137	0	133	114	0	108	94	0	93	116	0	108
Child Neurology	22	0	9	26	0	10	15	0	8	20	0	14	25	0	12
Dermatology	29	0	29	16	0	16	22	0	21	20	0	20	29	0	29
Emergency Medicine	0	0	0	0	0	0	0	0	0	0	0	0	0	0	0
Interventional Radiology (Integrated)	2	0	2	2	0	2	1	0	1	2	0	2	0	0	0
Neurodevelopmental Disabilities	0	0	0	2	0	2	1	0	1	2	0	2	3	0	1
Neurology	23	0	23	27	0	22	9	0	9	21	0	20	20	0	16
Nuclear Medicine	0	0	0	0	0	0	0	0	0	0	0	0	0	0	0
Orthopedic Surgery	0	0	0	0	0	0	0	0	0	0	0	0	0	0	0
Osteo Neuromusculoskeletal Med	10	0	2	6	0	3	6	0	4	2	0	1	6	0	1
Otolaryngology	0	0	0	0	0	0	0	0	0	0	0	0	0	0	0
Pathology	0	0	0	0	0	0	0	0	0	0	0	0	0	0	0
Physical Medicine & Rehab	22	0	20	23	0	20	14	0	13	15	0	12	13	0	13
Psychiatry	0	0	0	0	0	0	0	0	0	0	0	0	0	0	0
Radiation Oncology	16	0	13	13	0	8	9	0	6	5	0	3	3	0	2
Radiology-Diagnostic	24	0	24	27	0	27	26	0	26	31	0	23	33	0	28
Radiology-Nuclear Med	0	0	0	0	0	0	0	0	0	1	0	1	0	0	0
TOTAL - Physician (R)	283	0	256	279	0	243	217	0	197	213	0	191	248	0	210
GRAND TOTAL	41,503	7,771	38,941	40,375	7,161	37,690	39,205	7,070	36,943	38,106	6,743	36,179	37,256	6,363	35,258

▼ Denotes increase/decrease in number of positions filled by MD seniors of more than 10 percent and 10 positions between 2020 and 2024.

Table 7C Positions Offered and Number Filled by U.S. MD Graduates and All Applicants, 2020 - 2024

Specialty	2024			2023			2022			2021			2020		
	Offered	Filled #	#All	Offered	Filled #	#All	Offered	Filled #	#All	Offered	Filled #	#All	Offered	Filled #	#All
PGY-1 Positions															
▲ Anesthesiology	1,695	64	1,695	1,609	20	1,606	1,509	53	1,508	1,460	38	1,457	1,370	25	1,369
Child Neurology	184	0	177	177	0	174	166	1	150	159	1	147	159	2	151
Dermatology	30	0	30	29	2	29	30	0	28	30	0	30	31	0	31
▲ Emergency Medicine	3,026	64	2,891	3,010	52	2,456	2,921	75	2,702	2,840	62	2,826	2,665	43	2,652
Emergency Med-Anesthesiology	2	0	1	1	0	0	2	0	2	2	0	2	0	0	0
Emergency Med-Family Med	7	0	7	7	1	7	7	0	7	7	0	7	6	0	6
▼ Family Medicine	5,213	68	4,577	5,088	90	4,511	4,916	87	4,451	4,823	125	4,472	4,662	120	4,313
Family Medicine-ONMM	0	0	0	0	0	0	0	0	0	0	0	0	2	0	2
Family Med-Preventive Med	1	0	1	2	0	2	2	0	2	2	0	2	3	0	2
Internal Medicine (Categorical)	10,261	132	9,767	9,725	133	9,345	9,380	164	8,915	9,024	146	8,632	8,697	140	8,324
Medicine-Anesthesiology	1	0	1	5	0	4	3	0	3	4	0	4	3	0	3
Medicine-Dermatology	8	1	8	8	0	8	8	0	8	8	0	7	6	0	5
Medicine-Emergency Med	31	0	31	31	0	28	31	0	31	31	0	31	30	2	30
Medicine-Medical Genetics	2	0	2	4	0	3	5	0	3	4	0	4	4	1	3
Medicine-Pediatrics	390	0	390	392	4	388	392	2	392	385	2	385	390	5	381
Medicine-Preliminary (PGY-1 Only)	1,640	16	1,507	1,715	30	1,576	1,774	15	1,624	1,833	21	1,639	1,911	15	1,759
Medicine-Preventive Med	6	0	6	7	0	7	8	0	8	5	0	5	7	0	7
Medicine-Primary	420	5	416	453	4	445	429	3	424	441	7	437	430	7	423
Medicine-Psychiatry	26	0	26	26	0	26	24	0	24	24	0	24	23	1	23
Interventional Radiology (Integrated)	51	1	50	51	0	51	45	1	45	41	2	38	38	1	37
Neurodevelopmental Disabilities	6	0	6	6	0	6	5	0	5	6	0	6	4	0	4
Neurological Surgery	241	13	241	243	10	240	240	11	240	234	11	234	232	8	232
Neurology	878	7	877	846	6	843	772	6	761	715	8	702	682	6	665
Nuclear Medicine	0	0	0	0	0	0	0	0	0	0	0	0	0	0	0
Obstetrics-Gynecology	1,539	33	1,533	1,503	46	1,499	1,503	56	1,499	1,460	40	1,457	1,443	26	1,440
OB/GYN-Preliminary (PGY-1 Only)	18	0	12	18	0	8	18	1	9	18	0	12	18	0	9
▲ Orthopedic Surgery	916	53	915	899	69	899	875	36	875	868	40	866	849	28	844
Osteo Neuromusculoskeletal Med	24	0	8	22	0	9	16	0	13	12	0	3	10	0	8
Otolaryngology	382	8	381	373	30	371	361	19	361	350	17	350	350	12	348
Pathology	628	24	621	613	19	607	631	29	619	611	32	589	603	26	587
Pediatrics (Categorical)	3,078	30	2,827	2,986	22	2,900	2,942	36	2,861	2,901	31	2,860	2,864	31	2,812
Pediatrics-Anesthesiology	8	0	8	7	0	7	6	0	6	8	0	8	7	0	7
Pediatrics-Emergency Med	8	0	8	9	0	9	9	0	9	8	0	8	8	0	8
Pediatrics-Medical Genetics	31	0	26	25	0	23	30	0	28	27	0	25	22	0	20
Pediatrics-P M & R	4	0	4	4	0	4	3	0	3	2	0	2	4	0	4
Pediatrics-Preliminary	21	0	18	21	0	18	23	0	21	24	0	22	19	0	12
Pediatrics-Primary	61	0	60	60	0	58	74	1	73	75	0	74	92	0	90
Peds/Psych/Child Psych	28	0	28	26	0	22	21	0	21	21	0	21	22	0	22
Physical Medicine & Rehab	219	4	219	206	3	206	180	4	180	157	4	156	151	1	151
Plastic Surgery (Integrated)	213	12	213	207	7	207	194	9	194	187	9	187	180	5	180
Preventive Medicine	0	0	0	0	0	0	0	0	0	0	0	0	1	0	1
Psychiatry	2,261	45	2,249	2,164	32	2,143	2,047	45	2,030	1,907	41	1,904	1,858	50	1,838
Psychiatry-Family Medicine	10	0	10	10	0	10	10	0	10	12	0	12	12	0	12
Psychiatry-Neurology	5	0	5	3	0	3	4	0	3	4	0	4	2	0	2
Radiation Oncology	12	0	12	10	0	7	10	0	9	15	0	12	14	0	11
Radiology-Diagnostic	145	4	142	143	4	143	132	3	132	122	3	118	123	2	116
Radiology-Nuclear Med	0	0	0	0	0	0	0	0	0	0	0	0	0	0	0
▲ Surgery (Categorical)	1,717	143	1,712	1,670	153	1,667	1,622	156	1,619	1,569	133	1,564	1,536	105	1,531
Surgery-Preliminary (PGY-1 Only)	1,152	13	603	1,133	22	582	1,150	26	632	1,136	17	612	1,174	15	583
Thoracic Surgery	48	2	48	49	2	49	47	0	47	46	0	45	38	1	38
Transitional (PGY-1 Only)	1,747	17	1,516	1,736	26	1,524	1,616	17	1,404	1,497	14	1,272	1,436	13	1,230
Vascular Surgery	100	1	99	93	3	92	84	3	84	79	2	79	75	2	73
TOTAL - PGY-1	38,494	760	35,984	37,425	790	34,822	36,277	859	34,075	35,194	806	33,353	34,266	693	32,399

Table 7C Positions Offered and Number Filled by U.S. MD Graduates and All Applicants, 2020 - 2024 (Continued)

Specialty	2024			2023			2022			2021			2020		
	Offered	Filled		Offered	Filled		Offered	Filled		Offered	Filled		Offered	Filled	
		#	#All		#	#All		#	#All		#	#All		#	#All
PGY-2 Positions															
Anesthesiology	305	19	305	301	27	301	346	23	346	339	25	339	398	11	396
Child Neurology	6	0	6	6	0	6	7	1	7	8	0	6	9	1	6
Dermatology	517	52	512	499	65	496	492	27	489	477	40	471	478	47	469
Emergency Medicine	0	0	0	0	0	0	0	0	0	0	0	0	0	0	0
Interventional Radiology (Integrated)	137	2	135	125	3	123	123	3	123	121	3	117	118	3	111
Neurodevelopmental Disabilities	2	0	2	2	0	2	3	0	3	4	0	2	3	0	1
Neurology	225	2	222	218	0	217	233	1	232	254	1	253	244	4	240
Nuclear Medicine	3	2	3	4	0	1	1	0	0	1	0	0	1	0	0
Osteo Neuromusculoskeletal Med	0	0	0	2	0	1	2	0	2	7	0	3	7	0	2
Pediatrics-Medical Genetics	0	0	0	0	0	0	0	0	0	0	0	0	0	0	0
Physical Medicine & Rehab	336	15	334	325	5	323	338	7	336	327	5	325	316	6	312
Preventive Medicine	0	0	0	0	0	0	0	0	0	0	0	0	0	0	0
Psychiatry	0	0	0	0	0	0	0	0	0	0	0	0	0	0	0
Radiation Oncology	175	9	163	181	9	147	166	8	134	173	5	138	175	8	143
▲Radiology-Diagnostic	1,017	69	1,016	1,006	76	1,006	997	53	996	986	41	979	990	37	967
Radiology-Nuclear Med	3	0	3	2	0	2	3	0	3	2	0	2	3	0	2
TOTAL - PGY-2	2,726	170	2,701	2,671	185	2,625	2,711	123	2,671	2,699	120	2,635	2,742	117	2,649
Physician (R) Positions															
▲Anesthesiology	135	95	134	137	88	133	114	83	108	94	57	93	116	74	108
Child Neurology	22	3	9	26	3	10	15	3	8	20	5	14	25	5	12
Dermatology	29	18	29	16	14	16	22	10	21	20	14	20	29	17	29
Emergency Medicine	0	0	0	0	0	0	0	0	0	0	0	0	0	0	0
Interventional Radiology (Integrated)	2	1	2	2	1	2	1	1	1	2	1	2	0	0	0
Neurodevelopmental Disabilities	0	0	0	2	1	2	1	0	1	2	0	2	3	0	1
Neurology	23	7	23	27	2	22	9	4	9	21	3	20	20	4	16
Nuclear Medicine	0	0	0	0	0	0	0	0	0	0	0	0	0	0	0
Orthopedic Surgery	0	0	0	0	0	0	0	0	0	0	0	0	0	0	0
Osteo Neuromusculoskeletal Med	10	0	2	6	0	3	6	0	4	2	0	1	6	0	1
Otolaryngology	0	0	0	0	0	0	0	0	0	0	0	0	0	0	0
Pathology	0	0	0	0	0	0	0	0	0	0	0	0	0	0	0
Physical Medicine & Rehab	22	9	20	23	7	20	14	5	13	15	2	12	13	2	13
Psychiatry	0	0	0	0	0	0	0	0	0	0	0	0	0	0	0
Radiation Oncology	16	8	13	13	5	8	9	3	6	5	3	3	3	2	2
Radiology-Diagnostic	24	15	24	27	20	27	26	19	26	31	16	23	33	14	28
Radiology-Nuclear Med	0	0	0	0	0	0	0	0	0	1	1	1	0	0	0
TOTAL - Physician (R)	283	156	256	279	141	243	217	128	197	213	102	191	248	118	210
GRAND TOTAL	41,503	1,086	38,941	40,375	1,116	37,690	39,205	1,110	36,943	38,106	1,028	36,179	37,256	928	35,258

▲ Denotes increase/decrease in number of positions filled by MD seniors of more than 10 percent and 10 positions between 2020 and 2024.

Table 7D Positions Offered and Number Filled by U.S. DO Graduates and All Applicants, 2020 - 2024

Specialty	2024			2023			2022			2021			2020		
	Offered	Filled #	#All	Offered	Filled #	#All	Offered	Filled #	#All	Offered	Filled #	#All	Offered	Filled #	#All
PGY-1 Positions															
▲Anesthesiology	1,695	19	1,695	1,609	15	1,606	1,509	20	1,508	1,460	10	1,457	1,370	9	1,369
Child Neurology	184	0	177	177	0	174	166	1	150	159	0	147	159	0	151
Dermatology	30	0	30	29	1	29	30	0	28	30	0	30	31	0	31
▲Emergency Medicine	3,026	47	2,891	3,010	50	2,456	2,921	59	2,702	2,840	31	2,826	2,665	28	2,652
Emergency Med-Anesthesiology	2	0	1	1	0	0	2	0	2	2	0	2	0	0	0
Emergency Med-Family Med	7	0	7	7	0	7	7	0	7	7	0	7	6	0	6
▼Family Medicine	5,213	44	4,577	5,088	70	4,511	4,916	94	4,451	4,823	77	4,472	4,662	65	4,313
Family Medicine-ONMM	0	0	0	0	0	0	0	0	0	0	0	0	2	0	2
Family Med-Preventive Med	1	0	1	2	0	2	2	0	2	2	0	2	3	0	2
Internal Medicine (Categorical)	10,261	59	9,767	9,725	70	9,345	9,380	85	8,915	9,024	63	8,632	8,697	59	8,324
Medicine-Anesthesiology	1	0	1	5	0	4	3	0	3	4	0	4	3	0	3
Medicine-Dermatology	8	0	8	8	0	8	8	0	8	8	0	7	6	0	5
Medicine-Emergency Med	31	0	31	31	0	28	31	0	31	31	0	31	30	0	30
Medicine-Medical Genetics	2	0	2	4	0	3	5	0	3	4	0	4	4	0	3
Medicine-Pediatrics	390	1	390	392	0	388	392	0	392	385	0	385	390	0	381
Medicine-Preliminary (PGY-1 Only)	1,640	3	1,507	1,715	2	1,576	1,774	6	1,624	1,833	0	1,639	1,911	5	1,759
Medicine-Preventive Med	6	0	6	7	0	7	8	0	8	5	0	5	7	0	7
Medicine-Primary	420	0	416	453	2	445	429	1	424	441	0	437	430	2	423
Medicine-Psychiatry	26	0	26	26	0	26	24	0	24	24	0	24	23	0	23
Interventional Radiology (Integrated)	51	0	50	51	0	51	45	1	45	41	0	38	38	0	37
Neurodevelopmental Disabilities	6	0	6	6	0	6	5	0	5	6	0	6	4	0	4
Neurological Surgery	241	1	241	243	1	240	240	0	240	234	2	234	232	0	232
Neurology	878	1	877	846	1	843	772	3	761	715	3	702	682	1	665
Nuclear Medicine	0	0	0	0	0	0	0	0	0	0	0	0	0	0	0
Obstetrics-Gynecology	1,539	10	1,533	1,503	15	1,499	1,503	12	1,499	1,460	16	1,457	1,443	10	1,440
OB/GYN-Preliminary (PGY-1 Only)	18	0	12	18	0	8	18	0	9	18	0	12	18	0	9
Orthopedic Surgery	916	11	915	899	7	899	875	4	875	868	12	866	849	6	844
Osteo Neuromusculoskeletal Med	24	2	8	22	1	9	16	3	13	12	1	3	10	0	8
Otolaryngology	382	0	381	373	1	371	361	1	361	350	1	350	350	4	348
Pathology	628	13	621	613	11	607	631	9	619	611	3	589	603	4	587
Pediatrics (Categorical)	3,078	11	2,827	2,986	6	2,900	2,942	10	2,861	2,901	7	2,860	2,864	5	2,812
Pediatrics-Anesthesiology	8	0	8	7	0	7	6	0	6	8	0	8	7	0	7
Pediatrics-Emergency Med	8	0	8	9	0	9	9	0	9	8	0	8	8	0	8
Pediatrics-Medical Genetics	31	0	26	25	0	23	30	0	28	27	0	25	22	0	20
Pediatrics-P M & R	4	0	4	4	0	4	3	0	3	2	0	2	4	0	4
Pediatrics-Preliminary	21	0	18	21	0	18	23	0	21	24	0	22	19	0	12
Pediatrics-Primary	61	0	60	60	0	58	74	0	73	75	0	74	92	0	90
Peds/Psych/Child Psych	28	0	28	26	0	22	21	0	21	21	0	21	22	0	22
Physical Medicine & Rehab	219	2	219	206	1	206	180	1	180	157	0	156	151	0	151
Plastic Surgery (Integrated)	213	0	213	207	1	207	194	1	194	187	1	187	180	1	180
Preventive Medicine	0	0	0	0	0	0	0	0	0	0	0	0	1	0	1
Psychiatry	2,261	15	2,249	2,164	13	2,143	2,047	24	2,030	1,907	17	1,904	1,858	21	1,838
Psychiatry-Family Medicine	10	0	10	10	0	10	10	0	10	12	0	12	12	0	12
Psychiatry-Neurology	5	0	5	3	0	3	4	0	3	4	0	4	2	0	2
Radiation Oncology	12	0	12	10	0	7	10	0	9	15	0	12	14	0	11
Radiology-Diagnostic	145	0	142	143	0	143	132	2	132	122	0	118	123	2	116
Radiology-Nuclear Med	0	0	0	0	0	0	0	0	0	0	0	0	0	0	0
▲Surgery (Categorical)	1,717	47	1,712	1,670	36	1,667	1,622	30	1,619	1,569	18	1,564	1,536	13	1,531
Surgery-Preliminary (PGY-1 Only)	1,152	4	603	1,133	7	582	1,150	10	632	1,136	6	612	1,174	5	583
Thoracic Surgery	48	0	48	49	0	49	47	0	47	46	0	45	38	0	38
Transitional (PGY-1 Only)	1,747	2	1,516	1,736	8	1,524	1,616	5	1,404	1,497	2	1,272	1,436	7	1,230
Vascular Surgery	100	1	99	93	1	92	84	1	84	79	0	79	75	0	73
TOTAL - PGY-1	38,494	293	35,984	37,425	320	34,822	36,277	383	34,075	35,194	270	33,353	34,266	247	32,399

Table 7D Positions Offered and Number Filled by U.S. DO Graduates and All Applicants, 2020 - 2024 (Continued)

Specialty	2024			2023			2022			2021			2020		
	Offered	Filled #	#All	Offered	Filled #	#All	Offered	Filled #	#All	Offered	Filled #	#All	Offered	Filled #	#All
PGY-2 Positions															
Anesthesiology	305	13	305	301	3	301	346	7	346	339	5	339	398	5	396
Child Neurology	6	0	6	6	0	6	7	1	7	8	0	6	9	0	6
Dermatology	517	5	512	499	6	496	492	5	489	477	6	471	478	3	469
Emergency Medicine	0	0	0	0	0	0	0	0	0	0	0	0	0	0	0
Interventional Radiology (Integrated)	137	0	135	125	2	123	123	0	123	121	0	117	118	0	111
Neurodevelopmental Disabilities	2	0	2	2	0	2	3	0	3	4	0	2	3	0	1
Neurology	225	2	222	218	3	217	233	0	232	254	0	253	244	0	240
Nuclear Medicine	3	0	3	4	0	1	1	0	0	1	0	0	1	0	0
Osteo Neuromusculoskeletal Med	0	0	0	2	0	1	2	0	2	7	1	3	7	0	2
Pediatrics-Medical Genetics	0	0	0	0	0	0	0	0	0	0	0	0	0	0	0
Physical Medicine & Rehab	336	5	334	325	8	323	338	15	336	327	4	325	316	2	312
Preventive Medicine	0	0	0	0	0	0	0	0	0	0	0	0	0	0	0
Psychiatry	0	0	0	0	0	0	0	0	0	0	0	0	0	0	0
Radiation Oncology	175	2	163	181	2	147	166	0	134	173	2	138	175	2	143
Radiology-Diagnostic	1,017	16	1,016	1,006	19	1,006	997	7	996	986	4	979	990	8	967
Radiology-Nuclear Med	3	0	3	2	0	2	3	0	3	2	0	2	3	0	2
TOTAL - PGY-2	2,726	43	2,701	2,671	43	2,625	2,711	35	2,671	2,699	22	2,635	2,742	20	2,649
Physician (R) Positions															
▲Anesthesiology	135	26	134	137	25	133	114	13	108	94	17	93	116	15	108
Child Neurology	22	1	9	26	1	10	15	2	8	20	3	14	25	0	12
Dermatology	29	8	29	16	1	16	22	6	21	20	3	20	29	8	29
Emergency Medicine	0	0	0	0	0	0	0	0	0	0	0	0	0	0	0
Interventional Radiology (Integrated)	2	0	2	2	1	2	1	0	1	2	1	2	0	0	0
Neurodevelopmental Disabilities	0	0	0	2	0	2	1	0	1	2	1	2	3	0	1
Neurology	23	3	23	27	6	22	9	2	9	21	2	20	20	1	16
Nuclear Medicine	0	0	0	0	0	0	0	0	0	0	0	0	0	0	0
Orthopedic Surgery	0	0	0	0	0	0	0	0	0	0	0	0	0	0	0
Osteo Neuromusculoskeletal Med	10	2	2	6	2	3	6	3	4	2	1	1	6	1	1
Otolaryngology	0	0	0	0	0	0	0	0	0	0	0	0	0	0	0
Pathology	0	0	0	0	0	0	0	0	0	0	0	0	0	0	0
Physical Medicine & Rehab	22	9	20	23	11	20	14	6	13	15	3	12	13	7	13
Psychiatry	0	0	0	0	0	0	0	0	0	0	0	0	0	0	0
Radiation Oncology	16	2	13	13	1	8	9	1	6	5	0	3	3	0	2
Radiology-Diagnostic	24	4	24	27	4	27	26	5	26	31	2	23	33	8	28
Radiology-Nuclear Med	0	0	0	0	0	0	0	0	0	1	0	1	0	0	0
TOTAL - Physician (R)	283	55	256	279	52	243	217	38	197	213	33	191	248	40	210
GRAND TOTAL	41,503	391	38,941	40,375	415	37,690	39,205	456	36,943	38,106	325	36,179	37,256	307	35,258

▲▼ Denotes increase/decrease in number of positions filled by MD seniors of more than 10 percent and 10 positions between 2020 and 2024.

Table 7E Positions Offered and Number Filled by U.S. IMGs and All Applicants, 2020 - 2024

Specialty	2024			2023			2022			2021			2020		
	Offered	Filled #	#All	Offered	Filled #	#All	Offered	Filled #	#All	Offered	Filled #	#All	Offered	Filled #	#All
PGY-1 Positions															
Anesthesiology	1,695	56	1,695	1,609	58	1,606	1,509	57	1,508	1,460	50	1,457	1,370	58	1,369
Child Neurology	184	3	177	177	8	174	166	8	150	159	6	147	159	3	151
Dermatology	30	0	30	29	0	29	30	0	28	30	0	30	31	0	31
▲ Emergency Medicine	3,026	325	2,891	3,010	289	2,456	2,921	176	2,702	2,840	143	2,826	2,665	155	2,652
Emergency Med-Anesthesiology	2	0	1	1	0	0	2	0	2	2	0	2	0	0	0
Emergency Med-Family Med	7	0	7	7	0	7	7	1	7	7	0	7	6	1	6
Family Medicine	5,213	748	4,577	5,088	793	4,511	4,916	777	4,451	4,823	781	4,472	4,662	787	4,313
Family Medicine-ONMM	0	0	0	0	0	0	0	0	0	0	0	0	2	0	2
Family Med-Preventive Med	1	0	1	2	0	2	2	1	2	2	0	2	3	0	2
Internal Medicine (Categorical)	10,261	1,089	9,767	9,725	1,200	9,345	9,380	1,133	8,915	9,024	1,204	8,632	8,697	1,123	8,324
Medicine-Anesthesiology	1	0	1	5	0	4	3	0	3	4	0	4	3	0	3
Medicine-Dermatology	8	0	8	8	0	8	8	0	8	8	0	7	6	0	5
Medicine-Emergency Med	31	1	31	31	3	28	31	0	31	31	1	31	30	0	30
Medicine-Medical Genetics	2	0	2	4	0	3	5	0	3	4	0	4	4	0	3
Medicine-Pediatrics	390	7	390	392	12	388	392	9	392	385	7	385	390	15	381
▼ Medicine-Preliminary (PGY-1 Only)	1,640	60	1,507	1,715	72	1,576	1,774	63	1,624	1,833	85	1,639	1,911	100	1,759
Medicine-Preventive Med	6	0	6	7	0	7	8	1	8	5	0	5	7	0	7
Medicine-Primary	420	34	416	453	35	445	429	29	424	441	34	437	430	43	423
Medicine-Psychiatry	26	0	26	26	0	26	24	1	24	24	0	24	23	1	23
Interventional Radiology (Integrated)	51	2	50	51	3	51	45	1	45	41	2	38	38	2	37
Neurodevelopmental Disabilities	6	0	6	6	1	6	5	0	5	6	0	6	4	1	4
Neurological Surgery	241	4	241	243	1	240	240	2	240	234	6	234	232	6	232
Neurology	878	55	877	846	56	843	772	64	761	715	47	702	682	56	665
Nuclear Medicine	0	0	0	0	0	0	0	0	0	0	0	0	0	0	0
Obstetrics-Gynecology	1,539	53	1,533	1,503	49	1,499	1,503	42	1,499	1,460	54	1,457	1,443	58	1,440
OB/GYN-Preliminary (PGY-1 Only)	18	2	12	18	1	8	18	1	9	18	1	12	18	1	9
Orthopedic Surgery	916	6	915	899	8	899	875	8	875	868	5	866	849	5	844
Osteo Neuromusculoskeletal Med	24	0	8	22	0	9	16	0	13	12	0	3	10	0	8
Otolaryngology	382	3	381	373	2	371	361	2	361	350	2	350	350	3	348
Pathology	628	61	621	613	63	607	631	62	619	611	70	589	603	54	587
Pediatrics (Categorical)	3,078	230	2,827	2,986	226	2,900	2,942	224	2,861	2,901	223	2,860	2,864	222	2,812
Pediatrics-Anesthesiology	8	0	8	7	0	7	6	0	6	8	0	8	7	0	7
Pediatrics-Emergency Med	8	0	8	9	0	9	9	0	9	8	0	8	8	2	8
Pediatrics-Medical Genetics	31	1	26	25	1	23	30	3	28	27	1	25	22	0	20
Pediatrics-P M & R	4	0	4	4	0	4	3	0	3	2	0	2	4	0	4
Pediatrics-Preliminary	21	1	18	21	0	18	23	0	21	24	1	22	19	1	12
Pediatrics-Primary	61	5	60	60	7	58	74	7	73	75	9	74	92	14	90
Peds/Psych/Child Psych	28	0	28	26	0	22	21	0	21	21	0	21	22	1	22
Physical Medicine & Rehab	219	5	219	206	6	206	180	8	180	157	10	156	151	7	151
Plastic Surgery (Integrated)	213	2	213	207	2	207	194	4	194	187	2	187	180	3	180
Preventive Medicine	0	0	0	0	0	0	0	0	0	0	0	0	1	0	1
Psychiatry	2,261	178	2,249	2,164	202	2,143	2,047	188	2,030	1,907	176	1,904	1,858	164	1,838
Psychiatry-Family Medicine	10	1	10	10	0	10	10	0	10	12	0	12	12	0	12
Psychiatry-Neurology	5	0	5	3	0	3	4	0	3	4	0	4	2	0	2
Radiation Oncology	12	0	12	10	0	7	10	0	9	15	0	12	14	0	11
Radiology-Diagnostic	145	7	142	143	8	143	132	3	132	122	8	118	123	10	116
Radiology-Nuclear Med	0	0	0	0	0	0	0	0	0	0	0	0	0	0	0
▼ Surgery (Categorical)	1,717	81	1,712	1,670	77	1,667	1,622	80	1,619	1,569	83	1,564	1,536	98	1,531
Surgery-Preliminary (PGY-1 Only)	1,152	80	603	1,133	73	582	1,150	68	632	1,136	78	612	1,174	82	583
Thoracic Surgery	48	0	48	49	0	49	47	2	47	46	1	45	38	0	38
Transitional (PGY-1 Only)	1,747	78	1,516	1,736	95	1,524	1,616	73	1,404	1,497	60	1,272	1,436	78	1,230
Vascular Surgery	100	3	99	93	5	92	84	1	84	79	2	79	75	0	73
TOTAL - PGY-1	38,494	3,181	35,984	37,425	3,356	34,822	36,277	3,099	34,075	35,194	3,152	33,353	34,266	3,154	32,399

Table 7E Positions Offered and Number Filled by U.S. IMGs and All Applicants, 2020 - 2024 (Continued)

Specialty	2024			2023			2022			2021			2020		
	Offered	Filled #	#All	Offered	Filled #	#All	Offered	Filled #	#All	Offered	Filled #	#All	Offered	Filled #	#All
PGY-2 Positions															
Anesthesiology	305	26	305	301	14	301	346	23	346	339	18	339	398	33	396
Child Neurology	6	1	6	6	0	6	7	0	7	8	1	6	9	1	6
Dermatology	517	6	512	499	2	496	492	5	489	477	2	471	478	4	469
Emergency Medicine	0	0	0	0	0	0	0	0	0	0	0	0	0	0	0
Interventional Radiology (Integrated)	137	2	135	125	3	123	123	1	123	121	2	117	118	3	111
Neurodevelopmental Disabilities	2	0	2	2	0	2	3	0	3	4	0	2	3	0	1
Neurology	225	7	222	218	6	217	233	9	232	254	12	253	244	19	240
Nuclear Medicine	3	0	3	4	1	1	1	0	0	1	0	0	1	0	0
Osteo Neuromusculoskeletal Med	0	0	0	2	0	1	2	0	2	7	0	3	7	0	2
Pediatrics-Medical Genetics	0	0	0	0	0	0	0	0	0	0	0	0	0	0	0
Physical Medicine & Rehab	336	12	334	325	11	323	338	8	336	327	15	325	316	13	312
Preventive Medicine	0	0	0	0	0	0	0	0	0	0	0	0	0	0	0
Psychiatry	0	0	0	0	0	0	0	0	0	0	0	0	0	0	0
Radiation Oncology	175	6	163	181	8	147	166	9	134	173	5	138	175	1	143
Radiology-Diagnostic	1,017	24	1,016	1,006	21	1,006	997	32	996	986	37	979	990	49	967
Radiology-Nuclear Med	3	1	3	2	0	2	3	0	3	2	0	2	3	0	2
TOTAL - PGY-2	2,726	85	2,701	2,671	66	2,625	2,711	87	2,671	2,699	92	2,635	2,742	123	2,649
Physician (R) Positions															
Anesthesiology	135	8	134	137	11	133	114	7	108	94	9	93	116	10	108
Child Neurology	22	2	9	26	3	10	15	1	8	20	2	14	25	2	12
Dermatology	29	2	29	16	1	16	22	4	21	20	1	20	29	1	29
Emergency Medicine	0	0	0	0	0	0	0	0	0	0	0	0	0	0	0
Interventional Radiology (Integrated)	2	0	2	2	0	2	1	0	1	2	0	2	0	0	0
Neurodevelopmental Disabilities	0	0	0	2	0	2	1	1	1	2	0	2	3	1	1
Neurology	23	2	23	27	2	22	9	0	9	21	4	20	20	4	16
Nuclear Medicine	0	0	0	0	0	0	0	0	0	0	0	0	0	0	0
Orthopedic Surgery	0	0	0	0	0	0	0	0	0	0	0	0	0	0	0
Osteo Neuromusculoskeletal Med	10	0	2	6	1	3	6	1	4	2	0	1	6	0	1
Otolaryngology	0	0	0	0	0	0	0	0	0	0	0	0	0	0	0
Pathology	0	0	0	0	0	0	0	0	0	0	0	0	0	0	0
Physical Medicine & Rehab	22	2	20	23	1	20	14	1	13	15	5	12	13	2	13
Psychiatry	0	0	0	0	0	0	0	0	0	0	0	0	0	0	0
Radiation Oncology	16	0	13	13	0	8	9	2	6	5	0	3	3	0	2
Radiology-Diagnostic	24	1	24	27	0	27	26	0	26	31	5	23	33	3	28
Radiology-Nuclear Med	0	0	0	0	0	0	0	0	0	1	0	1	0	0	0
TOTAL - Physician (R)	283	17	256	279	19	243	217	17	197	213	26	191	248	23	210
GRAND TOTAL	41,503	3,283	38,941	40,375	3,441	37,690	39,205	3,203	36,943	38,106	3,270	36,179	37,256	3,300	35,258

▲▼ Denotes increase/decrease in number of positions filled by MD seniors of more than 10 percent and 10 positions between 2020 and 2024.

Table 7F Positions Offered and Number Filled by Non-U.S. IMGs and All Applicants, 2020 - 2024

Specialty	2024			2023			2022			2021			2020		
	Offered	Filled #	#All	Offered	Filled #	#All	Offered	Filled #	#All	Offered	Filled #	#All	Offered	Filled #	#All
PGY-1 Positions															
Anesthesiology	1,695	79	1,695	1,609	69	1,606	1,509	61	1,508	1,460	66	1,457	1,370	78	1,369
Child Neurology	184	18	177	177	18	174	166	22	150	159	22	147	159	14	151
Dermatology	30	1	30	29	0	29	30	1	28	30	0	30	31	2	31
▲ Emergency Medicine	3,026	123	2,891	3,010	61	2,456	2,921	45	2,702	2,840	35	2,826	2,665	30	2,652
Emergency Med-Anesthesiology	2	0	1	1	0	0	2	0	2	2	0	2	0	0	0
Emergency Med-Family Med	7	0	7	7	0	7	7	1	7	7	0	7	6	0	6
▲ Family Medicine	5,213	706	4,577	5,088	562	4,511	4,916	457	4,451	4,823	443	4,472	4,662	405	4,313
Family Medicine-ONMM	0	0	0	0	0	0	0	0	0	0	0	0	2	0	2
Family Med-Preventive Med	1	0	1	2	0	2	2	0	2	2	1	2	3	0	2
▲ Internal Medicine (Categorical)	10,261	3,109	9,767	9,725	2,659	9,345	9,380	2,435	8,915	9,024	2,212	8,632	8,697	2,116	8,324
Medicine-Anesthesiology	1	0	1	5	0	4	3	1	3	4	0	4	3	0	3
Medicine-Dermatology	8	0	8	8	1	8	8	0	8	8	0	7	6	0	5
Medicine-Emergency Med	31	0	31	31	2	28	31	0	31	31	1	31	30	0	30
Medicine-Medical Genetics	2	1	2	4	0	3	5	0	3	4	1	4	4	0	3
Medicine-Pediatrics	390	13	390	392	21	388	392	10	392	385	16	385	390	9	381
▼ Medicine-Preliminary (PGY-1 Only)	1,640	132	1,507	1,715	117	1,576	1,774	128	1,624	1,833	145	1,639	1,911	163	1,759
Medicine-Preventive Med	6	3	6	7	4	7	8	2	8	5	3	5	7	3	7
Medicine-Primary	420	92	416	453	113	445	429	110	424	441	104	437	430	83	423
Medicine-Psychiatry	26	1	26	26	0	26	24	0	24	24	1	24	23	3	23
Interventional Radiology (Integrated)	51	1	50	51	6	51	45	2	45	41	1	38	38	4	37
Neurodevelopmental Disabilities	6	1	6	6	0	6	5	0	5	6	1	6	4	0	4
Neurological Surgery	241	16	241	243	14	240	240	16	240	234	11	234	232	12	232
▲ Neurology	878	204	877	846	170	843	772	163	761	715	179	702	682	182	665
Nuclear Medicine	0	0	0	0	0	0	0	0	0	0	0	0	0	0	0
Obstetrics-Gynecology	1,539	43	1,533	1,503	38	1,499	1,503	40	1,499	1,460	34	1,457	1,443	36	1,440
OB/GYN-Preliminary (PGY-1 Only)	18	2	12	18	3	8	18	2	9	18	4	12	18	4	9
Orthopedic Surgery	916	2	915	899	4	899	875	11	875	868	3	866	849	7	844
Osteo Neuromusculoskeletal Med	24	0	8	22	0	9	16	0	13	12	0	3	10	0	8
Otolaryngology	382	5	381	373	5	371	361	2	361	350	4	350	350	2	348
▼ Pathology	628	171	621	613	185	607	631	212	619	611	231	589	603	232	587
▲ Pediatrics (Categorical)	3,078	500	2,827	2,986	401	2,900	2,942	350	2,861	2,901	329	2,860	2,864	340	2,812
Pediatrics-Anesthesiology	8	1	8	7	0	7	6	0	6	8	0	8	7	0	7
Pediatrics-Emergency Med	8	0	8	9	0	9	9	0	9	8	0	8	8	0	8
Pediatrics-Medical Genetics	31	6	26	25	3	23	30	6	28	27	3	25	22	4	20
Pediatrics-P M & R	4	0	4	4	0	4	3	0	3	2	0	2	4	0	4
Pediatrics-Preliminary	21	1	18	21	2	18	23	2	21	24	4	22	19	2	12
Pediatrics-Primary	61	31	60	60	23	58	74	25	73	75	23	74	92	29	90
Peds/Psych/Child Psych	28	0	28	26	0	22	21	0	21	21	1	21	22	0	22
Physical Medicine & Rehab	219	6	219	206	4	206	180	8	180	157	5	156	151	2	151
Plastic Surgery (Integrated)	213	8	213	207	6	207	194	7	194	187	6	187	180	6	180
Preventive Medicine	0	0	0	0	0	0	0	0	0	0	0	0	1	1	1
▲ Psychiatry	2,261	185	2,249	2,164	149	2,143	2,047	133	2,030	1,907	133	1,904	1,858	129	1,838
Psychiatry-Family Medicine	10	0	10	10	0	10	10	0	10	12	0	12	12	0	12
Psychiatry-Neurology	5	1	5	3	1	3	4	0	3	4	1	4	2	0	2
Radiation Oncology	12	3	12	10	1	7	10	1	9	15	5	12	14	2	11
▼ Radiology-Diagnostic	145	14	142	143	13	143	132	10	132	122	8	118	123	24	116
Radiology-Nuclear Med	0	0	0	0	0	0	0	0	0	0	0	0	0	0	0
▲ Surgery (Categorical)	1,717	97	1,712	1,670	95	1,667	1,622	81	1,619	1,569	73	1,564	1,536	80	1,531
▲ Surgery-Preliminary (PGY-1 Only)	1,152	200	603	1,133	186	582	1,150	167	632	1,136	191	612	1,174	160	583
Thoracic Surgery	48	0	48	49	5	49	47	3	47	46	0	45	38	4	38
▲ Transitional (PGY-1 Only)	1,747	80	1,516	1,736	87	1,524	1,616	51	1,404	1,497	49	1,272	1,436	50	1,230
Vascular Surgery	100	8	99	93	4	92	84	6	84	79	7	79	75	4	73
TOTAL - PGY-1	38,494	5,864	35,984	37,425	5,032	34,822	36,277	4,571	34,075	35,194	4,356	33,353	34,266	4,222	32,399

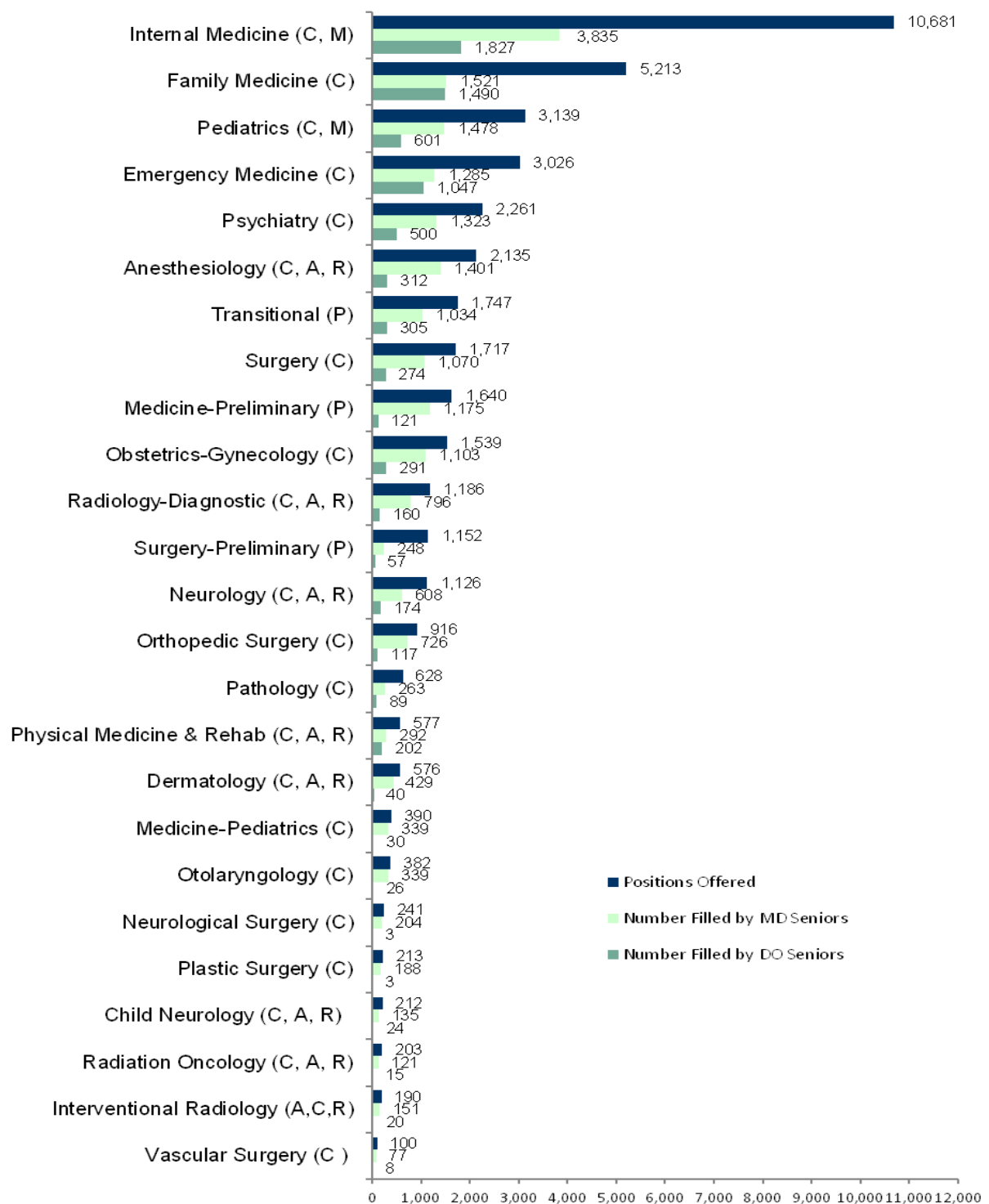
Table 7F Positions Offered and Number Filled by Non-U.S. IMGs and All Applicants, 2020 - 2024 (Continued)

Specialty	2024			2023			2022			2021			2020		
	Offered	Filled #	#All	Offered	Filled #	#All	Offered	Filled #	#All	Offered	Filled #	#All	Offered	Filled #	#All
PGY-2 Positions															
Anesthesiology	305	10	305	301	7	301	346	8	346	339	11	339	398	17	396
Child Neurology	6	1	6	6	2	6	7	0	7	8	3	6	9	2	6
Dermatology	517	9	512	499	5	496	492	6	489	477	10	471	478	11	469
Emergency Medicine	0	0	0	0	0	0	0	0	0	0	0	0	0	0	0
Interventional Radiology (Integrated)	137	6	135	125	7	123	123	2	123	121	3	117	118	1	111
Neurodevelopmental Disabilities	2	0	2	2	1	2	3	0	3	4	1	2	3	0	1
Neurology	225	39	222	218	48	217	233	34	232	254	45	253	244	46	240
Nuclear Medicine	3	0	3	4	0	1	1	0	0	1	0	0	1	0	0
Osteo Neuromusculoskeletal Med	0	0	0	2	0	1	2	0	2	7	0	3	7	0	2
Pediatrics-Medical Genetics	0	0	0	0	0	0	0	0	0	0	0	0	0	0	0
Physical Medicine & Rehab	336	10	334	325	4	323	338	7	336	327	13	325	316	7	312
Preventive Medicine	0	0	0	0	0	0	0	0	0	0	0	0	0	0	0
Psychiatry	0	0	0	0	0	0	0	0	0	0	0	0	0	0	0
Radiation Oncology	175	19	163	181	16	147	166	13	134	173	22	138	175	14	143
✓Radiology-Diagnostic	1,017	68	1,016	1,006	52	1,006	997	59	996	986	84	979	990	78	967
Radiology-Nuclear Med	3	0	3	2	0	2	3	0	3	2	1	2	3	1	2
TOTAL - PGY-2	2,726	162	2,701	2,671	142	2,625	2,711	129	2,671	2,699	193	2,635	2,742	177	2,649
Physician (R) Positions															
Anesthesiology	135	5	134	137	9	133	114	5	108	94	10	93	116	9	108
Child Neurology	22	3	9	26	3	10	15	2	8	20	4	14	25	5	12
Dermatology	29	1	29	16	0	16	22	1	21	20	2	20	29	3	29
Emergency Medicine	0	0	0	0	0	0	0	0	0	0	0	0	0	0	0
Interventional Radiology (Integrated)	2	1	2	2	0	2	1	0	1	2	0	2	0	0	0
Neurodevelopmental Disabilities	0	0	0	2	1	2	1	0	1	2	1	2	3	0	1
Neurology	23	11	23	27	12	22	9	3	9	21	11	20	20	7	16
Nuclear Medicine	0	0	0	0	0	0	0	0	0	0	0	0	0	0	0
Orthopedic Surgery	0	0	0	0	0	0	0	0	0	0	0	0	0	0	0
Osteo Neuromusculoskeletal Med	10	0	2	6	0	3	6	0	4	2	0	1	6	0	1
Otolaryngology	0	0	0	0	0	0	0	0	0	0	0	0	0	0	0
Pathology	0	0	0	0	0	0	0	0	0	0	0	0	0	0	0
Physical Medicine & Rehab	22	0	20	23	1	20	14	1	13	15	2	12	13	2	13
Psychiatry	0	0	0	0	0	0	0	0	0	0	0	0	0	0	0
Radiation Oncology	16	3	13	13	2	8	9	0	6	5	0	3	3	0	2
Radiology-Diagnostic	24	4	24	27	3	27	26	2	26	31	0	23	33	3	28
Radiology-Nuclear Med	0	0	0	0	0	0	0	0	0	1	0	1	0	0	0
TOTAL - Physician (R)	283	28	256	279	31	243	217	14	197	213	30	191	248	29	210
GRAND TOTAL	41,503	6,054	38,941	40,375	5,205	37,690	39,205	4,714	36,943	38,106	4,579	36,179	37,256	4,428	35,258

✓ Denotes increase/decrease in number of positions filled by MD seniors of more than 10 percent and 10 positions between 2020 and 2024.

Figure 5

Number of Positions Offered and Filled for Selected Specialties, * 2024



* Specialties offering at least 100 positions.

A: Advanced positions

C: Categorical positions

M: Primary care categorical positions

P: Preliminary positions

R: Physician positions

Table 8A Positions Offered and Percent Filled by U.S MD Seniors and All Applicants, 2020 - 2024

Specialty	2024			2023			2022			2021			2020		
	Offered	Filled %	%All	Offered	Filled %	%All	Offered	Filled %	%All	Offered	Filled %	%All	Offered	Filled %	%All
PGY-1 Positions															
Anesthesiology	1,695	70.3	100.0	1,609	74.5	99.8	1,509	69.8	99.9	1,460	70.1	99.8	1,370	68.3	99.9
Child Neurology	184	72.3	96.2	177	70.6	98.3	166	61.4	90.4	159	62.9	92.5	159	69.8	95.0
Dermatology	30	80.0	100.0	29	72.4	100.0	30	80.0	93.3	30	83.3	100.0	31	74.2	100.0
Emergency Medicine	3,026	42.5	95.5	3,010	42.3	81.6	2,921	54.5	92.5	2,840	62.1	99.5	2,665	64.3	99.5
Emergency Med-Anesthesiology	2	50.0	50.0	1	0.0	0.0	2	50.0	100.0	2	100.0	100.0	0	0.0	0.0
Emergency Med-Family Med	7	57.1	100.0	7	57.1	100.0	7	57.1	100.0	7	71.4	100.0	6	33.3	100.0
Family Medicine	5,213	29.2	87.8	5,088	29.2	88.7	4,916	31.3	90.5	4,823	33.3	92.7	4,662	33.1	92.5
Family Medicine-ONMM	0	0.0	0.0	0	0.0	0.0	0	0.0	0.0	0	0.0	0.0	2	0.0	100.0
Family Med-Preventive Med	1	100.0	100.0	2	100.0	100.0	2	0.0	100.0	2	50.0	100.0	3	66.7	66.7
Internal Medicine (Categorical)	10,261	35.0	95.2	9,725	36.9	96.1	9,380	37.2	95.0	9,024	39.0	95.7	8,697	40.2	95.7
Medicine-Anesthesiology	1	100.0	100.0	5	80.0	80.0	3	66.7	100.0	4	100.0	100.0	3	100.0	100.0
Medicine-Dermatology	8	87.5	100.0	8	87.5	100.0	8	87.5	100.0	8	87.5	87.5	6	83.3	83.3
Medicine-Emergency Med	31	67.7	100.0	31	45.2	90.3	31	71.0	100.0	31	61.3	100.0	30	63.3	100.0
Medicine-Medical Genetics	2	50.0	100.0	4	50.0	75.0	5	60.0	60.0	4	75.0	100.0	4	50.0	75.0
Medicine-Pediatrics	390	86.9	100.0	392	78.3	99.0	392	84.7	100.0	385	81.3	100.0	390	81.0	97.7
Medicine-Preliminary (PGY-1 Only)	1,640	71.6	91.9	1,715	70.3	91.9	1,774	71.1	91.5	1,833	66.0	89.4	1,911	68.7	92.0
Medicine-Preventive Med	6	33.3	100.0	7	42.9	100.0	8	62.5	100.0	5	40.0	100.0	7	57.1	100.0
Medicine-Primary	420	57.1	99.0	453	54.3	98.2	429	57.8	98.8	441	56.9	99.1	430	57.4	98.4
Medicine-Psychiatry	26	92.3	100.0	26	92.3	100.0	24	83.3	100.0	24	91.7	100.0	23	78.3	100.0
Interventional Radiology (Integrated)	51	78.4	98.0	51	72.5	100.0	45	82.2	100.0	41	73.2	92.7	38	65.8	97.4
Neurodevelopmental Disabilities	6	50.0	100.0	6	83.3	100.0	5	60.0	100.0	6	50.0	100.0	4	75.0	100.0
Neurological Surgery	241	84.6	100.0	243	86.8	98.8	240	84.2	100.0	234	84.6	100.0	232	87.5	100.0
Neurology	878	53.1	99.9	846	54.5	99.6	772	50.9	98.6	715	50.1	98.2	682	46.5	97.5
Obstetrics-Gynecology	1,539	71.7	99.6	1,503	73.3	99.7	1,503	73.6	99.7	1,460	74.5	99.8	1,443	75.5	99.8
OB/GYN-Preliminary (PGY-1 Only)	18	38.9	66.7	18	22.2	44.4	18	22.2	50.0	18	33.3	66.7	18	16.7	50.0
Orthopedic Surgery	916	79.3	99.9	899	76.8	100.0	875	80.6	100.0	868	80.5	99.8	849	80.8	99.4
Osteo Neuromusculoskeletal Med	24	0.0	33.3	22	0.0	40.9	16	0.0	81.3	12	0.0	25.0	10	0.0	80.0
Otolaryngology	382	88.7	99.7	373	83.1	99.5	361	87.5	100.0	350	88.6	100.0	350	88.6	99.4
Pathology	628	41.9	98.9	613	39.5	99.0	631	36.6	98.1	611	32.4	96.4	603	33.8	97.3
Pediatrics (Categorical)	3,078	47.6	91.8	2,986	54.8	97.1	2,942	56.5	97.2	2,901	60.3	98.6	2,864	60.4	98.2
Pediatrics-Anesthesiology	8	87.5	100.0	7	100.0	100.0	6	100.0	100.0	8	100.0	100.0	7	100.0	100.0
Pediatrics-Emergency Med	8	62.5	100.0	9	66.7	100.0	9	66.7	100.0	8	87.5	100.0	8	62.5	100.0
Pediatrics-Medical Genetics	31	58.1	83.9	25	68.0	92.0	30	60.0	93.3	27	70.4	92.6	22	59.1	90.9
Pediatrics-P M & R	4	75.0	100.0	4	100.0	100.0	3	100.0	100.0	2	100.0	100.0	4	50.0	100.0
Pediatrics-Preliminary	21	66.7	85.7	21	66.7	85.7	23	69.6	91.3	24	66.7	91.7	19	47.4	63.2
Pediatrics-Primary	61	23.0	98.4	60	36.7	96.7	74	41.9	98.6	75	52.0	98.7	92	39.1	97.8
Peds/Psych/Child Psych	28	92.9	100.0	26	76.9	84.6	21	95.2	100.0	21	90.5	100.0	22	90.9	100.0
Physical Medicine & Rehab	219	52.1	100.0	206	57.3	100.0	180	57.8	100.0	157	56.1	99.4	151	53.6	100.0
Plastic Surgery (Integrated)	213	88.3	100.0	207	92.3	100.0	194	89.2	100.0	187	89.3	100.0	180	91.7	100.0
Preventive Medicine	0	0.0	0.0	0	0.0	0.0	0	0.0	0.0	0	0.0	0.0	1	0.0	100.0
Psychiatry	2,261	58.5	99.5	2,164	62.1	99.0	2,047	61.2	99.2	1,907	63.2	99.8	1,858	61.2	98.9
Psychiatry-Family Medicine	10	90.0	100.0	10	90.0	100.0	10	100.0	100.0	12	91.7	100.0	12	83.3	100.0
Psychiatry-Neurology	5	60.0	100.0	3	66.7	100.0	4	50.0	75.0	4	25.0	100.0	2	100.0	100.0
Radiation Oncology	12	58.3	100.0	10	60.0	70.0	10	70.0	90.0	15	46.7	80.0	14	57.1	78.6
Radiology-Diagnostic	145	54.5	97.9	143	62.9	100.0	132	55.3	100.0	122	58.2	96.7	123	40.7	94.3
Radiology-Nuclear Med	0	0.0	0.0	0	0.0	0.0	0	0.0	0.0	0	0.0	0.0	0	0.0	0.0
Surgery (Categorical)	1,717	62.3	99.7	1,670	63.6	99.8	1,622	65.3	99.8	1,569	65.6	99.7	1,536	67.3	99.7
Surgery-Preliminary (PGY-1 Only)	1,152	21.5	52.3	1,133	21.7	51.4	1,150	26.4	55.0	1,136	23.9	53.9	1,174	24.7	49.7
Thoracic Surgery	48	93.8	100.0	49	83.7	100.0	47	87.2	100.0	46	93.5	97.8	38	84.2	100.0
Transitional (PGY-1 Only)	1,747	59.2	86.8	1,736	58.5	87.8	1,616	56.9	86.9	1,497	56.4	85.0	1,436	57.2	85.7
Vascular Surgery	100	77.0	99.0	93	80.6	98.9	84	85.7	100.0	79	82.3	100.0	75	81.3	97.3
TOTAL - PGY-1	38,494	48.0	93.5	37,425	49.4	93.0	36,277	51.0	93.9	35,194	52.4	94.8	34,266	52.8	94.6

Table 8A Positions Offered and Percent Filled by U.S MD Seniors and All Applicants, 2020 - 2024 (Continued)

Specialty	2024			2023			2022			2021			2020		
	Offered	Filled %	%All	Offered	Filled %	%All	Offered	Filled %	%All	Offered	Filled %	%All	Offered	Filled %	%All
PGY-2 Positions															
Anesthesiology	305	68.5	100.0	301	66.8	100.0	346	67.1	100.0	339	62.2	100.0	398	66.6	99.5
Child Neurology	6	33.3	100.0	6	33.3	100.0	7	28.6	100.0	8	12.5	75.0	9	11.1	66.7
Dermatology	517	78.3	99.0	499	77.0	99.4	492	82.9	99.4	477	80.1	98.7	478	77.0	98.1
Emergency Medicine	0	0.0	0.0	0	0.0	0.0	0	0.0	0.0	0	0.0	0.0	0	0.0	0.0
Interventional Radiology (Integrated)	137	81.0	98.5	125	72.0	98.4	123	80.5	100.0	121	80.2	96.7	118	79.7	94.1
Neurodevelopmental Disabilities	2	100.0	100.0	2	50.0	100.0	3	100.0	100.0	4	25.0	50.0	3	33.3	33.3
Neurology	225	63.1	98.7	218	62.8	99.5	233	70.8	99.6	254	65.7	99.6	244	60.7	98.4
Nuclear Medicine	3	33.3	100.0	4	0.0	25.0	1	0.0	0.0	1	0.0	0.0	1	0.0	0.0
Osteo Neuromusculoskeletal Med	0	0.0	0.0	2	0.0	50.0	2	0.0	100.0	7	0.0	42.9	7	0.0	28.6
Pediatrics-Medical Genetics	0	0.0	0.0	0	0.0	0.0	0	0.0	0.0	0	0.0	0.0	0	0.0	0.0
Physical Medicine & Rehab	336	53.0	99.4	325	56.0	99.4	338	50.9	99.4	327	51.1	99.4	316	51.9	98.7
Preventive Medicine	0	0.0	0.0	0	0.0	0.0	0	0.0	0.0	0	0.0	0.0	0		
Psychiatry	0	0.0	0.0	0	0.0	0.0	0	0.0	0.0	0	0.0	0.0	0	0.0	0.0
Radiation Oncology	175	65.1	93.1	181	58.6	81.2	166	58.4	80.7	173	54.3	79.8	175	65.1	81.7
Radiology-Diagnostic	1,017	70.5	99.9	1,006	73.0	100.0	997	71.5	99.9	986	68.0	99.3	990	66.7	97.7
Radiology-Nuclear Med	3	33.3	100.0	2	100.0	100.0	3	66.7	100.0	2	50.0	100.0	3	33.3	66.7
TOTAL - PGY-2	2,726	69.0	99.1	2,671	68.9	98.3	2,711	69.8	98.5	2,699	66.4	97.6	2,742	66.2	96.6
Physician (R) Positions*															
Anesthesiology	135	0.0	99.3	137	0.0	97.1	114	0.0	94.7	94	0.0	98.9	116	0.0	93.1
Child Neurology	22	0.0	40.9	26	0.0	38.5	15	0.0	53.3	20	0.0	70.0	25	0.0	48.0
Dermatology	29	0.0	100.0	16	0.0	100.0	22	0.0	95.5	20	0.0	100.0	29	0.0	100.0
Emergency Medicine	0	0.0	0.0	0	0.0	0.0	0	0.0	0.0	0	0.0	0.0	0	0.0	0.0
Interventional Radiology (Integrated)	2	0.0	100.0	2	0.0	100.0	1	0.0	100.0	2	0.0	100.0	0	0.0	0.0
Neurodevelopmental Disabilities	0	0.0	0.0	2	0.0	100.0	1	0.0	100.0	2	0.0	100.0	3	0.0	33.3
Neurology	23	0.0	100.0	27	0.0	81.5	9	0.0	100.0	21	0.0	95.2	20	0.0	80.0
Nuclear Medicine	0	0.0	0.0	0	0.0	0.0	0	0.0	0.0	0	0.0	0.0	0	0.0	0.0
Orthopedic Surgery	0	0.0	0.0	0	0.0	0.0	0	0.0	0.0	0	0.0	0.0	0	0.0	0.0
Osteo Neuromusculoskeletal Med	10	0.0	20.0	6	0.0	50.0	6	0.0	66.7	2	0.0	50.0	6	0.0	16.7
Otolaryngology	0	0.0	0.0	0	0.0	0.0	0	0.0	0.0	0	0.0	0.0	0	0.0	0.0
Pathology	0	0.0	0.0	0	0.0	0.0	0	0.0	0.0	0	0.0	0.0	0	0.0	0.0
Physical Medicine & Rehab	22	0.0	90.9	23	0.0	87.0	14	0.0	92.9	15	0.0	80.0	13	0.0	100.0
Psychiatry	0	0.0	0.0	0	0.0	0.0	0	0.0	0.0	0	0.0	0.0	0	0.0	0.0
Radiation Oncology	16	0.0	81.3	13	0.0	61.5	9	0.0	66.7	5	0.0	60.0	3	0.0	66.7
Radiology-Diagnostic	24	0.0	100.0	27	0.0	100.0	26	0.0	100.0	31	0.0	74.2	33	0.0	84.8
Radiology-Nuclear Med	0	0.0	0.0	0	0.0	0.0	0	0.0	0.0	1	0.0	100.0	0	0.0	0.0
TOTAL - Physician (R)	283	0.0	90.5	279	0.0	87.1	217	0.0	90.8	213	0.0	89.7	248	0.0	84.7
GRAND TOTAL	41,503	49.0	93.8	40,375	50.4	93.3	39,205	52.0	94.2	38,106	53.1	94.9	37,256	53.5	94.6

* Physician (R) positions are PGY-2 positions starting in the year of the Match that are reserved for applicants who have had prior graduate medical education. Physician positions are not available to senior medical students. In previous *Results and Data Books*, the numbers of R positions were small, and they were included in the categorical position counts. In 2014, NRMP began listing R positions separately.

Table 8B Positions Offered and Percent Filled by U.S. DO Seniors and All Applicants, 2020 - 2024

Specialty	2024			2023			2022			2021			2020		
	Offered	Filled		Offered	Filled		Offered	Filled		Offered	Filled		Offered	Filled	
		%	%All		%	%All		%	%All		%	%All			
PGY-1 Positions															
Anesthesiology	1,695	16.8	100.0	1,609	15.2	99.8	1,509	17.4	99.9	1,460	18.4	99.8	1,370	19.1	99.9
Child Neurology	184	12.0	96.2	177	13.0	98.3	166	9.0	90.4	159	11.3	92.5	159	12.6	95.0
Dermatology	30	16.7	100.0	29	17.2	100.0	30	10.0	93.3	30	16.7	100.0	31	19.4	100.0
Emergency Medicine	3,026	34.6	95.5	3,010	24.3	81.6	2,921	25.8	92.5	2,840	27.8	99.5	2,665	25.6	99.5
Emergency Med-Anesthesiology	2	0.0	50.0	1	0.0	0.0	2	50.0	100.0	2	0.0	100.0	0	0.0	0.0
Emergency Med-Family Med	7	42.9	100.0	7	28.6	100.0	7	14.3	100.0	7	28.6	100.0	6	50.0	100.0
Family Medicine	5,213	28.6	87.8	5,088	29.7	88.7	4,916	30.4	90.5	4,823	29.9	92.7	4,662	29.9	92.5
Family Medicine-ONMM	0	0.0	0.0	0	0.0	0.0	0	0.0	0.0	0	0.0	0.0	2	100.0	100.0
Family Med-Preventive Med	1	0.0	100.0	2	0.0	100.0	2	50.0	100.0	2	0.0	100.0	3	0.0	66.7
Internal Medicine (Categorical)	10,261	17.4	95.2	9,725	17.4	96.1	9,380	17.1	95.0	9,024	16.4	95.7	8,697	16.0	95.7
Medicine-Anesthesiology	1	0.0	100.0	5	0.0	80.0	3	0.0	100.0	4	0.0	100.0	3	0.0	100.0
Medicine-Dermatology	8	0.0	100.0	8	0.0	100.0	8	12.5	100.0	8	0.0	87.5	6	0.0	83.3
Medicine-Emergency Med	31	29.0	100.0	31	29.0	90.3	31	29.0	100.0	31	32.3	100.0	30	30.0	100.0
Medicine-Medical Genetics	2	0.0	100.0	4	25.0	75.0	5	0.0	60.0	4	0.0	100.0	4	0.0	75.0
Medicine-Pediatrics	390	7.7	100.0	392	11.2	99.0	392	9.9	100.0	385	12.2	100.0	390	9.2	97.7
Medicine-Preliminary (PGY-1 Only)	1,640	7.4	91.9	1,715	8.7	91.9	1,774	8.5	91.5	1,833	9.7	89.4	1,911	8.5	92.0
Medicine-Preventive Med	6	16.7	100.0	7	0.0	100.0	8	0.0	100.0	5	0.0	100.0	7	0.0	100.0
Medicine-Primary	420	10.5	99.0	453	9.9	98.2	429	7.7	98.8	441	9.3	99.1	430	9.5	98.4
Medicine-Psychiatry	26	3.8	100.0	26	7.7	100.0	24	12.5	100.0	24	4.2	100.0	23	0.0	100.0
Interventional Radiology (Integrated)	51	11.8	98.0	51	7.8	100.0	45	6.7	100.0	41	7.3	92.7	38	13.2	97.4
Neurodevelopmental Disabilities	6	33.3	100.0	6	0.0	100.0	5	40.0	100.0	6	33.3	100.0	4	0.0	100.0
Neurological Surgery	241	1.2	100.0	243	1.2	98.8	240	3.8	100.0	234	2.6	100.0	232	1.3	100.0
Neurology	878	16.4	99.9	846	17.5	99.6	772	17.1	98.6	715	15.0	98.2	682	15.1	97.5
Nuclear Medicine	0	0.0	0.0	0	0.0	0.0	0	0.0	0.0	0	0.0	0.0	0	0.0	0.0
Obstetrics-Gynecology	1,539	18.9	99.6	1,503	16.6	99.7	1,503	16.1	99.7	1,460	15.4	99.8	1,443	15.3	99.8
OB/GYN-Preliminary (PGY-1 Only)	18	5.6	66.7	18	0.0	44.4	18	5.6	50.0	18	5.6	66.7	18	5.6	50.0
Orthopedic Surgery	916	12.8	99.9	899	13.2	100.0	875	12.7	100.0	868	12.3	99.8	849	13.2	99.4
Osteo Neuromusculoskeletal Med	24	25.0	33.3	22	36.4	40.9	16	62.5	81.3	12	16.7	25.0	10	80.0	80.0
Otolaryngology	382	6.8	99.7	373	6.2	99.5	361	5.8	100.0	350	4.6	100.0	350	4.9	99.4
Pathology	628	14.2	98.9	613	14.2	99.0	631	12.0	98.1	611	9.0	96.4	603	11.1	97.3
Pediatrics (Categorical)	3,078	19.2	91.8	2,986	20.4	97.1	2,942	19.7	97.2	2,901	17.9	98.6	2,864	16.9	98.2
Pediatrics-Anesthesiology	8	0.0	100.0	7	0.0	100.0	6	0.0	100.0	8	0.0	100.0	7	0.0	100.0
Pediatrics-Emergency Med	8	37.5	100.0	9	33.3	100.0	9	33.3	100.0	8	12.5	100.0	8	12.5	100.0
Pediatrics-Medical Genetics	31	3.2	83.9	25	8.0	92.0	30	3.3	93.3	27	7.4	92.6	22	13.6	90.9
Pediatrics-P M & R	4	25.0	100.0	4	0.0	100.0	3	0.0	100.0	2	0.0	100.0	4	50.0	100.0
Pediatrics-Preliminary	21	9.5	85.7	21	9.5	85.7	23	13.0	91.3	24	4.2	91.7	19	0.0	63.2
Pediatrics-Primary	61	16.4	98.4	60	10.0	96.7	74	12.2	98.6	75	4.0	98.7	92	12.0	97.8
Peds/Psych/Child Psych	28	7.1	100.0	26	7.7	84.6	21	4.8	100.0	21	4.8	100.0	22	4.5	100.0
Physical Medicine & Rehab	219	40.2	100.0	206	35.9	100.0	180	30.6	100.0	157	31.2	99.4	151	39.7	100.0
Plastic Surgery (Integrated)	213	1.4	100.0	207	0.0	100.0	194	0.0	100.0	187	1.1	100.0	180	0.0	100.0
Preventive Medicine	0	0.0	0.0	0	0.0	0.0	0	0.0	0.0	0	0.0	0.0	1	0.0	100.0
Psychiatry	2,261	22.1	99.5	2,164	18.6	99.0	2,047	18.9	99.2	1,907	17.4	99.8	1,858	18.0	98.9
Psychiatry-Family Medicine	10	0.0	100.0	10	10.0	100.0	10	0.0	100.0	12	8.3	100.0	12	16.7	100.0
Psychiatry-Neurology	5	20.0	100.0	3	0.0	100.0	4	25.0	75.0	4	50.0	100.0	2	0.0	100.0
Radiation Oncology	12	16.7	100.0	10	0.0	70.0	10	10.0	90.0	15	0.0	80.0	14	7.1	78.6
Radiology-Diagnostic	145	26.2	97.9	143	19.6	100.0	132	31.1	100.0	122*	23.0	96.7*	123	22.8	94.3
Radiology-Nuclear Med	0	0.0	0.0	0	0.0	0.0	0	0.0	0.0	0	0.0	0.0	0	0.0	0.0
Surgery (Categorical)	1,717	16.0	99.7	1,670	14.6	99.8	1,622	13.1	99.8	1,569	14.5	99.7	1,536	13.2	99.7
Surgery-Preliminary (PGY-1 Only)	1,152	4.9	52.3	1,133	4.1	51.4	1,150	4.9	55.0	1,136	4.1	53.9	1,174	2.6	49.7
Thoracic Surgery	48	2.1	100.0	49	2.0	100.0	47	2.1	100.0	46	2.2	97.8	38	2.6	100.0
Transitional (PGY-1 Only)	1,747	17.5	86.8	1,736	16.9	87.8	1,616	20.9	86.9	1,497	20.2	85.0	1,436	18.1	85.7
Vascular Surgery	100	8.0	99.0	93	4.3	98.9	84	1.2	100.0	79	3.8	100.0	75	6.7	97.3
TOTAL - PGY-1	38,494	19.3	93.5	37,425	18.2	93.0	36,277	18.4	93.9	35,194	18.0	94.8	34,266	17.4	94.6

Table 8B Positions Offered and Percent Filled by U.S. DO Seniors and All Applicants, 2020 - 2024 (Continued)

Specialty	2024			2023			2022			2021			2020		
	Offered	Filled %	%All	Offered	Filled %	%All	Offered	Filled %	%All	Offered	Filled %	%All	Offered	Filled %	%All
PGY-2 Positions															
Anesthesiology	305	9.2	100.0	301	15.9	100.0	346	15.3	100.0	339	20.4	100.0	398	16.3	99.5
Child Neurology	6	33.3	100.0	6	33.3	100.0	7	42.9	100.0	8	12.5	75.0	9	11.1	66.7
Dermatology	517	6.8	99.0	499	6.8	99.4	492	7.7	99.4	477	6.5	98.7	478	7.3	98.1
Emergency Medicine	0	0.0	0.0	0	0.0	0.0	0	0.0	0.0	0	0.0	0.0	0	0.0	0.0
Interventional Radiology (Integrated)	137	10.2	98.5	125	14.4	98.4	123	14.6	100.0	121	9.9	96.7	118	8.5	94.1
Neurodevelopmental Disabilities	2	0.0	100.0	2	0.0	100.0	3	0.0	100.0	4	0.0	50.0	3	0.0	33.3
Neurology	225	13.3	98.7	218	10.6	99.5	233	9.9	99.6	254	10.6	99.6	244	9.4	98.4
Nuclear Medicine	3	0.0	100.0	4	0.0	25.0	1	0.0	0.0	1	0.0	0.0	1	0.0	0.0
Osteo Neuromusculoskeletal Med	0	0.0	0.0	2	50.0	50.0	2	100.0	100.0	7	28.6	42.9	7	28.6	28.6
Pediatrics-Medical Genetics	0	0.0	0.0	0	0.0	0.0	0	0.0	0.0	0	0.0	0.0	0	0.0	0.0
Physical Medicine & Rehab	336	33.9	99.4	325	34.8	99.4	338	37.6	99.4	327	37.0	99.4	316	38.0	98.7
Preventive Medicine	0	0.0	0.0	0	0.0	0.0	0	0.0	0.0	0	0.0	0.0	0		
Psychiatry	0	0.0	0.0	0	0.0	0.0	0	0.0	0.0	0	0.0	0.0	0	0.0	0.0
Radiation Oncology	175	7.4	93.1	181	3.3	81.2	166	4.2	80.7	173	5.8	79.8	175	2.3	81.7
Radiology-Diagnostic	1,017	12.0	99.9	1,006	10.3	100.0	997	13.2	99.9	986	14.5	99.3	990	13.6	97.7
Radiology-Nuclear Med	3	33.3	100.0	2	0.0	100.0	3	33.3	100.0	2	0.0	100.0	3	0.0	66.7
TOTAL - PGY-2	2,726	13.2	99.1	2,671	13.1	98.3	2,711	14.9	98.5	2,699	15.4	97.6	2,742	14.4	96.6
Physician (R) Positions*															
Anesthesiology	135	0.0	99.3	137	0.0	97.1	114	0.0	94.7	94	0.0	98.9	116	0.0	93.1
Child Neurology	22	0.0	40.9	26	0.0	38.5	15	0.0	53.3	20	0.0	70.0	25	0.0	48.0
Dermatology	29	0.0	100.0	16	0.0	100.0	22	0.0	95.5	20	0.0	100.0	29	0.0	100.0
Emergency Medicine	0	0.0	0.0	0	0.0	0.0	0	0.0	0.0	0	0.0	0.0	0	0.0	0.0
Interventional Radiology (Integrated)	2	0.0	100.0	2	0.0	100.0	1	0.0	100.0	2	0.0	100.0	0	0.0	0.0
Neurodevelopmental Disabilities	0	0.0	0.0	2	0.0	100.0	1	0.0	100.0	2	0.0	100.0	3	0.0	33.3
Neurology	23	0.0	100.0	27	0.0	81.5	9	0.0	100.0	21	0.0	95.2	20	0.0	80.0
Nuclear Medicine	0	0.0	0.0	0	0.0	0.0	0	0.0	0.0	0	0.0	0.0	0	0.0	0.0
Orthopedic Surgery	0	0.0	0.0	0	0.0	0.0	0	0.0	0.0	0	0.0	0.0	0	0.0	0.0
Osteo Neuromusculoskeletal Med	10	0.0	20.0	6	0.0	50.0	6	0.0	66.7	2	0.0	50.0	6	0.0	16.7
Otolaryngology	0	0.0	0.0	0	0.0	0.0	0	0.0	0.0	0	0.0	0.0	0	0.0	0.0
Pathology	0	0.0	0.0	0	0.0	0.0	0	0.0	0.0	0	0.0	0.0	0	0.0	0.0
Physical Medicine & Rehab	22	0.0	90.9	23	0.0	87.0	14	0.0	92.9	15	0.0	80.0	13	0.0	100.0
Psychiatry	0	0.0	0.0	0	0.0	0.0	0	0.0	0.0	0	0.0	0.0	0	0.0	0.0
Radiation Oncology	16	0.0	81.3	13	0.0	61.5	9	0.0	66.7	5	0.0	60.0	3	0.0	66.7
Radiology-Diagnostic	24	0.0	100.0	27	0.0	100.0	26	0.0	100.0	31	0.0	74.2	33	0.0	84.8
Radiology-Nuclear Med	0	0.0	0.0	0	0.0	0.0	0	0.0	0.0	1	0.0	100.0	0	0.0	0.0
TOTAL - Physician (R)	283	0.0	90.5	279	0.0	87.1	217	0.0	90.8	213	0.0	89.7	248	0.0	84.7
GRAND TOTAL	41,503	18.7	93.8	40,375	17.7	93.3	39,205	18.0	94.2	38,106	17.7	94.9	37,256	17.1	94.6

* Physician (R) positions are PGY-2 positions starting in the year of the Match that are reserved for applicants who have had prior graduate medical education. Physician positions are not available to senior medical students. In previous *Results and Data Books*, the numbers of R positions were small, and they were included in the categorical position counts. In 2014, NRMP began listing R positions separately.

Table 8C

Positions Offered and Percent Filled by U.S. MD Graduates and All Applicants, 2020 - 2024

Specialty	2024			2023			2022			2021			2020		
	Offered	Filled		Offered	Filled		Offered	Filled		Offered	Filled		Offered	Filled	
		%	%All		%	%All		%	%All		%	%All		%	%All
PGY-1 Positions															
Anesthesiology	1,695	3.8	100.0	1,609	1.2	99.8	1,509	3.5	99.9	1,460	2.6	99.8	1,370	1.8	99.9
Child Neurology	184	0.0	96.2	177	0.0	98.3	166	0.6	90.4	159	0.6	92.5	159	1.3	95.0
Dermatology	30	0.0	100.0	29	6.9	100.0	30	0.0	93.3	30	0.0	100.0	31	0.0	100.0
Emergency Medicine	3,026	2.1	95.5	3,010	1.7	81.6	2,921	2.6	92.5	2,840	2.2	99.5	2,665	1.6	99.5
Emergency Med-Anesthesiology	2	0.0	50.0	1	0.0	0.0	2	0.0	100.0	2	0.0	100.0	0	0.0	0.0
Emergency Med-Family Med	7	0.0	100.0	7	14.3	100.0	7	0.0	100.0	7	0.0	100.0	6	0.0	100.0
Family Medicine	5,213	1.3	87.8	5,088	1.8	88.7	4,916	1.8	90.5	4,823	2.6	92.7	4,662	2.6	92.5
Family Medicine-ONMM	0	0.0	0.0	0	0.0	0.0	0	0.0	0.0	0	0.0	0.0	2	0.0	100.0
Family Med-Preventive Med	1	0.0	100.0	2	0.0	100.0	2	0.0	100.0	2	0.0	100.0	3	0.0	66.7
Internal Medicine (Categorical)	10,261	1.3	95.2	9,725	1.4	96.1	9,380	1.7	95.0	9,024	1.6	95.7	8,697	1.6	95.7
Medicine-Anesthesiology	1	0.0	100.0	5	0.0	80.0	3	0.0	100.0	4	0.0	100.0	3	0.0	100.0
Medicine-Dermatology	8	12.5	100.0	8	0.0	100.0	8	0.0	100.0	8	0.0	87.5	6	0.0	83.3
Medicine-Emergency Med	31	0.0	100.0	31	0.0	90.3	31	0.0	100.0	31	0.0	100.0	30	6.7	100.0
Medicine-Medical Genetics	2	0.0	100.0	4	0.0	75.0	5	0.0	60.0	4	0.0	100.0	4	25.0	75.0
Medicine-Pediatrics	390	0.0	100.0	392	1.0	99.0	392	0.5	100.0	385	0.5	100.0	390	1.3	97.7
Medicine-Preliminary (PGY-1 Only)	1,640	1.0	91.9	1,715	1.7	91.9	1,774	0.8	91.5	1,833	1.1	89.4	1,911	0.8	92.0
Medicine-Preventive Med	6	0.0	100.0	7	0.0	100.0	8	0.0	100.0	5	0.0	100.0	7	0.0	100.0
Medicine-Primary	420	1.2	99.0	453	0.9	98.2	429	0.7	98.8	441	1.6	99.1	430	1.6	98.4
Medicine-Psychiatry	26	0.0	100.0	26	0.0	100.0	24	0.0	100.0	24	0.0	100.0	23	4.3	100.0
Interventional Radiology (Integrated)	51	2.0	98.0	51	0.0	100.0	45	2.2	100.0	41	4.9	92.7	38	2.6	97.4
Neurodevelopmental Disabilities	6	0.0	100.0	6	0.0	100.0	5	0.0	100.0	6	0.0	100.0	4	0.0	100.0
Neurological Surgery	241	5.4	100.0	243	4.1	98.8	240	4.6	100.0	234	4.7	100.0	232	3.4	100.0
Neurology	878	0.8	99.9	846	0.7	99.6	772	0.8	98.6	715	1.1	98.2	682	0.9	97.5
Nuclear Medicine	0	0.0	0.0	0	0.0	0.0	0	0.0	0.0	0	0.0	0.0	0	0.0	0.0
Obstetrics-Gynecology	1,539	2.1	99.6	1,503	3.1	99.7	1,503	3.7	99.7	1,460	2.7	99.8	1,443	1.8	99.8
OB/GYN-Preliminary (PGY-1 Only)	18	0.0	66.7	18	0.0	44.4	18	5.6	50.0	18	0.0	66.7	18	0.0	50.0
Orthopedic Surgery	916	5.8	99.9	899	7.7	100.0	875	4.1	100.0	868	4.6	99.8	849	3.3	99.4
Osteo Neuromusculoskeletal Med	24	0.0	33.3	22	0.0	40.9	16	0.0	81.3	12	0.0	25.0	10	0.0	80.0
Otolaryngology	382	2.1	99.7	373	8.0	99.5	361	5.3	100.0	350	4.9	100.0	350	3.4	99.4
Pathology	628	3.8	98.9	613	3.1	99.0	631	4.6	98.1	611	5.2	96.4	603	4.3	97.3
Pediatrics (Categorical)	3,078	1.0	91.8	2,986	0.7	97.1	2,942	1.2	97.2	2,901	1.1	98.6	2,864	1.1	98.2
Pediatrics-Anesthesiology	8	0.0	100.0	7	0.0	100.0	6	0.0	100.0	8	0.0	100.0	7	0.0	100.0
Pediatrics-Emergency Med	8	0.0	100.0	9	0.0	100.0	9	0.0	100.0	8	0.0	100.0	8	0.0	100.0
Pediatrics-Medical Genetics	31	0.0	83.9	25	0.0	92.0	30	0.0	93.3	27	0.0	92.6	22	0.0	90.9
Pediatrics-P M & R	4	0.0	100.0	4	0.0	100.0	3	0.0	100.0	2	0.0	100.0	4	0.0	100.0
Pediatrics-Preliminary	21	0.0	85.7	21	0.0	85.7	23	0.0	91.3	24	0.0	91.7	19	0.0	63.2
Pediatrics-Primary	61	0.0	98.4	60	0.0	96.7	74	1.4	98.6	75	0.0	98.7	92	0.0	97.8
Peds/Psych/Child Psych	28	0.0	100.0	26	0.0	84.6	21	0.0	100.0	21	0.0	100.0	22	0.0	100.0
Physical Medicine & Rehab	219	1.8	100.0	206	1.5	100.0	180	2.2	100.0	157	2.5	99.4	151	0.7	100.0
Plastic Surgery (Integrated)	213	5.6	100.0	207	3.4	100.0	194	4.6	100.0	187	4.8	100.0	180	2.8	100.0
Preventive Medicine	0	0.0	0.0	0	0.0	0.0	0	0.0	0.0	0	0.0	0.0	1	0.0	100.0
Psychiatry	2,261	2.0	99.5	2,164	1.5	99.0	2,047	2.2	99.2	1,907	2.1	99.8	1,858	2.7	98.9
Psychiatry-Family Medicine	10	0.0	100.0	10	0.0	100.0	10	0.0	100.0	12	0.0	100.0	12	0.0	100.0
Psychiatry-Neurology	5	0.0	100.0	3	0.0	100.0	4	0.0	75.0	4	0.0	100.0	2	0.0	100.0
Radiation Oncology	12	0.0	100.0	10	0.0	70.0	10	0.0	90.0	15	0.0	80.0	14	0.0	78.6
Radiology-Diagnostic	145	2.8	97.9	143	2.8	100.0	132	2.3	100.0	122*	2.5	96.7*	123	1.6	94.3
Radiology-Nuclear Med	0	0.0	0.0	0	0.0	0.0	0	0.0	0.0	0	0.0	0.0	0	0.0	0.0
Surgery (Categorical)	1,717	8.3	99.7	1,670	9.2	99.8	1,622	9.6	99.8	1,569	8.5	99.7	1,536	6.8	99.7
Surgery-Preliminary (PGY-1 Only)	1,152	1.1	52.3	1,133	1.9	51.4	1,150	2.3	55.0	1,136	1.5	53.9	1,174	1.3	49.7
Thoracic Surgery	48	4.2	100.0	49	4.1	100.0	47	0.0	100.0	46	0.0	97.8	38	2.6	100.0
Transitional (PGY-1 Only)	1,747	1.0	86.8	1,736	1.5	87.8	1,616	1.1	86.9	1,497	0.9	85.0	1,436	0.9	85.7
Vascular Surgery	100	1.0	99.0	93	3.2	98.9	84	3.6	100.0	79	2.5	100.0	75	2.7	97.3
TOTAL - PGY-1	38,494	2.0	93.5	37,425	2.1	93.0	36,277	2.4	93.9	35,194	2.3	94.8	34,266	2.0	94.6

Table 8C Positions Offered and Percent Filled by U.S. MD Graduates and All Applicants, 2020 - 2024 (Continued)

Specialty	2024			2023			2022			2021			2020		
	Offered	Filled %	%All	Offered	Filled %	%All	Offered	Filled %	%All	Offered	Filled %	%All	Offered	Filled %	%All
PGY-2 Positions															
Anesthesiology	305	6.2	100.0	301	9.0	100.0	346	6.6	100.0	339	7.4	100.0	398	2.8	99.5
Child Neurology	6	0.0	100.0	6	0.0	100.0	7	14.3	100.0	8	0.0	75.0	9	11.1	66.7
Dermatology	517	10.1	99.0	499	13.0	99.4	492	5.5	99.4	477	8.4	98.7	478	9.8	98.1
Emergency Medicine	0	0.0	0.0	0	0.0	0.0	0	0.0	0.0	0	0.0	0.0	0	0.0	0.0
Interventional Radiology (Integrated)	137	1.5	98.5	125	2.4	98.4	123	2.4	100.0	121	2.5	96.7	118	2.5	94.1
Neurodevelopmental Disabilities	2	0.0	100.0	2	0.0	100.0	3	0.0	100.0	4	0.0	50.0	3	0.0	33.3
Neurology	225	0.9	98.7	218	0.0	99.5	233	0.4	99.6	254	0.4	99.6	244	1.6	98.4
Nuclear Medicine	3	66.7	100.0	4	0.0	25.0	1	0.0	0.0	1	0.0	0.0	1	0.0	0.0
Osteo Neuromusculoskeletal Med	0	0.0	0.0	2	0.0	50.0	2	0.0	100.0	7	0.0	42.9	7	0.0	28.6
Pediatrics-Medical Genetics	0	0.0	0.0	0	0.0	0.0	0	0.0	0.0	0	0.0	0.0	0	0.0	0.0
Physical Medicine & Rehab	336	4.5	99.4	325	1.5	99.4	338	2.1	99.4	327	1.5	99.4	316	1.9	98.7
Preventive Medicine	0	0.0	0.0	0	0.0	0.0	0	0.0	0.0	0	0.0	0.0	0		
Psychiatry	0	0.0	0.0	0	0.0	0.0	0	0.0	0.0	0	0.0	0.0	0	0.0	0.0
Radiation Oncology	175	5.1	93.1	181	5.0	81.2	166	4.8	80.7	173	2.9	79.8	175	4.6	81.7
Radiology-Diagnostic	1,017	6.8	99.9	1,006	7.6	100.0	997	5.3	99.9	986	4.2	99.3	990	3.7	97.7
Radiology-Nuclear Med	3	0.0	100.0	2	0.0	100.0	3	0.0	100.0	2	0.0	100.0	3	0.0	66.7
TOTAL - PGY-2	2,726	6.2	99.1	2,671	6.9	98.3	2,711	4.5	98.5	2,699	4.4	97.6	2,742	4.3	96.6
Physician (R) Positions*															
Anesthesiology	135	70.4	99.3	137	64.2	97.1	114	72.8	94.7	94	60.6	98.9	116	63.8	93.1
Child Neurology	22	13.6	40.9	26	11.5	38.5	15	20.0	53.3	20	25.0	70.0	25	20.0	48.0
Dermatology	29	62.1	100.0	16	87.5	100.0	22	45.5	95.5	20	70.0	100.0	29	58.6	100.0
Emergency Medicine	0	0.0	0.0	0	0.0	0.0	0	0.0	0.0	0	0.0	0.0	0	0.0	0.0
Interventional Radiology (Integrated)	2	50.0	100.0	2	50.0	100.0	1	100.0	100.0	2	50.0	100.0	0	0.0	0.0
Neurodevelopmental Disabilities	0	0.0	0.0	2	50.0	100.0	1	0.0	100.0	2	0.0	100.0	3	0.0	33.3
Neurology	23	30.4	100.0	27	7.4	81.5	9	44.4	100.0	21	14.3	95.2	20	20.0	80.0
Nuclear Medicine	0	0.0	0.0	0	0.0	0.0	0	0.0	0.0	0	0.0	0.0	0	0.0	0.0
Orthopedic Surgery	0	0.0	0.0	0	0.0	0.0	0	0.0	0.0	0	0.0	0.0	0	0.0	0.0
Osteo Neuromusculoskeletal Med	10	0.0	20.0	6	0.0	50.0	6	0.0	66.7	2	0.0	50.0	6	0.0	16.7
Otolaryngology	0	0.0	0.0	0	0.0	0.0	0	0.0	0.0	0	0.0	0.0	0	0.0	0.0
Pathology	0	0.0	0.0	0	0.0	0.0	0	0.0	0.0	0	0.0	0.0	0	0.0	0.0
Physical Medicine & Rehab	22	40.9	90.9	23	30.4	87.0	14	35.7	92.9	15	13.3	80.0	13	15.4	100.0
Psychiatry	0	0.0	0.0	0	0.0	0.0	0	0.0	0.0	0	0.0	0.0	0	0.0	0.0
Radiation Oncology	16	50.0	81.3	13	38.5	61.5	9	33.3	66.7	5	60.0	60.0	3	66.7	66.7
Radiology-Diagnostic	24	62.5	100.0	27	74.1	100.0	26	73.1	100.0	31	51.6	74.2	33	42.4	84.8
Radiology-Nuclear Med	0	0.0	0.0	0	0.0	0.0	0	0.0	0.0	1	100.0	100.0	0	0.0	0.0
TOTAL - Physician (R)	283	55.1	90.5	279	50.5	87.1	217	59.0	90.8	213	47.9	89.7	248	47.6	84.7
GRAND TOTAL	41,503	2.6	93.8	40,375	2.8	93.3	39,205	2.8	94.2	38,106	2.7	94.9	37,256	2.5	94.6

* Physician (R) positions are PGY-2 positions starting in the year of the Match that are reserved for applicants who have had prior graduate medical education. Physician positions are not available to senior medical students. In previous *Results and Data Books*, the numbers of R positions were small, and they were included in the categorical position counts. In 2014, NRMP began listing R positions separately.

Table 8D Positions Offered and Percent Filled by U.S. DO Graduates and All Applicants, 2020 - 2024

Specialty	2024			2023			2022			2021			2020		
	Offered	Filled		Offered	Filled		Offered	Filled		Offered	Filled		Offered	Filled	
		%	%All		%	%All		%	%All		%	%All		%	%All
PGY-1 Positions															
Anesthesiology	1,695	1.1	100.0	1,609	0.9	99.8	1,509	1.3	99.9	1,460	0.7	99.8	1,370	0.7	99.9
Child Neurology	184	0.0	96.2	177	0.0	98.3	166	0.6	90.4	159	0.0	92.5	159	0.0	95.0
Dermatology	30	0.0	100.0	29	3.4	100.0	30	0.0	93.3	30	0.0	100.0	31	0.0	100.0
Emergency Medicine	3,026	1.6	95.5	3,010	1.7	81.6	2,921	2.0	92.5	2,840	1.1	99.5	2,665	1.1	99.5
Emergency Med-Anesthesiology	2	0.0	50.0	1	0.0	0.0	2	0.0	100.0	2	0.0	100.0	0	0.0	0.0
Emergency Med-Family Med	7	0.0	100.0	7	0.0	100.0	7	0.0	100.0	7	0.0	100.0	6	0.0	100.0
Family Medicine	5,213	0.8	87.8	5,088	1.4	88.7	4,916	1.9	90.5	4,823	1.6	92.7	4,662	1.4	92.5
Family Medicine-ONMM	0	0.0	0.0	0	0.0	0.0	0	0.0	0.0	0	0.0	0.0	2	0.0	100.0
Family Med-Preventive Med	1	0.0	100.0	2	0.0	100.0	2	0.0	100.0	2	0.0	100.0	3	0.0	66.7
Internal Medicine (Categorical)	10,261	0.6	95.2	9,725	0.7	96.1	9,380	0.9	95.0	9,024	0.7	95.7	8,697	0.7	95.7
Medicine-Anesthesiology	1	0.0	100.0	5	0.0	80.0	3	0.0	100.0	4	0.0	100.0	3	0.0	100.0
Medicine-Dermatology	8	0.0	100.0	8	0.0	100.0	8	0.0	100.0	8	0.0	87.5	6	0.0	83.3
Medicine-Emergency Med	31	0.0	100.0	31	0.0	90.3	31	0.0	100.0	31	0.0	100.0	30	0.0	100.0
Medicine-Medical Genetics	2	0.0	100.0	4	0.0	75.0	5	0.0	60.0	4	0.0	100.0	4	0.0	75.0
Medicine-Pediatrics	390	0.3	100.0	392	0.0	99.0	392	0.0	100.0	385	0.0	100.0	390	0.0	97.7
Medicine-Preliminary (PGY-1 Only)	1,640	0.2	91.9	1,715	0.1	91.9	1,774	0.3	91.5	1,833	0.0	89.4	1,911	0.3	92.0
Medicine-Preventive Med	6	0.0	100.0	7	0.0	100.0	8	0.0	100.0	5	0.0	100.0	7	0.0	100.0
Medicine-Primary	420	0.0	99.0	453	0.4	98.2	429	0.2	98.8	441	0.0	99.1	430	0.5	98.4
Medicine-Psychiatry	26	0.0	100.0	26	0.0	100.0	24	0.0	100.0	24	0.0	100.0	23	0.0	100.0
Interventional Radiology (Integrated)	51	0.0	98.0	51	0.0	100.0	45	2.2	100.0	41	0.0	92.7	38	0.0	97.4
Neurodevelopmental Disabilities	6	0.0	100.0	6	0.0	100.0	5	0.0	100.0	6	0.0	100.0	4	0.0	100.0
Neurological Surgery	241	0.4	100.0	243	0.4	98.8	240	0.0	100.0	234	0.9	100.0	232	0.0	100.0
Neurology	878	0.1	99.9	846	0.1	99.6	772	0.4	98.6	715	0.4	98.2	682	0.1	97.5
Nuclear Medicine	0	0.0	0.0	0	0.0	0.0	0	0.0	0.0	0	0.0	0.0	0	0.0	0.0
Obstetrics-Gynecology	1,539	0.6	99.6	1,503	1.0	99.7	1,503	0.8	99.7	1,460	1.1	99.8	1,443	0.7	99.8
OB/GYN-Preliminary (PGY-1 Only)	18	0.0	66.7	18	0.0	44.4	18	0.0	50.0	18	0.0	66.7	18	0.0	50.0
Orthopedic Surgery	916	1.2	99.9	899	0.8	100.0	875	0.5	100.0	868	1.4	99.8	849	0.7	99.4
Osteo Neuromusculoskeletal Med	24	8.3	33.3	22	4.5	40.9	16	18.8	81.3	12	8.3	25.0	10	0.0	80.0
Otolaryngology	382	0.0	99.7	373	0.3	99.5	361	0.3	100.0	350	0.3	100.0	350	1.1	99.4
Pathology	628	2.1	98.9	613	1.8	99.0	631	1.4	98.1	611	0.5	96.4	603	0.7	97.3
Pediatrics (Categorical)	3,078	0.4	91.8	2,986	0.2	97.1	2,942	0.3	97.2	2,901	0.2	98.6	2,864	0.2	98.2
Pediatrics-Anesthesiology	8	0.0	100.0	7	0.0	100.0	6	0.0	100.0	8	0.0	100.0	7	0.0	100.0
Pediatrics-Emergency Med	8	0.0	100.0	9	0.0	100.0	9	0.0	100.0	8	0.0	100.0	8	0.0	100.0
Pediatrics-Medical Genetics	31	0.0	83.9	25	0.0	92.0	30	0.0	93.3	27	0.0	92.6	22	0.0	90.9
Pediatrics-P M & R	4	0.0	100.0	4	0.0	100.0	3	0.0	100.0	2	0.0	100.0	4	0.0	100.0
Pediatrics-Preliminary	21	0.0	85.7	21	0.0	85.7	23	0.0	91.3	24	0.0	91.7	19	0.0	63.2
Pediatrics-Primary	61	0.0	98.4	60	0.0	96.7	74	0.0	98.6	75	0.0	98.7	92	0.0	97.8
Peds/Psych/Child Psych	28	0.0	100.0	26	0.0	84.6	21	0.0	100.0	21	0.0	100.0	22	0.0	100.0
Physical Medicine & Rehab	219	0.9	100.0	206	0.5	100.0	180	0.6	100.0	157	0.0	99.4	151	0.0	100.0
Plastic Surgery (Integrated)	213	0.0	100.0	207	0.5	100.0	194	0.5	100.0	187	0.5	100.0	180	0.6	100.0
Preventive Medicine	0	0.0	0.0	0	0.0	0.0	0	0.0	0.0	0	0.0	0.0	1	0.0	100.0
Psychiatry	2,261	0.7	99.5	2,164	0.6	99.0	2,047	1.2	99.2	1,907	0.9	99.8	1,858	1.1	98.9
Psychiatry-Family Medicine	10	0.0	100.0	10	0.0	100.0	10	0.0	100.0	12	0.0	100.0	12	0.0	100.0
Psychiatry-Neurology	5	0.0	100.0	3	0.0	100.0	4	0.0	75.0	4	0.0	100.0	2	0.0	100.0
Radiation Oncology	12	0.0	100.0	10	0.0	70.0	10	0.0	90.0	15	0.0	80.0	14	0.0	78.6
Radiology-Diagnostic	145	0.0	97.9	143	0.0	100.0	132	1.5	100.0	122*	0.0	96.7*	123	1.6	94.3
Radiology-Nuclear Med	0	0.0	0.0	0	0.0	0.0	0	0.0	0.0	0	0.0	0.0	0	0.0	0.0
Surgery (Categorical)	1,717	2.7	99.7	1,670	2.2	99.8	1,622	1.8	99.8	1,569	1.1	99.7	1,536	0.8	99.7
Surgery-Preliminary (PGY-1 Only)	1,152	0.3	52.3	1,133	0.6	51.4	1,150	0.9	55.0	1,136	0.5	53.9	1,174	0.4	49.7
Thoracic Surgery	48	0.0	100.0	49	0.0	100.0	47	0.0	100.0	46	0.0	97.8	38	0.0	100.0
Transitional (PGY-1 Only)	1,747	0.1	86.8	1,736	0.5	87.8	1,616	0.3	86.9	1,497	0.1	85.0	1,436	0.5	85.7
Vascular Surgery	100	1.0	99.0	93	1.1	98.9	84	1.2	100.0	79	0.0	100.0	75	0.0	97.3
TOTAL - PGY-1	38,494	0.8	93.5	37,425	0.9	93.0	36,277	1.1	93.9	35,194	0.8	94.8	34,266	0.7	94.6

Table 8D Positions Offered and Percent Filled by U.S. DO Graduates and All Applicants, 2020 - 2024 (Continued)

Specialty	2024			2023			2022			2021			2020		
	Offered	Filled %	%All	Offered	Filled %	%All	Offered	Filled %	%All	Offered	Filled %	%All	Offered	Filled %	%All
PGY-2 Positions															
Anesthesiology	305	4.3	100.0	301	1.0	100.0	346	2.0	100.0	339	1.5	100.0	398	1.3	99.5
Child Neurology	6	0.0	100.0	6	0.0	100.0	7	14.3	100.0	8	0.0	75.0	9	0.0	66.7
Dermatology	517	1.0	99.0	499	1.2	99.4	492	1.0	99.4	477	1.3	98.7	478	0.6	98.1
Emergency Medicine	0	0.0	0.0	0	0.0	0.0	0	0.0	0.0	0	0.0	0.0	0	0.0	0.0
Interventional Radiology (Integrated)	137	0.0	98.5	125	1.6	98.4	123	0.0	100.0	121	0.0	96.7	118	0.0	94.1
Neurodevelopmental Disabilities	2	0.0	100.0	2	0.0	100.0	3	0.0	100.0	4	0.0	50.0	3	0.0	33.3
Neurology	225	0.9	98.7	218	1.4	99.5	233	0.0	99.6	254	0.0	99.6	244	0.0	98.4
Nuclear Medicine	3	0.0	100.0	4	0.0	25.0	1	0.0	0.0	1	0.0	0.0	1	0.0	0.0
Osteo Neuromusculoskeletal Med	0	0.0	0.0	2	0.0	50.0	2	0.0	100.0	7	14.3	42.9	7	0.0	28.6
Pediatrics-Medical Genetics	0	0.0	0.0	0	0.0	0.0	0	0.0	0.0	0	0.0	0.0	0	0.0	0.0
Physical Medicine & Rehab	336	1.5	99.4	325	2.5	99.4	338	4.4	99.4	327	1.2	99.4	316	0.6	98.7
Preventive Medicine	0	0.0	0.0	0	0.0	0.0	0	0.0	0.0	0	0.0	0.0	0	0.0	0.0
Psychiatry	0	0.0	0.0	0	0.0	0.0	0	0.0	0.0	0	0.0	0.0	0	0.0	0.0
Radiation Oncology	175	1.1	93.1	181	1.1	81.2	166	0.0	80.7	173	1.2	79.8	175	1.1	81.7
Radiology-Diagnostic	1,017	1.6	99.9	1,006	1.9	100.0	997	0.7	99.9	986	0.4	99.3	990	0.8	97.7
Radiology-Nuclear Med	3	0.0	100.0	2	0.0	100.0	3	0.0	100.0	2	0.0	100.0	3	0.0	66.7
TOTAL - PGY-2	2,726	1.6	99.1	2,671	1.6	98.3	2,711	1.3	98.5	2,699	0.8	97.6	2,742	0.7	96.6
Physician (R) Positions*															
Anesthesiology	135	19.3	99.3	137	18.2	97.1	114	11.4	94.7	94	18.1	98.9	116	12.9	93.1
Child Neurology	22	4.5	40.9	26	3.8	38.5	15	13.3	53.3	20	15.0	70.0	25	0.0	48.0
Dermatology	29	27.6	100.0	16	6.3	100.0	22	27.3	95.5	20	15.0	100.0	29	27.6	100.0
Emergency Medicine	0	0.0	0.0	0	0.0	0.0	0	0.0	0.0	0	0.0	0.0	0	0.0	0.0
Interventional Radiology (Integrated)	2	0.0	100.0	2	50.0	100.0	1	0.0	100.0	2	50.0	100.0	0	0.0	0.0
Neurodevelopmental Disabilities	0	0.0	0.0	2	0.0	100.0	1	0.0	100.0	2	50.0	100.0	3	0.0	33.3
Neurology	23	13.0	100.0	27	22.2	81.5	9	22.2	100.0	21	9.5	95.2	20	5.0	80.0
Nuclear Medicine	0	0.0	0.0	0	0.0	0.0	0	0.0	0.0	0	0.0	0.0	0	0.0	0.0
Orthopedic Surgery	0	0.0	0.0	0	0.0	0.0	0	0.0	0.0	0	0.0	0.0	0	0.0	0.0
Osteo Neuromusculoskeletal Med	10	20.0	20.0	6	33.3	50.0	6	50.0	66.7	2	50.0	50.0	6	16.7	16.7
Otolaryngology	0	0.0	0.0	0	0.0	0.0	0	0.0	0.0	0	0.0	0.0	0	0.0	0.0
Pathology	0	0.0	0.0	0	0.0	0.0	0	0.0	0.0	0	0.0	0.0	0	0.0	0.0
Physical Medicine & Rehab	22	40.9	90.9	23	47.8	87.0	14	42.9	92.9	15	20.0	80.0	13	53.8	100.0
Psychiatry	0	0.0	0.0	0	0.0	0.0	0	0.0	0.0	0	0.0	0.0	0	0.0	0.0
Radiation Oncology	16	12.5	81.3	13	7.7	61.5	9	11.1	66.7	5	0.0	60.0	3	0.0	66.7
Radiology-Diagnostic	24	16.7	100.0	27	14.8	100.0	26	19.2	100.0	31	6.5	74.2	33	24.2	84.8
Radiology-Nuclear Med	0	0.0	0.0	0	0.0	0.0	0	0.0	0.0	1	0.0	100.0	0	0.0	0.0
TOTAL - Physician (R)	283	19.4	90.5	279	18.6	87.1	217	17.5	90.8	213	15.5	89.7	248	16.1	84.7
GRAND TOTAL	41,503	0.9	93.8	40,375	1.0	93.3	39,205	1.2	94.2	38,106	0.9	94.9	37,256	0.8	94.6

* Physician (R) positions are PGY-2 positions starting in the year of the Match that are reserved for applicants who have had prior graduate medical education. Physician positions are not available to senior medical students. In previous *Results and Data Books*, the numbers of R positions were small, and they were included in the categorical position counts. In 2014, NRMP began listing R positions separately.

Table 8E Positions Offered and Percent Filled by U.S. IMGs and All Applicants, 2020 - 2024

Specialty	2024			2023			2022			2021			2020		
	Offered	Filled		Offered	Filled		Offered	Filled		Offered	Filled		Offered	Filled	
		%	%All		%	%All		%	%All		%	%All		%	%All
PGY-1 Positions															
Anesthesiology	1,695	3.3	100.0	1,609	3.6	99.8	1,509	3.8	99.9	1,460	3.4	99.8	1,370	4.2	99.9
Child Neurology	184	1.6	96.2	177	4.5	98.3	166	4.8	90.4	159	3.8	92.5	159	1.9	95.0
Dermatology	30	0.0	100.0	29	0.0	100.0	30	0.0	93.3	30	0.0	100.0	31	0.0	100.0
Emergency Medicine	3,026	10.7	95.5	3,010	9.6	81.6	2,921	6.0	92.5	2,840	5.0	99.5	2,665	5.8	99.5
Emergency Med-Anesthesiology	2	0.0	50.0	1	0.0	0.0	2	0.0	100.0	2	0.0	100.0	0	0.0	0.0
Emergency Med-Family Med	7	0.0	100.0	7	0.0	100.0	7	14.3	100.0	7	0.0	100.0	6	16.7	100.0
Family Medicine	5,213	14.3	87.8	5,088	15.6	88.7	4,916	15.8	90.5	4,823	16.2	92.7	4,662	16.9	92.5
Family Medicine-ONMM	0	0.0	0.0	0	0.0	0.0	0	0.0	0.0	0	0.0	0.0	2	0.0	100.0
Family Med-Preventive Med	1	0.0	100.0	2	0.0	100.0	2	50.0	100.0	2	0.0	100.0	3	0.0	66.7
Internal Medicine (Categorical)	10,261	10.6	95.2	9,725	12.3	96.1	9,380	12.1	95.0	9,024	13.3	95.7	8,697	12.9	95.7
Medicine-Anesthesiology	1	0.0	100.0	5	0.0	80.0	3	0.0	100.0	4	0.0	100.0	3	0.0	100.0
Medicine-Dermatology	8	0.0	100.0	8	0.0	100.0	8	0.0	100.0	8	0.0	87.5	6	0.0	83.3
Medicine-Emergency Med	31	3.2	100.0	31	9.7	90.3	31	0.0	100.0	31	3.2	100.0	30	0.0	100.0
Medicine-Medical Genetics	2	0.0	100.0	4	0.0	75.0	5	0.0	60.0	4	0.0	100.0	4	0.0	75.0
Medicine-Pediatrics	390	1.8	100.0	392	3.1	99.0	392	2.3	100.0	385	1.8	100.0	390	3.8	97.7
Medicine-Preliminary (PGY-1 Only)	1,640	3.7	91.9	1,715	4.2	91.9	1,774	3.6	91.5	1,833	4.6	89.4	1,911	5.2	92.0
Medicine-Preventive Med	6	0.0	100.0	7	0.0	100.0	8	12.5	100.0	5	0.0	100.0	7	0.0	100.0
Medicine-Primary	420	8.1	99.0	453	7.7	98.2	429	6.8	98.8	441	7.7	99.1	430	10.0	98.4
Medicine-Psychiatry	26	0.0	100.0	26	0.0	100.0	24	4.2	100.0	24	0.0	100.0	23	4.3	100.0
Interventional Radiology (Integrated)	51	3.9	98.0	51	5.9	100.0	45	2.2	100.0	41	4.9	92.7	38	5.3	97.4
Neurodevelopmental Disabilities	6	0.0	100.0	6	16.7	100.0	5	0.0	100.0	6	0.0	100.0	4	25.0	100.0
Neurological Surgery	241	1.7	100.0	243	0.4	98.8	240	0.8	100.0	234	2.6	100.0	232	2.6	100.0
Neurology	878	6.3	99.9	846	6.6	99.6	772	8.3	98.6	715	6.6	98.2	682	8.2	97.5
Nuclear Medicine	0	0.0	0.0	0	0.0	0.0	0	0.0	0.0	0	0.0	0.0	0	0.0	0.0
Obstetrics-Gynecology	1,539	3.4	99.6	1,503	3.3	99.7	1,503	2.8	99.7	1,460	3.7	99.8	1,443	4.0	99.8
OB/GYN-Preliminary (PGY-1 Only)	18	11.1	66.7	18	5.6	44.4	18	5.6	50.0	18	5.6	66.7	18	5.6	50.0
Orthopedic Surgery	916	0.7	99.9	899	0.9	100.0	875	0.9	100.0	868	0.6	99.8	849	0.6	99.4
Osteo Neuromusculoskeletal Med	24	0.0	33.3	22	0.0	40.9	16	0.0	81.3	12	0.0	25.0	10	0.0	80.0
Otolaryngology	382	0.8	99.7	373	0.5	99.5	361	0.6	100.0	350	0.6	100.0	350	0.9	99.4
Pathology	628	9.7	98.9	613	10.3	99.0	631	9.8	98.1	611	11.5	96.4	603	9.0	97.3
Pediatrics (Categorical)	3,078	7.5	91.8	2,986	7.6	97.1	2,942	7.6	97.2	2,901	7.7	98.6	2,864	7.8	98.2
Pediatrics-Anesthesiology	8	0.0	100.0	7	0.0	100.0	6	0.0	100.0	8	0.0	100.0	7	0.0	100.0
Pediatrics-Emergency Med	8	0.0	100.0	9	0.0	100.0	9	0.0	100.0	8	0.0	100.0	8	25.0	100.0
Pediatrics-Medical Genetics	31	3.2	83.9	25	4.0	92.0	30	10.0	93.3	27	3.7	92.6	22	0.0	90.9
Pediatrics-P M & R	4	0.0	100.0	4	0.0	100.0	3	0.0	100.0	2	0.0	100.0	4	0.0	100.0
Pediatrics-Preliminary	21	4.8	85.7	21	0.0	85.7	23	0.0	91.3	24	4.2	91.7	19	5.3	63.2
Pediatrics-Primary	61	8.2	98.4	60	11.7	96.7	74	9.5	98.6	75	12.0	98.7	92	15.2	97.8
Peds/Psych/Child Psych	28	0.0	100.0	26	0.0	84.6	21	0.0	100.0	21	0.0	100.0	22	4.5	100.0
Physical Medicine & Rehab	219	2.3	100.0	206	2.9	100.0	180	4.4	100.0	157	6.4	99.4	151	4.6	100.0
Plastic Surgery (Integrated)	213	0.9	100.0	207	1.0	100.0	194	2.1	100.0	187	1.1	100.0	180	1.7	100.0
Preventive Medicine	0	0.0	0.0	0	0.0	0.0	0	0.0	0.0	0	0.0	0.0	1	0.0	100.0
Psychiatry	2,261	7.9	99.5	2,164	9.3	99.0	2,047	9.2	99.2	1,907	9.2	99.8	1,858	8.8	98.9
Psychiatry-Family Medicine	10	10.0	100.0	10	0.0	100.0	10	0.0	100.0	12	0.0	100.0	12	0.0	100.0
Psychiatry-Neurology	5	0.0	100.0	3	0.0	100.0	4	0.0	75.0	4	0.0	100.0	2	0.0	100.0
Radiation Oncology	12	0.0	100.0	10	0.0	70.0	10	0.0	90.0	15	0.0	80.0	14	0.0	78.6
Radiology-Diagnostic	145	4.8	97.9	143	5.6	100.0	132	2.3	100.0	122*	6.6	96.7*	123	8.1	94.3
Radiology-Nuclear Med	0	0.0	0.0	0	0.0	0.0	0	0.0	0.0	0	0.0	0.0	0	0.0	0.0
Surgery (Categorical)	1,717	4.7	99.7	1,670	4.6	99.8	1,622	4.9	99.8	1,569	5.3	99.7	1,536	6.4	99.7
Surgery-Preliminary (PGY-1 Only)	1,152	6.9	52.3	1,133	6.4	51.4	1,150	5.9	55.0	1,136	6.9	53.9	1,174	7.0	49.7
Thoracic Surgery	48	0.0	100.0	49	0.0	100.0	47	4.3	100.0	46	2.2	97.8	38	0.0	100.0
Transitional (PGY-1 Only)	1,747	4.5	86.8	1,736	5.5	87.8	1,616	4.5	86.9	1,497	4.0	85.0	1,436	5.4	85.7
Vascular Surgery	100	3.0	99.0	93	5.4	98.9	84	1.2	100.0	79	2.5	100.0	75	0.0	97.3
TOTAL - PGY-1	38,494	8.3	93.5	37,425	9.0	93.0	36,277	8.5	93.9	35,194	9.0	94.8	34,266	9.2	94.6

Table 8E Positions Offered and Percent Filled by U.S. IMGs and All Applicants, 2020 - 2024 (Continued)

Specialty	2024			2023			2022			2021			2020		
	Offered	Filled %	%All	Offered	Filled %	%All	Offered	Filled %	%All	Offered	Filled %	%All	Offered	Filled %	%All
PGY-2 Positions															
Anesthesiology	305	8.5	100.0	301	4.7	100.0	346	6.6	100.0	339	5.3	100.0	398	8.3	99.5
Child Neurology	6	16.7	100.0	6	0.0	100.0	7	0.0	100.0	8	12.5	75.0	9	11.1	66.7
Dermatology	517	1.2	99.0	499	0.4	99.4	492	1.0	99.4	477	0.4	98.7	478	0.8	98.1
Emergency Medicine	0	0.0	0.0	0	0.0	0.0	0	0.0	0.0	0	0.0	0.0	0	0.0	0.0
Interventional Radiology (Integrated)	137	1.5	98.5	125	2.4	98.4	123	0.8	100.0	121	1.7	96.7	118	2.5	94.1
Neurodevelopmental Disabilities	2	0.0	100.0	2	0.0	100.0	3	0.0	100.0	4	0.0	50.0	3	0.0	33.3
Neurology	225	3.1	98.7	218	2.8	99.5	233	3.9	99.6	254	4.7	99.6	244	7.8	98.4
Nuclear Medicine	3	0.0	100.0	4	25.0	25.0	1	0.0	0.0	1	0.0	0.0	1	0.0	0.0
Osteo Neuromusculoskeletal Med	0	0.0	0.0	2	0.0	50.0	2	0.0	100.0	7	0.0	42.9	7	0.0	28.6
Pediatrics-Medical Genetics	0	0.0	0.0	0	0.0	0.0	0	0.0	0.0	0	0.0	0.0	0	0.0	0.0
Physical Medicine & Rehab	336	3.6	99.4	325	3.4	99.4	338	2.4	99.4	327	4.6	99.4	316	4.1	98.7
Preventive Medicine	0	0.0	0.0	0	0.0	0.0	0	0.0	0.0	0	0.0	0.0	0		
Psychiatry	0	0.0	0.0	0	0.0	0.0	0	0.0	0.0	0	0.0	0.0	0	0.0	0.0
Radiation Oncology	175	3.4	93.1	181	4.4	81.2	166	5.4	80.7	173	2.9	79.8	175	0.6	81.7
Radiology-Diagnostic	1,017	2.4	99.9	1,006	2.1	100.0	997	3.2	99.9	986	3.8	99.3	990	4.9	97.7
Radiology-Nuclear Med	3	33.3	100.0	2	0.0	100.0	3	0.0	100.0	2	0.0	100.0	3	0.0	66.7
TOTAL - PGY-2	2,726	3.1	99.1	2,671	2.5	98.3	2,711	3.2	98.5	2,699	3.4	97.6	2,742	4.5	96.6
Physician (R) Positions*															
Anesthesiology	135	5.9	99.3	137	8.0	97.1	114	6.1	94.7	94	9.6	98.9	116	8.6	93.1
Child Neurology	22	9.1	40.9	26	11.5	38.5	15	6.7	53.3	20	10.0	70.0	25	8.0	48.0
Dermatology	29	6.9	100.0	16	6.3	100.0	22	18.2	95.5	20	5.0	100.0	29	3.4	100.0
Emergency Medicine	0	0.0	0.0	0	0.0	0.0	0	0.0	0.0	0	0.0	0.0	0	0.0	0.0
Interventional Radiology (Integrated)	2	0.0	100.0	2	0.0	100.0	1	0.0	100.0	2	0.0	100.0	0	0.0	0.0
Neurodevelopmental Disabilities	0	0.0	0.0	2	0.0	100.0	1	100.0	100.0	2	0.0	100.0	3	33.3	33.3
Neurology	23	8.7	100.0	27	7.4	81.5	9	0.0	100.0	21	19.0	95.2	20	20.0	80.0
Nuclear Medicine	0	0.0	0.0	0	0.0	0.0	0	0.0	0.0	0	0.0	0.0	0	0.0	0.0
Orthopedic Surgery	0	0.0	0.0	0	0.0	0.0	0	0.0	0.0	0	0.0	0.0	0	0.0	0.0
Osteo Neuromusculoskeletal Med	10	0.0	20.0	6	16.7	50.0	6	16.7	66.7	2	0.0	50.0	6	0.0	16.7
Otolaryngology	0	0.0	0.0	0	0.0	0.0	0	0.0	0.0	0	0.0	0.0	0	0.0	0.0
Pathology	0	0.0	0.0	0	0.0	0.0	0	0.0	0.0	0	0.0	0.0	0	0.0	0.0
Physical Medicine & Rehab	22	9.1	90.9	23	4.3	87.0	14	7.1	92.9	15	33.3	80.0	13	15.4	100.0
Psychiatry	0	0.0	0.0	0	0.0	0.0	0	0.0	0.0	0	0.0	0.0	0	0.0	0.0
Radiation Oncology	16	0.0	81.3	13	0.0	61.5	9	22.2	66.7	5	0.0	60.0	3	0.0	66.7
Radiology-Diagnostic	24	4.2	100.0	27	0.0	100.0	26	0.0	100.0	31	16.1	74.2	33	9.1	84.8
Radiology-Nuclear Med	0	0.0	0.0	0	0.0	0.0	0	0.0	0.0	1	0.0	100.0	0	0.0	0.0
TOTAL - Physician (R)	283	6.0	90.5	279	6.8	87.1	217	7.8	90.8	213	12.2	89.7	248	9.3	84.7
GRAND TOTAL	41,503	7.9	93.8	40,375	8.5	93.3	39,205	8.2	94.2	38,106	8.6	94.9	37,256	8.9	94.6

* Physician (R) positions are PGY-2 positions starting in the year of the Match that are reserved for applicants who have had prior graduate medical education. Physician positions are not available to senior medical students. In previous *Results and Data Books*, the numbers of R positions were small, and they were included in the categorical position counts. In 2014, NRMP began listing R positions separately.

Table 8F Positions Offered and Percent Filled by Non-U.S. IMGs and All Applicants, 2020 - 2024

Specialty	2024			2023			2022			2021			2020		
	Offered	Filled %	%All	Offered	Filled %	%All	Offered	Filled %	%All	Offered	Filled %	%All	Offered	Filled %	%All
PGY-1 Positions															
Anesthesiology	1,695	4.7	100.0	1,609	4.3	99.8	1,509	4.0	99.9	1,460	4.5	99.8	1,370	5.7	99.9
Child Neurology	184	9.8	96.2	177	10.2	98.3	166	13.3	90.4	159	13.8	92.5	159	8.8	95.0
Dermatology	30	3.3	100.0	29	0.0	100.0	30	3.3	93.3	30	0.0	100.0	31	6.5	100.0
Emergency Medicine	3,026	4.1	95.5	3,010	2.0	81.6	2,921	1.5	92.5	2,840	1.2	99.5	2,665	1.1	99.5
Emergency Med-Anesthesiology	2	0.0	50.0	1	0.0	0.0	2	0.0	100.0	2	0.0	100.0	0	0.0	0.0
Emergency Med-Family Med	7	0.0	100.0	7	0.0	100.0	7	14.3	100.0	7	0.0	100.0	6	0.0	100.0
Family Medicine	5,213	13.5	87.8	5,088	11.0	88.7	4,916	9.3	90.5	4,823	9.2	92.7	4,662	8.7	92.5
Family Medicine-ONMM	0	0.0	0.0	0	0.0	0.0	0	0.0	0.0	0	0.0	0.0	2	0.0	100.0
Family Med-Preventive Med	1	0.0	100.0	2	0.0	100.0	2	0.0	100.0	2	50.0	100.0	3	0.0	66.7
Internal Medicine (Categorical)	10,261	30.3	95.2	9,725	27.3	96.1	9,380	26.0	95.0	9,024	24.5	95.7	8,697	24.3	95.7
Medicine-Anesthesiology	1	0.0	100.0	5	0.0	80.0	3	33.3	100.0	4	0.0	100.0	3	0.0	100.0
Medicine-Dermatology	8	0.0	100.0	8	12.5	100.0	8	0.0	100.0	8	0.0	87.5	6	0.0	83.3
Medicine-Emergency Med	31	0.0	100.0	31	6.5	90.3	31	0.0	100.0	31	3.2	100.0	30	0.0	100.0
Medicine-Medical Genetics	2	50.0	100.0	4	0.0	75.0	5	0.0	60.0	4	25.0	100.0	4	0.0	75.0
Medicine-Pediatrics	390	3.3	100.0	392	5.4	99.0	392	2.6	100.0	385	4.2	100.0	390	2.3	97.7
Medicine-Preliminary (PGY-1 Only)	1,640	8.0	91.9	1,715	6.8	91.9	1,774	7.2	91.5	1,833	7.9	89.4	1,911	8.5	92.0
Medicine-Preventive Med	6	50.0	100.0	7	57.1	100.0	8	25.0	100.0	5	60.0	100.0	7	42.9	100.0
Medicine-Primary	420	21.9	99.0	453	24.9	98.2	429	25.6	98.8	441	23.6	99.1	430	19.3	98.4
Medicine-Psychiatry	26	3.8	100.0	26	0.0	100.0	24	0.0	100.0	24	4.2	100.0	23	13.0	100.0
Interventional Radiology (Integrated)	51	2.0	98.0	51	11.8	100.0	45	4.4	100.0	41	2.4	92.7	38	10.5	97.4
Neurodevelopmental Disabilities	6	16.7	100.0	6	0.0	100.0	5	0.0	100.0	6	16.7	100.0	4	0.0	100.0
Neurological Surgery	241	6.6	100.0	243	5.8	98.8	240	6.7	100.0	234	4.7	100.0	232	5.2	100.0
Neurology	878	23.2	99.9	846	20.1	99.6	772	21.1	98.6	715	25.0	98.2	682	26.7	97.5
Nuclear Medicine	0	0.0	0.0	0	0.0	0.0	0	0.0	0.0	0	0.0	0.0	0	0.0	0.0
Obstetrics-Gynecology	1,539	2.8	99.6	1,503	2.5	99.7	1,503	2.7	99.7	1,460	2.3	99.8	1,443	2.5	99.8
OB/GYN-Preliminary (PGY-1 Only)	18	11.1	66.7	18	16.7	44.4	18	11.1	50.0	18	22.2	66.7	18	22.2	50.0
Orthopedic Surgery	916	0.2	99.9	899	0.4	100.0	875	1.3	100.0	868	0.3	99.8	849	0.8	99.4
Osteo Neuromusculoskeletal Med	24	0.0	33.3	22	0.0	40.9	16	0.0	81.3	12	0.0	25.0	10	0.0	80.0
Otolaryngology	382	1.3	99.7	373	1.3	99.5	361	0.6	100.0	350	1.1	100.0	350	0.6	99.4
Pathology	628	27.2	98.9	613	30.2	99.0	631	33.6	98.1	611	37.8	96.4	603	38.5	97.3
Pediatrics (Categorical)	3,078	16.2	91.8	2,986	13.4	97.1	2,942	11.9	97.2	2,901	11.3	98.6	2,864	11.9	98.2
Pediatrics-Anesthesiology	8	12.5	100.0	7	0.0	100.0	6	0.0	100.0	8	0.0	100.0	7	0.0	100.0
Pediatrics-Emergency Med	8	0.0	100.0	9	0.0	100.0	9	0.0	100.0	8	0.0	100.0	8	0.0	100.0
Pediatrics-Medical Genetics	31	19.4	83.9	25	12.0	92.0	30	20.0	93.3	27	11.1	92.6	22	18.2	90.9
Pediatrics-P M & R	4	0.0	100.0	4	0.0	100.0	3	0.0	100.0	2	0.0	100.0	4	0.0	100.0
Pediatrics-Preliminary	21	4.8	85.7	21	9.5	85.7	23	8.7	91.3	24	16.7	91.7	19	10.5	63.2
Pediatrics-Primary	61	50.8	98.4	60	38.3	96.7	74	33.8	98.6	75	30.7	98.7	92	31.5	97.8
Peds/Psych/Child Psych	28	0.0	100.0	26	0.0	84.6	21	0.0	100.0	21	4.8	100.0	22	0.0	100.0
Physical Medicine & Rehab	219	2.7	100.0	206	1.9	100.0	180	4.4	100.0	157	3.2	99.4	151	1.3	100.0
Plastic Surgery (Integrated)	213	3.8	100.0	207	2.9	100.0	194	3.6	100.0	187	3.2	100.0	180	3.3	100.0
Preventive Medicine	0	0.0	0.0	0	0.0	0.0	0	0.0	0.0	0	0.0	0.0	1	100.0	100.0
Psychiatry	2,261	8.2	99.5	2,164	6.9	99.0	2,047	6.5	99.2	1,907	7.0	99.8	1,858	6.9	98.9
Psychiatry-Family Medicine	10	0.0	100.0	10	0.0	100.0	10	0.0	100.0	12	0.0	100.0	12	0.0	100.0
Psychiatry-Neurology	5	20.0	100.0	3	33.3	100.0	4	0.0	75.0	4	25.0	100.0	2	0.0	100.0
Radiation Oncology	12	25.0	100.0	10	10.0	70.0	10	10.0	90.0	15	33.3	80.0	14	14.3	78.6
Radiology-Diagnostic	145	9.7	97.9	143	9.1	100.0	132	7.6	100.0	122*	6.6	96.7*	123	19.5	94.3
Radiology-Nuclear Med	0	0.0	0.0	0	0.0	0.0	0	0.0	0.0	0	0.0	0.0	0	0.0	0.0
Surgery (Categorical)	1,717	5.6	99.7	1,670	5.7	99.8	1,622	5.0	99.8	1,569	4.7	99.7	1,536	5.2	99.7
Surgery-Preliminary (PGY-1 Only)	1,152	17.4	52.3	1,133	16.4	51.4	1,150	14.5	55.0	1,136	16.8	53.9	1,174	13.6	49.7
Thoracic Surgery	48	0.0	100.0	49	10.2	100.0	47	6.4	100.0	46	0.0	97.8	38	10.5	100.0
Transitional (PGY-1 Only)	1,747	4.6	86.8	1,736	5.0	87.8	1,616	3.2	86.9	1,497	3.3	85.0	1,436	3.5	85.7
Vascular Surgery	100	8.0	99.0	93	4.3	98.9	84	7.1	100.0	79	8.9	100.0	75	5.3	97.3
TOTAL - PGY-1	38,494	15.2	93.5	37,425	13.4	93.0	36,277	12.6	93.9	35,194	12.4	94.8	34,266	12.3	94.6

Table 8F Positions Offered and Percent Filled by Non-U.S. IMGs and All Applicants, 2020 - 2024 (Continued)

Specialty	2024			2023			2022			2021			2020		
	Offered	Filled % %All		Offered	Filled % %All		Offered	Filled % %All		Offered	Filled % %All		Offered	Filled % %All	
PGY-2 Positions															
Anesthesiology	305	3.3	100.0	301	2.3	100.0	346	2.3	100.0	339	3.2	100.0	398	4.3	99.5
Child Neurology	6	16.7	100.0	6	33.3	100.0	7	0.0	100.0	8	37.5	75.0	9	22.2	66.7
Dermatology	517	1.7	99.0	499	1.0	99.4	492	1.2	99.4	477	2.1	98.7	478	2.3	98.1
Emergency Medicine	0	0.0	0.0	0	0.0	0.0	0	0.0	0.0	0	0.0	0.0	0	0.0	0.0
Interventional Radiology (Integrated)	137	4.4	98.5	125	5.6	98.4	123	1.6	100.0	121	2.5	96.7	118	0.8	94.1
Neurodevelopmental Disabilities	2	0.0	100.0	2	50.0	100.0	3	0.0	100.0	4	25.0	50.0	3	0.0	33.3
Neurology	225	17.3	98.7	218	22.0	99.5	233	14.6	99.6	254	17.7	99.6	244	18.9	98.4
Nuclear Medicine	3	0.0	100.0	4	0.0	25.0	1	0.0	0.0	1	0.0	0.0	1	0.0	0.0
Osteo Neuromusculoskeletal Med	0	0.0	0.0	2	0.0	50.0	2	0.0	100.0	7	0.0	42.9	7	0.0	28.6
Pediatrics-Medical Genetics	0	0.0	0.0	0	0.0	0.0	0	0.0	0.0	0	0.0	0.0	0	0.0	0.0
Physical Medicine & Rehab	336	3.0	99.4	325	1.2	99.4	338	2.1	99.4	327	4.0	99.4	316	2.2	98.7
Preventive Medicine	0	0.0	0.0	0	0.0	0.0	0	0.0	0.0	0	0.0	0.0	0		
Psychiatry	0	0.0	0.0	0	0.0	0.0	0	0.0	0.0	0	0.0	0.0	0	0.0	0.0
Radiation Oncology	175	10.9	93.1	181	8.8	81.2	166	7.8	80.7	173	12.7	79.8	175	8.0	81.7
Radiology-Diagnostic	1,017	6.7	99.9	1,006	5.2	100.0	997	5.9	99.9	986	8.5	99.3	990	7.9	97.7
Radiology-Nuclear Med	3	0.0	100.0	2	0.0	100.0	3	0.0	100.0	2	50.0	100.0	3	33.3	66.7
TOTAL - PGY-2	2,726	5.9	99.1	2,671	5.3	98.3	2,711	4.8	98.5	2,699	7.2	97.6	2,742	6.5	96.6
Physician (R) Positions*															
Anesthesiology	135	3.7	99.3	137	6.6	97.1	114	4.4	94.7	94	10.6	98.9	116	7.8	93.1
Child Neurology	22	13.6	40.9	26	11.5	38.5	15	13.3	53.3	20	20.0	70.0	25	20.0	48.0
Dermatology	29	3.4	100.0	16	0.0	100.0	22	4.5	95.5	20	10.0	100.0	29	10.3	100.0
Emergency Medicine	0	0.0	0.0	0	0.0	0.0	0	0.0	0.0	0	0.0	0.0	0	0.0	0.0
Interventional Radiology (Integrated)	2	50.0	100.0	2	0.0	100.0	1	0.0	100.0	2	0.0	100.0	0	0.0	0.0
Neurodevelopmental Disabilities	0	0.0	0.0	2	50.0	100.0	1	0.0	100.0	2	50.0	100.0	3	0.0	33.3
Neurology	23	47.8	100.0	27	44.4	81.5	9	33.3	100.0	21	52.4	95.2	20	35.0	80.0
Nuclear Medicine	0	0.0	0.0	0	0.0	0.0	0	0.0	0.0	0	0.0	0.0	0	0.0	0.0
Orthopedic Surgery	0	0.0	0.0	0	0.0	0.0	0	0.0	0.0	0	0.0	0.0	0	0.0	0.0
Osteo Neuromusculoskeletal Med	10	0.0	20.0	6	0.0	50.0	6	0.0	66.7	2	0.0	50.0	6	0.0	16.7
Otolaryngology	0	0.0	0.0	0	0.0	0.0	0	0.0	0.0	0	0.0	0.0	0	0.0	0.0
Pathology	0	0.0	0.0	0	0.0	0.0	0	0.0	0.0	0	0.0	0.0	0	0.0	0.0
Physical Medicine & Rehab	22	0.0	90.9	23	4.3	87.0	14	7.1	92.9	15	13.3	80.0	13	15.4	100.0
Psychiatry	0	0.0	0.0	0	0.0	0.0	0	0.0	0.0	0	0.0	0.0	0	0.0	0.0
Radiation Oncology	16	18.8	81.3	13	15.4	61.5	9	0.0	66.7	5	0.0	60.0	3	0.0	66.7
Radiology-Diagnostic	24	16.7	100.0	27	11.1	100.0	26	7.7	100.0	31	0.0	74.2	33	9.1	84.8
Radiology-Nuclear Med	0	0.0	0.0	0	0.0	0.0	0	0.0	0.0	1	0.0	100.0	0	0.0	0.0
TOTAL - Physician (R)	283	9.9	90.5	279	11.1	87.1	217	6.5	90.8	213	14.1	89.7	248	11.7	84.7
GRAND TOTAL	41,503	14.6	93.8	40,375	12.9	93.3	39,205	12.0	94.2	38,106	12.0	94.9	37,256	11.9	94.6

* Physician (R) positions are PGY-2 positions starting in the year of the Match that are reserved for applicants who have had prior graduate medical education. Physician positions are not available to senior medical students. In previous *Results and Data Books*, the numbers of R positions were small, and they were included in the categorical position counts. In 2014, NRMP began listing R positions separately.

Table 9; Tables 10A-10F

These tables display the numbers of PGY-1 matches in each specialty and their proportions among all specialties for six different applicant groups: all applicants (Tables 9), U.S. MD seniors (Table 10A), U.S. DO seniors (Table 10B), U.S. MD graduates (Table 10C), U.S. DO graduates (Table 10D), U.S. international medical graduates (IMGs; Table 10E), and non-U.S. international medical graduates (Tables 10F). Specialties that have at least 10 positions in the Match and showed an increase or decrease in the numbers of matched applicants of greater than 10 percent between 2020 and 2024 are highlighted with arrows.

Between 2020 and 2024, the proportions of matched applicants among all PGY-1 specialties were relatively stable for all applicant groups with some notable trends:

The proportions of U.S. MD seniors matching in Psychiatry (7.2 percent), Anesthesiology (6.5 percent), and Neurology (2.5 percent) have increased modestly but consistently over the past five years (Tables 10A). In contrast, the proportions of U.S. MD seniors matching in Pediatrics (Categorical, Primary) (7.9 percent) and Emergency Medicine (7.0 percent) have generally declined over the same period because the addition of more DO seniors in the Match.

As a result of the transition to a single accreditation system, the number of U.S. DO seniors in the Match has grown considerably, and every year more U.S. DO seniors match in most specialties (see Table 10B). In 2024, the total number of matched U.S. DO seniors was 7,412; compared to 2023, the number matched increased by 600 (8.8 percent). Between 2020 and 2024, the percentage of U.S. DO seniors matching in Internal Medicine (Categorical, Primary) has consistently remained high, fluctuating between 23.9 percent and 25.5 percent. In 2024, the number of U.S. DO seniors matching to Family Medicine programs was 1,490, 98 (7 percent) more than 2020.

Historically, positions obtained by foreign-trained physicians (IMGs) have been concentrated in a few specialties. In 2024, 66.2 percent of matched U.S. IMGs obtained positions in Internal Medicine (Categorical, Primary), Family Medicine, and Pediatrics (Categorical, Primary) (Table 10E). In addition, the number of U.S. IMGs obtaining positions in Emergency Medicine has doubled since 2020, leading to a 5.3 percent increase in U.S. IMGs matching to this specialty between 2020 and 2024. Among non-U.S. IMGs, more than half (54.9 percent) obtain positions in Internal Medicine (Categorical, Primary).

Table 9

All Applicants Matched to PGY-1 Positions by Specialty, 2020 - 2024

Specialty	2024		2023		2022		2021		2020	
	No.	%	No.	%	No.	%	No.	%	No.	%
▲ Anesthesiology	1,695	4.7	1,606	4.6	1,508	4.4	1,457	4.4	1,369	4.2
▲ Child Neurology	177	0.5	174	0.5	150	0.4	147	0.4	151	0.5
Dermatology	30	0.1	29	0.1	28	0.1	30	0.1	31	0.1
Emergency Medicine	2,891	8.0	2,456	7.1	2,702	7.9	2,826	8.5	2,652	8.2
Emergency Med-Anesthesiology	1	0.0	0	0.0	2	0.0	2	0.0	0	0.0
Emergency Med-Family Med	7	0.0	7	0.0	7	0.0	7	0.0	6	0.0
Family Medicine	4,577	12.7	4,511	13.0	4,451	13.1	4,472	13.4	4,313	13.3
Family Med-Preventive Med	1	0.0	2	0.0	2	0.0	2	0.0	2	0.0
▲ Internal Medicine (Categorical)	9,767	27.1	9,345	26.8	8,915	26.2	8,632	25.9	8,324	25.7
Medicine-Anesthesiology	1	0.0	4	0.0	3	0.0	4	0.0	3	0.0
Medicine-Dermatology	8	0.0	8	0.0	8	0.0	7	0.0	5	0.0
Medicine-Emergency Med	31	0.1	28	0.1	31	0.1	31	0.1	30	0.1
Medicine-Medical Genetics	2	0.0	3	0.0	3	0.0	4	0.0	3	0.0
Medicine-Pediatrics	390	1.1	388	1.1	392	1.2	385	1.2	381	1.2
▼ Medicine-Preliminary (PGY-1 Only)	1,507	4.2	1,576	4.5	1,624	4.8	1,639	4.9	1,759	5.4
Medicine-Preventive Med	6	0.0	7	0.0	8	0.0	5	0.0	7	0.0
Medicine-Primary	416	1.2	445	1.3	424	1.2	437	1.3	423	1.3
Medicine-Psychiatry	26	0.1	26	0.1	24	0.1	24	0.1	23	0.1
▲ Interventional Radiology (Integrated)	50	0.1	51	0.1	45	0.1	38	0.1	37	0.1
Neurodevelopmental Disabilities	6	0.0	6	0.0	5	0.0	6	0.0	4	0.0
Neurological Surgery	241	0.7	240	0.7	240	0.7	234	0.7	232	0.7
▲ Neurology	877	2.4	843	2.4	761	2.2	702	2.1	665	2.1
Obstetrics-Gynecology	1,533	4.3	1,499	4.3	1,499	4.4	1,457	4.4	1,440	4.4
OB/GYN-Preliminary (PGY-1 Only)	12	0.0	8	0.0	9	0.0	12	0.0	9	0.0
Orthopedic Surgery	915	2.5	899	2.6	875	2.6	866	2.6	844	2.6
Osteo Neuromusculoskeletal Med	8	0.0	9	0.0	13	0.0	3	0.0	8	0.0
Otolaryngology	381	1.1	371	1.1	361	1.1	350	1.0	348	1.1
Pathology	621	1.7	607	1.7	619	1.8	589	1.8	587	1.8
Pediatrics (Categorical)	2,827	7.9	2,900	8.3	2,861	8.4	2,860	8.6	2,812	8.7
Pediatrics-Anesthesiology	8	0.0	7	0.0	6	0.0	8	0.0	7	0.0
Pediatrics-Emergency Med	8	0.0	9	0.0	9	0.0	8	0.0	8	0.0
Pediatrics-Medical Genetics	26	0.1	23	0.1	28	0.1	25	0.1	20	0.1
Pediatrics-P M & R	4	0.0	4	0.0	3	0.0	2	0.0	4	0.0
Pediatrics-Preliminary	18	0.1	18	0.1	21	0.1	22	0.1	12	0.0
▼ Pediatrics-Primary	60	0.2	58	0.2	73	0.2	74	0.2	90	0.3
Peds/Psych/Child Psych	28	0.1	22	0.1	21	0.1	21	0.1	22	0.1
▲ Physical Medicine & Rehab	219	0.6	206	0.6	180	0.5	156	0.5	151	0.5
▲ Plastic Surgery (Integrated)	213	0.6	207	0.6	194	0.6	187	0.6	180	0.6
▲ Psychiatry	2,249	6.3	2,143	6.2	2,030	6.0	1,904	5.7	1,838	5.7
Psychiatry-Family Medicine	10	0.0	10	0.0	10	0.0	12	0.0	12	0.0
Psychiatry-Neurology	5	0.0	3	0.0	3	0.0	4	0.0	2	0.0
Radiation Oncology	12	0.0	7	0.0	9	0.0	12	0.0	11	0.0
▲ Radiology-Diagnostic	142	0.4	143	0.4	132	0.4	118	0.4	116	0.4
▲ Surgery (Categorical)	1,712	4.8	1,667	4.8	1,619	4.8	1,564	4.7	1,531	4.7
Surgery-Preliminary (PGY-1 Only)	603	1.7	582	1.7	632	1.9	612	1.8	583	1.8
▲ Thoracic Surgery	48	0.1	49	0.1	47	0.1	45	0.1	38	0.1
▲ Transitional (PGY-1 Only)	1,516	4.2	1,524	4.4	1,404	4.1	1,272	3.8	1,230	3.8
▲ Vascular Surgery	99	0.3	92	0.3	84	0.2	79	0.2	73	0.2
TOTAL - PGY-1	35,984	100	34,822	100	34,075	100	33,353	100	32,396	100

▼ Denotes increase/decrease in number of filled positions of more than 10 percent and 10 positions between 2020 and 2024.

Table 10A U.S. MD Seniors Matched to PGY-1 Positions by Specialty, 2020 - 2024

Specialty	2024		2023		2022		2021		2020	
	No.	%	No.	%	No.	%	No.	%	No.	%
▲ Anesthesiology	1,192	6.5	1,199	6.5	1,054	5.7	1,024	5.6	936	5.2
▲ Child Neurology	133	0.7	125	0.7	102	0.6	100	0.5	111	0.6
Dermatology	24	0.1	21	0.1	24	0.1	25	0.1	23	0.1
▼ Emergency Medicine	1,285	7.0	1,274	6.9	1,593	8.6	1,765	9.6	1,713	9.5
Emergency Med-Anesthesiology	1	0.0	0	0.0	1	0.0	2	0.0	0	0.0
Emergency Med-Family Med	4	0.0	4	0.0	4	0.0	5	0.0	2	0.0
Family Medicine	1,521	8.2	1,484	8.0	1,541	8.3	1,606	8.7	1,543	8.5
Family Medicine-ONMM	0	0.0	0	0.0	0	0.0	0	0.0	0	0.0
Family Med-Preventive Med	1	0.0	2	0.0	0	0.0	1	0.0	2	0.0
Internal Medicine (Categorical)	3,595	19.5	3,592	19.4	3,491	18.9	3,523	19.1	3,496	19.3
Medicine-Anesthesiology	1	0.0	4	0.0	2	0.0	4	0.0	3	0.0
Medicine-Dermatology	7	0.0	7	0.0	7	0.0	7	0.0	5	0.0
Medicine-Emergency Med	21	0.1	14	0.1	22	0.1	19	0.1	19	0.1
Medicine-Medical Genetics	1	0.0	2	0.0	3	0.0	3	0.0	2	0.0
Medicine-Pediatrics	339	1.8	307	1.7	332	1.8	313	1.7	316	1.7
▼ Medicine-Preliminary (PGY-1 Only)	1,175	6.4	1,205	6.5	1,261	6.8	1,210	6.6	1,313	7.3
Medicine-Preventive Med	2	0.0	3	0.0	5	0.0	2	0.0	4	0.0
Medicine-Primary	240	1.3	246	1.3	248	1.3	251	1.4	247	1.4
Medicine-Psychiatry	24	0.1	24	0.1	20	0.1	22	0.1	18	0.1
▲ Interventional Radiology (Integrated)	40	0.2	37	0.2	37	0.2	30	0.2	25	0.1
Neurodevelopmental Disabilities	3	0.0	5	0.0	3	0.0	3	0.0	3	0.0
Neurological Surgery	204	1.1	211	1.1	202	1.1	198	1.1	203	1.1
▲ Neurology	466	2.5	461	2.5	393	2.1	358	1.9	317	1.8
Nuclear Medicine	0	0.0	0	0.0	0	0.0	0	0.0	0	0.0
Obstetrics-Gynecology	1,103	6.0	1,102	6.0	1,106	6.0	1,088	5.9	1,089	6.0
OB/GYN-Preliminary (PGY-1 Only)	7	0.0	4	0.0	4	0.0	6	0.0	3	0.0
Orthopedic Surgery	726	3.9	690	3.7	705	3.8	699	3.8	686	3.8
Osteo Neuromusculoskeletal Med	0	0.0	0	0.0	0	0.0	0	0.0	0	0.0
Otolaryngology	339	1.8	310	1.7	316	1.7	310	1.7	310	1.7
▲ Pathology	263	1.4	242	1.3	231	1.2	198	1.1	204	1.1
▼ Pediatrics (Categorical)	1,464	7.9	1,635	8.8	1,661	9.0	1,749	9.5	1,731	9.6
Pediatrics-Anesthesiology	7	0.0	7	0.0	6	0.0	8	0.0	7	0.0
Pediatrics-Emergency Med	5	0.0	6	0.0	6	0.0	7	0.0	5	0.0
Pediatrics-Medical Genetics	18	0.1	17	0.1	18	0.1	19	0.1	13	0.1
Pediatrics-P M & R	3	0.0	4	0.0	3	0.0	2	0.0	2	0.0
Pediatrics-Preliminary	14	0.1	14	0.1	16	0.1	16	0.1	9	0.0
▼ Pediatrics-Primary	14	0.1	22	0.1	31	0.2	39	0.2	36	0.2
Peds/Psych/Child Psych	26	0.1	20	0.1	20	0.1	19	0.1	20	0.1
▲ Physical Medicine & Rehab	114	0.6	118	0.6	104	0.6	88	0.5	81	0.4
▲ Plastic Surgery (Integrated)	188	1.0	191	1.0	173	0.9	167	0.9	165	0.9
Preventive Medicine	0	0.0	0	0.0	0	0.0	0	0.0	0	0.0
▲ Psychiatry	1,323	7.2	1,343	7.3	1,253	6.8	1,205	6.5	1,138	6.3
Psychiatry-Family Medicine	9	0.0	9	0.0	10	0.1	11	0.1	10	0.1
Psychiatry-Neurology	3	0.0	2	0.0	2	0.0	1	0.0	2	0.0
Radiation Oncology	7	0.0	6	0.0	7	0.0	7	0.0	8	0.0
▲ Radiology-Diagnostic	79	0.4	90	0.5	73	0.4	71	0.4	50	0.3
Radiology-Nuclear Med	0	0.0	0	0.0	0	0.0	0	0.0	0	0.0
Surgery (Categorical)	1,070	5.8	1,062	5.7	1,059	5.7	1,029	5.6	1,033	5.7
▼ Surgery-Preliminary (PGY-1 Only)	248	1.3	246	1.3	304	1.6	272	1.5	290	1.6
▲ Thoracic Surgery	45	0.2	41	0.2	41	0.2	43	0.2	32	0.2
▲ Transitional (PGY-1 Only)	1,034	5.6	1,015	5.5	920	5.0	845	4.6	822	4.5
▲ Vascular Surgery	77	0.4	75	0.4	72	0.4	65	0.4	61	0.3
TOTAL - PGY-1	18,465	100	18,498	100	18,486	100	18,435	100	18,108	100

▲▼ Denotes increase/decrease in matched U.S. MD seniors of more than 10 percent and 10 positions between 2020 and 2024.

Table 10B U.S. DO Seniors Matched to PGY-1 Positions by Specialty, 2020 - 2024

Specialty	2024		2023		2022		2021		2020	
	No.	%	No.	%	No.	%	No.	%	No.	%
Anesthesiology	284	3.8	245	3.6	263	3.9	268	4.2	262	4.4
Child Neurology	22	0.3	23	0.3	15	0.2	18	0.3	20	0.3
Dermatology	5	0.1	5	0.1	3	0.0	5	0.1	6	0.1
▲ Emergency Medicine	1,047	14.1	730	10.7	753	11.3	790	12.5	683	11.4
Emergency Med-Anesthesiology	0	0.0	0	0.0	1	0.0	0	0.0	0	0.0
Emergency Med-Family Med	3	0.0	2	0.0	1	0.0	2	0.0	3	0.1
Family Medicine	1,490	20.1	1,511	22.2	1,494	22.4	1,440	22.8	1,392	23.3
Family Medicine-ONMM	0	0.0	0	0.0	0	0.0	0	0.0	2	0.0
Family Med-Preventive Med	0	0.0	0	0.0	1	0.0	0	0.0	0	0.0
▲ Internal Medicine (Categorical)	1,783	24.1	1,688	24.8	1,602	24.0	1,482	23.4	1,389	23.3
Medicine-Anesthesiology	0	0.0	0	0.0	0	0.0	0	0.0	0	0.0
Medicine-Dermatology	0	0.0	0	0.0	1	0.0	0	0.0	0	0.0
Medicine-Emergency Med	9	0.1	9	0.1	9	0.1	10	0.2	9	0.2
Medicine-Medical Genetics	0	0.0	1	0.0	0	0.0	0	0.0	0	0.0
Medicine-Pediatrics	30	0.4	44	0.6	39	0.6	47	0.7	36	0.6
▼ Medicine-Preliminary (PGY-1 Only)	121	1.6	149	2.2	151	2.3	177	2.8	162	2.7
Medicine-Preventive Med	1	0.0	0	0.0	0	0.0	0	0.0	0	0.0
Medicine-Primary	44	0.6	45	0.7	33	0.5	41	0.6	41	0.7
Medicine-Psychiatry	1	0.0	2	0.0	3	0.0	1	0.0	0	0.0
Interventional Radiology (Integrated)	6	0.1	4	0.1	3	0.0	3	0.0	5	0.1
Neurodevelopmental Disabilities	2	0.0	0	0.0	2	0.0	2	0.0	0	0.0
Neurological Surgery	3	0.0	3	0.0	9	0.1	6	0.1	3	0.1
▲ Neurology	144	1.9	148	2.2	132	2.0	107	1.7	103	1.7
Nuclear Medicine	0	0.0	0	0.0	0	0.0	0	0.0	0	0.0
▲ Obstetrics-Gynecology	291	3.9	249	3.7	242	3.6	225	3.6	221	3.7
OB/GYN-Preliminary (PGY-1 Only)	1	0.0	0	0.0	1	0.0	1	0.0	1	0.0
Orthopedic Surgery	117	1.6	119	1.7	111	1.7	107	1.7	112	1.9
Osteo Neuromusculoskeletal Med	6	0.1	8	0.1	10	0.2	2	0.0	8	0.1
Otolaryngology	26	0.4	23	0.3	21	0.3	16	0.3	17	0.3
▲ Pathology	89	1.2	87	1.3	76	1.1	55	0.9	67	1.1
▲ Pediatrics (Categorical)	591	8.0	608	8.9	580	8.7	519	8.2	483	8.1
Pediatrics-Anesthesiology	0	0.0	0	0.0	0	0.0	0	0.0	0	0.0
Pediatrics-Emergency Med	3	0.0	3	0.0	3	0.0	1	0.0	1	0.0
Pediatrics-Medical Genetics	1	0.0	2	0.0	1	0.0	2	0.0	3	0.1
Pediatrics-P M & R	1	0.0	0	0.0	0	0.0	0	0.0	2	0.0
Pediatrics-Preliminary	2	0.0	2	0.0	3	0.0	1	0.0	0	0.0
Pediatrics-Primary	10	0.1	6	0.1	9	0.1	3	0.0	11	0.2
Peds/Psych/Child Psych	2	0.0	2	0.0	1	0.0	1	0.0	1	0.0
▲ Physical Medicine & Rehab	88	1.2	74	1.1	55	0.8	49	0.8	60	1.0
Plastic Surgery (Integrated)	3	0.0	0	0.0	0	0.0	2	0.0	0	0.0
Preventive Medicine	0	0.0	0	0.0	0	0.0	0	0.0	0	0.0
▲ Psychiatry	500	6.7	403	5.9	387	5.8	332	5.2	335	5.6
Psychiatry-Family Medicine	0	0.0	1	0.0	0	0.0	1	0.0	2	0.0
Psychiatry-Neurology	1	0.0	0	0.0	1	0.0	2	0.0	0	0.0
Radiation Oncology	2	0.0	0	0.0	1	0.0	0	0.0	1	0.0
▲ Radiology-Diagnostic	38	0.5	28	0.4	41	0.6	28	0.4	28	0.5
Radiology-Nuclear Med	0	0.0	0	0.0	0	0.0	0	0.0	0	0.0
▲ Surgery (Categorical)	274	3.7	243	3.6	212	3.2	228	3.6	202	3.4
▲ Surgery-Preliminary (PGY-1 Only)	57	0.8	47	0.7	56	0.8	47	0.7	31	0.5
Thoracic Surgery	1	0.0	1	0.0	1	0.0	1	0.0	1	0.0
▲ Transitional (PGY-1 Only)	305	4.1	293	4.3	338	5.1	302	4.8	260	4.4
Vascular Surgery	8	0.1	4	0.1	1	0.0	3	0.0	5	0.1
TOTAL - PGY-1	7,412	100	6,812	100	6,666	100	6,327	100	5,968	100

▲▼ Denotes increase/decrease in matched U.S. MD seniors of more than 10 percent and 10 positions between 2020 and 2024.

Table 10C

U.S. MD Graduates Matched to PGY-1 Positions by Specialty, 2020 - 2024

Specialty	2024		2023		2022		2021		2020	
	No.	%	No.	%	No.	%	No.	%	No.	%
▲ Anesthesiology	64	8.4	20	2.5	53	6.2	38	4.7	25	3.6
Child Neurology	0	0.0	0	0.0	1	0.1	1	0.1	2	0.3
Dermatology	0	0.0	2	0.3	0	0.0	0	0.0	0	0.0
▲ Emergency Medicine	64	8.4	52	6.6	75	8.7	62	7.7	43	6.2
Emergency Med-Anesthesiology	0	0.0	0	0.0	0	0.0	0	0.0	0	0.0
Emergency Med-Family Med	0	0.0	1	0.1	0	0.0	0	0.0	0	0.0
▼ Family Medicine	68	8.9	90	11.4	87	10.1	125	15.5	120	17.3
Family Medicine-ONMM	0	0.0	0	0.0	0	0.0	0	0.0	0	0.0
Family Med-Preventive Med	0	0.0	0	0.0	0	0.0	0	0.0	0	0.0
Internal Medicine (Categorical)	132	17.4	133	16.8	164	19.1	146	18.1	140	20.2
Medicine-Anesthesiology	0	0.0	0	0.0	0	0.0	0	0.0	0	0.0
Medicine-Dermatology	1	0.1	0	0.0	0	0.0	0	0.0	0	0.0
Medicine-Emergency Med	0	0.0	0	0.0	0	0.0	0	0.0	2	0.3
Medicine-Medical Genetics	0	0.0	0	0.0	0	0.0	0	0.0	1	0.1
Medicine-Pediatrics	0	0.0	4	0.5	2	0.2	2	0.2	5	0.7
Medicine-Preliminary (PGY-1 Only)	16	2.1	30	3.8	15	1.7	21	2.6	15	2.2
Medicine-Preventive Med	0	0.0	0	0.0	0	0.0	0	0.0	0	0.0
Medicine-Primary	5	0.7	4	0.5	3	0.3	7	0.9	7	1.0
Medicine-Psychiatry	0	0.0	0	0.0	0	0.0	0	0.0	1	0.1
Interventional Radiology (Integrated)	1	0.1	0	0.0	1	0.1	2	0.2	1	0.1
Neurodevelopmental Disabilities	0	0.0	0	0.0	0	0.0	0	0.0	0	0.0
Neurological Surgery	13	1.7	10	1.3	11	1.3	11	1.4	8	1.2
Neurology	7	0.9	6	0.8	6	0.7	8	1.0	6	0.9
Nuclear Medicine	0	0.0	0	0.0	0	0.0	0	0.0	0	0.0
Obstetrics-Gynecology	33	4.3	46	5.8	56	6.5	40	5.0	26	3.8
OB/GYN-Preliminary (PGY-1 Only)	0	0.0	0	0.0	1	0.1	0	0.0	0	0.0
▲ Orthopedic Surgery	53	7.0	69	8.7	36	4.2	40	5.0	28	4.0
Osteo Neuromusculoskeletal Med	0	0.0	0	0.0	0	0.0	0	0.0	0	0.0
Otolaryngology	8	1.1	30	3.8	19	2.2	17	2.1	12	1.7
Pathology	24	3.2	19	2.4	29	3.4	32	4.0	26	3.8
Pediatrics (Categorical)	30	3.9	22	2.8	36	4.2	31	3.8	31	4.5
Pediatrics-Anesthesiology	0	0.0	0	0.0	0	0.0	0	0.0	0	0.0
Pediatrics-Emergency Med	0	0.0	0	0.0	0	0.0	0	0.0	0	0.0
Pediatrics-Medical Genetics	0	0.0	0	0.0	0	0.0	0	0.0	0	0.0
Pediatrics-P M & R	0	0.0	0	0.0	0	0.0	0	0.0	0	0.0
Pediatrics-Preliminary	0	0.0	0	0.0	0	0.0	0	0.0	0	0.0
Pediatrics-Primary	0	0.0	0	0.0	1	0.1	0	0.0	0	0.0
Peds/Psych/Child Psych	0	0.0	0	0.0	0	0.0	0	0.0	0	0.0
Physical Medicine & Rehab	4	0.5	3	0.4	4	0.5	4	0.5	1	0.1
Plastic Surgery (Integrated)	12	1.6	7	0.9	9	1.0	9	1.1	5	0.7
Preventive Medicine	0	0.0	0	0.0	0	0.0	0	0.0	0	0.0
Psychiatry	45	5.9	32	4.1	45	5.2	41	5.1	50	7.2
Psychiatry-Family Medicine	0	0.0	0	0.0	0	0.0	0	0.0	0	0.0
Psychiatry-Neurology	0	0.0	0	0.0	0	0.0	0	0.0	0	0.0
Radiation Oncology	0	0.0	0	0.0	0	0.0	0	0.0	0	0.0
Radiology-Diagnostic	4	0.5	4	0.5	3	0.3	3	0.4	2	0.3
Radiology-Nuclear Med	0	0.0	0	0.0	0	0.0	0	0.0	0	0.0
▲ Surgery (Categorical)	143	18.8	153	19.4	156	18.2	133	16.5	105	15.2
Surgery-Preliminary (PGY-1 Only)	13	1.7	22	2.8	26	3.0	17	2.1	15	2.2
Thoracic Surgery	2	0.3	2	0.3	0	0.0	0	0.0	1	0.1
Transitional (PGY-1 Only)	17	2.2	26	3.3	17	2.0	14	1.7	13	1.9
Vascular Surgery	1	0.1	3	0.4	3	0.3	2	0.2	2	0.3
TOTAL - PGY-1	760	100	790	100	859	100	806	100	693	100

▲▼ Denotes increase/decrease in matched U.S. MD seniors of more than 10 percent and 10 positions between 2020 and 2024.

Table 10D

U.S. DO Graduates Matched to PGY-1 Positions by Specialty, 2020 - 2024

Specialty	2024		2023		2022		2021		2020	
	No.	%	No.	%	No.	%	No.	%	No.	%
▲ Anesthesiology	19	6.5	15	4.7	20	5.2	10	3.7	9	3.6
Child Neurology	0	0.0	0	0.0	1	0.3	0	0.0	0	0.0
Dermatology	0	0.0	1	0.3	0	0.0	0	0.0	0	0.0
▲ Emergency Medicine	47	16.0	50	15.6	59	15.4	31	11.5	28	11.3
Emergency Med-Anesthesiology	0	0.0	0	0.0	0	0.0	0	0.0	0	0.0
Emergency Med-Family Med	0	0.0	0	0.0	0	0.0	0	0.0	0	0.0
▼ Family Medicine	44	15.0	70	21.9	94	24.5	77	28.5	65	26.3
Family Medicine-ONMM	0	0.0	0	0.0	0	0.0	0	0.0	0	0.0
Family Med-Preventive Med	0	0.0	0	0.0	0	0.0	0	0.0	0	0.0
Internal Medicine (Categorical)	59	20.1	70	21.9	85	22.2	63	23.3	59	23.9
Medicine-Anesthesiology	0	0.0	0	0.0	0	0.0	0	0.0	0	0.0
Medicine-Dermatology	0	0.0	0	0.0	0	0.0	0	0.0	0	0.0
Medicine-Emergency Med	0	0.0	0	0.0	0	0.0	0	0.0	0	0.0
Medicine-Medical Genetics	0	0.0	0	0.0	0	0.0	0	0.0	0	0.0
Medicine-Pediatrics	1	0.3	0	0.0	0	0.0	0	0.0	0	0.0
Medicine-Preliminary (PGY-1 Only)	3	1.0	2	0.6	6	1.6	0	0.0	5	2.0
Medicine-Preventive Med	0	0.0	0	0.0	0	0.0	0	0.0	0	0.0
Medicine-Primary	0	0.0	2	0.6	1	0.3	0	0.0	2	0.8
Medicine-Psychiatry	0	0.0	0	0.0	0	0.0	0	0.0	0	0.0
Interventional Radiology (Integrated)	0	0.0	0	0.0	1	0.3	0	0.0	0	0.0
Neurodevelopmental Disabilities	0	0.0	0	0.0	0	0.0	0	0.0	0	0.0
Neurological Surgery	1	0.3	1	0.3	0	0.0	2	0.7	0	0.0
Neurology	1	0.3	1	0.3	3	0.8	3	1.1	1	0.4
Nuclear Medicine	0	0.0	0	0.0	0	0.0	0	0.0	0	0.0
Obstetrics-Gynecology	10	3.4	15	4.7	12	3.1	16	5.9	10	4.0
OB/GYN-Preliminary (PGY-1 Only)	0	0.0	0	0.0	0	0.0	0	0.0	0	0.0
Orthopedic Surgery	11	3.8	7	2.2	4	1.0	12	4.4	6	2.4
Osteo Neuromusculoskeletal Med	2	0.7	1	0.3	3	0.8	1	0.4	0	0.0
Otolaryngology	0	0.0	1	0.3	1	0.3	1	0.4	4	1.6
Pathology	13	4.4	11	3.4	9	2.3	3	1.1	4	1.6
Pediatrics (Categorical)	11	3.8	6	1.9	10	2.6	7	2.6	5	2.0
Pediatrics-Anesthesiology	0	0.0	0	0.0	0	0.0	0	0.0	0	0.0
Pediatrics-Emergency Med	0	0.0	0	0.0	0	0.0	0	0.0	0	0.0
Pediatrics-Medical Genetics	0	0.0	0	0.0	0	0.0	0	0.0	0	0.0
Pediatrics-P M & R	0	0.0	0	0.0	0	0.0	0	0.0	0	0.0
Pediatrics-Preliminary	0	0.0	0	0.0	0	0.0	0	0.0	0	0.0
Pediatrics-Primary	0	0.0	0	0.0	0	0.0	0	0.0	0	0.0
Peds/Psych/Child Psych	0	0.0	0	0.0	0	0.0	0	0.0	0	0.0
Physical Medicine & Rehab	2	0.7	1	0.3	1	0.3	0	0.0	0	0.0
Plastic Surgery (Integrated)	0	0.0	1	0.3	1	0.3	1	0.4	1	0.4
Preventive Medicine	0	0.0	0	0.0	0	0.0	0	0.0	0	0.0
Psychiatry	15	5.1	13	4.1	24	6.3	17	6.3	21	8.5
Psychiatry-Family Medicine	0	0.0	0	0.0	0	0.0	0	0.0	0	0.0
Psychiatry-Neurology	0	0.0	0	0.0	0	0.0	0	0.0	0	0.0
Radiation Oncology	0	0.0	0	0.0	0	0.0	0	0.0	0	0.0
Radiology-Diagnostic	0	0.0	0	0.0	2	0.5	0	0.0	2	0.8
Radiology-Nuclear Med	0	0.0	0	0.0	0	0.0	0	0.0	0	0.0
▲ Surgery (Categorical)	47	16.0	36	11.3	30	7.8	18	6.7	13	5.3
Surgery-Preliminary (PGY-1 Only)	4	1.4	7	2.2	10	2.6	6	2.2	5	2.0
Thoracic Surgery	0	0.0	0	0.0	0	0.0	0	0.0	0	0.0
Transitional (PGY-1 Only)	2	0.7	8	2.5	5	1.3	2	0.7	7	2.8
Vascular Surgery	1	0.3	1	0.3	1	0.3	0	0.0	0	0.0
TOTAL - PGY-1	293	100	320	100	383	100	270	100	247	100

▲▼ Denotes increase/decrease in matched U.S. MD seniors of more than 10 percent and 10 positions between 2020 and 2024.

Table 10E

U.S. IMGs Matched to PGY-1 Positions by Specialty, 2020 - 2024

Specialty	2024		2023		2022		2021		2020	
	No.	%	No.	%	No.	%	No.	%	No.	%
Anesthesiology	56	1.8	58	1.7	57	1.8	50	1.6	58	1.8
Child Neurology	3	0.1	8	0.2	8	0.3	6	0.2	3	0.1
Dermatology	0	0.0	0	0.0	0	0.0	0	0.0	0	0.0
▲ Emergency Medicine	325	10.2	289	8.6	176	5.7	143	4.5	155	4.9
Emergency Med-Anesthesiology	0	0.0	0	0.0	0	0.0	0	0.0	0	0.0
Emergency Med-Family Med	0	0.0	0	0.0	1	0.0	0	0.0	1	0.0
Family Medicine	748	23.5	793	23.6	777	25.1	781	24.8	787	25.0
Family Medicine-ONMM	0	0.0	0	0.0	0	0.0	0	0.0	0	0.0
Family Med-Preventive Med	0	0.0	0	0.0	1	0.0	0	0.0	0	0.0
Internal Medicine (Categorical)	1,089	34.2	1,200	35.8	1,133	36.6	1,204	38.2	1,123	35.6
Medicine-Anesthesiology	0	0.0	0	0.0	0	0.0	0	0.0	0	0.0
Medicine-Dermatology	0	0.0	0	0.0	0	0.0	0	0.0	0	0.0
Medicine-Emergency Med	1	0.0	3	0.1	0	0.0	1	0.0	0	0.0
Medicine-Medical Genetics	0	0.0	0	0.0	0	0.0	0	0.0	0	0.0
Medicine-Pediatrics	7	0.2	12	0.4	9	0.3	7	0.2	15	0.5
▼ Medicine-Preliminary (PGY-1 Only)	60	1.9	72	2.1	63	2.0	85	2.7	100	3.2
Medicine-Preventive Med	0	0.0	0	0.0	1	0.0	0	0.0	0	0.0
Medicine-Primary	34	1.1	35	1.0	29	0.9	34	1.1	43	1.4
Medicine-Psychiatry	0	0.0	0	0.0	1	0.0	0	0.0	1	0.0
Interventional Radiology (Integrated)	2	0.1	3	0.1	1	0.0	2	0.1	2	0.1
Neurodevelopmental Disabilities	0	0.0	1	0.0	0	0.0	0	0.0	1	0.0
Neurological Surgery	4	0.1	1	0.0	2	0.1	6	0.2	6	0.2
Neurology	55	1.7	56	1.7	64	2.1	47	1.5	56	1.8
Nuclear Medicine	0	0.0	0	0.0	0	0.0	0	0.0	0	0.0
Obstetrics-Gynecology	53	1.7	49	1.5	42	1.4	54	1.7	58	1.8
OB/GYN-Preliminary (PGY-1 Only)	2	0.1	1	0.0	1	0.0	1	0.0	1	0.0
Orthopedic Surgery	6	0.2	8	0.2	8	0.3	5	0.2	5	0.2
Osteo Neuromusculoskeletal Med	0	0.0	0	0.0	0	0.0	0	0.0	0	0.0
Otolaryngology	3	0.1	2	0.1	2	0.1	2	0.1	3	0.1
Pathology	61	1.9	63	1.9	62	2.0	70	2.2	54	1.7
Pediatrics (Categorical)	230	7.2	226	6.7	224	7.2	223	7.1	222	7.0
Pediatrics-Anesthesiology	0	0.0	0	0.0	0	0.0	0	0.0	0	0.0
Pediatrics-Emergency Med	0	0.0	0	0.0	0	0.0	0	0.0	2	0.1
Pediatrics-Medical Genetics	1	0.0	1	0.0	3	0.1	1	0.0	0	0.0
Pediatrics-P M & R	0	0.0	0	0.0	0	0.0	0	0.0	0	0.0
Pediatrics-Preliminary	1	0.0	0	0.0	0	0.0	1	0.0	1	0.0
Pediatrics-Primary	5	0.2	7	0.2	7	0.2	9	0.3	14	0.4
Peds/Psych/Child Psych	0	0.0	0	0.0	0	0.0	0	0.0	1	0.0
Physical Medicine & Rehab	5	0.2	6	0.2	8	0.3	10	0.3	7	0.2
Plastic Surgery (Integrated)	2	0.1	2	0.1	4	0.1	2	0.1	3	0.1
Preventive Medicine	0	0.0	0	0.0	0	0.0	0	0.0	0	0.0
Psychiatry	178	5.6	202	6.0	188	6.1	176	5.6	164	5.2
Psychiatry-Family Medicine	1	0.0	0	0.0	0	0.0	0	0.0	0	0.0
Psychiatry-Neurology	0	0.0	0	0.0	0	0.0	0	0.0	0	0.0
Radiation Oncology	0	0.0	0	0.0	0	0.0	0	0.0	0	0.0
Radiology-Diagnostic	7	0.2	8	0.2	3	0.1	8	0.3	10	0.3
Radiology-Nuclear Med	0	0.0	0	0.0	0	0.0	0	0.0	0	0.0
▼ Surgery (Categorical)	81	2.5	77	2.3	80	2.6	83	2.6	98	3.1
Surgery-Preliminary (PGY-1 Only)	80	2.5	73	2.2	68	2.2	78	2.5	82	2.6
Thoracic Surgery	0	0.0	0	0.0	2	0.1	1	0.0	0	0.0
Transitional (PGY-1 Only)	78	2.5	95	2.8	73	2.4	60	1.9	78	2.5
Vascular Surgery	3	0.1	5	0.1	1	0.0	2	0.1	0	0.0
TOTAL - PGY-1	3,181	100	3,356	100	3,099	100	3,152	100	3,154	100

▲▼ Denotes increase/decrease in matched U.S. MD seniors of more than 10 percent and 10 positions between 2020 and 2024.

Table 10F

Non-U.S. IMGs Matched to PGY-1 Positions by Specialty, 2020 - 2024

Specialty	2024		2023		2022		2021		2020	
	No.	%	No.	%	No.	%	No.	%	No.	%
Anesthesiology	79	1.3	69	1.4	61	1.3	66	1.5	78	1.8
Child Neurology	18	0.3	18	0.4	22	0.5	22	0.5	14	0.3
Dermatology	1	0.0	0	0.0	1	0.0	0	0.0	2	0.0
▲ Emergency Medicine	123	2.1	61	1.2	45	1.0	35	0.8	30	0.7
Emergency Med-Anesthesiology	0	0.0	0	0.0	0	0.0	0	0.0	0	0.0
Emergency Med-Family Med	0	0.0	0	0.0	1	0.0	0	0.0	0	0.0
▲ Family Medicine	706	12.0	562	11.2	457	10.0	443	10.2	405	9.6
Family Medicine-ONMM	0	0.0	0	0.0	0	0.0	0	0.0	0	0.0
Family Med-Preventive Med	0	0.0	0	0.0	0	0.0	1	0.0	0	0.0
▲ Internal Medicine (Categorical)	3,109	53.0	2,659	52.8	2,435	53.3	2,212	50.8	2,116	50.1
Medicine-Anesthesiology	0	0.0	0	0.0	1	0.0	0	0.0	0	0.0
Medicine-Dermatology	0	0.0	1	0.0	0	0.0	0	0.0	0	0.0
Medicine-Emergency Med	0	0.0	2	0.0	0	0.0	1	0.0	0	0.0
Medicine-Medical Genetics	1	0.0	0	0.0	0	0.0	1	0.0	0	0.0
Medicine-Pediatrics	13	0.2	21	0.4	10	0.2	16	0.4	9	0.2
▼ Medicine-Preliminary (PGY-1 Only)	132	2.3	117	2.3	128	2.8	145	3.3	163	3.9
Medicine-Preventive Med	3	0.1	4	0.1	2	0.0	3	0.1	3	0.1
Medicine-Primary	92	1.6	113	2.2	110	2.4	104	2.4	83	2.0
Medicine-Psychiatry	1	0.0	0	0.0	0	0.0	1	0.0	3	0.1
Interventional Radiology (Integrated)	1	0.0	6	0.1	2	0.0	1	0.0	4	0.1
Neurodevelopmental Disabilities	1	0.0	0	0.0	0	0.0	1	0.0	0	0.0
Neurological Surgery	16	0.3	14	0.3	16	0.4	11	0.3	12	0.3
▲ Neurology	204	3.5	170	3.4	163	3.6	179	4.1	182	4.3
Nuclear Medicine	0	0.0	0	0.0	0	0.0	0	0.0	0	0.0
Obstetrics-Gynecology	43	0.7	38	0.8	40	0.9	34	0.8	36	0.9
OB/GYN-Preliminary (PGY-1 Only)	2	0.0	3	0.1	2	0.0	4	0.1	4	0.1
Orthopedic Surgery	2	0.0	4	0.1	11	0.2	3	0.1	7	0.2
Osteo Neuromusculoskeletal Med	0	0.0	0	0.0	0	0.0	0	0.0	0	0.0
Otolaryngology	5	0.1	5	0.1	2	0.0	4	0.1	2	0.0
▼ Pathology	171	2.9	185	3.7	212	4.6	231	5.3	232	5.5
▲ Pediatrics (Categorical)	500	8.5	401	8.0	350	7.7	329	7.6	340	8.1
Pediatrics-Anesthesiology	1	0.0	0	0.0	0	0.0	0	0.0	0	0.0
Pediatrics-Emergency Med	0	0.0	0	0.0	0	0.0	0	0.0	0	0.0
Pediatrics-Medical Genetics	6	0.1	3	0.1	6	0.1	3	0.1	4	0.1
Pediatrics-P M & R	0	0.0	0	0.0	0	0.0	0	0.0	0	0.0
Pediatrics-Preliminary	1	0.0	2	0.0	2	0.0	4	0.1	2	0.0
Pediatrics-Primary	31	0.5	23	0.5	25	0.5	23	0.5	29	0.7
Peds/Psych/Child Psych	0	0.0	0	0.0	0	0.0	1	0.0	0	0.0
Physical Medicine & Rehab	6	0.1	4	0.1	8	0.2	5	0.1	2	0.0
Plastic Surgery (Integrated)	8	0.1	6	0.1	7	0.2	6	0.1	6	0.1
Preventive Medicine	0	0.0	0	0.0	0	0.0	0	0.0	1	0.0
▲ Psychiatry	185	3.2	149	3.0	133	2.9	133	3.1	129	3.1
Psychiatry-Family Medicine	0	0.0	0	0.0	0	0.0	0	0.0	0	0.0
Psychiatry-Neurology	1	0.0	1	0.0	0	0.0	1	0.0	0	0.0
Radiation Oncology	3	0.1	1	0.0	1	0.0	5	0.1	2	0.0
▼ Radiology-Diagnostic	14	0.2	13	0.3	10	0.2	8	0.2	24	0.6
Radiology-Nuclear Med	0	0.0	0	0.0	0	0.0	0	0.0	0	0.0
▲ Surgery (Categorical)	97	1.7	95	1.9	81	1.8	73	1.7	80	1.9
▲ Surgery-Preliminary (PGY-1 Only)	200	3.4	186	3.7	167	3.7	191	4.4	160	3.8
Thoracic Surgery	0	0.0	5	0.1	3	0.1	0	0.0	4	0.1
▲ Transitional (PGY-1 Only)	80	1.4	87	1.7	51	1.1	49	1.1	50	1.2
Vascular Surgery	8	0.1	4	0.1	6	0.1	7	0.2	4	0.1
TOTAL - PGY-1	5,864	100	5,032	100	4,571	100	4,356	100	4,222	100

▲▼ Denotes increase/decrease in matched U.S. MD seniors of more than 10 percent and 10 positions between 2020 and 2024.

Tables 11A & 11B

Table 11A and 11B display the numbers of applicants who ranked each specialty as their only choice, first choice, or not first choice: Only choice includes applicants who ranked that specialty first on their rank order lists (ROLs) and ranked no other specialties. First choice includes applicants who ranked that specialty first and ranked at least one other specialty. Not first choice includes applicants who ranked another specialty first but also included that specialty on their ROL. Preferred choice is defined as first choice ignoring any subsequent choices (only choice and first choice combined). Data on U.S. MD and DO seniors are listed in Table 11A and the same categories are listed in Table 11B for U.S. IMGs and non-U.S. IMGs.

Transitional Year programs are excluded from the counts because they are not considered a preference for a specific specialty. PGY-1 and PGY-2 (including physician R) programs are combined. Internal Medicine and Pediatrics include categorical and primary positions. Preliminary programs are separated from categorical programs for Internal Medicine, Obstetrics and Gynecology, Pediatrics, and General Surgery.

Table 11A and 11B also show the ratio of the number of positions in a specialty to the number of applicants choosing a specialty as their preferred choice.

Using Anesthesiology on Table 11A as an example:

- Combining categorical, advanced, and physician positions, Anesthesiology offered 2,135 positions in total.
- A total of 1,694 U.S. MD seniors ranked at least one Anesthesiology program (sum of 897 “only choice,” 731 “first choice,” and 66 “not first choice”). Anesthesiology was the “preferred choice” for 1,628 U.S. MD seniors (sum of 897 “only choice” and 731 “first choice”). With 2,135 positions offered, the ratio of positions to U.S. MD senior applicants who ranked Anesthesiology as the “preferred” choice was 1.3 to 1.
- Similarly, 568 U.S. DO senior applicants ranked at least one Anesthesiology program (sum of 166 “only choice,” 361 “first choice,” and 41 “not first choice”). Anesthesiology was the “preferred choice” for 527 U.S. DO seniors (sum of 166 “only choice” and 361 “first choice”). With 2,135 positions offered, the ratio of positions to U.S. DO senior applicants who ranked Anesthesiology as the “preferred” choice was 4 to 1.
- Lastly, for the 2,155 total MD and DO senior applicants who ranked to preferred Anesthesiology, the ratio of positions per applicant was 1.0.

Table 11A U.S. MD Seniors and U.S. DO Seniors Choices by Specialty, 2024

Specialty	Total Positions	U.S. MD Seniors				U.S. DO Seniors				Positions per All MD/DO Senior Applicants
		Preferred Choice			Positions per MD Senior	Preferred Choice			Positions per DO Senior	
		Only Choice	First Choice	Not First Choice		Only Choice	First Choice	Not First Choice		
Anesthesiology	2,135	897	731	66	1.3	166	361	41	4.0	1.0
Child Neurology	212	115	23	11	1.5	18	11	7	7.0	1.3
Dermatology	576	113	488	23	1.0	17	68	2	7.0	0.8
Emergency Medicine	3,026	1,218	54	114	2.4	908	110	153	3.0	1.3
Family Medicine	5,213	1,379	65	277	3.6	1,233	121	558	4.0	1.9
Internal Medicine	10,681	3,594	188	450	2.8	1,497	232	514	6.0	1.9
Internal Medicine (Prelim)	1,640	177	13	1,459	8.6	4	2	301	273.0	8.4
Internal Medicine/Emergency Medicine	31	0	33	19	0.9	0	24	19	1.0	0.5
Internal Medicine/Pediatrics	390	260	132	42	1.0	18	27	22	9.0	0.9
Internal Medicine/Psychiatry	26	1	32	25	0.8	1	2	7	9.0	0.7
Interventional Radiology	190	11	163	46	1.1	0	36	23	5.0	0.9
Neurological Surgery	241	269	28	2	0.8	10	4	1	17.0	0.8
Neurology	1,126	551	89	29	1.8	142	54	36	6.0	1.3
Obstetrics and Gynecology	1,539	1,011	273	25	1.2	269	161	28	4.0	0.9
Orthopaedic Surgery	916	878	115	15	0.9	149	97	10	4.0	0.7
Osteopathic Neuromusculoskeletal Medicine	34	0	0	0	0.0	5	0	7	7.0	6.8
Otolaryngology	382	339	75	8	0.9	12	29	2	9.0	0.8
Pathology-Anatomic and Clinical	628	269	6	21	2.3	92	11	15	6.0	1.7
Pediatrics	3,139	1,399	43	177	2.2	521	52	91	5.0	1.6
Pediatrics (Prelim)	21	0	0	35	0.0	0	0	1	0.0	0.0
Pediatrics/Medical Genetics	31	2	16	7	1.7	0	1	0	31.0	1.6
Pediatrics/Psychiatry/Child and Adolescent	28	0	29	29	1.0	0	7	5	4.0	0.8
Physical Medicine and Rehabilitation	577	190	153	17	1.7	108	158	43	2.0	0.9
Plastic Surgery	213	182	71	5	0.8	2	14	0	13.0	0.8
Psychiatry	2,261	1,317	146	97	1.5	467	133	72	4.0	1.1
Radiation Oncology	203	100	22	5	1.7	11	5	5	13.0	1.5
Radiology-Diagnostic	1,186	424	475	190	1.3	46	183	53	5.0	1.1
Surgery-General	1,717	889	368	223	1.4	206	173	82	5.0	1.0
Surgery-General (Prelim)	1,152	44	8	584	22.2	3	2	173	230.0	20.2
Thoracic Surgery	48	0	70	10	0.7	0	5	0	10.0	0.6
Vascular Surgery	100	50	37	6	1.1	2	7	4	11.0	1.0
TOTAL *	41,503	15,725	4,028	5,427		5,921	2,111	2,772		

Only Choice: includes applicants who ranked that specialty first on their rank order lists (ROLs) and ranked no other specialties. **First Choice:** includes applicants who ranked that specialty first and ranked at least one other specialty on their ROLs. **Not First Choice:** includes applicants who ranked another specialty first but also included that specialty on their ROLs. **Preferred Choice:** is defined as either only choice or first choice. Transitional Year programs were excluded from these counts because they are not considered a preference for a specific specialty.

Total Positions: includes all positions (categorical, advanced, primary care categorical, and physician) except preliminary positions offered in a specialty. Preliminary positions are reported separately.

Positions Per MD Senior: is the ratio of Total Positions to the number of MD seniors for whom that specialty was the first or only choice.

Positions Per DO Senior: is the ratio of Total Positions to the number of DO seniors for whom that specialty was the first or only choice.

Positions Per All Senior Applicants: is the ratio of Total Positions to the number of MD seniors and DO seniors for whom that specialty was the first or only choice.

Note: Specialties with fewer than 20 total positions are not displayed on this table.

* The **TOTAL** row includes all positions in all specialties.

Table 11B U.S. IMG and Non-U.S. IMG Choices by Specialty, 2024

Specialty	Non- U.S. IMG					U.S. IMG				
	Total Positions	Preferred Choice			Positions per Non-U.S. IMG	Preferred Choice			Positions per U.S. IMG	Positions per All IMG Applicants
		Only Choice	First Choice	Not First Choice		Only Choice	First Choice	Not First Choice		
Anesthesiology	2,135	111	99	32	10.2	67	116	14	11.7	5.4
Child Neurology	212	9	18	42	7.9	5	6	8	19.3	5.6
Dermatology	576	15	16	3	18.6	18	4	3	26.2	10.9
Emergency Medicine	3,026	125	75	149	15.1	276	96	114	8.1	5.3
Family Medicine	5,213	595	236	877	6.3	660	263	548	5.6	3.0
Internal Medicine	10,681	4,431	1,307	689	1.9	1,144	537	476	6.4	1.4
Internal Medicine (Prelim)	1,640	23	17	557	41.0	12	10	240	74.5	26.5
Internal Medicine/Emergency Medicine	31	0	4	0	7.8	0	6	3	5.2	3.1
Internal Medicine/Pediatrics	390	11	25	73	10.8	3	8	17	35.5	8.3
Internal Medicine/Psychiatry	26	0	4	13	6.5	0	2	8	13.0	4.3
Interventional Radiology	190	1	20	17	9.0	1	14	14	12.7	5.3
Neurological Surgery	241	37	14	2	4.7	7	4	1	21.9	3.9
Neurology	1,126	281	208	173	2.3	55	59	27	9.9	1.9
Obstetrics and Gynecology	1,539	70	52	23	12.6	75	48	20	12.5	6.3
Orthopaedic Surgery	916	11	5	6	57.3	19	12	3	29.5	19.5
Osteopathic Neuromusculoskeletal Medicine	34	0	0	0	0.0	0	1	0	34.0	34.0
Otolaryngology	382	7	8	2	25.5	7	2	1	42.4	15.9
Pathology-Anatomic and Clinical	628	350	27	45	1.7	113	23	15	4.6	1.2
Pediatrics	3,139	478	112	280	5.3	199	55	89	12.4	3.7
Pediatrics (Prelim)	21	0	0	6	0.0	0	0	2	0.0	0.0
Pediatrics/Medical Genetics	31	2	5	8	4.4	0	2	1	15.5	3.4
Pediatrics/Psychiatry/Child and Adolescent Psychiatry	28	0	1	0	28.0	0	2	1	14.0	9.3
Physical Medicine and Rehabilitation	577	13	22	10	16.5	11	28	18	14.8	7.8
Plastic Surgery	213	12	19	1	6.9	4	9	4	16.4	4.8
Psychiatry	2,261	256	83	60	6.7	215	115	66	6.9	3.4
Radiation Oncology	203	23	13	12	5.6	6	3	1	22.6	4.5
Radiology-Diagnostic	1,186	55	113	45	7.1	22	58	22	14.8	4.8
Surgery-General	1,717	127	222	105	4.9	110	129	78	7.2	2.9
Surgery-General (Prelim)	1,152	80	45	318	9.2	25	14	172	29.5	7.0
Thoracic Surgery	48	3	8	5	4.4	0	3	0	16.0	3.4
Vascular Surgery	100	7	19	4	3.8	1	5	4	16.7	3.1
TOTAL *	41,503	7,180	2,840	3,887		3,095	1,656	2,216		

Only Choice: includes applicants who ranked that specialty first on their rank order lists (ROLs) and ranked no other specialties. **First Choice:** includes applicants who ranked that specialty first and ranked at least one other specialty on their ROLs. **Not First Choice:** includes applicants who ranked another specialty first but also included that specialty on their ROLs. **Preferred Choice:** is defined as either only choice or first choice. Transitional Year programs were excluded from these counts because they are not considered a preference for a specific specialty.

Total Positions: includes all positions (categorical, advanced, primary care categorical, and physician) except preliminary positions offered in a specialty. Preliminary positions are reported separately.

Positions Per Non-U.S. IMG: is the ratio of Total Positions to the number of Non-U.S. IMG for whom that specialty was the first or only choice.

Positions Per U.S. IMG: is the ratio of Total Positions to the number of U.S. IMG for whom that specialty was the first or only choice.

Positions Per All IMG Applicants: is the ratio of Total Positions to the number of Non-U.S. IMG and U.S. IMG for whom that specialty was the first or only choice.

Note: Specialties with fewer than 20 total positions are not displayed on this table.

* The **TOTAL** row includes all positions in all specialties.

Tables 12A & 12B; Figure 6

Tables 12A and 12B present data on applicants who ranked each specialty as their only choice in the 2024 Match. Table 12A, reflects outcomes for U.S. MD and DO seniors, and the same categories are presented in Table 12B for U.S. IMGs and non-U.S. IMGs.

Overall, 3,182 (58.4 percent) of matched U.S. DO seniors who ranked only one specialty (5,450) matched to a primary care specialty (Family Medicine, Internal Medicine (Categorical), Internal Medicine/Pediatrics, or Pediatrics (Categorical)) compared to 6,551 (44.5 percent) of matched U.S. MD seniors who ranked only one specialty (14,716). In contrast, 69.9 percent (1,409 of 2,015) matched U.S. citizen IMGs who ranked only one specialty matched in primary care along with 80.8 percent (3,249 of 4,023) of non-U.S. citizen IMGs.

As seen in Figure 6, higher proportions of unmatched U.S. MD seniors and DO seniors have been observed in traditionally competitive specialties like Orthopedic Surgery, Neurological Surgery, Plastic Surgery, Otolaryngology, Dermatology, and General Surgery.

Table 12A Match Results for U.S. MD Seniors and U.S. DO Seniors Applicants Who Ranked Each Specialty as Their Only Choice, 2024

Specialty	Matched		Unmatched		Total		Percent Matched		Percent Unmatched	
	MD	DO	MD	DO	MD	DO	MD	DO	MD	DO
Anesthesiology	812	113	85	53	897	166	5.5	2.1	9.5	31.9
Child Neurology	114	17	1	1	115	18	0.8	0.3	0.9	5.6
Dermatology	88	13	25	4	113	17	0.6	0.2	22.1	23.5
Emergency Medicine	1,197	886	21	22	1,218	908	8.1	16.3	1.7	2.4
Family Medicine	1,364	1,207	15	26	1,379	1,233	9.3	22.1	1.1	2.1
Internal Medicine	3,540	1,441	54	56	3,594	1,497	24.1	26.4	1.5	3.7
Internal Medicine (Prelim)	175	3	2	1	177	4	1.2	0.1	1.1	25.0
Internal Medicine/Emergency Medicine	0	0	0	0	0	0	0.0	0.0	0.0	0.0
Internal Medicine/Pediatrics	250	15	10	3	260	18	1.7	0.3	3.8	16.7
Internal Medicine/Psychiatry	0	1	1	0	1	1	0.0	0.0	100.0	0.0
Interventional Radiology	9	0	2	0	11	0	0.1	0.0	18.2	0.0
Neurological Surgery	196	3	73	7	269	10	1.3	0.1	27.1	70.0
Neurology	523	128	28	14	551	142	3.6	2.3	5.1	9.9
Obstetrics and Gynecology	900	206	111	63	1,011	269	6.1	3.8	11.0	23.4
Orthopaedic Surgery	675	93	203	56	878	149	4.6	1.7	23.1	37.6
Osteopathic Neuromusculoskeletal Medicine	0	5	0	0	0	5	0.0	0.1	0.0	0.0
Otolaryngology	284	10	55	2	339	12	1.9	0.2	16.2	16.7
Pathology-Anatomic and Clinical	253	81	16	11	269	92	1.7	1.5	5.9	12.0
Pediatrics	1,397	519	2	2	1,399	521	9.5	9.5	0.1	0.4
Pediatrics (Prelim)	0	0	0	0	0	0	0.0	0.0	0.0	0.0
Pediatrics/Medical Genetics	2	0	0	0	2	0	0.0	0.0	0.0	0.0
Pediatrics/Psychiatry/Child and Adolescent Psychiatry	0	0	0	0	0	0	0.0	0.0	0.0	0.0
Physical Medicine and Rehabilitation	179	88	11	20	190	108	1.2	1.6	5.8	18.5
Plastic Surgery	142	1	40	1	182	2	1.0	0.0	22.0	50.0
Psychiatry	1,201	398	116	69	1,317	467	8.2	7.3	8.8	14.8
Radiation Oncology	100	10	0	1	100	11	0.7	0.2	0.0	9.1
Radiology-Diagnostic	391	41	33	5	424	46	2.7	0.8	7.8	10.9
Surgery-General	792	155	97	51	889	206	5.4	2.8	10.9	24.8
Surgery-General (Prelim)	42	3	2	0	44	3	0.3	0.1	4.5	0.0
Thoracic Surgery	0	0	0	0	0	0	0.0	0.0	0.0	0.0
Vascular Surgery	48	1	2	1	50	2	0.3	0.0	4.0	50.0
TOTAL*	14,716	5,450	1,009	471	15,725	5,921	100.0	100.0	6.4	8.0

Note: Specialties with fewer than 20 total positions are not displayed on this table. Transitional Year is excluded.

* The **TOTAL** row includes all positions in all specialties.

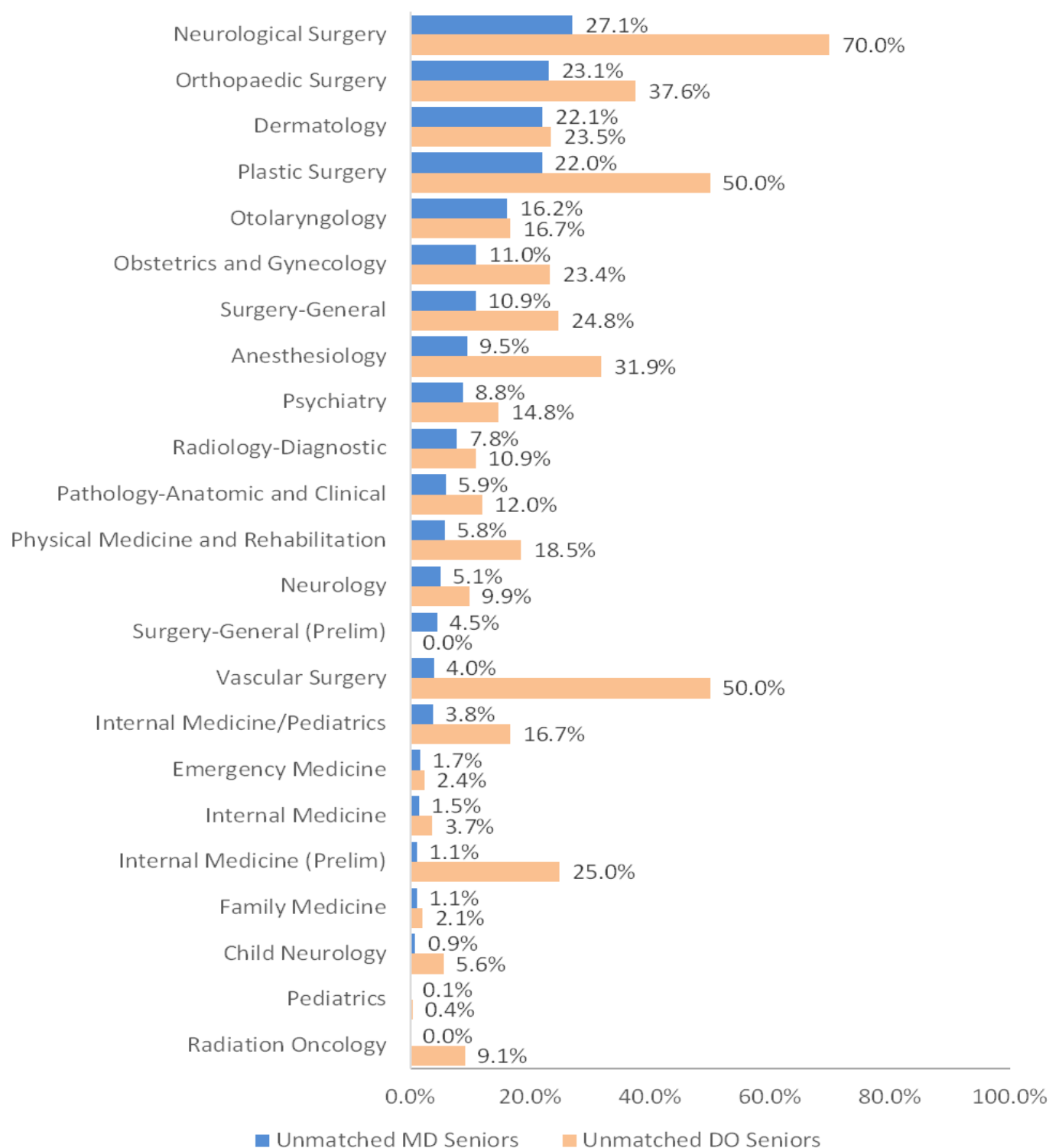
Table 12B

Match Results for U.S. IMG and Non-U.S. IMG Applicants Who Ranked Each Specialty as Their Only Choice, 2024

Specialty	Matched		Unmatched		Total		Percent Matched		Percent Unmatched	
	U.S.IMG	IMG	U.S. IMG	IMG	U.S. IMG	IMG	U.S. IMG	IMG	U.S. IMG	IMG
Anesthesiology	30	50	37	61	67	111	1.5	1.2	55.2	55.0
Child Neurology	3	4	2	5	5	9	0.1	0.1	40.0	55.6
Dermatology	7	5	11	10	18	15	0.3	0.1	61.1	66.7
Emergency Medicine	236	67	40	58	276	125	11.7	1.7	14.5	46.4
Family Medicine	452	364	208	231	660	595	22.4	9.0	31.5	38.8
Internal Medicine	783	2,505	361	1,926	1,144	4,431	38.9	62.3	31.6	43.5
Internal Medicine (Prelim)	2	11	10	12	12	23	0.1	0.3	83.3	52.2
Internal Medicine/Emergency Medicine	0	0	0	0	0	0	0.0	0.0	0.0	0.0
Internal Medicine/Pediatrics	2	0	1	11	3	11	0.1	0.0	33.3	100.0
Internal Medicine/Psychiatry	0	0	0	0	0	0	0.0	0.0	0.0	0.0
Interventional Radiology	0	0	1	1	1	1	0.0	0.0	100.0	100.0
Neurological Surgery	3	11	4	26	7	37	0.1	0.3	57.1	70.3
Neurology	26	147	29	134	55	281	1.3	3.7	52.7	47.7
Obstetrics and Gynecology	41	26	34	44	75	70	2.0	0.6	45.3	62.9
Orthopaedic Surgery	6	1	13	10	19	11	0.3	0.0	68.4	90.9
Osteopathic Neuromusculoskeletal Medicine	0	0	0	0	0	0	0.0	0.0	0.0	0.0
Otolaryngology	3	3	4	4	7	7	0.1	0.1	57.1	57.1
Pathology-Anatomic and Clinical	49	158	64	192	113	350	2.4	3.9	56.6	54.9
Pediatrics	172	380	27	98	199	478	8.5	9.4	13.6	20.5
Pediatrics (Prelim)	0	0	0	0	0	0	0.0	0.0	0.0	0.0
Pediatrics/Medical Genetics	0	1	0	1	0	2	0.0	0.0	0.0	50.0
Pediatrics/Psychiatry/Child and Adolescent Psychiatry	0	0	0	0	0	0	0.0	0.0	0.0	0.0
Physical Medicine and Rehabilitation	7	3	4	10	11	13	0.3	0.1	36.4	76.9
Plastic Surgery	1	4	3	8	4	12	0.0	0.1	75.0	66.7
Psychiatry	111	144	104	112	215	256	5.5	3.6	48.4	43.8
Radiation Oncology	4	14	2	9	6	23	0.2	0.3	33.3	39.1
Radiology-Diagnostic	9	25	13	30	22	55	0.4	0.6	59.1	54.5
Surgery-General	37	46	73	81	110	127	1.8	1.1	66.4	63.8
Surgery-General (Prelim)	16	40	9	40	25	80	0.8	1.0	36.0	50.0
Thoracic Surgery	0	0	0	3	0	3	0.0	0.0	0.0	100.0
Vascular Surgery	0	3	1	4	1	7	0.0	0.1	100.0	57.1
TOTAL*	2,015	4,023	1,080	3,157	3,095	7,180	100.0	100.0	34.9	44.0

Note: Specialties with fewer than 20 total positions are not displayed on this table. Transitional Year is excluded.

* The **TOTAL** row includes all positions in all specialties.

Figure 6**Percentages of Unmatched MD Seniors and DO Seniors Who Ranked Each Specialty as Their Only Choice, 2024**

Note: Specialties with fewer than 20 matched applicants are excluded from this figure. Transitional Year is excluded.

Table 13 and Figure 7

Table 13 shows trends between 1997 and 2024 in the percentages of U.S. MD seniors and U.S. DO seniors who matched to their first, second, third, fourth, or lower than fourth program choice on their rank order lists. (See Table 6 for trends in overall match rates by applicant type based on total active applicants).

In 2024, 47.9 percent of matched U.S. MD seniors matched to their first-choice programs, 0.2 percentage points higher than in 2023. Among matched U.S. DO seniors, the percentage of first-choice matches was 44.8 percent, 1.4 percentage points lower than in 2023. Among all active U.S. MD senior applicants, 6.3 percent were unmatched; among all active U.S. DO senior applicants, 7.3 percent were unmatched.

Figure 7 shows the percentage of applicants matched to programs by rank choice using both matched applicants (top two figures) and all applicants (bottom two figures).

Table 13 Matches from MD and DO Seniors Applicants' Rank Order Lists, 1997 - 2024

Year	First Rank		Second Rank		Third Rank		Fourth Rank		> Fourth Rank		Unmatched	
	No.	% of Matches	No.	% of Matches	No.	% of Matches	No.	% of Matches	No.	% of Matches	No.	%
MD Seniors												
1997	8,079	59.0	2,182	15.9	1,311	9.6	761	5.6	1,369	10.0	912	6.2
1998	8,028	58.0	2,283	16.5	1,332	9.6	802	5.8	1,398	10.1	767	5.2
1999	8,455	60.7	2,181	15.7	1,234	8.9	774	5.6	1,277	9.2	686	4.7
2000	8,542	62.4	2,102	15.3	1,187	8.7	656	4.8	1,209	8.8	662	4.6
2001	8,393	61.0	2,149	15.6	1,199	8.7	698	5.1	1,314	9.6	702	4.9
2002	8,370	61.0	2,130	15.5	1,289	9.4	687	5.0	1,249	9.1	611	4.3
2003	8,482	62.4	2,135	15.7	1,144	8.4	701	5.2	1,133	8.3	737	5.1
2004	8,510	61.9	2,138	15.6	1,188	8.6	659	4.8	1,243	9.0	871	6.0
2005	8,729	62.5	2,091	15.0	1,219	8.7	655	4.7	1,267	9.1	758	5.1
2006	8,551	60.1	2,198	15.5	1,286	9.0	734	5.2	1,451	10.2	788	5.3
2007	8,442	58.6	2,266	15.7	1,367	9.5	797	5.5	1,537	10.7	797	5.2
2008	8,692	59.9	2,280	15.7	1,300	9.0	738	5.1	1,505	10.4	727	4.8
2009	8,318	56.4	2,394	16.2	1,355	9.2	788	5.3	1,887	12.8	896	5.7
2010	8,462	56.0	2,468	16.3	1,471	9.7	852	5.6	1,869	12.4	948	5.9
2011	8,707	55.4	2,531	16.1	1,547	9.9	913	5.8	2,006	12.8	855	5.2
2012	8,946	56.5	2,467	15.6	1,500	9.5	904	5.7	2,015	12.7	695	4.2
2013	8,672	52.5	2,650	16.0	1,700	10.3	1,100	6.7	2,402	14.5	963	5.5
2014	8,970	54.2	2,691	16.3	1,710	10.3	1,001	6.1	2,163	13.1	839	4.8
2015	8,789	51.6	2,817	16.5	1,748	10.3	1,134	6.7	2,544	14.9	993	5.5
2016	9,110	53.0	2,830	16.5	1,673	9.7	1,023	5.9	2,561	14.9	990	5.4
2017	8,976	51.0	2,920	16.6	1,885	10.7	1,102	6.3	2,722	15.5	934	5.0
2018	9,128	51.1	2,831	15.9	1,832	10.3	1,184	6.6	2,877	16.1	966	5.1
2019	8,915	50.0	2,888	16.2	1,914	10.7	1,235	6.9	2,883	16.2	1,090	5.8
2020	8,955	49.2	2,979	16.4	1,820	10.0	1,237	6.8	3,198	17.6	1,137	5.9
2021	8,569	46.4	2,907	15.7	1,880	10.2	1,349	7.3	3,778	20.4	1,383	7.0
2022	8,999	48.5	2,993	16.1	1,833	9.9	1,250	6.7	3,485	18.8	1,342	6.7
2023	8,855	47.7	2,830	15.3	1,938	10.4	1,302	7.0	3,629	19.6	1,194	6.0
2024	8,869	47.9	2,918	15.8	1,826	9.9	1,282	6.9	3,623	19.6	1,237	6.3
DO Seniors												
1997	250	62.0	68	16.9	49	12.2	16	4.0	20	5.0	134	25.0
1998	281	57.3	99	20.2	39	8.0	26	5.3	45	9.2	114	18.9
1999	357	60.6	107	18.2	49	8.3	30	5.1	46	7.8	129	18.0
2000	438	59.0	127	17.1	69	9.3	48	6.5	60	8.1	130	14.9
2001	511	58.9	145	16.7	96	11.1	47	5.4	68	7.8	150	14.7
2002	512	55.2	183	19.7	102	11.0	56	6.0	75	8.1	152	14.1
2003	605	59.7	196	19.3	93	9.2	61	6.0	59	5.8	154	13.2
2004	647	57.6	231	20.6	113	10.1	56	5.0	77	6.9	187	14.3
2005	628	58.1	196	18.1	102	9.4	69	6.4	85	7.9	210	16.3
2006	586	56.2	209	20.1	110	10.6	65	6.2	72	6.9	209	16.7
2007	641	55.1	225	19.3	110	9.5	85	7.3	103	8.8	239	17.0
2008	752	54.3	283	20.4	148	10.7	81	5.9	120	8.7	274	16.5
2009	755	52.3	282	19.5	174	12.1	90	6.2	142	9.8	320	18.2
2010	718	48.5	310	21.0	174	11.8	98	6.6	179	12.1	312	17.4
2011	817	50.7	305	18.9	184	11.4	120	7.4	185	11.5	338	17.3
2012	888	49.4	385	21.4	216	12.0	111	6.2	198	11.0	325	15.3
2013	971	48.3	368	18.3	227	11.3	133	6.6	313	15.6	413	17.0
2014	1,021	47.6	439	20.5	267	12.5	131	6.1	285	13.3	338	13.6
2015	1,162	49.7	456	19.5	254	10.9	164	7.0	302	12.9	377	13.9
2016	1,174	48.9	461	19.2	294	12.2	186	7.7	288	12.0	360	13.0
2017	1,453	49.8	528	18.1	342	11.7	195	6.7	399	13.7	418	12.5
2018	1,780	48.2	672	18.2	451	12.2	244	6.6	549	14.9	579	13.5
2019	2,338	47.7	929	19.0	564	11.5	346	7.1	722	14.7	579	10.6
2020	2,869	47.8	1,059	17.6	677	11.3	442	7.4	958	16.0	576	8.8
2021	2,692	42.4	1,146	18.0	749	11.8	513	8.1	1,252	19.7	749	10.5
2022	3,195	47.7	1,237	18.5	711	10.6	464	6.9	1,094	16.3	602	8.2
2023	3,164	46.2	1,203	17.6	732	10.7	501	7.3	1,244	18.2	592	8.0
2024	3,339	44.8	1,293	17.4	841	11.3	580	7.8	1,392	18.7	588	7.3

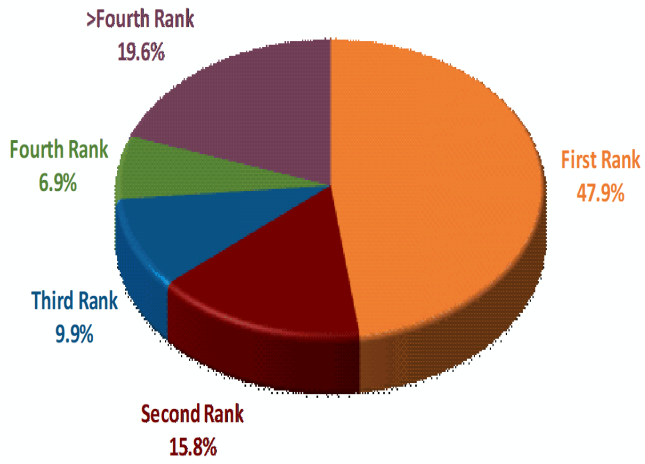
Note: The above data has no implications about applicant or match quality. Ranking preferences are individualized decisions based on a variety of factors.

Figure 7

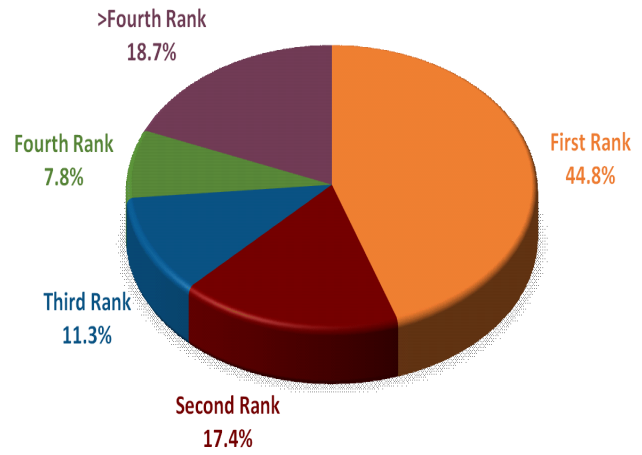
Percent of Matches by Choice and Type of Applicant, 2024

Matched Applicants

MD SENIORS

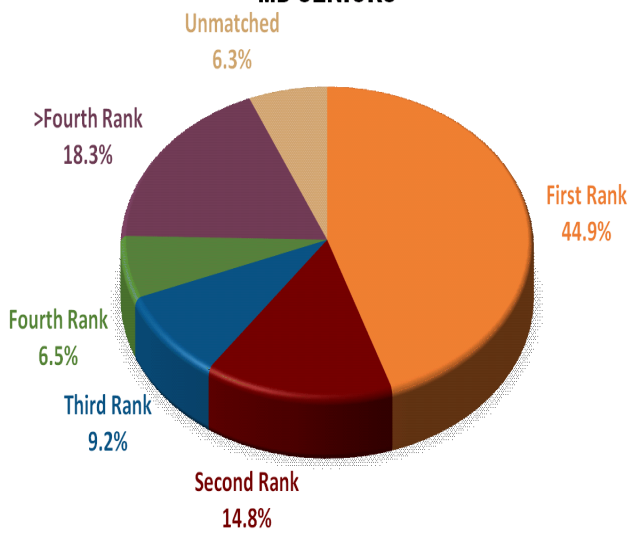


DO SENIORS



All Applicants

MD SENIORS



DO SENIORS

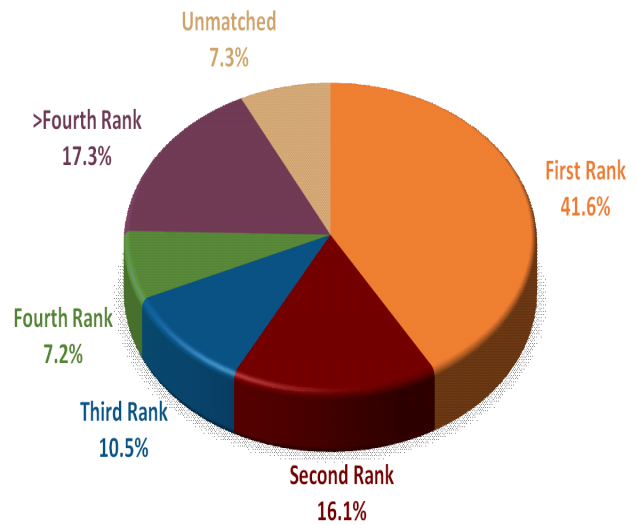


Table 14

Any two individuals can identify themselves as a couple to the NRMP and submit rank order lists of identical length. The matching algorithm treats the two lists as a unit, matching the couple to the highest pair of program choices where both partners obtain a match.

Table 14 presents the number of couples in the Match and their match outcomes. In 2024, 2,436 individual applicants participated in the Match as a couple ($2,436/2 = 1,218$ couples).

Couples often rank the same program multiple times against a different program on the partner’s list. They also have the option of one partner indicating a willingness to be unmatched at a specific rank on the rank order list if the other partner matches to the program paired to that rank. Table 14 shows the number of couples matched with that option in the One Matched column (87 in 2024).

Couples enjoy success, with match rates above 90 percent every year since 1984. In 2024, the match rate for couples was 93.6 percent, calculated by adding number of 'Both Matched' ($1,097 \times 2 = 2,194$) to number of 'One Matched' (87) and dividing by number of 'Individual' (2,436). Approximately 63 percent of couples are U.S. MD seniors.

Table 14 Number of Couples in the Match and Match Outcome, 1987 - 2024

Year	Couples	Individuals	Both Matched	One Matched	Neither Matched	Match Rate %
1987	347	694	316	14	17	93.1
1988	388	776	355	19	14	93.9
1989	421	842	384	21	16	93.7
1990	397	794	356	20	21	92.2
1991	377	754	349	17	11	94.8
1992	461	922	412	20	29	91.5
1993	427	854	384	27	16	93.1
1994	446	892	391	35	20	91.6
1995	499	998	433	33	33	90.1
1996	504	1,008	446	20	38	90.5
1997	535	1,070	479	29	27	92.2
1998	525	1,050	481	27	17	94.2
1999	536	1,072	496	27	13	95.1
2000	508	1,016	475	18	15	95.3
2001	561	1,122	518	25	18	94.6
2002	543	1,086	507	19	17	95.1
2003	570	1,140	529	22	19	94.7
2004	641	1,282	584	36	21	93.9
2005	606	1,212	552	39	15	94.3
2006	610	1,220	552	36	22	93.4
2007	621	1,242	553	36	32	91.9
2008	738	1,476	667	47	24	93.6
2009	788	1,576	706	55	27	93.1
2010	808	1,616	730	50	28	93.4
2011	809	1,618	739	53	17	94.6
2012	878	1,756	804	54	19	94.6
2013	935	1,870	868	44	23	95.2
2014	925	1,850	843	56	26	94.2
2015	1,035	2,070	950	62	23	94.8
2016	1,046	2,092	971	61	14	95.7
2017	1,125	2,250	1,040	66	19	95.4
2018	1,165	2,330	1,082	67	16	95.8
2019	1,076	2,152	993	59	24	95.0
2020	1,224	2,448	1,128	84	12	95.6
2021	1,224	2,448	1,089	108	27	93.4
2022	1,222	2,444	1,095	100	27	93.7
2023	1,239	2,478	1,095	114	29	93.0
2024	1,218	2,436	1,097	87	34	93.6

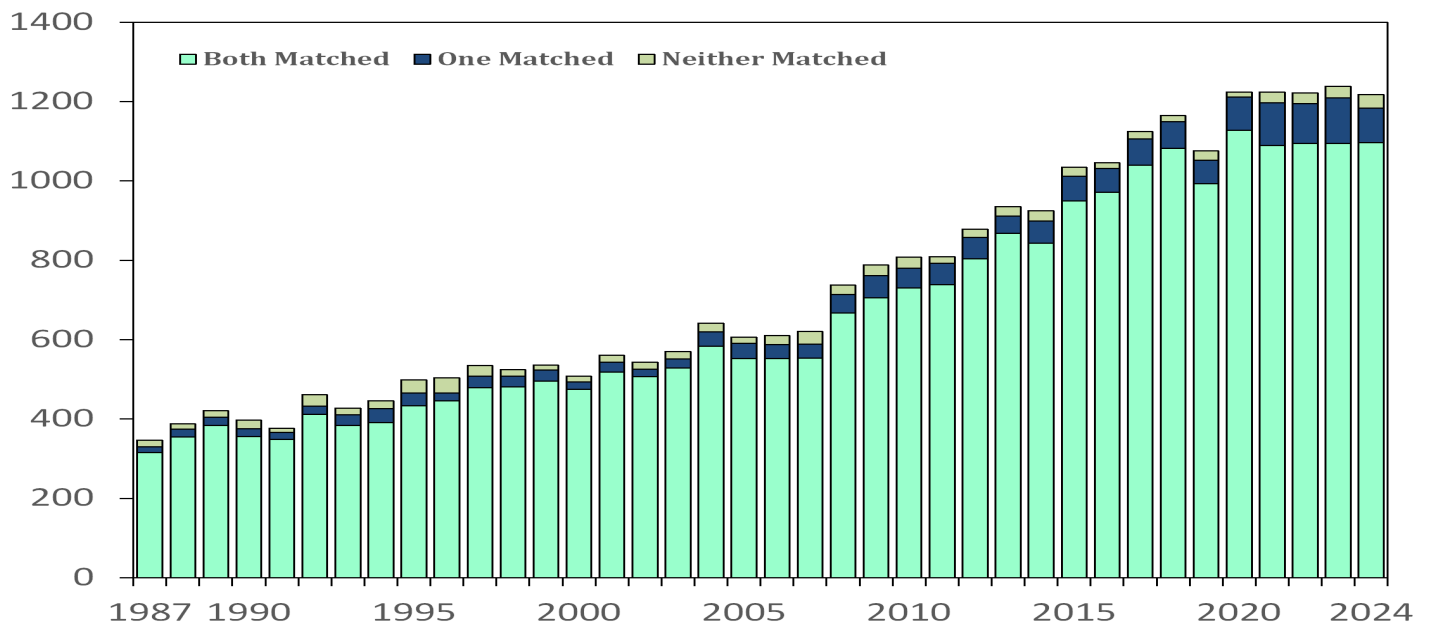
Figure 8 Number of Couples in the Match and Match Outcome, 1987-2024

Table 15

Table 15 displays by specialty the average number of ranked applicants needed to fill each position within programs. Only programs that filled all positions are included in the calculations. Specialties with fewer than 5 programs that filled all positions were excluded to maintain their anonymity. Although this measure is affected by such factors as the number and geographic distribution of programs as well as the number of applicants ranked by the programs, it is a rough measure of specialty competitiveness. It may be more appropriate to interpret the data within each specialty across time and less appropriate to compare across specialties, especially for specialties with a large proportion of programs that do not fill.

Using Emergency Medicine as an example, on average programs that filled all positions ranked 9.7 applicants per available position in the 2024 Match. That figure represents an increase of 0.1 ranked applicants per filled position when compared with the 2023 average of 9.6.

Table 15 Average Number of Ranked Applicants Needed to Fill Each Position by Specialty, 2020 - 2024

Specialty	Average Number of Ranked Applicants Per Position Needed to Fill All Positions within Programs*				
	2024	2023	2022	2021	2020
PGY- 1					
Anesthesiology	4.7	4.5	5.7	5.6	6.5
Child Neurology	6.7	7.4	7.6	7.8	5.9
Dermatology	2.8	4.0	2.6	5.5	5.3
Emergency Medicine	9.7	9.6	8.8	5.8	6.0
Family Medicine	7.4	7.9	7.5	7.7	6.5
Internal Medicine (Categorical)	7.0	6.9	7.3	7.8	6.5
Medicine-Dermatology	3.6	2.6	2.3	--	--
Medicine-Emergency Med	5.4	6.3	4.8	2.9	4.0
Medicine-Pediatrics	6.2	7.5	6.1	5.4	6.4
Medicine-Preliminary (PGY-1 Only)	9.4	8.6	8.5	8.4	7.6
Medicine-Preventive Med	3.1	--	--	--	--
Medicine-Primary	7.9	11.8	9.9	9.2	8.2
Medicine-Psychiatry	2.9	3.4	3.8	5.2	3.1
Interventional Radiology (Integrated)	6.3	4.1	5.5	7.5	7.6
Neurodevelopmental Disabilities	--	2.9	--	--	--
Neurological Surgery	4.4	6.2	5.2	5.6	4.1
Neurology	5.8	6.1	6.9	7.0	6.2
Obstetrics-Gynecology	4.0	4.4	4.0	4.5	4.3
OB/GYN-Preliminary (PGY-1 Only)	6.9	18.1	7.6	21.6	13.4
Orthopedic Surgery	3.9	4.4	3.8	4.6	4.5
Otolaryngology	5.3	6.0	4.8	4.5	4.7
Pathology	4.8	4.7	5.3	6.5	4.9
Pediatrics (Categorical)	9.0	9.0	9.0	8.8	8.2
Pediatrics-Anesthesiology	2.6	3.7	2.6	2.4	3.8
Pediatrics-Medical Genetics	5.5	4.4	5.6	3.8	3.8
Pediatrics-Preliminary	6.3	5.9	3.4	5.9	4.0
Pediatrics-Primary	10.9	7.0	6.0	8.2	8.3
Peds/Psych/Child Psych	3.6	5.1	3.6	3.7	3.6
Physical Medicine & Rehab	4.5	4.3	4.4	5.3	5.0
Plastic Surgery (Integrated)	4.7	4.8	4.5	4.3	4.3
Psychiatry	4.7	4.4	5.2	4.8	4.9
Psychiatry-Family Medicine	1.7	2.3	3.4	3.9	3.5
Radiation Oncology	9.9	--	--	13.3	6.1
Radiology-Diagnostic	5.9	5.5	6.0	8.1	7.1
Surgery (Categorical)	4.5	4.3	4.5	4.9	4.5
Surgery-Preliminary (PGY-1 Only)	5.4	5.7	5.3	5.3	4.5
Thoracic Surgery	4.3	4.4	3.8	3.8	2.5
Transitional (PGY-1 Only)	5.2	5.2	5.2	5.5	4.7
Vascular Surgery	5.1	5.9	4.8	4.2	4.2
PGY- 2					
Anesthesiology	12.7	12.0	17.4	20.6	18.8
Dermatology	2.9	2.9	3.0	3.7	3.9
Interventional Radiology (Integrated)	6.4	6.5	6.9	6.8	7.3
Neurology	6.8	6.7	7.7	9.6	9.0
Physical Medicine & Rehab	5.1	4.9	5.8	6.2	6.1
Radiation Oncology	9.6	9.6	9.2	10.0	6.0
Radiology-Diagnostic	5.8	4.9	5.4	6.5	7.6
Physician (R)*					
Anesthesiology	1.9	3.2	3.0	1.8	2.4
Child Neurology	1.6	2.4	2.9	2.9	1.7
Dermatology	1.6	1.6	1.8	1.3	1.3
Neurology	1.6	2.8	1.2	1.7	1.6
Physical Medicine & Rehab	1.8	1.4	1.8	1.4	1.0
Radiation Oncology	1.6	1.3	--	--	--
Radiology-Diagnostic	1.7	1.8	2.0	1.7	1.9

*Only those programs that filled all positions were included in the calculations. Specialties with fewer than 5 programs that filled all positions were excluded from this table to maintain anonymity.

Tables 16 and 17; Figure 9

In 2012, NRMP launched the Match Week Supplemental Offer and Acceptance Program® (SOAP®) to replace the "Scramble," streamlining the process for unmatched applicants and the directors of unfilled programs. During SOAP, eligible unmatched applicants apply to programs with unfilled positions. Programs interview applicants and create preference lists in the NRMP Registration, Ranking, and Results® (R3®) system, which offers positions to applicants in order of the program's preference through a series of offer rounds.

The universe of SOAP-eligible applicants is slightly different from that of unmatched active applicants. An applicant is eligible for SOAP if the applicant is 1) registered for the Main Residency Match, 2) eligible to enter graduate medical education on July 1 in the year of the Match, and 3) fully unmatched or partially matched (i.e., with only a preliminary or an advanced position) on Monday of Match week. Applicants do not have to submit rank order lists when the matching algorithm is processed to be eligible to participate in SOAP.

In 2024, 13,168 applicants were SOAP-eligible, 803 more than in 2023 (Table 17). In 2024, U.S. citizen and non-U.S. citizen IMGs together constituted more than two thirds (67.6 percent) of SOAP-eligible applicants. Compared with 2023, 896 more non-U.S. citizen IMGs and 112 fewer U.S. citizen IMGs were eligible for SOAP this year. The number of SOAP-eligible U.S. MD seniors was 5 fewer and U.S. DO seniors was 12 more than in 2023.

As is true for applicants, the universe of SOAP programs is also slightly different. Programs can elect not to submit a rank order list to be processed by the matching algorithm. Programs also can elect whether to participate in SOAP should they have unfilled positions after the matching algorithm is processed. In 2024, there were 39 programs that did not submit a rank order list, accounting for 93 unfilled positions. There were 826 programs with 2,655 unfilled positions. Additionally, there were unfilled programs that submitted a rank order list but elected not to participate in SOAP to fill their unfilled positions. After removing the unfilled positions in programs that elected not to participate in SOAP, 2,575 positions were placed in SOAP. 964 (37.4 percent) of the SOAP positions were PGY-1 only: 578 Preliminary Surgery, 130 Preliminary Medicine, 7 Preliminary Obstetrics and Gynecology, 2 Preliminary Pediatrics and 247 Transitional Year. Other specialties with large numbers of positions in SOAP were Family Medicine (636), Internal Medicine (489 categorical and 3 primary), and Pediatrics (249 categorical and 1 primary). There were 83 less SOAP positions offered in 2024 compared to 2023 and 62 less PGY-1 positions available.

During SOAP, offers are extended to applicants in rounds based upon the number of unfilled positions remaining in the program, and a position can be re-offered in a subsequent round if an offer from a prior round is rejected or expires. As presented in Figure 9, in 2024, a total of 4,063 offers were sent to applicants; of those, 2,399 were accepted, 1,539 were rejected, and 125 were left to expire. By the conclusion of SOAP, 93.2 percent (2,399 of 2,575) of the available positions in SOAP were filled, resulting in a 99.6 percent fill rate overall for all positions placed in the 2024 Match and SOAP. After SOAP's conclusion, 176 positions placed in SOAP remained unfilled.

As presented in Table 17, U.S. MD seniors accounted for 37.8 percent (906 of 2,399) of the total positions filled during SOAP. U.S. DO seniors accounted for 22 percent (526 of 2,399) of the total positions filled. International medical graduates, as a group, accounted for 30 percent (724 of 2,399) total positions filled during SOAP.

Table 16

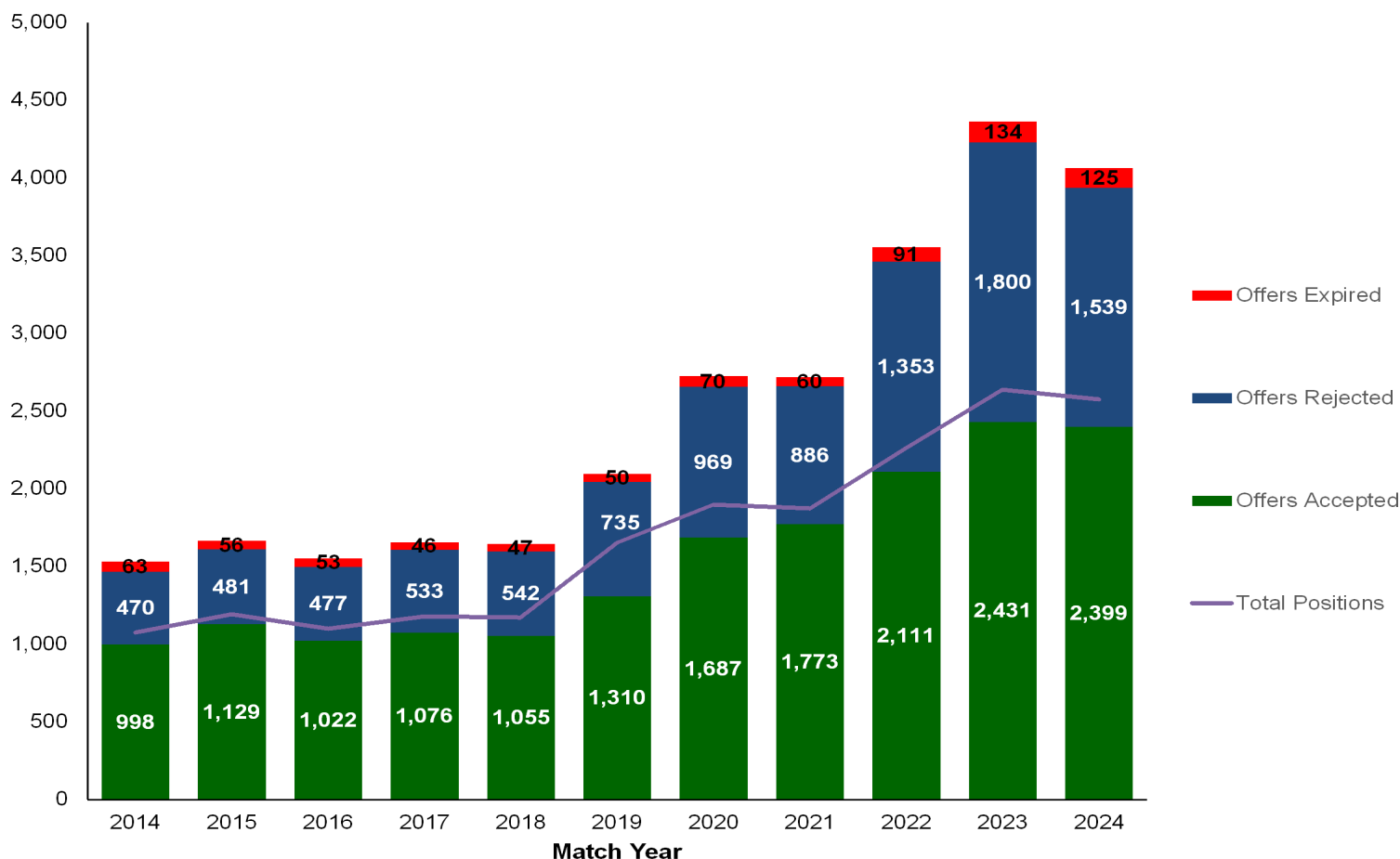
Participating Programs and Positions Filled in SOAP, 2023 - 2024

Specialty	2024				2023			
	Participating Programs	Available Positions	Filled Programs	Filled Positions	Participating Programs	Available Positions	Filled Programs	Filled Positions
PGY-1 Positions								
Child Neurology	3	6	3	6	2	2	2	2
Emergency Medicine	52	132	50	130	129	545	102	501
Family Medicine	241	636	213	594	217	581	181	521
Internal Medicine (Categorical)	81	489	72	460	71	369	64	356
Medicine-Anesthesiology					1	1	1	1
Medicine-Emergency Med					1	3	1	3
Medicine-Pediatrics					3	4	3	4
Medicine-Preliminary (PGY-1 Only)	40	130	34	117	58	144	47	117
Medicine-Primary	2	3	2	3	5	8	5	8
Interventional Radiology (Integrated)	1	1	1	1				
Neurological Surgery					2	2	2	2
Neurology	1	1	1	1	3	3	3	3
Obstetrics-Gynecology	3	6	3	6	3	4	3	4
OB/GYN-Preliminary (PGY-1 Only)	6	7	6	7	8	11	8	11
Osteo Neuromusculoskeletal Med	6	14	1	4	5	12	2	6
Otolaryngology	1	1	1	1	2	2	2	2
Pathology	4	5	3	4	1	1	1	1
Pediatrics (Categorical)	66	249	57	232	27	74	25	71
Pediatrics-Medical Genetics	3	3	2	2	1	1		
Pediatrics-Preliminary	1	2	1	2	2	2	2	2
Pediatrics-Primary	1	1	1	1	1	2	1	2
Peds/Psych/Child Psych					1	4	1	4
Psychiatry	7	10	7	10	7	21	6	18
Radiation Oncology					2	3	1	1
Surgery (Categorical)	2	4	2	4	3	3	3	3
Surgery-Preliminary (PGY-1 Only)	161	578	142	556	155	568	139	547
Transitional (PGY-1 Only)	53	247	45	234	46	217	35	199
Vascular Surgery	1	1	1	1	1	1	1	1
Total - PGY-1	736	2,526	648	2,376	757	2,588	641	2,390
PGY-2 Positions								
Dermatology	4	4	3	3	1	3		
Interventional Radiology (Integrated)	1	2	1	2	2	2	2	2
Neurology	1	3	1	3	1	1	1	1
Nuclear Medicine					1	2	1	2
Osteo Neuromusculoskeletal Med					1	1	1	1
Physical Medicine & Rehab	1	2	1	2	1	2	1	2
Radiation Oncology	8	9	6	7	16	24	15	22
Radiology-Diagnostic	1	1						
Total - PGY-2	16	21	12	17	23	35	21	30
Physician (R) Positions*								
Anesthesiology	2	2	1	1	2	5	1	1
Child Neurology	12	13	1	1	8	11		
Dermatology	1	1						
Neurodevelopmental Disabilities					1	1		
Neurology					5	7	3	5
Osteo Neuromusculoskeletal Med	3	8		1	2	5		
Physical Medicine & Rehab	3	3	2	2	2	3	2	3
Radiation Oncology	1	1	1	1	2	2	2	2
Radiology-Nuclear Med					1	1		
Total - Physician	22	28	5	6	23	35	8	11
Grand Total	774	2,575	665	2,399	803	2,658	670	2,431

* Physician (R) positions are PGY-2 positions starting in the year of the Match that are reserved for applicants who have had prior graduate medical education. Physician positions are not available to senior medical students. In *Results and Data Books* prior to 2014, the numbers of R positions were small and they were included in the categorical position counts. In this report, R positions are listed separately.

Table 17 SOAP Applicants Accepting Positions by Type, 2023 - 2024

Applicant Type	2024			2023		
	Eligible Applicants	Positions Accepted	Unique Applicants Accepting Positions	Eligible Applicants	Positions Accepted	Unique Applicants Accepting Positions
Seniors of U.S. MD Medical Schools	2,057	913	906	2,062	931	927
Graduates of U.S. MD Medical Schools	965	152	152	939	173	172
Seniors of U.S. DO Medical Schools	867	526	526	855	545	544
Graduates of U.S. DO Medical Schools	366	84	84	385	100	100
U.S. Citizen Students/Graduates of International Medical Schools	2,663	381	381	2,775	378	378
Non-U.S. Citizen Students/Graduates of International Medical Schools	6,240	343	343	5,344	304	304
Students/Graduates of Canadian Medical Schools and Fifth Pathway Progs	10	0	0	5	0	0
Total	13,168	2,399	2,392	12,365	2,431	2,425

Figure 9 Offers Extended in SOAP,* 2014-2024

*When an applicant accepts a position, the R3 system creates an automatic rejection of position offers for which the applicant no longer is eligible. A position may be offered in multiple rounds if it has not been accepted.

NRMP Program Results lists every hospital that participated in the Main Residency Match, along with the number of positions offered and filled for each of the institution's programs.

Sponsoring institutions are arranged alphabetically within state. The listing includes the institution name (abbreviated in some instances); the program code, which identifies each program; the quota (the number of positions offered by the program); and the number of applicants matched with that program.

There are three reasons why a program that ranked an adequate number of applicants did not fill its quota: (1) the applicants preferred other programs offering positions; (2) the applicants did not rank the program; or (3) the applicants had withdrawn from the Match.

There are also three reasons why applicants may not be matched with their most preferred program: (1) the program was filled with applicants it preferred; (2) the program did not rank the applicant; or (3) the program had withdrawn from the Match.

The following types of positions are offered through the NRMP:

- Categorical (C) positions are positions in programs that expect applicants who enter in their first post graduate year to complete the training required for certification in that specialty, provided their performance is satisfactory. Categorical programs in primary care Medicine and primary care Pediatrics are designated by (M) to distinguish them from regular Medicine and Pediatrics programs.
- Preliminary (P) positions are for one or two years of training needed as a prerequisite for entering advanced positions in specialty programs that require one or more years of broad clinical training. Internal Medicine, Surgery, and Transitional programs commonly offer preliminary positions.
- Advanced (A) positions beginning in 2025 are positions in specialty programs that begin after completion of one or more years of preliminary training. Applicants without prior graduate medical education can apply for those positions while also applying for preliminary positions that are compatible with their plans.
- Physician (R) positions are PGY-2 positions starting in the year of the Match that are reserved for

education. Physician positions are not available to U.S. senior medical students.

NRMP Program Code Structure

The NRMP program code is a **9-11 character** code based on the following criteria.

- The first four characters are the Institution Code.
 - The fifth through the seventh characters represent the specialty code obtained from the first three digits of the program's ACGME Code and designates the specialty.
- Note:** See ACGME Specialty Codes on the following page.
- The eighth character represents the program type:
P - Preliminary program
C - Categorical program
M - Primary program
A - Advanced program
R - Physician program
F - Fellowship program
 - The ninth through eleven character represents the track:
0 - first program/track in the specialty and program type at the institution
1 - second program/track in the same specialty and program type at the same institution (i.e. 34th Street Clinic)
2 - third program/track in the same specialty and program type at the same institution (i.e. Rural Clinic).

Examples:

Institution: **3099** - University at Buffalo SOM
ACGME Code: **120-35-21-489** - Family Medicine
Program Type: **C** - Categorical

First Track: **0** - Buffalo General Hospital
(Main Program)
Program Code: 3099120C0

Second Track: **1** - Erie County Medical Center
Program Code: 3099120C1

Third Track: **2** - Millard Fillmore Suburban Hospital
Program Code: 3099120C2

ACGME SPECIALTY CODES AND DESCRIPTIONS 5th, 6th, and 7th Characters of the NRMP Program Code

SPECIALTY CODE	SPECIALTY DESCRIPTION
040	Anesthesiology
080	Dermatology
110	Emergency Medicine
120	Family Medicine
140	Internal Medicine
160	Neurological Surgery
180	Neurology
185	Child Neurology (Neurology)
186	Neurodevelopmental Disabilities
200	Nuclear Medicine
220	Obstetrics and Gynecology
260	Orthopaedic Surgery
275	Osteopathic Neuromusculoskeletal Medicine
280	Otolaryngology
300	Pathology-Anatomic and Clinical
320	Pediatrics
340	Physical Medicine and Rehabilitation
362	Plastic Surgery (Integrated)
380	Preventive Medicine
400	Psychiatry
416	Interventional Radiology (Integrated)
420	Radiology-Diagnostic
430	Radiation Oncology
440	Surgery-General
451	Vascular Surgery
461	Thoracic Surgery
700	Internal Medicine/Pediatrics
705	Internal Medicine/Emergency Medicine
715	Internal Medicine/Psychiatry
720	Psychiatry/Family Medicine
725	Pediatrics/Emergency Medicine
726	Pediatrics/Anesthesiology
730	Pediatrics/Psychiatry/Child and Adolescent Psychiatry
735	Pediatrics/Physical Medicine and Rehabilitation
742	Internal Medicine/Anesthesiology
751	Internal Medicine/Preventive Medicine
752	Family Medicine/Preventive Medicine
753	Family Medicine/Osteopathic Neuromusculoskeletal Medicine
755	Psychiatry/Neurology
765	Pediatrics/Medical Genetics
766	Internal Medicine/Medical Genetics
770	Diagnostic Radiology/Nuclear Medicine/Nuclear Radiology
785	Internal Medicine/Dermatology
795	Emergency Medicine/Family Medicine
796	Emergency Medicine/Anesthesiology
999	Transitional Year

NRMP Program Results 2024 Main Residency Match®

ALABAMA

Baptist Outreach Services-AL

	Code	Quota	Matched
Montgomery			
Family Medicine	3082120C0	8	8

Brookwood Baptist Health-AL

	Code	Quota	Matched
Birmingham			
Internal Medicine	1903140C0	10	10
Medicine-Preliminary	1903140P0	3	3
Radiology-Diagnostic	1903420C0	4	4
General Surgery	1903440C0	5	5
Surgery-Preliminary	1903440P0	5	4
Transitional	1903999P0	20	19

Cahaba Medical Care-AL

	Code	Quota	Matched
Centreville			
Family Medicine/Rural	1590120C0	5	1
Family Medicine/Urban	1590120C1	7	7
Family Medicine/Frontier	1590120C2	4	4
Family Medicine/Highlands	1590120C3	4	3

East Alabama Med Ctr

	Code	Quota	Matched
Opelika			
Internal Medicine	2265140C0	10	10

Jack Hughston Memorial Hosp-AL

	Code	Quota	Matched
Phenix City			
Orthopaedic Surgery	2233260C0	3	3

Jackson Hospital & Clinic-AL

	Code	Quota	Matched
Montgomery			
Family Medicine	2357120C0	6	6

Mobile Infirmary Med Ctr-AL

	Code	Quota	Matched
Mobile			
Internal Medicine	2405140C0	25	25
Medicine-Preliminary	2405140P0	10	6

North Alabama Med Ctr

	Code	Quota	Matched
Florence			
Internal Medicine	2239140C0	19	19
Psychiatry	2239400C0	5	5

Southeast Health-AL

	Code	Quota	Matched
Dothan			
Internal Medicine	2132140C0	16	16
Transitional	2132999P0	12	10

St Vincents East-AL

	Code	Quota	Matched
Birmingham			
Family Medicine	3060120C0	8	8

Thomas Hospital-AL

	Code	Quota	Matched
Fairhope			
Internal Medicine	2271140C0	14	7

U Alabama CCHS-Tuscaloosa

	Code	Quota	Matched
Tuscaloosa			
Family Medicine	2955120C0	16	11

U Alabama Med Ctr-Birmingham

	Code	Quota	Matched
Birmingham			
Anesthesiology	1007040C0	20	20
Anesthesiology/Research	1007040C1	1	1

Dermatology	1007080A0	5	5
Emergency Medicine	1007110C0	12	12
Internal Medicine	1007140C0	38	38
Int Med/ABIM Research Pathway	1007140C2	1	0
Neurological Surgery	1007160C0	3	3
Neurology	1007180C0	9	9
Child Neurology	1007185C0	2	2
Obstetrics-Gynecology	1007220C0	8	8
Orthopaedic Surgery	1007260C0	6	6
Otolaryngology	1007280C0	4	4
Pathology	1007300C0	7	7
Pediatrics	1007320C0	24	24
Phys Medicine & Rehab	1007340C0	4	4
Plastic Surgery (Integrated)	1007362C0	2	2
Psychiatry	1007400C0	8	8
Psychiatry/Research	1007400C1	2	2
Interventional Radiology (Integ)	1007416A0	2	2
Radiology-Diagnostic	1007420A0	9	9
Radiation Oncology	1007430A0	3	2
General Surgery	1007440C0	6	6
Gen Surg/Integ 4/3 CT Surgery	1007440C1	1	1
Surgery-Preliminary	1007440P2	2	0
Vascular Surgery	1007451C0	1	1
Medicine-Pediatrics	1007700C0	4	4
Pediatrics-Medical Genetics	1007765C0	1	0

U Alabama SOM-Huntsville

	Code	Quota	Matched
Huntsville			
Family Medicine	2947120C0	12	11
Internal Medicine	2947140C0	9	9

U Alabama SOM-Montgomery

	Code	Quota	Matched
Montgomery			
Internal Medicine	1009140C0	7	7
Medicine-Preliminary	1009140P0	5	1

U South Alabama Hospitals

	Code	Quota	Matched
Mobile			
Emergency Medicine	1852110C0	6	6
Family Medicine	1852120C0	6	4
Internal Medicine	1852140C0	18	18
Medicine-Preliminary	1852140P0	6	4
Neurology	1852180C0	5	5
Obstetrics-Gynecology	1852220C0	4	4
Orthopaedic Surgery	1852260C0	3	3
Pathology	1852300C0	3	3
Pediatrics	1852320C0	12	10
Psychiatry	1852400C0	5	5
Radiology-Diagnostic	1852420A0	6	6
Radiology-Diagnostic	1852420R0	1	1
General Surgery	1852440C0	6	6
Surgery-Preliminary	1852440P0	4	2
Medicine-Pediatrics	1852700C0	2	2

UAB Selma Fam Med Res-AL

	Code	Quota	Matched
Selma			
Family Medicine	3061120C0	5	5

ALASKA

Providence Hospital-AK

	Code	Quota	Matched
Anchorage			
Family Medicine	1313120C0	12	7

NRMP Program Results 2024 Main Residency Match®

U Washington Soldotna-AK

	Code	Quota	Matched
Soldotna			
Medicine-Primary/Rural	2397140M0	2	2

ARIZONA

Abrazo Health Network-AZ

Phoenix	Code	Quota	Matched
Emergency Medicine	2002110C0	6	6
Family Medicine	2002120C0	7	7
Internal Medicine	2002140C0	16	16
General Surgery	2002440C0	4	4
Transitional	2002999P0	15	15

Barrow Neurological Inst at SJHMC-AZ

Phoenix	Code	Quota	Matched
Neurological Surgery	1012160C0	4	4
Neurology	1012180C0	9	9

Creighton University-AZ

Phoenix	Code	Quota	Matched
Emergency Medicine	2154110C0	16	16
Family Medicine	2154120C0	8	8
Internal Medicine	2154140C0	26	26
Medicine-Preliminary	2154140P0	7	7
Obstetrics-Gynecology	2154220C0	8	8
Ob-Gyn/Preliminary	2154220P0	1	1
Psychiatry	2154400C0	7	7
Radiology-Diagnostic	2154420A0	8	8
General Surgery	2154440C2	8	8
Surgery-Preliminary	2154440P2	12	3

Dignity East Valley-AZ

Chandler	Code	Quota	Matched
Emergency Medicine	2346110C0	8	8
Family Medicine	2346120C0	6	6
Internal Medicine	2346140C0	10	10
Medicine-Preliminary	2346140P0	3	3
General Surgery	2346440C0	3	3
Surgery-Preliminary	2346440P0	3	1

HonorHealth-AZ

Scottsdale	Code	Quota	Matched
Dermatology	1929080A0	2	2
Family Medicine/Osborn	1929120C0	9	9
Internal Med/Thompson Peak	1929140C0	6	6
Med-Prelim/Dermatology	1929140P2	2	2
Phys Medicine & Rehab	1929340C0	4	4
General Surgery/Lincoln	1929440C0	4	4

MHC Healthcare-AZ

Marana	Code	Quota	Matched
Family Medicine	2356120C0	4	4

Mayo Clinic School of Grad Med Educ-AZ

Scottsdale	Code	Quota	Matched
Anesthesiology	3200040A0	1	1
Anesthesiology	3200040C0	5	5
Dermatology	3200080C0	2	2
Internal Medicine	3200140C0	15	15
Neurological Surgery	3200160C0	1	1
Neurology	3200180C0	5	5
Orthopaedic Surgery	3200260C0	3	3
Otolaryngology	3200280C0	3	3
Plastic Surgery (Integrated)	3200362C0	2	2

Radiology-Diagnostic	3200420C0	6	6
Radiation Oncology	3200430C0	1	1
General Surgery	3200440C0	5	5
Surgery-Preliminary	3200440P0	4	4

Midwestern University OPTI-AZ

Phoenix	Code	Quota	Matched
Emergency Medicine/Kingman	2156110C0	6	6
Family Medicine/Sierra Vista	2156120C0	4	3
Family Medicine/Kingman	2156120C1	5	5
Family Medicine/Mesa	2156120C2	5	5
Internal Medicine/Cottonwood	2156140C0	5	4
Internal Medicine/Mesa	2156140C1	5	5
Internal Medicine/Sierra Vista	2156140C2	5	5
General Surgery/Mesa	2156440C0	3	3

North Country HealthCare-AZ

Flagstaff	Code	Quota	Matched
Family Medicine	2243120C0	4	4

Phoenix Childrens Hospital-AZ

Phoenix	Code	Quota	Matched
Child Neurology	2952185C0	3	3
Child Neurology	2952185R0	1	0
Pediatrics	2952320C0	36	36

Tucson Hospitals Med Ed-AZ

Tucson	Code	Quota	Matched
Internal Medicine	1014140C0	6	6
Pediatrics	1014320C0	4	3
Transitional	1014999P0	13	13

U Arizona COM-Phoenix

Phoenix	Code	Quota	Matched
Family Medicine	1011120C0	8	8
Family Medicine	1011120C1	6	3
Internal Medicine	1011140C0	24	24
Internal Med/Integ Geriatrics AIRE	1011140C1	0	0
Medicine-Primary	1011140M0	1	1
Medicine-Preliminary	1011140P0	8	8
Neurology	1011180C0	4	4
Obstetrics-Gynecology	1011220C0	9	9
Orthopaedic Surgery	1011260C0	4	4
Psychiatry	1011400C0	6	6
Interventional Radiology (Integ)	1011416A0	2	2
General Surgery	1011440C0	7	7
General Surgery/Rural	1011440C1	1	1
Surgery-Preliminary	1011440P1	5	3
Medicine-Pediatrics	1011700C0	6	6

U Arizona COM-South Campus

Tucson	Code	Quota	Matched
Emergency Medicine	1371110C0	7	7
Family Medicine	1371120C0	8	8

U Arizona COM-Tucson

Tucson	Code	Quota	Matched
Anesthesiology	1015040A0	6	6
Anesthesiology	1015040C0	6	6
Anesthesiology	1015040R0	1	1
Dermatology	1015080A2	2	2
Emergency Medicine	1015110C0	14	14
Family Medicine	1015120C0	8	8
Internal Medicine	1015140C0	38	38
Medicine-Preliminary	1015140P0	4	3

NRMP Program Results 2024 Main Residency Match®

U Arizona COM-Tucson (Continued)

Neurological Surgery	1015160C0	1	1
Neurology	1015180C0	6	6
Obstetrics-Gynecology	1015220C0	4	4
Orthopaedic Surgery	1015260C0	4	4
Otolaryngology	1015280C0	2	2
Pathology	1015300C0	5	5
Pediatrics	1015320C0	16	9
Psychiatry	1015400C0	12	12
Interventional Radiology (Integ)	1015416A0	1	1
Radiology-Diagnostic	1015420A0	9	9
Radiation Oncology	1015430A0	1	1
General Surgery	1015440C0	8	8
Surgery-Preliminary	1015440P0	12	12
Vascular Surgery	1015451C0	1	1
Pediatrics-Emergency Med	1015725C0	3	3

Yuma Regional Med Ctr-AZ

Yuma	Code	Quota	Matched
Family Medicine	1488120C1	10	9

ARKANSAS

Arkansas Coll Osteo Med

Fort Smith	Code	Quota	Matched
Family Medicine/Mercy-Ft Smith	2295120C0	8	8
Internal Medicine/Mercy-Ft Smith	2295140C1	13	13

Baptist Health-AR

North Little Rock	Code	Quota	Matched
Family Medicine	2198120C0	11	11
Internal Medicine	2198140C0	15	15
Psychiatry	2198400C0	6	6
Transitional	2198999P0	12	12

Baptist Mem Med Education-AR

Jonesboro	Code	Quota	Matched
Internal Medicine	2269140C0	8	4

CHI St Vincent Hot Springs-AR

Hot Springs	Code	Quota	Matched
Internal Medicine	2277140C0	12	11

Conway Reg Health Sys-AR

Conway	Code	Quota	Matched
Family Medicine	2250120C0	4	4
Family Medicine/Rural	2250120C1	2	1
Internal Medicine	2250140C0	5	5

St Bernards Med Ctr-AR

Jonesboro	Code	Quota	Matched
Internal Medicine	2214140C0	8	8

U Arkansas COM-Little Rock

Little Rock	Code	Quota	Matched
Anesthesiology	1018040C0	13	13
Anesthesiology	1018040R0	2	2
Dermatology	1018080C0	3	3
Emergency Medicine	1018110C0	10	10
Family Medicine	1018120C0	6	6
Internal Medicine	1018140C0	21	21
Neurological Surgery	1018160C0	2	2
Neurology	1018180C0	4	4
Child Neurology	1018185C0	1	1
Obstetrics-Gynecology	1018220C0	5	5

Orthopaedic Surgery	1018260C0	5	5
Otolaryngology	1018280C0	3	3
Pathology	1018300C0	4	4
Pediatrics	1018320C0	25	25
Phys Medicine & Rehab	1018340C0	4	4
Psychiatry	1018400C0	8	8
Interventional Radiology (Integ)	1018416C0	1	1
Radiology-Diagnostic	1018420C0	7	7
Radiation Oncology	1018430A0	1	0
General Surgery	1018440C0	5	5
Surgery-Preliminary	1018440P0	5	2
Vascular Surgery	1018451C0	1	1
Medicine-Pediatrics	1018700C0	5	5

U Arkansas-Fayetteville Comm Progs

Fayetteville	Code	Quota	Matched
Internal Medicine	1871140C0	11	9

UAMS Regional Centers-AR

Fayetteville	Code	Quota	Matched
Family Medicine/Fayetteville	1582120C0	9	9
Family Medicine/Fort Smith	1582120C1	9	5
Family Medicine/Jonesboro	1582120C2	8	3
Family Medicine/Pine Bluff	1582120C4	9	9
Family Medicine/Texarkana	1582120C5	8	5
Family Medicine/Batesville	1582120C6	6	2
Family Medicine	1582120C7	2	0
Family Medicine/Rural	1582120C8	3	1
Internal Medicine	1582140C0	8	8

Unity Health-AR

Searcy	Code	Quota	Matched
Emergency Medicine	2104110C0	6	6
Family Medicine	2104120C0	6	2
Internal Medicine	2104140C0	12	3
Psychiatry	2104400C0	5	5
Transitional	2104999P0	13	1

White River Health System-AR

Batesville	Code	Quota	Matched
Internal Medicine	1991140C0	10	10

CALIFORNIA

Adventist Health Glendale-CA

Glendale	Code	Quota	Matched
Family Medicine	1023120C0	8	8

Adventist Health Hanford-CA

Hanford	Code	Quota	Matched
Family Medicine	2029120C0	6	6
Family Medicine/Tulare	2029120C1	10	10
Family Medicine/Sonora RTT	2029120C2	4	2
Internal Medicine	2029140C0	4	4

Adventist Health Ukiah Valley-CA

Ukiah	Code	Quota	Matched
Family Medicine	2180120C0	6	6

Adventist Health White Memorial-CA

Los Angeles	Code	Quota	Matched
Family Medicine	1040120C0	8	8
Internal Medicine	1040140C0	6	6
Medicine-Preliminary	1040140P0	4	2
Obstetrics-Gynecology	1040220C0	5	5

NRMP Program Results 2024 Main Residency Match®

Alameda Health Sys-Highland Hosp-CA

Oakland	Code	Quota	Matched
Emergency Medicine	1041110C0	11	11
Internal Medicine	1041140C0	15	15
Medicine-Primary	1041140M0	5	5
Medicine-Preliminary	1041140P0	10	10

AltaMed Health Services-CA

Commerce	Code	Quota	Matched
Family Medicine	2236120C0	6	6

Arrowhead Reg Med Ctr-CA

Colton	Code	Quota	Matched
Emergency Medicine	1047110C0	11	11
Family Medicine	1047120C0	16	14
Internal Medicine	1047140C0	16	16
Neurology	1047180C0	2	2
Obstetrics-Gynecology	1047220C0	4	4
Psychiatry	1047400C0	7	7
Radiology-Diagnostic	1047420A0	2	2
General Surgery	1047440C0	5	5
Surgery-Preliminary	1047440P0	2	0

CA Pacific Med Center

San Francisco	Code	Quota	Matched
Internal Medicine	1061140C0	14	14
Medicine-Preliminary	1061140P0	12	7
Med-Prelim/Neurology	1061140P1	0	0
Med-Prelim/Ophthalmology	1061140P2	3	3
Med-Prelim/Anesthesiology	1061140P3	2	2
Psychiatry	1061400C0	5	5

California Hosp Med Ctr

Los Angeles	Code	Quota	Matched
Family Medicine	2092120C0	8	8

Casa Colina Hosp-CA

Pomona	Code	Quota	Matched
Phys Medicine & Rehab	2151340A0	3	3

Cedars-Sinai Med Ctr-CA

West Hollywood	Code	Quota	Matched
Anesthesiology	1030040C0	17	17
Internal Medicine	1030140C0	22	22
Internal Medicine/PSTP	1030140C1	2	2
Medicine-Primary	1030140M0	7	7
Medicine-Preliminary	1030140P0	3	3
Med-Prelim/Neurology	1030140P1	4	4
Neurological Surgery	1030160C0	2	2
Neurology	1030180A0	4	4
Neurology/PSTP	1030180A1	1	1
Obstetrics-Gynecology	1030220C0	7	7
Orthopaedic Surgery	1030260C0	5	5
Otolaryngology	1030280C0	2	2
Pathology	1030300C0	4	4
Pediatrics	1030320C0	8	8
Radiology-Diagnostic	1030420A0	3	3
Radiation Oncology	1030430A0	1	1
General Surgery	1030440C0	6	6
Surgery-Preliminary	1030440P0	3	3
Thoracic Surgery	1030461C0	2	2

Charles R Drew University-CA

Los Angeles	Code	Quota	Matched
Family Medicine	2114120C0	8	8
Internal Medicine	2114140C0	8	8
Psychiatry	2114400C0	6	6

Childrens Hospital-LA-CA

Los Angeles	Code	Quota	Matched
Child Neurology	1031185C0	3	3
Child Neurology	1031185R0	1	1
Pediatrics	1031320C0	35	35

Childrens Hospital-Oakland-CA

Oakland	Code	Quota	Matched
Pediatrics	1939320C0	31	26
Peds-Prelim/Child Neurology	1939320P0	1	1

City Of Hope-CA

Duarte	Code	Quota	Matched
Radiation Oncology	1183430A0	1	1

Clinica Sierra Vista-CA

Bakersfield	Code	Quota	Matched
Family Medicine	1708120C0	8	8

Community Mem Health Sys-CA

Ventura	Code	Quota	Matched
Family Medicine	2018120C0	8	8
Internal Medicine	2018140C0	8	6
Orthopaedic Surgery	2018260C0	4	4
Psychiatry	2018400C0	4	4
General Surgery	2018440C0	3	3

Contra Costa Reg Med Ctr-CA

Martinez	Code	Quota	Matched
Family Medicine	2071120C0	13	13

Desert Regional Med Ctr-CA

Palm Springs	Code	Quota	Matched
Emergency Medicine	2131110C0	10	10
Family Medicine	2131120C0	12	12
General Surgery	2131440C0	3	3

Dignity Methodist Hosp-Sacramento-CA

Sacramento	Code	Quota	Matched
Family Medicine	1140120C0	8	8
Family Medicine/Sierra Nevada	1140120C1	2	2

Dignity Northridge Hosp Med Ctr-CA

Northridge	Code	Quota	Matched
Family Medicine	3036120C1	8	8

Eisenhower Med Ctr-CA

Rancho Mirage	Code	Quota	Matched
Emergency Medicine	1485110C0	10	10
Family Medicine	1485120C0	12	11
Internal Medicine	1485140C0	20	20

Emanate Health-CA

West Covina	Code	Quota	Matched
Family Medicine	1974120C0	8	7

NRMP Program Results 2024 Main Residency Match®

Family Health Ctrs of San Diego-CA

San Diego	Code	Quota	Matched
Family Medicine	1682120C0	7	7
Psychiatry/Adult	1682400C0	4	4

Harbor-UCLA Med Ctr-CA

Torrance	Code	Quota	Matched
Anesthesiology	1067040C0	9	9
Dermatology	1067080A0	2	2
Emergency Medicine	1067110C0	16	16
Family Medicine	1067120C0	12	12
Internal Medicine	1067140C0	17	17
Medicine-Preliminary	1067140P0	11	8
Med-Prelim/Radiology	1067140P1	1	1
Neurology	1067180C0	5	5
Obstetrics-Gynecology	1067220C0	6	6
Orthopaedic Surgery	1067260C0	5	5
Pathology	1067300C0	4	4
Pediatrics	1067320C0	10	10
Psychiatry	1067400C0	7	7
Radiology-Diagnostic	1067420A0	6	6
General Surgery	1067440C0	6	6
Surgery-Preliminary	1067440P0	8	2
Surg-Prelim/Radiology	1067440P2	0	0
Vascular Surgery	1067451C0	1	1

Healthy Rural California

Chico	Code	Quota	Matched
Psychiatry	2396400C0	4	4

Huntington Memorial Hosp-CA

Pasadena	Code	Quota	Matched
Internal Medicine	1044140C0	8	8
Medicine-Preliminary	1044140P0	4	4
General Surgery	1044440C0	4	4

John Muir Health-CA

Walnut Creek	Code	Quota	Matched
Family Medicine	1917120C0	8	8

KPC Health Hemet Valley Med Ctr-CA

Corona	Code	Quota	Matched
Transitional	2124999P0	18	18

Kaiser Permanente-Central Valley-CA

Modesto	Code	Quota	Matched
Emergency Medicine	2272110C0	8	8

Kaiser Permanente-Fontana-CA

Fontana	Code	Quota	Matched
Family Medicine	2037120C0	9	9
Internal Medicine	2037140C0	8	8
Medicine-Preliminary	2037140P0	3	3
Psychiatry	2037400C0	6	6

Kaiser Permanente-Los Angeles-CA

Pasadena	Code	Quota	Matched
Dermatology	2055080C0	2	2
Family Med/LA Med Ctr	2055120C0	9	9
Internal Medicine	2055140C0	12	12
Internal Med/Research	2055140C2	1	1
Medicine-Preliminary	2055140P0	5	5
Neurology	2055180C0	3	3
Obstetrics-Gynecology	2055220C0	5	5

Pediatrics	2055320C0	8	8
Interventional Radiology (Integ)	2055416C0	1	1
Radiology-Diagnostic	2055420C0	2	2
Radiation Oncology	2055430A0	2	1
General Surgery	2055440C0	4	4
Surgery-Preliminary	2055440P0	5	4

Kaiser Permanente-Napa/Solano-CA

Vallejo	Code	Quota	Matched
Family Medicine	1637120C0	6	6

Kaiser Permanente-Oakland-CA

Oakland	Code	Quota	Matched
Internal Medicine	1042140C0	10	10
Internal Medicine/MPH	1042140C1	2	2
Med-Primary/Equity & Disparities	1042140M0	1	1
Medicine-Preliminary	1042140P0	7	5
Obstetrics-Gynecology	1042220C0	6	6
Otolaryngology	1042280C0	2	2
Pediatrics	1042320C0	10	4
Pediatrics/MPH	1042320C1	0	0
Psychiatry/East Bay	1042400C0	6	6

Kaiser Permanente-Orange Co-CA

Santa Ana	Code	Quota	Matched
Family Medicine	1073120C0	8	8

Kaiser Permanente-Riverside-CA

Riverside	Code	Quota	Matched
Family Medicine	3620120C0	6	6

Kaiser Permanente-SF-CA

San Francisco	Code	Quota	Matched
Internal Medicine	1959140C0	11	8
Medicine-Preliminary	1959140P0	8	8
Med-Prelim/Stanford-Anesth	1959140P1	0	0
Obstetrics-Gynecology	1959220C0	4	4
Medicine-Preventive Med	1959751C0	0	0

Kaiser Permanente-Sacramento Valley-CA

Sacramento	Code	Quota	Matched
Family Medicine	2273120C0	6	6
Fam Med/Accelerated Competency	2273120C1	0	0

Kaiser Permanente-San Diego-CA

San Diego	Code	Quota	Matched
Emergency Medicine	1454110C0	6	6
Family Medicine	1454120C0	6	6

Kaiser Permanente-San Jose-CA

San Jose	Code	Quota	Matched
Family Medicine	2119120C0	6	6
Psychiatry	2119400C0	6	6

Kaiser Permanente-Santa Clara-CA

Santa Clara	Code	Quota	Matched
Internal Medicine	2135140C0	12	12
Medicine-Primary/CHOICE	2135140M0	4	2
Medicine-Preliminary	2135140P0	4	4
Obstetrics-Gynecology	2135220C0	6	6

NRMP Program Results 2024 Main Residency Match®

Kaiser Permanente-Santa Rosa-CA

Santa Rosa	Code	Quota	Matched
Family Medicine	2115120C0	6	6

Kaiser Permanente-Woodland Hills-CA

Woodland Hills	Code	Quota	Matched
Family Medicine	1001120C0	6	6

Kaweah Delta Health Care District-CA

Visalia	Code	Quota	Matched
Anesthesiology	1572040C0	4	4
Emergency Medicine	1572110C0	13	13
Family Medicine	1572120C0	7	7
Psychiatry	1572400C0	8	8
General Surgery	1572440C0	3	3
Surgery-Preliminary	1572440P0	2	0
Transitional	1572999P0	12	12

Keck Medicine-CA

Los Angeles	Code	Quota	Matched
Family Medicine	2284120C0	6	6

Kern Med Ctr-CA

Bakersfield	Code	Quota	Matched
Emergency Medicine	1921110C0	7	2
Internal Medicine	1921140C0	12	12
Obstetrics-Gynecology	1921220C0	4	4
Psychiatry	1921400C0	6	6
Psychiatry/Child & Adolescent	1921400C1	1	1

Lifelong Medical Care-CA

Berkeley	Code	Quota	Matched
Family Medicine	2217120C0	6	6

Loma Linda Univ Med Ctr-Murrieta-CA

Murrieta	Code	Quota	Matched
Family Medicine	2251120C0	12	12
Internal Medicine	2251140C0	6	6

Loma Linda University-CA

Loma Linda	Code	Quota	Matched
Anesthesiology	1024040C0	16	16
Anesthesiology	1024040R0	1	1
Dermatology	1024080A0	3	3
Emergency Medicine	1024110C0	16	16
Family Medicine	1024120C0	9	9
Internal Medicine	1024140C0	28	28
Medicine-Primary	1024140M0	5	5
Medicine-Preliminary	1024140P0	11	11
Neurological Surgery	1024160C0	1	1
Neurology	1024180C0	4	4
Child Neurology	1024185C0	1	1
Obstetrics-Gynecology	1024220C0	9	9
Orthopaedic Surgery	1024260C0	5	5
Otolaryngology	1024280C0	4	4
Pathology	1024300C0	3	3
Pediatrics	1024320C0	23	23
Pediatrics-Primary	1024320M0	4	4
Phys Medicine & Rehab	1024340A0	1	1
Phys Medicine & Rehab	1024340C0	4	4
Plastic Surgery (Integrated)	1024362C0	2	2
Psychiatry	1024400C0	10	10
Psychiatry/CAP	1024400C2	2	2
Interventional Radiology (Integ)	1024416A0	2	2

Radiology-Diagnostic	1024420A0	8	8
Radiation Oncology	1024430A0	2	2
General Surgery	1024440C0	4	4
Gen Surg/Dedicated Research	1024440C1	3	3
Surgery-Preliminary	1024440P0	8	8
Vascular Surgery	1024451C0	1	1
Thoracic Surgery-Integrated	1024461C0	1	1
Medicine-Pediatrics	1024700C0	4	4
Transitional	1024999P0	5	5
Transitional/Preventive Med	1024999P1	4	4
Transitional/Occupational Med	1024999P2	1	1

Long Beach Mem Med Ctr-CA

Long Beach	Code	Quota	Matched
Family Medicine	1027120C0	8	8

Los Robles Health System-CA

Thousand Oaks	Code	Quota	Matched
Anesthesiology	2264040C0	6	6
Emergency Medicine	2264110C0	6	5
Internal Medicine	2264140C0	20	20
Neurology	2264180C0	3	3
General Surgery	2264440C0	3	3
Transitional Year	2264999P0	13	13

MLK Jr Community Hospital

Los Angeles	Code	Quota	Matched
Internal Medicine	2311140C0	5	5

Marian Regional Med Ctr-CA

Santa Maria	Code	Quota	Matched
Family Medicine	1690120C0	6	6
Obstetrics-Gynecology	1690220C0	3	3

Mercy Med Ctr-Merced-CA

Merced	Code	Quota	Matched
Family Medicine	3080120C0	8	8

Mercy Med Ctr-Redding-CA

Redding	Code	Quota	Matched
Family Medicine/MFHC	3081120C0	6	4

Mission Community Hosp-CA

Panorama City,	Code	Quota	Matched
Family Medicine	2344120C0	8	8
Psychiatry	2344400C0	6	6

Natividad Med Ctr-CA

Salinas	Code	Quota	Matched
Family Medicine	2971120C0	10	10

North East Medical Services-CA

Daly City	Code	Quota	Matched
Medicine-Primary	2349140M0	5	5

Olive View-UCLA Med Ctr-CA

Sylmar	Code	Quota	Matched
Internal Medicine	2950140C0	21	21
Medicine-Preliminary	2950140P0	4	4
Med-Prelim/Neurology	2950140P2	3	3
Med-Prelim/Ophthalmology	2950140P3	7	7
Psychiatry	2950400C0	7	7

NRMP Program Results 2024 Main Residency Match®

PIH Health Hosp Downey-CA

Downey	Code	Quota	Matched
Family Medicine	2215120C0	7	7

Pomona Valley Hosp-CA

Pomona	Code	Quota	Matched
Family Medicine	1350120C0	6	6

Presby Intercommunity Hosp-CA

Whittier	Code	Quota	Matched
Family Medicine	2013120C0	5	2
Fam Med/Tropical Med	2013120C1	0	0
Fam Med/Chronic Dz Mgmt	2013120C2	1	1

Prime West Consortium-CA

Ontario	Code	Quota	Matched
Family Medicine/Chino Valley	2150120C0	5	5
Family Medicine/Desert Valley	2150120C1	6	6
Internal Medicine/Centinela	2150140C0	12	12
Internal Medicine/West Anaheim	2150140C1	7	7
Internal Medicine/Shasta	2150140C2	8	8
Internal Medicine/Desert Valley	2150140C3	8	8

Riverside Community Hospital-CA

Riverside	Code	Quota	Matched
Anesthesiology	1877040C0	8	8
Emergency Medicine	1877110C0	13	13
Family Medicine	1877120C0	8	8
Internal Medicine	1877140C0	17	17
Medicine-Preliminary	1877140P0	7	7
Neurology	1877180C0	4	4
Obstetrics-Gynecology	1877220C0	4	4
Radiology-Diagnostic	1877420A0	5	5
General Surgery	1877440C0	3	3
Transitional	1877999P0	13	13

Riverside University Health Sys-CA

Moreno Valley	Code	Quota	Matched
Anesthesiology	1850040C0	10	10
Emergency Medicine	1850110C0	10	10
Family Medicine	1850120C0	12	10
Internal Medicine	1850140C0	13	13
Neurological Surgery	1850160C0	1	1
Neurology	1850180C0	2	2
Orthopaedic Surgery	1850260C0	4	4
Psychiatry	1850400C0	8	8
Radiology-Diagnostic	1850420C0	2	2
General Surgery	1850440C0	4	4
Surgery-Preliminary	1850440P0	4	2

SW Healthcare Med Ed Consortium-CA

Temecula	Code	Quota	Matched
Emergency Medicine	2213110C0	10	10
Family Medicine	2213120C0	6	6
Family Medicine/PRMC	2213120C1	8	8
Internal Medicine	2213140C0	26	19
Obstetrics-Gynecology	2213220C0	3	3
General Surgery	2213440C0	3	3
Surgery-Preliminary	2213440P0	3	0
Transitional	2213999P0	13	13

San Joaquin Gen Hosp-CA

French Camp	Code	Quota	Matched
Family Medicine	1021120C0	8	8

Internal Medicine	1021140C0	11	11
General Surgery	1021440C0	4	4
Surgery-Preliminary	1021440P1	1	1

San Mateo Behavioral Hlth & Recovery Svcs-CA

San Mateo	Code	Quota	Matched
Psychiatry	1010400C0	4	4

San Ysidro Health-CA

San Ysidro	Code	Quota	Matched
Internal Medicine	2220140C0	6	6

Santa Barbara Cottage Hosp-CA

Santa Barbara	Code	Quota	Matched
Internal Medicine	1064140C0	10	10
Medicine-Preliminary	1064140P0	5	5
Pediatrics	1064320C0	6	6
Radiology-Diagnostic	1064420A0	4	4
General Surgery	1064440C0	4	4

Santa Clara Valley Med Ctr-CA

San Jose	Code	Quota	Matched
Internal Medicine	1063140C0	18	18
Medicine-Preliminary	1063140P0	4	4
Med-Prelim/Neurology	1063140P1	4	4
Obstetrics-Gynecology	1063220C0	4	4
Radiology-Diagnostic	1063420A0	3	3
Transitional	1063999P0	12	11

Scripps Clinic/Green Hospital-CA

La Jolla	Code	Quota	Matched
Internal Medicine	1340140C0	15	15

Scripps Mercy Hosp-Chula Vista-CA

Chula Vista	Code	Quota	Matched
Family Medicine	1375120C0	9	9

Scripps Mercy Hosp-San Diego-CA

San Diego	Code	Quota	Matched
Internal Medicine	1048140C0	14	14
Transitional	1048999P0	8	8
Transitional/Anesthesia	1048999P2	6	6
Transitional/Ophthalmology	1048999P3	4	4

Shasta Community Health Ctr-CA

Redding	Code	Quota	Matched
Family Medicine	1531120C0	4	4

Sierra View Med Ctr-CA

Porterville	Code	Quota	Matched
Internal Medicine	2278140C0	12	12
Medicine-Preliminary	2278140P0	3	0

St Agnes Med Ctr-CA

Fresno	Code	Quota	Matched
Emergency Medicine	2138110C0	8	8
Family Medicine	2138120C0	8	8
Internal Medicine	2138140C0	20	20
Transitional	2138999P0	16	12

St Joseph Hospital-Eureka-CA

Eureka	Code	Quota	Matched
Family Medicine	2160120C0	7	7

NRMP Program Results 2024 Main Residency Match®

St Josephs Med Ctr-CA

Stockton	Code	Quota	Matched
Anesthesiology	2161040C0	5	5
Emergency Medicine	2161110C0	12	12
Family Medicine	2161120C0	10	10
Internal Medicine	2161140C0	10	10
Neurology	2161180C0	4	4
Orthopaedic Surgery	2161260C0	3	3
Psychiatry	2161400C0	10	10
Transitional	2161999P0	16	16

St Mary Med Ctr-Long Beach-CA

Long Beach	Code	Quota	Matched
Internal Medicine	1025140C0	9	9
Medicine-Primary	1025140M0	1	1
Medicine-Preliminary	1025140P0	6	6

St Marys Med Ctr-SF-CA

San Francisco	Code	Quota	Matched
Internal Medicine	1057140C0	4	3
Medicine-Preliminary	1057140P0	12	6
Orthopaedic Surgery	1057260C0	3	3

Stanford Health Care-CA

Stanford	Code	Quota	Matched
Anesthesiology	1820040A0	15	15
Anesthesiology	1820040C0	14	14
Anesthesiology	1820040R0	1	1
Dermatology	1820080A0	8	8
Emergency Medicine	1820110C0	15	15
Family Medicine/OConnor	1820120C0	9	8
Internal Medicine	1820140C0	36	36
Internal Med/Global Health	1820140C1	2	2
Neurological Surgery	1820160C0	3	3
Neurology	1820180A0	6	6
Neurology	1820180C0	6	6
Child Neurology	1820185C0	4	4
Obstetrics-Gynecology	1820220C0	6	6
Orthopaedic Surgery	1820260C0	7	7
Otolaryngology	1820280C0	4	4
Otolaryngology/Research	1820280C1	1	1
Pathology	1820300C0	9	9
Pathology/Clinical	1820300C1	2	2
Path-Anatomic Neuro Track	1820300C2	1	1
Pediatrics	1820320C0	25	25
Pediatrics/Research Trk	1820320C1	4	4
Phys Medicine & Rehab	1820340A0	7	7
Plastic Surgery (Integrated)	1820362C0	4	4
Psychiatry	1820400C0	10	10
Psychiatry/Research	1820400C1	2	2
Psychiatry/Public	1820400C2	2	2
Interventional Radiology (Integ)	1820416A0	3	3
Radiology-Diagnostic	1820420A0	9	9
Radiation Oncology	1820430A0	4	4
General Surgery	1820440C0	7	7
General Surgery/SASS	1820440C1	1	1
Surgery-Preliminary	1820440P0	9	3
Surgery Prelim/Anesthesia	1820440P3	0	0
Surg-Prelim/Ophthalmology	1820440P4	5	5
Surg-Prelim/Int Radiology	1820440P5	3	3
Vascular Surgery	1820451C0	2	2
Thoracic Surgery	1820461C0	3	3
Pediatrics-Anesthesiology	1820726C0	2	2
Peds/Psych/Child Psych	1820730C0	2	2
Medicine-Anesthesiology	1820742C0	1	1

Pediatrics-Medical Genetics	1820765C0	2	2
Radiology-Nuclear Medicine	1820770A0	1	1
Trans/Anesthesiology Santa Clara	1820999P0	4	4

Sutter Health-CA

Sacramento	Code	Quota	Matched
Emergency Medicine/SRMC	1135110C0	11	11
Family Med/Sacramento	1135120C0	6	6
Family Medicine/Davis/Osteopathic	1135120C1	2	2
Family Medicine/Amador	1135120C2	2	1
Internal Medicine	1135140C0	13	13
Internal Medicine/Summit	1135140C1	19	19
General Surgery	1135440C0	4	4
Surgery-Preliminary	1135440P0	2	0
Transitional Year	1135999P0	15	15

Sutter Med Ctr of Santa Rosa-CA

Santa Rosa	Code	Quota	Matched
Family Medicine	1065120C0	12	6

U Southern California

Los Angeles	Code	Quota	Matched
Anesthesiology	1033040C0	18	18
Dermatology	1033080A0	4	4
Emergency Medicine	1033110C0	20	20
Internal Medicine	1033140C0	55	55
Neurological Surgery	1033160C0	3	3
Neurology	1033180C0	6	6
Obstetrics-Gynecology	1033220C0	9	9
Orthopaedic Surgery	1033260C0	8	8
Otolaryngology	1033280C0	3	3
Otolaryngology/Research	1033280C1	1	1
Pathology	1033300C0	6	6
Pediatrics	1033320C0	11	11
Plastic Surgery (Integrated)	1033362C0	3	3
Psychiatry	1033400C0	12	12
Interventional Radiology (Integ)	1033416A0	2	2
Radiology-Diagnostic	1033420A0	8	8
Radiation Oncology	1033430A0	2	2
General Surgery	1033440C0	7	7
Surg-Prelim/OMS	1033440P3	2	2
Vascular Surgery	1033451C0	1	1
Thoracic Surgery	1033461C0	2	2
Medicine-Pediatrics	1033700C0	6	6

UC Davis Med Ctr-CA

Sacramento	Code	Quota	Matched
Anesthesiology	1046040C0	16	16
Dermatology	1046080A0	5	5
Emergency Medicine	1046110C0	15	15
Family Medicine	1046120C0	10	10
Family Medicine/OB	1046120C2	1	1
Family Med/ACE Primary Care	1046120C4	1	1
Internal Medicine	1046140C0	24	24
Medicine-Primary	1046140M0	5	5
Med-Primary/Innovations	1046140M1	1	1
Medicine-Preliminary	1046140P0	1	1
Neurological Surgery	1046160C0	2	2
Neurology	1046180C0	8	8
Child Neurology	1046185C0	2	2
Child Neurology	1046185R0	2	0
Obstetrics-Gynecology	1046220C0	8	8
Orthopaedic Surgery	1046260C0	3	3
Ortho Surgery/6 Yr Prog	1046260C1	1	1
Otolaryngology	1046280C0	4	4
Pathology	1046300C0	4	4

NRMP Program Results 2024 Main Residency Match®

UC Davis Med Ctr-CA (Continued)

Pediatrics	1046320C0	13	13
Phys Medicine & Rehab	1046340A0	2	2
Phys Medicine & Rehab	1046340C0	2	2
Plastic Surgery (Integrated)	1046362C0	1	1
Psychiatry	1046400C0	9	9
Interventional Radiology (Integ)	1046416A0	2	2
Radiology-Diagnostic	1046420A0	7	7
Radiation Oncology	1046430A0	1	1
General Surgery	1046440C0	7	7
Surgery-Preliminary	1046440P0	10	10
Vascular Surgery	1046451C0	1	1
Thoracic Surgery	1046461C0	1	1
Medicine-Psychiatry	1046715C1	2	2
Psychiatry-Family Med	1046720C0	2	2
Radiology-Nuclear Medicine	1046770A0	1	1

UC Irvine Med Ctr-CA

Orange	Code	Quota	Matched
Anesthesiology	1043040C0	14	14
Anesthesiology/Critical Care Med	1043040C1	1	1
Anesthesiology	1043040R0	3	3
Dermatology	1043080A0	5	5
Emergency Medicine	1043110C0	9	9
Family Medicine	1043120C0	10	10
Internal Medicine	1043140C0	28	28
Medicine-Preliminary	1043140P0	18	18
Med-Prelim/Neurology	1043140P1	5	5
Med-Prelim/Ophthalmology	1043140P3	4	4
Neurological Surgery	1043160C0	1	1
Neurology	1043180A0	5	5
Child Neurology	1043185C0	2	2
Child Neurology	1043185R0	1	1
Obstetrics-Gynecology	1043220C0	7	7
Orthopaedic Surgery	1043260C0	4	4
Otolaryngology	1043280C0	3	3
Pathology	1043300C0	4	4
Pediatrics/UCI-CHOC	1043320C1	25	25
Phys Medicine & Rehab	1043340A0	5	5
Plastic Surgery (Integrated)	1043362C0	3	3
Psychiatry	1043400C0	9	9
Interventional Radiology (Integ)	1043416A0	1	1
Radiology-Diagnostic	1043420A0	8	8
Radiology-Diagnostic	1043420R0	2	2
Radiation Oncology	1043430A0	1	1
General Surgery	1043440C0	6	6
Surg-Prelim/Non-Designated	1043440P0	7	3
Surg-Prelim/Int Radiology	1043440P3	1	1

UC Riverside SOM-CA

Riverside	Code	Quota	Matched
Internal Med/St. Bernardine	1522140C1	15	15
Med-Prelim/St. Bernardine	1522140P0	10	3
Psychiatry	1522400C0	10	10

UC San Diego Med Ctr-CA

San Diego	Code	Quota	Matched
Anesthesiology	1049040A0	16	16
Dermatology	1049080A0	4	4
Dermatology/Research	1049080A1	1	1
Emergency Medicine	1049110C0	12	12
Family Medicine	1049120C0	9	9
Internal Medicine	1049140C0	36	36
Int Med/Investigator Path 3 yr	1049140C1	1	1
Int Med/Investigator Path 2 yr	1049140C2	2	2

Medicine-Primary	1049140M0	1	1
Neurological Surgery	1049160C0	2	2
Neurology	1049180C2	6	6
Child Neurology	1049185C0	2	2
Obstetrics-Gynecology	1049220C0	6	6
Orthopaedic Surgery	1049260C0	4	4
Ortho Surgery/Research	1049260C1	1	1
Otolaryngology	1049280C0	2	2
Pathology	1049300C0	4	4
Pediatrics	1049320C0	15	15
Pediatrics-Research	1049320C1	3	3
Plastic Surgery (Integrated)	1049362C0	2	2
Psychiatry	1049400C0	10	10
Psychiatry/Research	1049400C1	2	2
Psychiatry/Community	1049400C2	4	4
Interventional Radiology (Integ)	1049416A0	2	2
Radiology-Diagnostic	1049420A0	5	5
Rad-Diag/Research	1049420A1	2	2
Radiation Oncology	1049430A0	3	3
General Surgery	1049440C0	7	7
Vascular Surgery	1049451C0	1	1
Medicine-Pediatrics	1049700C0	4	4

UC San Francisco-CA

San Francisco	Code	Quota	Matched
Anesthesiology	1062040A0	15	15
Anesthesiology	1062040C0	5	5
Anesthesiology/Research	1062040C1	3	3
Anesthesiology/Critical Care	1062040C2	2	2
Anesthesiology	1062040R0	1	1
Dermatology	1062080A0	7	7
Dermatology/2+2 Scientists	1062080A1	1	1
Emergency Medicine	1062110C0	15	15
Family Medicine	1062120C0	14	14
Internal Medicine	1062140C0	46	46
Medicine-Primary/UC	1062140M0	10	10
Medicine-Primary/SFGH	1062140M1	8	8
Neurological Surgery	1062160C0	3	3
Neurology	1062180A0	1	1
Neurology	1062180C0	12	12
Child Neurology/Adv PGY3	1062185A0	1	1
Child Neurology	1062185C0	2	2
Obstetrics-Gynecology	1062220C0	10	10
Orthopaedic Surgery	1062260C0	7	7
Ortho Surgery/Research	1062260C1	1	1
Otolaryngology	1062280C0	5	5
Pathology	1062300C0	16	16
Pediatrics	1062320C0	21	21
Pediatrics/Molecular Medicine	1062320C2	2	2
Pediatrics/PLUS	1062320C3	5	5
Plastic Surgery (Integrated)	1062362C0	2	2
Plastic Surgery (Integ)/Research	1062362C1	1	1
Psychiatry	1062400C0	13	13
Psychiatry/Research	1062400C2	3	3
Interventional Radiology (Integ)	1062416A0	2	2
Radiology-Diagnostic	1062420A0	13	13
Radiation Oncology	1062430A0	3	3
General Surgery	1062440C0	8	8
Surg-Prelim/General/Specialty	1062440P0	17	9
Surg-Prelim/Int Radiology	1062440P2	1	1
Vascular Surgery	1062451C0	1	1
Pediatrics-Medical Genetics	1062765C0	0	0

UC San Francisco-East Bay-CA

Oakland	Code	Quota	Matched
General Surgery	3625440C0	7	7

NRMP Program Results 2024 Main Residency Match®

UC San Francisco-East Bay-CA (Continued)

Surgery-Preliminary	3625440P0	9	0
---------------------	-----------	---	---

UC San Francisco-Fresno-CA

Fresno	Code	Quota	Matched
Emergency Medicine	1022110C0	11	11
Family Medicine	1022120C0	12	8
Internal Medicine	1022140C0	24	24
Obstetrics-Gynecology	1022220C0	5	5
Orthopaedic Surgery	1022260C0	4	4
Pediatrics	1022320C0	7	7
Psychiatry	1022400C0	6	6
General Surgery	1022440C0	5	5

UCLA Med Ctr-CA

Los Angeles	Code	Quota	Matched
Anesthesiology	1956040C0	27	27
Dermatology	1956080A0	4	4
Dermatology/5yr Star	1956080A1	1	1
Emergency Medicine	1956110C0	15	15
Fam Med/UCLA/Santa Monica	1956120C1	12	12
Internal Medicine	1956140C0	45	45
Internal Med/STAR/PSTP	1956140C1	3	3
Medicine-Primary/UCLA-VA	1956140M0	6	6
Med-Primary/UCLA-Olive View	1956140M1	6	6
Neurological Surgery	1956160C0	3	3
Neurology	1956180A0	3	3
Neurology	1956180C0	6	6
Child Neurology	1956185C0	2	2
Nuclear Medicine	1956200A0	2	2
Obstetrics-Gynecology	1956220C0	7	7
Ob-Gyn/Preliminary	1956220P0	2	0
Orthopaedic Surgery	1956260C0	6	6
Otolaryngology	1956280C0	4	4
Otolaryngology/Research	1956280C1	1	1
Pathology	1956300C0	4	4
Pathology/Research	1956300C1	1	1
Pediatrics	1956320C0	26	26
Pediatrics/PSTP	1956320C1	1	1
Plastic Surgery (Integrated)	1956362C0	3	3
Interventional Radiology (Integ)	1956416C0	3	3
Radiology-Diagnostic	1956420A0	12	12
Radiation Oncology	1956430A0	3	3
General Surgery	1956440C0	7	7
Surgery-Preliminary	1956440P0	4	0
Vascular Surgery	1956451C0	1	1
Medicine-Pediatrics	1956700C0	6	6
Medicine-Preventive Med	1956751C0	2	2

UCLA Semel Inst for Neuroscience-CA

Los Angeles	Code	Quota	Matched
Psychiatry	3030400C0	12	12
Psychiatry/Research	3030400C1	2	2
Psych/Harbor-NPI-WLAVA	3030400C2	1	1

VA Greater LA Hlth Sys-CA

Los Angeles	Code	Quota	Matched
Phys Medicine & Rehab/UCLA	1039340A0	8	8
Psychiatry/UCLA/SFVP	1039400C0	6	6

Valley Childrens Healthcare-CA

Madera	Code	Quota	Matched
Pediatrics	1907320C0	14	11

Valley Consortium-CA

Modesto	Code	Quota	Matched
Family Medicine	1444120C0	8	8
Orthopaedic Surgery	1444260C0	3	3

Valley Health Team-CA

San Joaquin	Code	Quota	Matched
Family Medicine	2111120C0	4	4

Ventura County Med Ctr-CA

Ventura	Code	Quota	Matched
Family Medicine	1068120C0	15	15

COLORADO

Centura Health Corporation-CO

Centennial	Code	Quota	Matched
Family Medicine/Alamosa	2350120C0	2	2
Family Medicine/St Mary-Corwin	2350120C1	6	6
Family Medicine/Health Campus	2350120C2	10	10
Pathology/Penrose	2350300C0	2	2

Denver Community Hlth Svcs-CO

Denver	Code	Quota	Matched
Family Medicine	2403120C0	4	4

Denver Health Med Ctr-CO

Denver	Code	Quota	Matched
Emergency Medicine	1077110C0	17	17

HealthONE-CO

Denver	Code	Quota	Matched
Anesthesiology	1997040C0	4	4
Family Medicine/Aurora	1997120C0	8	8
Family Med/Swedish Med Ctr	1997120C1	6	6
Internal Medicine/Sky Ridge	1997140C0	18	13
Neurology/Swedish Med Ctr	1997180C0	6	6
Psychiatry/Aurora	1997400C0	8	8
General Surgery/Swedish Med Ctr	1997440C0	3	3
General Surgery/Sky Ridge	1997440C1	3	3
Transitional/Sky Ridge	1997999P0	8	8

North Colorado Med Ctr

Greeley	Code	Quota	Matched
Family Medicine	1853120C0	5	5
Family Med/Wray	1853120C1	1	1
Family Med/Sunrise	1853120C2	2	2
Family Med/Hospitalist	1853120C3	1	1
Family Medicine/Sterling RTT	1853120C4	2	2

Parkview Med Ctr-CO

Pueblo	Code	Quota	Matched
Internal Medicine	2050140C0	10	10

Poudre Valley Hospital-CO

Fort Collins	Code	Quota	Matched
Family Medicine	3063120C0	8	8

St Joseph Hospital SCL Health-CO

Denver	Code	Quota	Matched
Family Medicine	1074120C0	9	9
Internal Medicine	1074140C0	10	10
Medicine-Preliminary	1074140P0	8	8
Obstetrics-Gynecology	1074220C0	5	5
General Surgery	1074440C0	6	6

NRMP Program Results 2024 Main Residency Match®

St Joseph Hospital SCL Health-CO (Continued)

Surgery-Preliminary	1074440P0	6	2
---------------------	-----------	---	---

St Marys Med Ctr SCL Health-CO

Grand Junction	Code	Quota	Matched
Family Medicine	3069120C0	9	9

U Colorado SOM-Denver

Aurora	Code	Quota	Matched
Anesthesiology	1076040A0	7	7
Anesthesiology	1076040C0	10	10
Anesthesiology/Critical Care	1076040C1	2	2
Anesthesiology/Research	1076040C2	0	0
Anesthesiology	1076040R0	5	5
Dermatology	1076080A0	6	6
Dermatology	1076080R0	1	1
Family Med/Denver Hlth	1076120C0	5	5
Family Med/Univ Hosp	1076120C3	6	6
Family Med/Rural	1076120C4	2	1
Internal Medicine	1076140C0	32	32
Internal Med/Hospitalist	1076140C1	6	6
Int Med/Physician Scientist	1076140C2	3	3
Medicine-Primary	1076140M0	9	9
Medicine-Preliminary	1076140P0	9	9
Neurological Surgery	1076160C0	3	3
Neurology	1076180C0	9	9
Neurology	1076180R0	2	2
Child Neurology	1076185C0	4	4
Child Neurology/Adult	1076185R1	1	1
Obstetrics-Gynecology	1076220C0	9	9
Ob-Gyn/Preliminary	1076220P0	1	0
Orthopaedic Surgery	1076260C0	6	6
Ortho Surgery/Research	1076260C1	1	1
Otolaryngology	1076280C0	3	3
Otolaryngology/Research	1076280C1	1	1
Pathology	1076300C0	7	7
Pediatrics	1076320C0	27	27
Pediatrics-Preliminary	1076320P0	1	1
Phys Medicine & Rehab	1076340A0	6	6
Plastic Surgery (Integrated)	1076362C0	2	2
Psychiatry	1076400C0	9	9
Psychiatry/Research	1076400C2	2	1
Psychiatry/CAP	1076400C3	2	2
Psychiatry/Comm Public	1076400C4	2	2
Interventional Radiology (Integ)	1076416A0	2	2
Radiology-Diagnostic	1076420A0	10	10
Radiation Oncology	1076430A0	2	2
Radiation Oncology	1076430R0	2	2
General Surgery/2 Yr Research	1076440C0	11	11
Surgery-Preliminary	1076440P0	10	1
Vascular Surgery	1076451C0	1	1
Medicine-Pediatrics	1076700C0	4	4
Pediatrics-PM&R	1076735C0	1	1
Pediatrics-Medical Genetics	1076765C0	2	2

CONNECTICUT

Bridgeport Hospital-CT

Bridgeport	Code	Quota	Matched
Internal Medicine	1079140C0	18	18
Medicine-Preliminary	1079140P0	4	4
Obstetrics-Gynecology	1079220C0	4	4
Radiology-Diagnostic	1079420A0	4	4

Danbury Hospital-CT

Danbury	Code	Quota	Matched
Internal Medicine	1081140C0	17	17
Obstetrics-Gynecology	1081220C0	3	3
Pathology	1081300C0	2	2
General Surgery	1081440C0	4	4
Surgery-Preliminary	1081440P0	3	0

Eastern CT Health Network

Manchester	Code	Quota	Matched
Family Medicine	2186120C0	6	1
Psychiatry	2186400C0	4	4

Greenwich Hospital-CT

Greenwich	Code	Quota	Matched
Internal Medicine	1082140C0	6	6
Medicine-Preliminary	1082140P0	7	7

Griffin Hospital-CT

Derby	Code	Quota	Matched
Internal Medicine	1977140C0	8	8
Medicine-Primary	1977140M0	2	2
Medicine-Preliminary	1977140P0	3	3
Medicine-Preventive Med/General	1977751C0	3	3

Hartford Hospital-CT

Hartford	Code	Quota	Matched
Pathology	1083300C0	4	4
Psychiatry	1083400C0	6	6
Radiology-Diagnostic	1083420A0	5	5

Middlesex Hospital-CT

Middleton	Code	Quota	Matched
Family Medicine	1087120C0	7	7

Norwalk Hospital-CT

Norwalk	Code	Quota	Matched
Internal Medicine	1093140C0	15	15
Radiology-Diagnostic	1093420A0	2	2

Quinnipiac Univ/Netter MD SOM-CT

Hamden	Code	Quota	Matched
Anesthesiology	2371040A0	4	4
Anesthesiology	2371040R0	4	4
Fam Med/Rural Hungerford Hosp	2371120C1	4	4
Psychiatry/Rural	2371400C0	4	4

St Francis Hospital-CT

Hartford	Code	Quota	Matched
Obstetrics-Gynecology	1085220C0	5	5

St Marys Hospital-CT

Waterbury	Code	Quota	Matched
Internal Medicine	1096140C0	10	10
Medicine-Preliminary	1096140P0	4	4
General Surgery	1096440C0	2	2
Surgery-Preliminary	1096440P0	2	2

St Vincents Med Ctr-CT

Bridgeport	Code	Quota	Matched
Internal Medicine	1080140C0	10	10
Medicine-Preliminary	1080140P0	4	4
Med-Prelim/Radiology	1080140P1	0	0
Med-Prelim/Anesthesiology	1080140P2	2	2

NRMP Program Results 2024 Main Residency Match®

St Vincents Med Ctr-CT (Continued)

Radiology-Diagnostic	1080420A0	3	3
----------------------	-----------	---	---

Stamford Hospital/Columbia-CT

Stamford	Code	Quota	Matched
Family Medicine	1095120C0	5	5
Internal Medicine	1095140C0	8	8
Obstetrics-Gynecology	1095220C0	4	4
General Surgery	1095440C0	3	3
Surgery-Preliminary	1095440P0	2	0

U Connecticut School of Medicine

Farmington	Code	Quota	Matched
Anesthesiology	1094040A0	4	4
Anesthesiology	1094040C0	9	9
Anesthesiology	1094040R0	1	1
Dermatology	1094080A0	4	4
Emergency Medicine	1094110C0	18	18
Family Medicine	1094120C0	7	7
Internal Medicine	1094140C0	44	44
Medicine-Primary	1094140M0	16	16
Medicine-Preliminary	1094140P0	5	5
Neurological Surgery	1094160C0	1	1
Neurology	1094180C0	7	7
Obstetrics-Gynecology	1094220C0	10	10
Orthopaedic Surgery	1094260C0	5	5
Otolaryngology	1094280C0	3	3
Pediatrics	1094320C0	22	22
Phys Medicine & Rehab	1094340C1	4	4
Psychiatry	1094400C0	7	7
Radiology-Diagnostic	1094420A0	2	2
Radiology-Diagnostic	1094420R0	1	1
General Surgery	1094440C0	8	8
Surgery-Preliminary	1094440P0	6	2
Vascular Surgery	1094451C0	1	1

Waterbury Hospital-CT

Waterbury	Code	Quota	Matched
General Surgery	1097440C0	2	2
Surgery-Preliminary	1097440P0	2	2

Yale-New Haven Hosp-CT

New Haven	Code	Quota	Matched
Anesthesiology	1089040A0	1	1
Anesthesiology	1089040C0	21	21
Dermatology	1089080A0	4	4
Dermatology/Research	1089080A1	2	2
Emergency Medicine	1089110C0	17	17
Emergency Medicine/Research	1089110C1	2	2
Internal Medicine	1089140C0	38	38
Int Med/Physician Scientist	1089140C1	8	8
Internal Medicine/Yale-Waterbury	1089140C2	10	10
Medicine-Primary	1089140M0	16	16
Medicine-Primary/HIV	1089140M1	2	2
Medicine-Preliminary	1089140P0	4	4
Med-Prelim/Neurology	1089140P2	11	11
Med-Prelim/Yale-Waterbury	1089140P4	6	6
Med-Prelim/Ophthalmology	1089140P6	5	5
Neurological Surgery	1089160C0	2	2
Neurology	1089180A0	12	12
Neurology	1089180R0	2	2
Child Neurology	1089185C0	2	2
Obstetrics-Gynecology	1089220C0	8	8
Ob-Gyn/Preliminary	1089220P1	1	1
Orthopaedic Surgery	1089260C0	5	5

Otolaryngology	1089280C0	4	4
Pathology/Comb-Anat & Clin	1089300C0	8	8
Pathology/Anatomic Only	1089300C1	0	0
Pathology/Clinical Only	1089300C2	1	1
Pathology/AP & NP	1089300C3	0	0
Pediatrics	1089320C0	21	21
Phys Medicine & Rehab	1089340C0	4	4
Plastic Surgery (Integrated)	1089362C0	3	3
Psychiatry	1089400C0	13	13
Psychiatry/Combined Adult/Child	1089400C2	2	2
Psychiatry/Research	1089400C3	3	3
Interventional Radiology (Integ)	1089416C0	3	3
Radiology-Diagnostic	1089420A0	12	12
Radiation Oncology	1089430A0	3	3
General Surgery	1089440C0	10	10
Surgery-Preliminary	1089440P0	8	6
Vascular Surgery	1089451C0	1	1
Medicine-Pediatrics	1089700C0	4	4

DELAWARE

Bayhealth Med Ctr-DE

Dover	Code	Quota	Matched
Emergency Medicine	2260110C0	6	6
Family Medicine	2260120C0	8	6
Internal Medicine	2260140C0	13	13
General Surgery	2260440C0	3	3

Beebe Healthcare-DE

Lewes	Code	Quota	Matched
Family Medicine	2354120C0	4	4

Christiana Care-DE

Newark	Code	Quota	Matched
Emergency Medicine	1099110C0	12	12
Emergency Medicine/Military	1099110C1	1	0
Family Medicine	1099120C0	9	9
Internal Medicine	1099140C0	13	13
Obstetrics-Gynecology	1099220C0	7	7
Psychiatry	1099400C0	6	6
Interventional Radiology (Integ)	1099416C0	1	1
Radiology-Diagnostic	1099420C0	4	4
General Surgery	1099440C0	6	6
Medicine-Pediatrics	1099700C0	5	5
Medicine-Emergency Med	1099705C0	4	4
Emergency Med-Family Med	1099795C0	3	3

St Francis Hospital-DE

Wilmington	Code	Quota	Matched
Family Medicine	2058120C0	6	6

DISTRICT OF COLUMBIA

Childrens National Med Ctr-DC

Washington	Code	Quota	Matched
Child Neurology	1070185C0	4	4
Pediatrics	1070320C0	21	21
Pediatrics/Research	1070320C3	2	2
Pediatrics/LAUnCH Community Hlt	1070320C4	8	8
Pediatrics-Primary	1070320M0	5	5
Pediatrics-Medical Genetics	1070765C0	2	2

George Washington Univ-DC

Washington	Code	Quota	Matched
Anesthesiology	1802040A0	3	3
Anesthesiology	1802040C0	5	5
Anesthesiology	1802040R0	2	2

NRMP Program Results 2024 Main Residency Match®

George Washington Univ-DC (Continued)

Dermatology	1802080A0	2	2
Dermatology	1802080R0	1	1
Emergency Medicine	1802110C0	11	11
Emergency Med/International	1802110C1	1	1
Internal Medicine	1802140C0	25	25
Int Med/Sponsored IMG	1802140C1	2	2
Medicine-Primary	1802140M0	5	5
Medicine-Preliminary	1802140P0	6	5
Med-Prelim/Dermatology	1802140P4	1	1
Med-Prelim/Radiology	1802140P5	1	1
Neurological Surgery	1802160C0	1	1
Neurology	1802180C0	5	5
Neurology	1802180R0	1	1
Obstetrics-Gynecology	1802220C0	8	8
Orthopaedic Surgery	1802260C0	4	4
Otolaryngology	1802280C0	1	1
Pathology	1802300C0	5	5
Psychiatry	1802400C0	6	6
Interventional Radiology (Integ)	1802416A0	1	1
Radiology-Diagnostic	1802420A0	6	6
General Surgery	1802440C0	5	5
Surgery-Preliminary	1802440P3	2	2

Howard Univ Hosp-DC

Washington	Code	Quota	Matched
Dermatology	2193080A0	5	5
Family Medicine	2193120C0	6	6
Internal Medicine	2193140C0	22	22
Medicine-Preliminary	2193140P0	14	14
Neurology	2193180A0	2	2
Obstetrics-Gynecology	2193220C0	4	4
Pathology	2193300C0	2	2
Psychiatry	2193400C0	5	5
General Surgery	2193440C0	5	5
Surgery-Preliminary	2193440P0	4	4

MedStar Georgetown Univ Hosp-DC

Washington	Code	Quota	Matched
Anesthesiology	1801040C0	12	12
Internal Medicine	1801140C0	29	29
Neurological Surgery	1801160C0	2	2
Neurology	1801180C0	6	6
Neurology/Clinician Scientist	1801180C1	2	2
Orthopaedic Surgery	1801260C0	4	4
Otolaryngology	1801280C0	3	3
Pathology	1801300C0	3	3
Pediatrics	1801320C0	11	11
Plastic Surgery (Integrated)	1801362C0	4	4
Psychiatry	1801400C0	9	9
Interventional Radiology (Integ)	1801416C0	2	2
Radiology-Diagnostic	1801420A0	4	4
Radiation Oncology	1801430A0	1	1
Gen Surgery/Georgetown-WHC	1801440C0	10	10
Surg-Prelim/Georgetown-WHC	1801440P0	9	0
Medicine-Pediatrics	1801700C0	4	4

MedStar National Rehab Hosp-DC

Washington	Code	Quota	Matched
Phys Medicine & Rehab	3191340C0	6	6

MedStar Washington Hosp Ctr-DC

Washington	Code	Quota	Matched
Dermatology	1800080A0	2	2
Emergency Med/Georgetown-WHC	1800110C0	10	10

Family Med/Georgetown-WHC	1800120C0	4	4
Internal Medicine	1800140C0	30	30
Medicine-Preliminary	1800140P0	11	11
Obstetrics-Gynecology	1800220C0	10	10
Vascular Surgery	1800451C0	2	2
Medicine-Dermatology	1800785C0	2	2

St Elizabeths Hospital/DBH-DC

Washington	Code	Quota	Matched
Psychiatry	1804400C0	6	6

FLORIDA

AdventHealth Florida

Orlando	Code	Quota	Matched
Emergency Medicine	1102110C0	8	8
Family Medicine	1102120C0	12	8
Fam Med/East Orlando/Osteopathic	1102120C1	8	8
Family Medicine/Sebring	1102120C2	8	8
Family Medicine/Wesley Chapel	1102120C3	8	8
Internal Medicine	1102140C0	14	14
Internal Medicine/Sebring	1102140C1	8	8
Internal Medicine/Tampa	1102140C2	13	13
Medicine-Primary	1102140M0	2	2
Obstetrics-Gynecology	1102220C0	4	4
Obstetrics-Gynecology/Tampa	1102220C1	3	3
Orthopaedic Surgery	1102260C0	6	6
Pediatrics	1102320C0	12	12
Radiology-Diagnostic	1102420A0	4	4
General Surgery	1102440C0	4	4
General Surgery/Tampa	1102440C1	4	4
Surgery Prelim/Tampa	1102440P0	4	4

Baptist Health South Florida

Coral Gables	Code	Quota	Matched
Family Medicine/FIU	2331120C0	4	4

BayCare Health System-FL

Clearwater	Code	Quota	Matched
Family Medicine	2300120C0	6	6
Internal Medicine	2300140C0	39	19
Pediatrics	2300320C0	8	5
Psychiatry	2300400C0	6	6

Bayfront Med Ctr-FL

St Petersburg	Code	Quota	Matched
Family Medicine	1911120C0	8	8
Obstetrics-Gynecology	1911220C0	4	4

Borinquen Health Care Ctr-FL

Miami	Code	Quota	Matched
Family Medicine	2254120C0	4	4

Broward Health Med Ctr-FL

Fort Lauderdale	Code	Quota	Matched
Dermatology	1892080A0	3	3
Emergency Medicine	1892110C0	15	12
Family Medicine	1892120C0	7	6
Internal Medicine	1892140C0	18	18
Internal Med/North Program	1892140C1	15	15
Orthopaedic Surgery	1892260C0	3	3
Pediatrics	1892320C0	9	3
Phys Medicine & Rehab	1892340A0	4	4
Phys Medicine & Rehab	1892340R0	4	4
Psychiatry	1892400C0	5	5
General Surgery	1892440C0	6	6

NRMP Program Results 2024 Main Residency Match®

Broward Health Med Ctr-FL (Continued)

Transitional/North Program	1892999P1	16	16
----------------------------	-----------	----	----

Centerstone-FL

Bradenton	Code	Quota	Matched
Psychiatry	2242400C0	4	4

Citrus Health Network-FL

Hialeah	Code	Quota	Matched
Psychiatry	1864400C0	4	4

Cleveland Clinic Florida

Weston	Code	Quota	Matched
Anesthesiology	1383040C0	5	5
Internal Medicine	1383140C0	9	9
Med-Prelim/Neurology	1383140P0	2	2
Medicine-Preliminary	1383140P1	2	2
Neurology	1383180A0	2	2
General Surgery	1383440C0	4	4
Surgery-Preliminary	1383440P0	2	2

Community Health of South Florida

Miami	Code	Quota	Matched
Family Medicine	2194120C0	5	5
Psychiatry	2194400C0	4	4

FAU-Schmidt COM-FL

Boca Raton	Code	Quota	Matched
Emergency Medicine	1586110C0	6	6
Internal Medicine	1586140C0	24	24
Neurology	1586180C0	3	3
Psychiatry	1586400C0	4	4
General Surgery	1586440C0	7	7
Surgery-Preliminary	1586440P0	5	1

FIU Herbert Wertheim COM-FL

Miami	Code	Quota	Matched
Medicine-Primary	2317140M0	6	6

Florida State University COM

Tallahassee	Code	Quota	Matched
Emergency Medicine/Sarasota	1826110C0	9	9
Family Medicine/Lee Memorial	1826120C0	9	9
Family Medicine/Winter Haven	1826120C1	8	8
Internal Medicine/Tallahassee	1826140C0	10	8
Internal Medicine/Sarasota	1826140C1	14	14
Internal Medicine/Cape Coral	1826140C2	12	12
Med-Prelim/Tallahassee	1826140P0	2	1
General Surgery	1826440C0	2	2
Surgery-Preliminary	1826440P0	2	0
Transitional	1826999P0	13	13

HCA Florida JFK Hosp-U Miami-FL

Atlantis	Code	Quota	Matched
Internal Medicine	1384140C0	19	6
Orthopaedic Surgery	1384260C0	3	3
General Surgery	1384440C0	3	3
Surgery-Preliminary	1384440P0	1	1

HCA Florida Orange Park Hosp

Orange Park	Code	Quota	Matched
Dermatology	1771080A0	3	3
Emergency Medicine	1771110C0	12	12
Family Medicine	1771120C0	5	5
Internal Medicine	1771140C0	13	13

Psychiatry	1771400C0	4	4
General Surgery	1771440C0	3	3
Transitional	1771999P0	13	13

HCA Healthcare East FL Division GME

Margate	Code	Quota	Matched
Anesthesiology/Kendall	2232040A0	6	6
Anesthesiology/Westside	2232040C0	6	6
Anesthesiology/Westside	2232040R0	1	1
Emergency Medicine/Aventura	2232110C0	12	10
Emergency Medicine/St Lucie	2232110C1	6	6
Emergency Medicine/Kendall	2232110C2	12	12
Emergency Medicine/Westside	2232110C3	13	13
Family Medicine/St Lucie	2232120C0	6	2
Internal Medicine/Westside	2232140C0	24	20
Internal Medicine/Aventura	2232140C1	15	15
Internal Medicine/Kendall	2232140C2	13	9
Internal Medicine/Lawnwood	2232140C3	15	15
Neurology/Westside	2232180C0	4	3
Obstetrics-Gynecology/Westside	2232220C0	4	4
Pathology/Westside	2232300C0	2	2
Pediatrics/Palms West	2232320C0	6	2
Psychiatry/Aventura	2232400C0	5	5
Psychiatry/University	2232400C1	6	6
Radiology-Diagnostic/Aventura	2232420C0	7	7
Radiology-Diagnostic/Aventura	2232420R0	2	2
General Surgery/Westside	2232440C0	4	4
General Surgery/Kendall	2232440C1	6	6
General Surgery/Lawnwood	2232440C2	3	3
Surgery-Preliminary/Kendall	2232440P0	5	0
Surg-Prelim/Anesthesiology-Kendall	2232440P1	1	1
Transitional/Aventura	2232999P0	6	6
Transitional/Kendall	2232999P1	8	3
Trans/Anesthesiology-Kendall	2232999P2	5	4
Transitional/Westside	2232999P3	15	3

HCA Healthcare/USF Morsani GME-Blake-FL

Bradenton	Code	Quota	Matched
Internal Medicine	1899140C0	22	12
Medicine-Preliminary	1899140P0	5	3
Phys Medicine & Rehab	1899340A0	2	2
Physi Medicine & Rehab	1899340R0	2	2
Transitional	1899999P0	13	12

HCA Healthcare/USF Morsani GME-Brandon-FL

Brandon	Code	Quota	Matched
Emergency Medicine	1772110C0	12	8
Internal Medicine	1772140C0	20	5
Obstetrics-Gynecology	1772220C0	5	5
Pathology	1772300C0	2	1
General Surgery	1772440C0	3	3
Surgery-Preliminary	1772440P0	4	2
Transitional	1772999P0	11	4

HCA Healthcare/USF Morsani GME-Citrus-FL

Inverness	Code	Quota	Matched
Internal Medicine	2195140C0	20	8
Transitional	2195999P0	8	4

HCA Healthcare/USF Morsani GME-Largo-FL

Largo	Code	Quota	Matched
Dermatology	1981080A0	3	3
Internal Medicine	1981140C0	21	12
Orthopaedic Surgery	1981260C0	2	2
Psychiatry	1981400C0	5	5

NRMP Program Results 2024 Main Residency Match®

HCA Healthcare/USF Morsani GME-Largo-FL

(Continued)

Transitional	1981999P0	7	7
Transitional/Dermatology	1981999P1	3	3

HCA Healthcare/USF Morsani GME-Oak Hill-FL

Brooksville	Code	Quota	Matched
Emergency Medicine	1662110C0	6	6
Family Medicine	1662120C0	8	6
Internal Medicine	1662140C0	23	1
Medicine-Preliminary	1662140P0	5	0
Transitional	1662999P0	10	3

HCA Healthcare/USF Morsani GME-Sarasota-FL

Sarasota	Code	Quota	Matched
Internal Medicine	2392140C0	12	3

HCA Healthcare/USF Morsani GME-St Pete-FL

St. Petersburg	Code	Quota	Matched
Family Medicine	2196120C0	4	4

HCA Healthcare/USF Morsani GME-Trinity-FL

Trinity	Code	Quota	Matched
Internal Medicine	2235140C0	20	11
Radiology-Diagnostic	2235420A0	4	4
Transitional	2235999P0	9	6

HCA Healthcare/USF Morsani-Bayonet Pt-FL

Hudson	Code	Quota	Matched
Internal Medicine	2137140C0	20	10
General Surgery	2137440C0	3	3
Surgery-Preliminary	2137440P0	3	0
Transitional	2137999P0	11	11

HCA Healthcare/USF Morsani-Northside-FL

St Petersburg	Code	Quota	Matched
Internal Medicine	2107140C0	6	6

Halifax Med Ctr-FL

Daytona Beach	Code	Quota	Matched
Family Medicine	1629120C0	8	8

Johns Hopkins All Childrens Hosp-FL

St Petersburg	Code	Quota	Matched
Child Neurology	1589185C0	1	1
Pediatrics	1589320C0	12	8

Keralty Hospital-FL

Miami	Code	Quota	Matched
Family Medicine	2342120C0	6	6

Lakeland Regional Health-FL

Lakeland	Code	Quota	Matched
Emergency Medicine	2323110C0	15	15
Family Medicine	2323120C0	8	5
Internal Medicine	2323140C0	20	20
Psychiatry	2323400C0	4	4
General Surgery	2323440C0	4	4
Transitional	2323999P0	18	4

Lakeside Med Ctr-FL

Belle Glade	Code	Quota	Matched
Family Medicine	2282120C0	5	4

Larkin Comm Hosp Palm Springs Campus-FL

Hialeah	Code	Quota	Matched
Dermatology	2238080A0	4	4
Family Medicine	2238120C0	9	9
Internal Medicine	2238140C0	8	8
Neurology	2238180C0	4	4
Osteo Neuromusculo Med	2238275R0	6	0
Phys Medicine & Rehab	2238340A0	6	6
Phys Medicine & Rehab	2238340R0	2	2
Plastic Surgery (Integrated)	2238362C0	2	2

Larkin Community Hospital-FL

South Miami	Code	Quota	Matched
Dermatology	1481080A0	4	4
Dermatology	1481080R0	4	4
Family Medicine	1481120C0	9	9
Internal Medicine	1481140C0	10	10
Neurology	1481180C0	5	5
Orthopaedic Surgery	1481260C0	4	4
Phys Medicine & Rehab	1481340A0	8	8
Psychiatry	1481400C0	16	15
Radiology-Diagnostic	1481420A0	5	4
General Surgery	1481440C0	2	2

Manatee Memorial Hosp-FL

Bradenton	Code	Quota	Matched
Family Medicine	2109120C0	4	4
Internal Medicine	2109140C0	10	10

Mayo Clinic School of Grad Med Educ-FL

Jacksonville	Code	Quota	Matched
Anesthesiology	1032040C0	6	6
Dermatology	1032080C0	2	2
Family Medicine	1032120C0	8	8
Internal Medicine	1032140C0	16	16
Neurological Surgery	1032160C0	1	1
Neurology	1032180C0	6	6
Neurology	1032180R0	1	1
Child Neurology	1032185A0	2	2
Child Neurology	1032185R0	2	2
Otolaryngology	1032280C0	2	2
Phys Medicine & Rehab	1032340C0	2	2
Plastic Surgery (Integrated)	1032362C0	1	1
Interventional Radiology (Integ)	1032416C0	1	1
Radiology-Diagnostic	1032420C0	6	6
Radiology-Diagnostic	1032420R0	1	1
Radiation Oncology	1032430C0	1	1
General Surgery	1032440C0	4	4
Surgery-Preliminary	1032440P0	2	2

Memorial Healthcare System-FL

Pembroke Pines	Code	Quota	Matched
Anesthesiology	2085040C0	3	3
Emergency Medicine	2085110C0	10	10
Internal Medicine	2085140C0	15	15
Medicine-Preliminary	2085140P0	4	4
Neurology	2085180C0	4	4
Obstetrics-Gynecology	2085220C0	4	4
Pediatrics	2085320C0	8	8
Phys Medicine & Rehab	2085340C0	4	4
Psychiatry	2085400C0	4	4
General Surgery	2085440C0	6	6
Transitional	2085999P0	6	6

NRMP Program Results 2024 Main Residency Match®

Mt Sinai Med Ctr-Miami-FL

	Code	Quota	Matched
Miami Beach			
Anesthesiology	1105040R0	6	6
Emergency Medicine	1105110C0	7	7
Internal Medicine	1105140C0	17	17
Medicine-Preliminary	1105140P0	4	4
Obstetrics-Gynecology	1105220C0	3	3
Pathology	1105300C0	2	2
Psychiatry	1105400C0	3	3
Radiology-Diagnostic	1105420A0	5	5
General Surgery	1105440C0	3	3
Surgery-Preliminary	1105440P0	3	2

NCH Healthcare Sys-FL

	Code	Quota	Matched
Naples			
Internal Medicine	1958140C0	16	16
Transitional	1958999P0	6	6

Nemours Childrens Hosp-FL

	Code	Quota	Matched
Orlando			
Pediatrics	2175320C0	16	16

Nicklaus Childrens Hospital-Miami-FL

	Code	Quota	Matched
Miami			
Pediatrics	1110320C0	27	27
Pediatrics/SACM	1110320C1	1	1

Nova Southeastern University KPCOM-FL

	Code	Quota	Matched
Clearwater			
Family Medicine	2256120C0	4	4
Psychiatry/Orlando	2256400C0	6	6
Psychiatry/Bay Pines	2256400C1	3	3

Orlando Health-FL

	Code	Quota	Matched
Orlando			
Emergency Medicine	1107110C0	18	18
Internal Medicine	1107140C0	13	13
Medicine-Preliminary	1107140P0	2	0
Neurology	1107180C0	2	2
Obstetrics-Gynecology	1107220C0	8	8
Orthopaedic Surgery	1107260C0	5	5
Pathology	1107300C0	2	1
Pediatrics	1107320C0	16	16
General Surgery	1107440C0	6	6
Surgery-Preliminary	1107440P0	6	0

Palmetto General Hosp-FL

	Code	Quota	Matched
Hialeah			
Internal Medicine	2121140C0	20	18
Neurology	2121180C0	1	1

Southern Winds Hospital-FL

	Code	Quota	Matched
Hialeah			
Psychiatry	2393400C0	10	10

St Vincents Med Ctr-FL

	Code	Quota	Matched
Jacksonville			
Family Medicine	3125120C0	12	12

Tallahassee Mem Healthcare-FL

	Code	Quota	Matched
Tallahassee			
Family Medicine	2926120C0	11	11

U Central FL/HCA Healthcare GME

	Code	Quota	Matched
Orlando			
Anesthesiology/Ocala	1587040A0	9	9
Dermatology	1587080A0	2	2
Emergency Med/Orlando	1587110C0	7	7
Emergency Med/Gainesville	1587110C1	8	8
Emergency Med/Ocala	1587110C2	7	6
Family Medicine/Gainesville	1587120C0	8	7
Family Medicine/Ocala	1587120C1	6	3
Internal Med/Orlando	1587140C0	25	25
Internal Medicine/Ocala	1587140C1	15	15
Internal Med/Gainesville	1587140C2	20	20
Internal Med/Pensacola	1587140C3	10	10
Internal Med/Lake Monroe	1587140C4	12	12
Internal Med/Ft Walton Bch	1587140C5	12	0
Neurology/Kissimmee	1587180C0	4	4
Ob-Gyn/Kissimmee	1587220C0	3	3
Ob-Gyn/Gainesville	1587220C1	4	4
Ob-Gyn/Pensacola	1587220C2	3	3
Orthopaedic Surgery/Ocala	1587260C0	3	3
Phys Med & Rehab/Pensacola	1587340A0	4	4
Psychiatry/Gainesville	1587400C0	8	8
Psychiatry/Kissimmee	1587400C1	6	6
Psychiatry/Tallahassee	1587400C2	6	6
General Surgery/Ocala	1587440C0	4	4
General Surgery/Kissimmee	1587440C1	3	3
General Surgery/Pensacola	1587440C2	3	3
Surgery-Preliminary/Ocala	1587440P0	4	0
Transitional/Orlando	1587999P0	14	10
Transitional/Ocala	1587999P1	13	13
TransitionalGainesville	1587999P2	12	11

U Florida COM-Jacksonville

	Code	Quota	Matched
Jacksonville			
Anesthesiology	1101040C0	4	4
Emergency Medicine	1101110C0	15	15
Internal Medicine	1101140C0	16	16
Medicine-Preliminary	1101140P0	2	2
Med-Prelim/Neurology	1101140P1	4	4
Neurology	1101180A0	4	4
Obstetrics-Gynecology	1101220C0	6	6
Orthopaedic Surgery	1101260C0	4	4
Pathology	1101300C0	2	2
Pediatrics	1101320C0	14	11
Peds-Prelim/Child Neurology	1101320P0	2	2
Psychiatry	1101400C0	3	3
Psychiatry/CAP	1101400C1	2	2
Interventional Radiology (Integ)	1101416A0	1	1
Radiology-Diagnostic	1101420A0	5	5
Radiology-Diagnostic	1101420R0	1	1
General Surgery	1101440C0	5	5
Surgery-Preliminary	1101440P0	6	3

U Florida COM-Shands Hosp

	Code	Quota	Matched
Gainesville			
Anesthesiology	1824040A0	1	1
Anesthesiology	1824040C0	20	20
Anesthesiology/Research	1824040C1	0	0
Anesthesiology	1824040R1	3	3
Dermatology	1824080A0	4	4
Emergency Medicine	1824110C0	14	14
Family Medicine	1824120C0	9	9
Family Med/Emerald Coast	1824120C1	6	5
Internal Med/Gainesville	1824140C0	33	33
Internal Med/Pensacola	1824140C1	4	4

NRMP Program Results 2024 Main Residency Match®

U Florida COM-Shands Hosp (Continued)

Medicine-Preliminary	1824140P0	12	12
Neurological Surgery	1824160C0	2	2
Neurology	1824180C0	8	8
Child Neurology	1824185C0	2	2
Child Neurology	1824185R0	1	0
Ob-Gyn/Gainesville	1824220C0	5	5
Ob-Gyn/Pensacola	1824220C1	6	6
Orthopaedic Surgery	1824260C0	4	4
Otolaryngology	1824280C0	3	3
Pathology	1824300C0	4	4
Pediatrics/Gainesville	1824320C0	18	18
Pediatrics/Pensacola	1824320C3	9	8
Phys Medicine & Rehab	1824340A0	4	4
Plastic Surgery (Integrated)	1824362C0	1	1
Psychiatry	1824400C0	12	12
Radiology-Diagnostic	1824420A0	12	12
Radiation Oncology	1824430A0	3	3
Radiation Oncology	1824430R0	0	0
General Surgery	1824440C0	6	6
Surgery-Preliminary	1824440P0	8	7

U Miami MSOM/Holy Cross-FL

Miami	Code	Quota	Matched
Internal Medicine	1821140C0	14	14
Medicine-Preliminary	1821140P0	6	6
General Surgery	1821440C0	3	3
Transitional	1821999P0	15	12

U Miami/Jackson Health System-FL

Miami	Code	Quota	Matched
Anesthesiology	1104040A0	2	2
Anesthesiology	1104040C3	26	26
Dermatology	1104080A0	6	6
Dermatology/PhD Research	1104080A1	1	0
Dermatology/DMCH	1104080A2	1	1
Emergency Medicine	1104110C0	14	14
Family Medicine	1104120C0	8	8
Internal Medicine	1104140C0	23	23
Internal Med/Funded	1104140C1	1	1
Internal Med/Harrington	1104140C2	12	12
Internal Med/Urban Health	1104140C3	3	3
Medicine-Preliminary	1104140P0	3	3
Med-Prelim/BPEI	1104140P3	8	8
Neurological Surgery	1104160C0	3	3
Neurology	1104180A0	3	3
Neurology	1104180C0	9	9
Neurology	1104180R0	1	1
Obstetrics-Gynecology	1104220C0	8	8
Orthopaedic Surgery	1104260C0	7	7
Otolaryngology	1104280C0	3	3
Otolaryngology/Research	1104280C1	1	1
Pathology	1104300C0	3	3
Pathology/3-yr MD Path	1104300C1	1	1
Pediatrics	1104320C0	21	21
Pediatrics/3-yr MD Path	1104320C1	1	1
Phys Medicine & Rehab	1104340A0	8	8
Plastic Surgery (Integrated)	1104362C0	2	2
Psychiatry	1104400C0	13	13
Psychiatry/3-Yr MD Path	1104400C2	1	1
Interventional Radiology (Integ)	1104416A0	3	3
Radiology-Diagnostic	1104420A0	9	9
Rad-Diag/International	1104420A2	1	1
Radiology-Diagnostic	1104420R0	1	1
Radiation Oncology	1104430A0	2	2

Radiation Oncology	1104430R0	3	1
General Surgery	1104440C0	6	6
General Surgery/3-Yr MD Path	1104440C1	1	1
Surgery-Preliminary	1104440P1	14	14
Vascular Surgery/Integrated	1104451C0	1	1
Medicine-Pediatrics	1104700C0	5	5

U South Florida Morsani COM-Tampa

Tampa	Code	Quota	Matched
Anesthesiology	1109040C0	8	8
Dermatology	1109080A0	4	4
Emergency Medicine	1109110C0	10	10
Family Medicine	1109120C0	8	8
Internal Medicine	1109140C0	34	34
Medicine-Preliminary	1109140P0	6	6
Med-Prelim/Dermatology	1109140P1	2	2
Med-Prelim/Radiology	1109140P2	3	3
Med-Prelim/Radiation Onc	1109140P3	1	1
Neurological Surgery	1109160C0	2	2
Neurology	1109180C0	8	8
Obstetrics-Gynecology	1109220C0	6	6
Orthopaedic Surgery	1109260C0	4	4
Otolaryngology	1109280C0	3	3
Pathology	1109300C0	3	3
Pediatrics	1109320C0	12	12
Phys Medicine & Rehab	1109340C2	3	3
Plastic Surgery (Integrated)	1109362C0	4	4
Psychiatry	1109400C0	10	10
Interventional Radiology (Integ)	1109416A0	2	2
Radiology-Diagnostic	1109420A0	6	6
Radiation Oncology	1109430A0	2	2
General Surgery	1109440C0	7	7
Surgery-Preliminary	1109440P0	4	3
Vascular Surgery	1109451C0	2	2
Medicine-Pediatrics	1109700C0	5	5

Wellington Reg Med Ctr-FL

Wellington	Code	Quota	Matched
Internal Medicine	2218140C0	8	8

GEORGIA

AU-UGA Medical Partnership-GA

Athens	Code	Quota	Matched
Internal Medicine	1744140C0	11	11
Medicine-Preliminary	1744140P0	1	1

AdventHealth Redmond-GA

Rome	Code	Quota	Matched
Internal Medicine	1867140C0	13	13
Transitional	1867999P0	13	13

Archbold Medical Center

Thomasville	Code	Quota	Matched
Internal Medicine	2324140C0	6	3

Atrium Health Navicent Med Ctr-GA

Macon	Code	Quota	Matched
Family Medicine	1120120C0	8	8
Internal Medicine	1120140C0	10	10
Medicine-Preliminary	1120140P0	3	3
Obstetrics-Gynecology	1120220C0	4	4
Pediatrics	1120320C0	5	5
General Surgery	1120440C0	6	6

NRMP Program Results 2024 Main Residency Match®

Emory Univ SOM-GA

Atlanta	Code	Quota	Matched
Anesthesiology	1113040C0	12	12
Dermatology	1113080A0	6	6
Emergency Medicine	1113110C0	20	20
Family Medicine	1113120C0	10	10
Internal Medicine	1113140C0	49	49
Internal Med/Research	1113140C1	1	1
Medicine-Primary	1113140M0	6	6
Medicine-Preliminary	1113140P1	6	6
Neurological Surgery	1113160C0	4	4
Neurology	1113180A0	10	10
Child Neurology	1113185C0	4	4
Child Neurology	1113185R1	2	0
Obstetrics-Gynecology	1113220C0	9	9
Orthopaedic Surgery	1113260C0	6	6
Otolaryngology	1113280C0	5	5
Pathology	1113300C0	8	8
Pathology/Research	1113300C1	0	0
Pediatrics	1113320C0	29	29
Pediatrics/Research	1113320C1	1	1
Phys Medicine & Rehab	1113340A0	6	6
Plastic Surgery (Integrated)	1113362C0	2	2
Psychiatry	1113400C0	11	11
Psychiatry/Research	1113400C1	2	2
Interventional Radiology (Integ)	1113416A0	4	4
Radiology-Diagnostic	1113420A0	13	13
Radiology-Diag/Research	1113420A1	2	2
Rad-Diag/Molecular Imaging	1113420A3	1	1
Rad-Diag/Physician	1113420R0	2	2
Radiation Oncology	1113430A0	4	4
General Surgery	1113440C0	10	10
Surgery-Preliminary	1113440P0	4	4
Vascular Surgery/Clinical	1113451C0	1	1
Vascular Surgery/Research	1113451C1	1	1
Thoracic Surgery	1113461C0	1	1
Medicine-Psychiatry	1113715C0	2	2
Pediatrics-Medical Genetics	1113765C0	1	1
Transitional	1113999P0	8	6
Transitional/Neurology	1113999P2	10	10
Transitional/Radiology	1113999P3	8	8
Transitional/Rad Oncology	1113999P5	1	1
Transitional/Dermatology	1113999P6	0	0

Floyd Med Ctr-GA

Rome	Code	Quota	Matched
Family Medicine	1992120C0	9	3

Gateway Behavioral Hlth Comm Svc-GA

Savannah	Code	Quota	Matched
Psychiatry	2165400C0	7	7

Hamilton Med Ctr-GA

Dalton	Code	Quota	Matched
Family Medicine	2222120C0	6	6
Internal Medicine	2222140C0	15	15

Houston Healthcare-GA

Warner Robins	Code	Quota	Matched
Family Medicine	2130120C0	6	6

Medical College of Georgia

Augusta	Code	Quota	Matched
Anesthesiology	1985040C0	11	11

Anesthesiology	1985040R0	1	1
Dermatology	1985080A0	3	3
Emergency Medicine	1985110C0	4	4
Emergency Medicine/3-yr MD Path	1985110C1	2	2
Family Medicine	1985120C0	12	6
Internal Medicine	1985140C0	19	19
Internal Medicine/3-yr MD Path	1985140C2	1	1
Medicine-Preliminary	1985140P0	6	6
Neurological Surgery	1985160C0	1	1
Neurology	1985180C0	5	5
Child Neurology	1985185C0	2	0
Obstetrics-Gynecology	1985220C0	4	4
Obstetrics-Gynecology/3-yr MD Pat	1985220C1	1	1
Orthopaedic Surgery	1985260C0	4	4
Otolaryngology	1985280C0	2	2
Pathology	1985300C0	4	4
Pediatrics	1985320C0	14	11
Pediatrics/3-yr MD Path	1985320C1	1	1
Psychiatry	1985400C0	6	6
Psychiatry/CAP 5 yr	1985400C1	1	1
Interventional Radiology (Integ)	1985416A0	1	1
Radiology-Diagnostic	1985420A0	6	6
General Surgery	1985440C0	5	5
Surg-Prelim/Non-designated	1985440P1	2	1

Memorial Health Univ Med Ctr-GA

Savannah	Code	Quota	Matched
Family Medicine	1971120C0	6	3
Family Medicine/Waycross	1971120C1	3	3
Internal Medicine	1971140C0	14	7
Internal Medicine/Rural	1971140C1	3	0
Obstetrics-Gynecology	1971220C0	4	4
Pediatrics	1971320C0	9	0
Radiology-Diagnostic	1971420A0	5	5
General Surgery	1971440C0	5	5

Morehouse Sch of Med-GA

Atlanta	Code	Quota	Matched
Family Medicine	2099120C0	6	6
Family Medicine/Dominican Hospit	2099120C1	8	8
Internal Medicine	2099140C0	25	25
Medicine-Preliminary	2099140P0	4	4
Neurology	2099180C0	3	3
Obstetrics-Gynecology	2099220C0	4	4
Pediatrics	2099320C0	6	2
Psychiatry	2099400C0	5	5
General Surgery	2099440C0	3	3
Surgery-Preliminary	2099440P0	6	1

Northeast Georgia Med Ctr

Gainesville	Code	Quota	Matched
Emergency Medicine	2166110C0	12	12
Family Medicine	2166120C0	12	12
Internal Medicine	2166140C0	20	20
Medicine-Primary	2166140M0	4	4
Psychiatry	2166400C0	6	6
General Surgery	2166440C0	6	6
Transitional	2166999P0	12	12

Northside Hospital Gwinnett-GA

Lawrenceville	Code	Quota	Matched
Family Medicine	1796120C0	8	8
Internal Medicine	1796140C0	15	15
Transitional	1796999P0	7	7

NRMP Program Results 2024 Main Residency Match®

Phoebe Putney Mem Hosp-GA

	Code	Quota	Matched
Albany			
Family Medicine	1020120C0	8	8

Piedmont Athens Regional-GA

	Code	Quota	Matched
Athens			
Internal Medicine	1805140C0	21	21
Transitional	1805999P0	10	7

Piedmont Columbus Regional-GA

	Code	Quota	Matched
Columbus			
Family Medicine	1118120C0	12	12

Piedmont Macon Med Ctr-GA

	Code	Quota	Matched
Macon			
Emergency Medicine	1972110C0	8	8
Internal Medicine	1972140C0	10	10
Psychiatry	1972400C0	5	3
Transitional	1972999P0	13	10

South Georgia Med Ctr

	Code	Quota	Matched
Valdosta			
Internal Medicine	2292140C0	8	8

South Georgia Med Ed & Res Consortium

	Code	Quota	Matched
Moultrie			
Family Medicine	2147120C0	4	2
Psychiatry	2147400C0	3	3

St Francis-Emory Healthcare-GA

	Code	Quota	Matched
Columbus			
Internal Medicine	2326140C0	10	3
Psychiatry	2326400C0	7	5

WellStar Health System-GA

	Code	Quota	Matched
Marietta			
Emergency Med/Kennestone	1814110C0	12	12
Family Medicine/Kennestone	1814120C0	8	8
Family Medicine/Douglas	1814120C1	5	5
Internal Med/Kennestone	1814140C0	13	13
Internal Medicine/Cobb	1814140C1	10	10
Internal Medicine/Spalding	1814140C2	9	9
Med-Primary/Kennestone	1814140M0	4	4
Ob-Gyn/Kennestone	1814220C0	4	4
Ortho Surgery/Kennestone	1814260C0	4	4
Gen Surgery/Kennestone	1814440C0	4	4
Surgery-Prelim/Kennestone	1814440P0	1	1
Transitional/Kennestone	1814999P0	20	20

HAWAII

Hilo Medical Center-HI

	Code	Quota	Matched
Hilo			
Family Medicine	1691120C0	6	4

Kaiser Permanente Hawaii

	Code	Quota	Matched
Honolulu			
Internal Medicine	1727140C0	5	5

Tripler Army Med Ctr-HI

	Code	Quota	Matched
Tripler Amc			
Internal Medicine	1431140C0	6	6
Radiology-Diagnostic	1431420C0	1	1

University of Hawaii

	Code	Quota	Matched
Honolulu			
Family Medicine	3350120C0	7	7
Internal Medicine	3350140C0	20	20
Medicine-Primary	3350140M1	4	4
Medicine-Preliminary	3350140P0	3	3
Obstetrics-Gynecology	3350220C0	6	6
Orthopaedic Surgery	3350260C0	1	1
Ortho Surgery/Research	3350260C1	1	1
Pathology	3350300C0	2	1
Pediatrics	3350320C0	8	8
Psychiatry	3350400C0	8	8
General Surgery	3350440C0	5	5

IDAHO

Eastern Idaho Reg Med Ctr

	Code	Quota	Matched
Idaho Falls			
Family Medicine	2140120C0	6	6
Internal Medicine	2140140C0	10	5
Psychiatry	2140400C0	4	4

Full Circle Health-ID

	Code	Quota	Matched
Boise			
Family Medicine/Boise	3039120C0	12	12
Family Medicine/Caldwell	3039120C1	4	4
Family Medicine/Magic Valley	3039120C2	2	2
Family Medicine/Nampa	3039120C3	6	6
Pediatrics	3039320C0	4	4

Idaho State University

	Code	Quota	Matched
Pocatello			
Family Medicine	1005120C0	8	8
Family Medicine/Rexburg	1005120C1	1	1
Family Medicine/Rupert/Rural	1005120C2	1	1

Kootenai Health-ID

	Code	Quota	Matched
Coeur D'Alene			
Family Medicine	1593120C0	7	7

U Washington Boise-ID

	Code	Quota	Matched
Boise			
Internal Medicine	1172140C0	11	11
Medicine-Preliminary	1172140P1	4	4
Psychiatry	1172400C0	4	4

ILLINOIS

Advocate Health Care-IL

	Code	Quota	Matched
Downers Grove			
Anesthesiology/AIMMC	2117040C0	6	6
Anesthesiology/AIMMC	2117040R0	2	2
Emergency Medicine/ACMC	2117110C0	14	14
Family Medicine/ACMC	2117120C0	7	7
Family Medicine/AIMMC	2117120C1	8	8
Family Medicine/ALGH	2117120C2	9	9
Internal Medicine/AIMMC	2117140C0	16	16
Internal Medicine/ALGH	2117140C1	19	19
Internal Medicine/ACMC	2117140C2	21	21
Med-Prelim/AIMMC	2117140P0	8	8
Med-Prelim/ALGH	2117140P1	8	8
Med-Prelim/ACMC	2117140P2	4	4
Obstetrics-Gynecology/AIMMC	2117220C0	3	3
Obstetrics-Gynecology/ALGH	2117220C1	4	4
Pediatrics/ACMC	2117320C0	13	13
Pediatrics/ALGH	2117320C1	13	11

NRMP Program Results 2024 Main Residency Match®

Advocate Health Care-IL (Continued)

Psychiatry/ALGH	2117400C0	4	4
Radiology-Diagnostic/AIMMC	2117420A0	3	3
General Surgery	2117440C0	7	7
Surgery-Preliminary	2117440P0	2	2

Ascension Resurrection-IL

Chicago	Code	Quota	Matched
Emergency Medicine	1937110C0	13	13
Family Medicine	1937120C0	6	6
Transitional	1937999P0	14	14

Ascension St Alexius-IL

Hoffman Estates	Code	Quota	Matched
Obstetrics-Gynecology	2340220C0	6	6

Ascension St Francis-IL

Evanston	Code	Quota	Matched
Internal Medicine	1168140C0	16	16
Medicine-Preliminary	1168140P0	5	5
Transitional	1168999P0	10	10

Ascension St Joseph-IL

Chicago	Code	Quota	Matched
Family Medicine	1405120C0	6	6
Internal Medicine	1405140C0	16	16
Medicine-Preliminary	1405140P0	7	7
Obstetrics-Gynecology	1405220C0	3	3
General Surgery	1405440C0	2	2
Surgery-Preliminary	1405440P0	2	1
Transitional	1405999P0	6	6

Ascension St Mary-IL

Chicago	Code	Quota	Matched
Family Medicine	1389120C0	12	6

Carle Foundation Hosp-IL

Urbana	Code	Quota	Matched
Internal Medicine	1226140C0	12	12
Int Med/ABIM Research Path	1226140C1	0	0
Medicine-Primary	1226140M0	2	2
Medicine-Preliminary	1226140P0	3	0
Neurology	1226180C0	1	1
Obstetrics-Gynecology	1226220C0	4	4
Psychiatry	1226400C0	4	4
General Surgery	1226440C0	4	4
Vascular Surgery	1226451C0	1	1

Cook County Health and Hosps Sys-IL

Chicago	Code	Quota	Matched
Anesthesiology	1127040C0	9	9
Anesthesiology - PGY2 Match 1 cad	1127040R1	1	1
Dermatology	1127080A0	4	3
Dermatology	1127080R0	2	2
Emergency Medicine	1127110C0	17	17
Family Medicine	1127120C0	12	8
Internal Medicine	1127140C0	41	41
Medicine-Primary	1127140M0	4	4
Pediatrics	1127320C0	7	7
Radiology-Diagnostic	1127420A0	4	4

Franciscan Health Olympia Fields-IL

Olympia Fields	Code	Quota	Matched
Emergency Medicine	1950110C0	8	8
Internal Medicine	1950140C0	16	12

Orthopaedic Surgery	1950260C0	4	4
Radiology-Diagnostic	1950420C0	4	4
General Surgery	1950440C0	3	3

Hinsdale Hospital-IL

Hinsdale	Code	Quota	Matched
Family Medicine	3006120C0	9	9

La Grange Mem Hosp-IL

La Grange	Code	Quota	Matched
Family Medicine	3037120C0	7	7

Lawndale Christian Health Ctr-IL

Chicago	Code	Quota	Matched
Family Medicine	2237120C0	8	8

Loyola Univ Med Ctr-IL

Maywood	Code	Quota	Matched
Anesthesiology	1170040C0	13	13
Dermatology	1170080A0	3	3
Emergency Medicine	1170110C0	6	6
Internal Medicine	1170140C0	34	34
Medicine-Preliminary	1170140P0	4	4
Neurological Surgery	1170160C0	2	2
Neurology	1170180C0	6	6
Obstetrics-Gynecology	1170220C0	5	5
Orthopaedic Surgery	1170260C0	5	5
Otolaryngology	1170280C0	3	3
Pathology	1170300C0	4	4
Pediatrics	1170320C0	10	10
Plastic Surgery (Integrated)	1170362C0	1	1
Psychiatry	1170400C0	6	6
Radiology-Diagnostic	1170420A0	7	7
Radiation Oncology	1170430A0	2	2
General Surgery	1170440C0	7	7
Surgery-Preliminary	1170440P0	10	3
Vascular Surgery	1170451C0	1	1
Medicine-Pediatrics	1170700C0	4	4

MacNeal Hospital-IL

Berwyn	Code	Quota	Matched
Family Medicine	1121120C0	11	11
Internal Medicine	1121140C0	14	14
Transitional	1121999P0	10	10
Transitional/Ophthalmology	1121999P1	4	2

Marianjoy Rehab Hosp-IL

Wheaton	Code	Quota	Matched
Phys Medicine & Rehab	1103340A0	6	6

Mercyhealth GME Consortium-IL

Rockford	Code	Quota	Matched
Family Medicine	2163120C0	10	10
Internal Medicine	2163140C0	13	13

Mt Sinai Hosp Med Ctr-IL

Chicago	Code	Quota	Matched
Medicine-Preliminary	1144140P0	3	3
Obstetrics-Gynecology	1144220C0	4	4

Northwestern McGaw/Lurie Childrens-IL

Chicago	Code	Quota	Matched
Child Neurology	1842185C0	4	4
Child Neurology	1842185R0	1	1
Pediatrics	1842320C0	36	36

NRMP Program Results 2024 Main Residency Match®

Northwestern McGaw/NMH/VA-IL

Chicago	Code	Quota	Matched
Anesthesiology/3 Yr	2247040A0	8	8
Anesthesiology/4 Yr	2247040C0	15	15
Anesthesiology	2247040R0	1	0
Dermatology	2247080A0	5	5
Emergency Medicine	2247110C0	15	15
Family Med/Lake Forest	2247120C1	8	8
Family Med/Delnor	2247120C2	8	8
Internal Medicine	2247140C0	33	33
Internal Medicine/PSTP	2247140C1	5	5
Medicine-Preliminary	2247140P0	1	1
Med-Prelim/Neurology	2247140P1	10	10
Neurological Surgery	2247160C0	3	3
Neurology	2247180A0	10	10
Obstetrics-Gynecology	2247220C0	12	12
Orthopaedic Surgery	2247260C0	6	6
Otolaryngology	2247280C0	4	4
Pathology	2247300C0	7	7
Pathology/Investigator Trk	2247300C1	0	0
Plastic Surgery (Integrated)	2247362C0	3	3
Psychiatry	2247400C0	9	9
Psychiatry/Research	2247400C1	1	1
Interventional Radiology (Integ)	2247416A0	2	2
Radiology-Diagnostic	2247420A0	10	10
Radiation Oncology/4 yr	2247430A0	2	2
Radiation Oncology	2247430R0	1	1
General Surgery	2247440C0	6	6
Surgery-Preliminary	2247440P0	4	3
Vascular Surgery	2247451C0	1	1
Thoracic Surgery	2247461C0	2	2
Medicine-Dermatology	2247785C0	1	1

Northwestern McGaw/SRAL-IL

Chicago	Code	Quota	Matched
Phys Medicine & Rehab	2155340A0	8	8
Phys Medicine & Rehab	2155340C0	4	4

Quincy Fam Prac Ctr-IL

Quincy	Code	Quota	Matched
Family Medicine	2026120C0	6	4

RFUMS/Chicago Medical School-IL

North Chicago	Code	Quota	Matched
Internal Medicine	3053140C0	10	10
Internal Medicine/McHenry	3053140C1	13	13
Psychiatry	3053400C0	6	6

Riverside Medical Ctr-IL

Kankakee	Code	Quota	Matched
Internal Medicine	2177140C0	5	5
Psychiatry	2177400C0	3	3

Rush University Med Ctr-IL

Chicago	Code	Quota	Matched
Anesthesiology	1147040C0	19	19
Anesthesiology	1147040R0	7	7
Dermatology	1147080A0	3	3
Dermatology	1147080R0	1	1
Emergency Medicine	1147110C0	12	12
Family Medicine	1147120C0	8	8
Internal Medicine	1147140C0	34	34
Neurological Surgery	1147160C0	3	3
Neurology	1147180C0	9	9

Obstetrics-Gynecology	1147220C0	6	6
Orthopaedic Surgery	1147260C0	5	5
Otolaryngology	1147280C0	2	2
Pathology	1147300C0	4	4
Pediatrics	1147320C0	11	11
Phys Medicine & Rehab	1147340C0	4	4
Plastic Surgery (Integrated)	1147362C0	2	2
Psychiatry	1147400C0	8	8
Interventional Radiology (Integ)	1147416C0	4	4
Radiology-Diagnostic	1147420A0	5	5
Radiation Oncology	1147430A1	1	1
Radiation Oncology	1147430C1	1	1
General Surgery	1147440C0	9	9
Surgery-Preliminary	1147440P0	12	1
Medicine-Pediatrics	1147700C0	4	4

Rush-Copley Mem Hosp-IL

Aurora	Code	Quota	Matched
Family Medicine	1323120C0	4	3

SIU Carbondale-IL

Carbondale	Code	Quota	Matched
Family Medicine	2948120C0	6	6

SIU Decatur-IL

Decatur	Code	Quota	Matched
Family Medicine	2016120C0	5	3

SIU SOM & Affil Hosps-IL

Springfield	Code	Quota	Matched
Dermatology	2922080C0	3	3
Emergency Medicine	2922110C0	8	8
Family Medicine	2922120C0	10	10
Family Medicine/Alton	2922120C1	6	4
Internal Medicine	2922140C0	16	16
Neurological Surgery	2922160C0	1	1
Neurology	2922180C0	4	4
Obstetrics-Gynecology	2922220C0	4	4
Orthopaedic Surgery	2922260C0	3	3
Otolaryngology	2922280C0	2	2
Pediatrics	2922320C0	8	8
Plastic Surgery (Integrated)	2922362C0	2	2
Psychiatry	2922400C0	6	6
Psychiatry/Child Psych	2922400C2	2	2
Radiology-Diagnostic	2922420C0	4	4
General Surgery	2922440C0	4	4
Vascular Surgery	2922451C0	1	1
Medicine-Psychiatry	2922715C0	2	2

Schwab Rehab Hosp-IL

Chicago	Code	Quota	Matched
Phys Medicine & Rehab	1339340A0	5	5

Swedish Hospital-IL

Chicago	Code	Quota	Matched
Emergency Medicine	1159110C0	5	5
Family Medicine	1159120C1	6	6
Internal Medicine	1159140C0	10	10

U Illinois COM-Chicago

Chicago	Code	Quota	Matched
Anesthesiology	1150040C0	13	13
Dermatology	1150080A0	4	4
Emergency Medicine	1150110C0	15	15
Family Medicine/UIH	1150120C1	8	8

NRMP Program Results 2024 Main Residency Match®

U Illinois COM-Chicago (Continued)

Family Med/Gibson City	1150120C2	1	1
Internal Medicine/UIH	1150140C1	34	34
Med-Prelim/UIH	1150140P0	12	12
Neurological Surgery	1150160C0	2	2
Neurology	1150180C0	6	6
Obstetrics-Gynecology	1150220C0	7	7
Orthopaedic Surgery	1150260C0	7	7
Otolaryngology	1150280C0	3	3
Pathology	1150300C1	3	3
Pediatrics	1150320C0	12	12
Plastic Surgery (Integrated)	1150362C0	2	2
Psychiatry	1150400C0	10	10
Psychiatry/Research	1150400C2	0	0
Interventional Radiology (Integ)	1150416A0	2	2
Radiology-Diagnostic	1150420A0	4	4
General Surgery	1150440C0	7	7
Surg-Prelim/Undesignated	1150440P1	9	2
Medicine-Pediatrics	1150700C0	4	4
Medicine-Emergency Med	1150705C0	3	3

U Illinois COM-Peoria OSF

Peoria	Code	Quota	Matched
Anesthesiology	1175040C0	8	8
Emergency Medicine	1175110C0	14	14
Family Medicine	1175120C0	6	1
Internal Medicine	1175140C0	12	12
Neurological Surgery	1175160C0	1	1
Neurology	1175180C0	5	5
Obstetrics-Gynecology	1175220C0	4	4
Pediatrics	1175320C0	12	6
Radiology-Diagnostic	1175420C0	6	6
General Surgery	1175440C0	4	4
Medicine-Pediatrics	1175700C0	8	8
Transitional	1175999P0	6	4

U Illinois COM-Peoria UPHM

Peoria	Code	Quota	Matched
Family Medicine	2267120C0	10	3
Psychiatry	2267400C0	5	5

U Illinois COM-Rockford

Rockford	Code	Quota	Matched
Family Medicine	2268120C0	8	8
Family Med/Dixon Rural	2268120C1	2	2

UIC/Mt Sinai Hosp Med Ctr-IL

Chicago	Code	Quota	Matched
General Surgery	1287440C0	3	3
Surgery-Preliminary	1287440P0	2	0

Univ of Chicago Med Ctr-IL

Chicago	Code	Quota	Matched
Anesthesiology	1160040A0	7	7
Anesthesiology/UCM Prelim	1160040C0	13	13
Anesthesiology	1160040R0	1	1
Dermatology	1160080A0	4	4
Emergency Medicine	1160110C0	18	18
Family Medicine/NorthShore	1160120C0	6	6
Internal Medicine	1160140C0	29	29
Int Med/MD Scientist	1160140C1	5	5
Internal Medicine/NorthShore	1160140C2	16	16
Medicine-Preliminary	1160140P0	4	4
Med-Prelim/NorthShore	1160140P2	16	16
Med-Prelim/Neurology-NShore	1160140P3	4	4

Med-Prelim/Neurology	1160140P5	2	2
Med-Prelim/Anesthesia-NShore	1160140P7	2	2
Neurological Surgery	1160160C0	2	2
Neurology	1160180A0	8	8
Neurology	1160180R1	2	2
Child Neurology	1160185C0	2	2
Obstetrics-Gynecology	1160220C0	8	8
Orthopaedic Surgery	1160260C0	5	5
Otolaryngology	1160280C0	3	3
Pathology	1160300C0	9	9
Pathology/Clinical	1160300C1	0	0
Pathology/NorthShore	1160300C2	3	3
Pediatrics	1160320C0	20	20
Pediatrics/Med Education	1160320C1	0	0
Pediatrics/Health Services	1160320C4	1	1
Plastic Surgery (Integrated)	1160362C0	3	3
Psychiatry	1160400C0	6	6
Interventional Radiology (Integ)	1160416A0	2	2
Radiology-Diagnostic	1160420A0	8	8
Radiology-Diagnostic	1160420R0	1	1
Radiation Oncology	1160430A0	3	3
Radiation Oncology	1160430R0	1	1
General Surgery	1160440C0	7	7
Surgery-Preliminary	1160440P2	2	2
Medicine-Pediatrics	1160700C0	4	4

Weiss Memorial Hospital-IL

Chicago	Code	Quota	Matched
Transitional	1846999P0	8	7

West Suburban Med Ctr-IL

Oak Park	Code	Quota	Matched
Family Medicine	1173120C0	10	6

INDIANA

Ascension St Vincent Hosp-IN

Indianapolis	Code	Quota	Matched
Family Medicine	1189120C0	8	2
Family Medicine/Milwaukee	1189120C1	6	6
Internal Medicine	1189140C0	16	16
Obstetrics-Gynecology	1189220C0	5	5
Pediatrics	1189320C0	6	5
General Surgery	1189440C0	3	3
Transitional	1189999P0	18	18

Community Health Network-IN

Indianapolis	Code	Quota	Matched
Family Medicine	3027120C0	10	5
Family Med/South Hospital	3027120C1	4	4
Psychiatry	3027400C0	6	6

Deaconess Hospital-IN

Evansville	Code	Quota	Matched
Family Medicine	3029120C0	8	1

Franciscan Health-IN

Indianapolis	Code	Quota	Matched
Family Medicine	2963120C0	9	9

Ft Wayne Med Ed Prog-IN

Fort Wayne	Code	Quota	Matched
Family Medicine	1178120C0	8	8

NRMP Program Results 2024 Main Residency Match®

Indiana University SOM

Indianapolis	Code	Quota	Matched
Anesthesiology	1187040A0	26	26
Anesthesiology	1187040C0	4	4
Anesthesiology	1187040R1	2	2
Dermatology	1187080A0	2	2
Dermatology	1187080C0	2	2
Emergency Med/Indianapolis	1187110C0	21	21
Family Med/Indianapolis	1187120C0	13	13
Family Medicine/Arnett	1187120C2	5	4
Family Medicine/Jasper	1187120C3	5	3
Family Med/Ball Memorial	1187120C4	8	8
Internal Med/Indianapolis	1187140C0	36	36
Internal Med/SW Indiana	1187140C1	16	16
Internal Med/Ball Memorial	1187140C2	10	10
Neurological Surgery	1187160C0	2	2
Neurology	1187180C0	10	10
Child Neurology	1187185C0	2	0
Neurodevelopmental Disabilities	1187186C0	2	2
Obstetrics-Gynecology	1187220C0	10	10
Orthopaedic Surgery	1187260C0	5	5
Ortho Surgery/Research	1187260C1	1	1
Otolaryngology-Clinical	1187280C0	4	4
Pathology	1187300C0	5	5
Pediatrics	1187320C0	24	24
Pediatrics/Research	1187320C1	1	1
Phys Medicine & Rehab	1187340A0	4	4
Plastic Surgery (Integrated)	1187362C0	2	2
Psychiatry/Indianapolis	1187400C0	6	6
Psychiatry/Vincennes	1187400C1	6	6
Psychiatry/Merrillville	1187400C2	6	6
Psychiatry/CAP-Indianapolis	1187400C3	2	2
Interventional Radiology (Integ)	1187416A0	2	2
Radiology-Diagnostic	1187420A0	9	9
Radiology-Diagnostic	1187420C0	2	2
Radiation Oncology	1187430A0	1	1
Radiation Oncology	1187430C0	1	1
General Surgery	1187440C0	10	10
Surgery-Preliminary	1187440P0	4	1
Vascular Surgery	1187451C0	1	1
Thoracic Surgery	1187461C0	1	1
Medicine-Pediatrics	1187700C0	14	14
Pediatrics-Emergency Med	1187725C0	2	2
Peds/Psych/Child Psych	1187730C0	2	2
Pediatrics-Medical Genetics	1187765C0	1	0
Transitional/Methodist	1187999P0	15	15
Transitional/Ball Memorial	1187999P1	11	11

Marion Health-IN

Marion	Code	Quota	Matched
Family Medicine	2401120C0	6	6

Memorial Hospital-IN

South Bend	Code	Quota	Matched
Family Medicine	1193120C0	10	10

Parkview Health-IN

Fort Wayne	Code	Quota	Matched
Internal Medicine	2306140C0	15	15
Obstetrics and Gynecology	2306220C0	5	5
Phys Medicine & Rehab	2306340A0	2	2
Phys Medicine & Rehab	2306340R0	2	2
General Surgery	2306440C0	4	4
Transitional	2306999P0	12	11

St Josephs Reg Med Ctr-IN

Mishawaka	Code	Quota	Matched
Family Medicine	1194120C0	9	9

Union Hospital-IN

Terre Haute	Code	Quota	Matched
Family Medicine	3007120C0	7	4

IOWA

Broadlawns Med Ctr-IA

Des Moines	Code	Quota	Matched
Family Medicine	1199120C0	8	8
Transitional	1199999P0	4	4

Central Iowa Health System

Des Moines	Code	Quota	Matched
Emergency Medicine	1201110C0	6	6
Family Medicine/Lutheran-DSM	1201120C0	6	3
Family Med/Allen-Waterloo	1201120C1	3	3
Internal Medicine/IA Methodist	1201140C0	10	10
Med-Prelim/IA Methodist	1201140P0	2	2
Pediatrics/Blank Childrens	1201320C0	7	7
General Surgery/IA Methodist	1201440C0	4	4
Surg-Prelim/IA Methodist	1201440P0	2	1
Transitional/IA Methodist	1201999P0	4	4

Genesis Quad Cities-IA

Davenport	Code	Quota	Matched
Family Medicine	2969120C0	6	6

Mercy Med Ctr-Des Moines-IA

Des Moines	Code	Quota	Matched
Family Medicine	1346120C0	8	8
Family Medicine/Rural	1346120C1	2	1
Internal Medicine	1346140C0	10	10
Medicine-Primary	1346140M0	3	3
Psychiatry	1346400C0	4	4
General Surgery	1346440C1	4	4

MercyOne North Iowa Med Ctr

Mason City	Code	Quota	Matched
Family Medicine	2015120C0	6	4
Family Medicine/Waterloo	2015120C1	5	5
Internal Medicine	2015140C0	6	6

U Iowa Hospitals & Clinics

Iowa City	Code	Quota	Matched
Anesthesiology	1203040C0	15	15
Dermatology	1203080A0	7	7
Dermatology	1203080R0	1	1
Emergency Medicine	1203110C0	10	10
Family Medicine/Iowa City	1203120C0	8	8
Family Medicine/Sioux City	1203120C2	6	2
Internal Medicine	1203140C0	23	23
Medicine-Preliminary	1203140P0	3	3
Med-Prelim/Ophthalmology	1203140P2	6	6
Neurological Surgery	1203160C0	2	2
Neurology	1203180C0	8	8
Child Neurology	1203185C0	2	2
Obstetrics-Gynecology	1203220C0	4	4
Obstetrics-Gynecology/Rural	1203220C1	2	2
Orthopaedic Surgery	1203260C0	7	7
Otolaryngology	1203280C0	3	3
Otolaryngology/Research	1203280C1	2	2

NRMP Program Results 2024 Main Residency Match®

U Iowa Hospitals & Clinics (Continued)

Pathology	1203300C0	3	3
Pediatrics	1203320C0	15	15
Plastic Surgery (Integrated)	1203362C0	1	1
Psychiatry	1203400C0	9	9
Interventional Radiology (Integ)	1203416C0	1	1
Radiology-Diagnostic	1203420A0	3	3
Radiology-Diagnostic	1203420C0	4	4
General Surgery	1203440C0	7	7
Surgery-Preliminary	1203440P3	2	1
Vascular Surgery	1203451C0	1	1
Thoracic Surgery	1203461C0	1	1
Medicine-Psychiatry	1203715C0	2	2
Psychiatry-Family Med	1203720C0	2	2

UnityPoint Broadlawns-IA

Des Moines	Code	Quota	Matched
Psychiatry	2184400C0	4	4

KANSAS

U Kansas SOM-Kansas City

Kansas City	Code	Quota	Matched
Anesthesiology	1208040C0	9	9
Anesthesiology	1208040R0	2	2
Dermatology	1208080A0	5	5
Emergency Medicine	1208110C0	11	11
Family Medicine	1208120C0	9	9
Family Medicine/KU-CHCSEK Rur	1208120C3	2	0
Internal Medicine	1208140C0	23	23
Internal Medicine/Research	1208140C1	0	0
Medicine-Preliminary	1208140P0	4	4
Med-Prelim/PM&R	1208140P1	2	2
Med-Prelim/Radiology	1208140P3	2	2
Med-Prelim/Dermatology	1208140P5	1	1
Med-Prelim/Radiation Onc	1208140P6	1	1
Med-Prelim/Ophthalmology	1208140P7	3	3
Med-Prelim/Int Radiology	1208140P8	1	1
Neurological Surgery	1208160C0	2	2
Neurology	1208180C0	5	5
Obstetrics-Gynecology	1208220C0	5	5
Orthopaedic Surgery	1208260C0	4	4
Otolaryngology	1208280C0	4	4
Pathology	1208300C0	4	4
Phys Medicine & Rehab	1208340A0	4	4
Plastic Surgery (Integrated)	1208362C0	2	2
Psychiatry	1208400C0	8	8
Interventional Radiology (Integ)	1208416A0	2	2
Radiology-Diagnostic	1208420A0	5	5
Radiation Oncology	1208430A0	2	2
General Surgery	1208440C0	5	5
Medicine-Psychiatry	1208715C0	2	2

U Kansas SOM-Wichita

Wichita	Code	Quota	Matched
Anesthesiology	3054040C0	6	6
Family Med/Via Christi	3054120C0	18	18
Family Med/Smoky Hill	3054120C1	5	5
Family Med/Wesley	3054120C2	9	9
Internal Medicine	3054140C0	12	12
Medicine-Preliminary	3054140P0	5	5
Obstetrics-Gynecology	3054220C0	5	5
Orthopaedic Surgery	3054260C0	4	4
Pediatrics	3054320C0	5	5
Psychiatry	3054400C0	6	6

Radiology-Diagnostic	3054420A0	4	4
General Surgery	3054440C0	7	7
Surgery-Preliminary	3054440P0	1	1
Medicine-Pediatrics	3054700C0	3	3

KENTUCKY

Appalachian Regional Healthcare-KY

Lexington	Code	Quota	Matched
Internal Medicine	2227140C0	10	10

Baptist Health Deaconess-KY

Madisonville	Code	Quota	Matched
Family Medicine	2912120C0	6	3

Lake Cumberland Regional Hosp-KY

Somerset	Code	Quota	Matched
Family Medicine	2737120C0	6	5
Internal Medicine	2737140C0	7	7

Lewis County Primary Care Ctr-KY

Vanceburg	Code	Quota	Matched
Family Medicine	2400120C0	4	4

St Elizabeth Med Ctr-KY

Edgewood	Code	Quota	Matched
Family Medicine	1213120C0	10	10

U Kentucky Med Ctr

Lexington	Code	Quota	Matched
Anesthesiology	1848040C0	16	16
Emergency Medicine	1848110C0	13	13
Family Medicine	1848120C0	6	4
Family Med/East Kentucky	1848120C1	4	3
Family Med/Rural-Morehead	1848120C3	4	2
Internal Medicine	1848140C0	23	23
Int Med/Bowling Green	1848140C1	7	7
Medicine-Primary	1848140M0	4	3
Medicine-Preliminary	1848140P0	4	4
Neurological Surgery	1848160C0	2	2
Neurology	1848180C0	7	7
Child Neurology	1848185C0	2	2
Child Neurology	1848185R0	1	0
Obstetrics-Gynecology	1848220C0	5	5
Ob-Gyn/Bowling Green	1848220C1	3	3
Orthopaedic Surgery	1848260C0	5	5
Otolaryngology	1848280C0	4	4
Pathology	1848300C0	4	4
Pediatrics	1848320C0	12	12
Phys Medicine & Rehab	1848340C0	6	6
Phys Medicine & Rehab	1848340R0	1	1
Plastic Surgery (Integrated)	1848362C0	2	2
Psychiatry	1848400C0	4	4
Psychiatry/Adult Child Integ	1848400C2	2	2
Radiology-Diagnostic	1848420A0	8	8
Radiology-Diagnostic	1848420R0	1	1
Radiation Oncology	1848430A0	2	0
General Surgery	1848440C0	8	8
General Surgery/Bowling Green	1848440C1	2	2
Surgery-Preliminary	1848440P0	17	3
Thoracic Surgery	1848461C0	1	1
Medicine-Pediatrics	1848700C0	6	6
Medicine-Psychiatry	1848715C0	2	2
Peds/Psych/Child Psych	1848730C0	2	2
Transitional/Bowling Green	1848999P0	12	8

NRMP Program Results 2024 Main Residency Match®

U Louisville SOM-KY

Louisville	Code	Quota	Matched
Anesthesiology	1217040C0	11	11
Dermatology	1217080A0	2	2
Emergency Medicine	1217110C0	12	12
Family Medicine	1217120C0	8	8
Family Med/Glasgow	1217120C1	4	1
Family Med/Owensboro	1217120C2	6	5
Internal Medicine	1217140C0	24	24
Medicine-Preliminary	1217140P0	12	12
Neurological Surgery	1217160C0	2	2
Neurology	1217180A0	1	1
Neurology	1217180C0	6	6
Child Neurology	1217185C0	3	3
Child Neurology	1217185R0	1	1
Obstetrics-Gynecology	1217220C0	6	6
Orthopaedic Surgery	1217260C0	5	5
Otolaryngology	1217280C0	3	3
Pathology	1217300C0	3	3
Pediatrics	1217320C0	24	22
Phys Medicine & Rehab	1217340A0	4	4
Plastic Surgery (Integrated)	1217362C0	2	2
Psychiatry	1217400C0	9	9
Radiology-Diagnostic	1217420A0	5	5
Radiology-Diagnostic	1217420R0	1	1
Radiation Oncology	1217430A0	2	2
General Surgery	1217440C0	9	9
Surg-Prelim/Non-Desig	1217440P1	3	0
Medicine-Pediatrics	1217700C0	5	5

LOUISIANA

Baton Rouge Gen Med Ctr-LA

Baton Rouge	Code	Quota	Matched
Family Medicine	1139120C0	8	4
Internal Medicine	1139140C0	12	12

East Jefferson Gen Hosp-LA

Metairie	Code	Quota	Matched
Family Medicine	1404120C0	6	1

LSU SOM-Baton Rouge-LA

Baton Rouge	Code	Quota	Matched
Emergency Medicine	1221110C0	12	12
Internal Medicine	1221140C0	12	12
Medicine-Preliminary	1221140P0	3	3
Obstetrics-Gynecology	1221220C0	4	4
Psychiatry	1221400C0	8	8

LSU SOM-New Orleans-LA

New Orleans	Code	Quota	Matched
Anesthesiology	1224040C0	7	7
Dermatology	1224080A0	6	6
Emergency Medicine	1224110C0	12	10
Family Medicine	1224120C0	6	6
Family Med/Rural-Bogalusa	1224120C1	7	5
Internal Medicine	1224140C0	19	19
Medicine-Preliminary	1224140P0	3	3
Neurological Surgery	1224160C0	2	2
Neurology	1224180C0	4	4
Child Neurology	1224185C0	1	1
Obstetrics-Gynecology	1224220C0	6	6
Orthopaedic Surgery	1224260C0	5	5
Otolaryngology	1224280C0	4	4
Pathology	1224300C0	3	3

Pediatrics	1224320C0	16	16
Phys Medicine & Rehab	1224340C0	6	6
Plastic Surgery (Integrated)	1224362C0	2	2
Psychiatry	1224400C0	12	12
Interventional Radiology (Integ)	1224416A0	2	2
Radiology-Diagnostic	1224420A0	5	5
General Surgery	1224440C0	11	11
Surgery-Preliminary	1224440P3	11	5
Vascular Surgery	1224451C0	2	2
Medicine-Pediatrics	1224700C0	4	4
Medicine-Emergency Med	1224705C0	2	2
Pediatrics-Emergency Med	1224725C0	1	1

LSUHSC University Hosps & Clinics-LA

Lafayette	Code	Quota	Matched
Family Medicine	1225120C0	8	7
Internal Medicine	1225140C0	11	11

LSUHSC-Lake Charles-LA

Lake Charles	Code	Quota	Matched
Family Medicine	1278120C0	7	4

LSUHSC-Shreveport-LA

Shreveport	Code	Quota	Matched
Anesthesiology	1232040C0	8	8
Emergency Medicine	1232110C0	9	7
Family Medicine	1232120C0	6	6
Family Med/N Caddo	1232120C1	3	3
Family Med/Monroe	1232120C3	8	8
Internal Medicine	1232140C0	27	27
Medicine-Preliminary	1232140P0	2	2
Med-Prelim/Ophthalmology	1232140P1	4	4
Neurological Surgery	1232160C0	2	2
Neurology	1232180C0	5	5
Obstetrics-Gynecology	1232220C0	7	7
Orthopaedic Surgery	1232260C0	4	4
Otolaryngology	1232280C0	3	3
Pathology	1232300C0	3	3
Pediatrics	1232320C0	9	9
Psychiatry	1232400C0	7	7
Psychiatry/Child/Adult Psych	1232400C1	2	2
Interventional Radiology (Integ)	1232416C0	1	1
Radiology-Diagnostic	1232420C0	4	4
General Surgery	1232440C0	5	5
Surgery-Preliminary	1232440P1	4	1
Medicine-Pediatrics	1232700C0	5	5
Emergency Med-Family Med	1232795C0	2	2

North Oaks Med Ctr LLC-LA

Hammond	Code	Quota	Matched
Internal Medicine	2409140C0	8	4

Ochsner Clinic Foundation-LA

New Orleans	Code	Quota	Matched
Anesthesiology	1966040C0	13	13
Anesthesiology	1966040R1	3	3
Emergency Medicine	1966110C0	9	9
Family Medicine	1966120C1	6	5
Internal Medicine	1966140C0	17	17
Medicine-Primary	1966140M0	2	1
Medicine-Preliminary	1966140P0	2	1
Neurology	1966180C0	3	3
Obstetrics-Gynecology	1966220C0	6	6
Orthopaedic Surgery	1966260C0	3	3
Pediatrics	1966320C0	10	10

NRMP Program Results 2024 Main Residency Match®

Ochsner Clinic Foundation-LA (Continued)

Interventional Radiology (Integ)	1966416C0	1	1
Interventional Radiology (Integ)	1966416R0	1	1
Radiology-Diagnostic	1966420C0	6	6
General Surgery	1966440C0	7	7

Ochsner Lafayette Gen Med Ctr-LA

Lafayette	Code	Quota	Matched
General Surgery	2390440C0	3	3

Our Lady of the Lake Reg Med Ctr-LA

Baton Rouge	Code	Quota	Matched
Pediatrics	1421320C0	12	9

Rapides Reg Med Ctr-LA

Shreveport	Code	Quota	Matched
Family Medicine	1273120C0	6	5

St Francis Med Ctr-LA

Monroe	Code	Quota	Matched
Internal Medicine	2352140C0	15	15

Tulane Univ SOM-LA

New Orleans	Code	Quota	Matched
Anesthesiology	3073040C0	6	6
Dermatology	3073080A0	4	4
Internal Medicine	3073140C0	30	30
Int Med-Primary Care	3073140C1	1	1
Internal Medicine/Research	3073140C2	1	1
Medicine-Preliminary	3073140P0	8	8
Med-Prelim/Radiology	3073140P4	2	2
Neurological Surgery	3073160C0	1	1
Neurology	3073180C0	5	5
Obstetrics-Gynecology	3073220C0	6	6
Orthopaedic Surgery	3073260C0	4	4
Otolaryngology	3073280C0	3	3
Pathology	3073300C0	3	3
Pediatrics	3073320C0	8	8
Pediatrics/Research	3073320C1	1	1
Psychiatry	3073400C0	7	7
Radiology-Diagnostic	3073420A1	5	5
General Surgery	3073440C0	5	5
Surg-Prelim/Non-Designated	3073440P1	4	0
Medicine-Pediatrics	3073700C0	6	6
Medicine-Psychiatry	3073715C0	2	2
Peds/Psych/Child Psych	3073730C0	2	2

Willis-Knighton Health System-LA

Shreveport	Code	Quota	Matched
Internal Medicine	2313140C0	10	10
Psychiatry	2313400C0	6	6
General Surgery	2313440C0	3	3

MAINE

Central Maine Med Ctr

Lewiston	Code	Quota	Matched
Family Medicine	2327120C0	7	6

Eastern Maine Med Ctr

Bangor	Code	Quota	Matched
Family Medicine	2520120C0	11	10
Psychiatry	2520400C0	4	4

Maine Med Ctr

Portland	Code	Quota	Matched
Anesthesiology	1236040C0	8	8
Emergency Medicine	1236110C0	10	10
Family Medicine	1236120C0	7	7
Internal Medicine	1236140C0	15	15
Internal Medicine/Geriatrics	1236140C1	1	1
Medicine-Primary/Rural	1236140M0	1	1
Neurology	1236180A0	1	1
Neurology	1236180C0	3	3
Obstetrics-Gynecology	1236220C0	5	5
Pediatrics	1236320C0	8	8
Psychiatry	1236400C0	4	4
Psychiatry/Comb General-Child	1236400C1	1	1
Psychiatry/Rural	1236400C2	2	2
Interventional Radiology (Integ)	1236416C0	1	1
Radiology-Diagnostic	1236420C0	4	4
General Surgery	1236440C0	6	6
Vascular Surgery	1236451C0	1	1
Medicine-Pediatrics	1236700C0	4	4

Maine-Dartmouth Family Med

Augusta	Code	Quota	Matched
Family Medicine	2956120C0	10	10

MARYLAND

Anne Arundel Med Ctr-MD

Annapolis	Code	Quota	Matched
Internal Medicine	1942140C0	15	15
Obstetrics-Gynecology	1942220C0	4	4
General Surgery	1942440C0	3	3
General Surgery/Sponsored	1942440C1	1	0

Greater Baltimore Med Ctr-MD

Baltimore	Code	Quota	Matched
Internal Medicine	1241140C0	13	13
Medicine-Preliminary	1241140P0	4	4

Johns Hopkins Hosp-MD

Baltimore	Code	Quota	Matched
Anesthesiology	1242040A0	19	19
Anesthesiology/Critical Care	1242040A1	2	2
Anesthesiology/Research	1242040A2	2	2
Anesthesiology	1242040R0	3	3
Dermatology	1242080A0	6	6
Dermatology/Research	1242080A1	1	1
Emergency Medicine	1242110C0	12	12
Internal Medicine	1242140C0	39	39
Internal Medicine/PSTP	1242140C2	4	4
Medicine-Primary	1242140M0	4	4
Neurological Surgery	1242160C0	4	4
Neurology	1242180A0	10	10
Child Neurology	1242185C0	4	4
Neurodevelopmental Disabilities	1242186A0	1	1
Neurodevelopmental Disabilities	1242186C0	1	1
Obstetrics-Gynecology	1242220C0	9	9
Orthopaedic Surgery	1242260C0	6	6
Orthopaedic Surgery/T32 Research	1242260C1	1	1
Otolaryngology	1242280C0	2	2
Otolaryngology/T32 Research	1242280C1	2	2
Pathology-AP/CP or AP Only	1242300C0	6	6
Pathology/CP Only	1242300C1	1	1
Pathology-AP/NP	1242300C2	1	1
Pediatrics	1242320C0	18	18

NRMP Program Results 2024 Main Residency Match®

Johns Hopkins Hosp-MD (Continued)

Pediatrics/Research	1242320C1	2	0
Peds/Health Equity-Urban Health	1242320C2	2	2
Pediatrics/Global Health	1242320C3	2	2
Phys Medicine & Rehab	1242340A0	8	8
Plastic Surgery (Integrated)	1242362C0	4	4
Psychiatry	1242400C0	10	10
Psychiatry/Peds	1242400C1	1	1
Interventional Radiology (Integ)	1242416A0	4	4
Radiology-Diagnostic	1242420A0	8	8
Radiation Oncology	1242430A0	4	4
General Surgery	1242440C0	6	6
Surgery-Preliminary	1242440P0	7	7
Surg-Prelim/Designated	1242440P1	5	0
Medicine-Pediatrics	1242700C0	4	4
Pediatrics-Anesthesiology	1242726C0	2	2
Pediatrics-Medical Genetics	1242765C0	1	1
Medicine-Medical Genetics	1242766C0	0	0
Radiology-Nuclear Medicine	1242770A0	1	1
Emergency Med-Anesthesiology	1242796C0	2	1

Johns Hopkins/Bayview-MD

Baltimore	Code	Quota	Matched
Internal Medicine	1237140C0	9	9
Medicine-Primary	1237140M0	7	7
Medicine-Preliminary	1237140P0	1	1
Med-Prelim/Neurology	1237140P1	5	5

Kaiser Permanente Mid-Atlantic-MD

Rockville	Code	Quota	Matched
Internal Medicine	2219140C0	6	6

MedStar Franklin Square Med Ctr-MD

Baltimore	Code	Quota	Matched
Family Medicine	1240120C0	7	7
General Surgery	1240440C0	3	3
Surgery-Preliminary	1240440P0	4	3
Family Med-Preventive Med	1240752C0	1	1

MedStar Union Memorial Hosp-MD

Baltimore	Code	Quota	Matched
Internal Medicine	1251140C0	44	44
Medicine-Preliminary	1251140P0	6	6
Med-Prelim/Neurology-JHU	1251140P3	4	4
Med-Prelim/Radiology-GT	1251140P4	0	0
Med-Prelim/Anesthesiology-JHU	1251140P5	6	6
Orthopaedic Surgery	1251260C0	3	3

Meritus Medical Center-MD

Hagerstown	Code	Quota	Matched
Family Medicine	2274120C0	6	6

Natl Insts of Health-MD

Bethesda	Code	Quota	Matched
Neurological Surgery	2006160C0	1	1
Pathology	2006300C0	3	3

Sinai Hospital of Baltimore-MD

Baltimore	Code	Quota	Matched
Internal Medicine	1249140C0	16	16
Medicine-Preliminary	1249140P0	3	3
Med-Prelim/Anesthesiology	1249140P1	3	3
Obstetrics-Gynecology	1249220C0	4	4
Orthopaedic Surgery	1249260C0	2	2
Pediatrics	1249320C0	9	9

Phys Medicine & Rehab	1249340A0	4	4
General Surgery	1249440C0	4	4

St Agnes Hospital-MD

Baltimore	Code	Quota	Matched
Internal Medicine	1247140C0	12	12
Medicine-Primary	1247140M0	2	2
Medicine-Preliminary	1247140P0	4	4
General Surgery	1247440C0	3	3
Surgery-Preliminary	1247440P0	4	2

TidalHealth

Salisbury	Code	Quota	Matched
Anesthesiology	2316040C0	4	4
Internal Medicine	2316140C0	10	10
General Surgery	2316440C0	4	4
Surgery-Preliminary	2316440P0	2	1

U Maryland Capital Region Health

Largo	Code	Quota	Matched
Family Medicine	1905120C0	4	4
Internal Medicine	1905140C0	14	14

U Maryland Med Ctr

Baltimore	Code	Quota	Matched
Anesthesiology	1252040A0	8	8
Anesthesiology	1252040C0	8	8
Dermatology	1252080A0	3	3
Emergency Medicine	1252110C0	11	11
Emergency Med/Military	1252110C2	2	0
Family Medicine	1252120C0	10	5
Internal Medicine	1252140C0	28	28
Internal Med/Research Pathway	1252140C1	2	2
Internal Med/Intl Scholars	1252140C2	3	3
Medicine-Preliminary	1252140P0	8	8
Med-Prelim/Intl Scholars	1252140P2	1	1
Neurological Surgery	1252160C0	2	2
Neurology	1252180C0	7	7
Obstetrics-Gynecology	1252220C0	8	8
Orthopaedic Surgery	1252260C0	6	6
Otolaryngology	1252280C0	3	3
Pathology	1252300C0	4	4
Pediatrics	1252320C0	14	11
Peds-Prelim/Child Neurology/NDT	1252320P0	1	1
Psychiatry/Sheppard Pratt	1252400C0	16	16
Psychiatry/Physician Scientist	1252400C1	0	0
Interventional Radiology (Integ)	1252416A0	2	2
Radiology-Diagnostic	1252420A0	7	7
Radiation Oncology	1252430A0	3	3
General Surgery	1252440C0	6	6
Surgery-Preliminary	1252440P0	5	5
Surg-Prelim/SACM	1252440P3	1	1
Surg-Prelim/Int Radiology	1252440P4	1	1
Thoracic Surgery	1252461C0	1	1
Medicine-Pediatrics	1252700C0	4	4
Medicine-Emergency Med	1252705C0	2	2
Pediatrics-Emergency Med	1252725C0	2	2

U Maryland Med Ctr Midtown Campus

Baltimore	Code	Quota	Matched
Internal Medicine	1244140C0	9	9
Transitional	1244999P0	6	6
Transitional/Ophthalmology	1244999P1	4	4

NRMP Program Results 2024 Main Residency Match®

U Maryland Mercy Med Ctr

	Code	Quota	Matched
Baltimore			
Medicine-Preliminary	1245140P0	12	12
Med-Prelim/Anesthesiology-JHU	1245140P1	6	6

MASSACHUSETTS

B I Deaconess Med Ctr-MA

	Code	Quota	Matched
Boston			
Anesthesiology	1256040A0	6	6
Anesthesiology	1256040C0	14	14
Anesthesiology/Clin Scientist	1256040C1	2	2
Emergency Medicine	1256110C0	13	13
Internal Medicine	1256140C0	50	50
Medicine-Primary	1256140M0	4	4
Medicine-Preliminary	1256140P0	8	8
Neurological Surgery	1256160C0	1	1
Neurology	1256180C0	8	8
Obstetrics-Gynecology	1256220C0	6	6
Otolaryngology	1256280C0	2	2
Pathology	1256300C0	9	9
Pathology/AP-NP	1256300C2	0	0
Plastic Surgery (Integrated)	1256362C0	2	2
Psychiatry	1256400C0	8	8
Psychiatry/Research	1256400C1	1	1
Psychiatry/Community	1256400C2	1	1
Interventional Radiology (Integ)	1256416A0	3	3
Radiology-Diagnostic	1256420A0	9	9
Radiology-Diagnostic	1256420R0	1	1
General Surgery	1256440C0	9	9
Surgery-Preliminary	1256440P0	5	5
Vascular Surgery	1256451C0	1	1
Transitional/Brockton-BIDMC	1256999P0	9	9

Baystate Franklin Med Ctr-MA

	Code	Quota	Matched
Greenfield			
Family Medicine	2303120C0	4	4

Berkshire Med Ctr-MA

	Code	Quota	Matched
Pittsfield			
Internal Medicine	1281140C0	13	13
Medicine-Preliminary	1281140P0	5	5
Psychiatry	1281400C0	5	5
General Surgery	1281440C1	2	2
Surgery-Preliminary	1281440P1	2	2

Boston Univ Med Ctr-MA

	Code	Quota	Matched
Boston			
Anesthesiology	1257040A0	4	4
Anesthesiology	1257040C0	8	8
Dermatology	1257080A0	5	5
Emergency Medicine	1257110C0	14	14
Family Medicine	1257120C0	12	12
Internal Medicine	1257140C0	42	42
Int Med/ABIM Research Pathway	1257140C1	1	1
Medicine-Primary	1257140M0	3	3
Med-Prelim/Ophthalmology	1257140P2	4	4
Neurology	1257180C0	7	7
Child Neurology	1257185C0	1	1
Child Neurology	1257185R0	1	0
Obstetrics-Gynecology	1257220C0	5	5
Orthopaedic Surgery	1257260C0	4	4
Ortho Surgery/Research	1257260C1	1	1
Otolaryngology	1257280C0	4	4
Pathology	1257300C0	3	3

Psychiatry	1257400C0	8	8
Interventional Radiology (Integ)	1257416A0	1	1
Radiology-Diagnostic	1257420A0	9	9
General Surgery	1257440C0	5	5
Surgery-Preliminary	1257440P0	5	2
Surg-Prelim/Int Radiology	1257440P2	0	0
Psychiatry-Family Med	1257720C0	2	2

Cambridge Health Alliance-MA

	Code	Quota	Matched
Cambridge			
Family Medicine/Tufts	1268120C0	8	8
Medicine-Primary	1268140M0	8	8
Psychiatry	1268400C0	8	8
Transitional	1268999P0	7	7

Childrens Hospital-Boston-MA

	Code	Quota	Matched
Boston			
Child Neurology	1259185A0	1	1
Child Neurology	1259185C0	6	6
Child Neurology	1259185R0	1	1
Neurodevelopmental Disabilities	1259186A0	1	1
Peds/Childrens Hosp	1259320C0	34	34
Pediatrics/LEAD-BMC	1259320C1	11	11
Pediatrics-Anesthesiology	1259726C0	2	2
Peds/Psych/Child Psych	1259730C0	2	2
Pediatrics-Medical Genetics	1259765C0	2	2

Grtr Lawrence Fam Hlth Ctr-MA

	Code	Quota	Matched
Lawrence			
Family Medicine	1283120C0	12	12

Harvard South Shore-MA

	Code	Quota	Matched
Boston			
Psychiatry	3120400C0	8	8

Lahey Clinic-MA

	Code	Quota	Matched
Burlington			
Anesthesiology	3130040C0	8	8
Internal Medicine	3130140C0	12	12
Med-Prelim/Neurology-Tufts	3130140P1	6	6
Plastic Surgery (Integrated)	3130362C0	2	2
Radiology-Diagnostic	3130420A0	6	6
General Surgery	3130440C0	5	5

Lemuel Shattuck Hosp-MA

	Code	Quota	Matched
Jamaica Plain			
Transitional	3112999P0	8	8

MGB-Brigham & Womens Hosp-MA

	Code	Quota	Matched
Boston			
Anesthesiology	1265040A0	5	5
Anesthesiology	1265040C0	20	20
Anesthesiology/Research	1265040C1	2	2
Anesthesiology	1265040R0	3	3
Internal Medicine	1265140C0	42	42
Medicine-Primary/DGM	1265140M0	8	8
Medicine-Primary/HVMA	1265140M1	4	4
Medicine-Preliminary	1265140P0	7	7
Med-Prelim/Neurology	1265140P1	10	10
Neurological Surgery	1265160C0	3	3
Psychiatry	1265400C0	11	11
Psychiatry/Research	1265400C1	3	3
Psychiatry/Child	1265400C2	2	2
Interventional Radiology (Integ)	1265416C0	2	2
Radiology-Diagnostic	1265420A0	9	9

NRMP Program Results 2024 Main Residency Match®

MGB-Brigham & Womens Hosp-MA (Continued)

General Surgery	1265440C0	9	9
Surgery-Preliminary	1265440P0	5	2
Thoracic Surgery/Non-cardiac	1265461C0	1	1
Thoracic Surgery/Cardiac	1265461C1	1	1
Med-Peds/Harvard BWH/CHB	1265700C0	4	4

MGB-Massachusetts Gen Hosp

Boston	Code	Quota	Matched
Anesthesiology/PG 1-4	1261040C0	24	24
Anesthesiology/Research	1261040C1	3	3
Anesthesiology/IS	1261040R0	3	3
Internal Medicine	1261140C0	42	42
Internal Medicine/PSTP	1261140C2	12	12
Medicine-Primary	1261140M0	7	7
Medicine-Preliminary	1261140P0	7	7
Med-Prelim/Neurology	1261140P1	8	8
Neurological Surgery	1261160C0	4	4
Child Neurology	1261185C0	2	2
Pediatrics	1261320C0	14	14
Pediatrics-Preliminary	1261320P0	2	2
Peds/Adult/Child Psychiatry	1261400C0	2	2
Psychiatry	1261400C1	14	14
Psychiatry/Community	1261400C4	2	2
Interventional Radiology (Integ)	1261416C0	3	3
Radiology-Diagnostic	1261420A0	8	8
General Surgery	1261440C0	10	10
Surgery-Preliminary	1261440P0	4	3
Vascular Surgery	1261451C0	2	2
Med-Peds/Harvard MGH	1261700C2	4	4

Mass General Brigham-MA

Boston	Code	Quota	Matched
Dermatology	2395080A0	8	8
Emergency Medicine	2395110C0	15	15
Internal Medicine/Salem	2395140C0	8	8
Medicine-Preliminary/Salem	2395140P0	3	3
Med-Prelim/Neurology-Salem	2395140P1	0	0
Neurology	2395180A0	19	19
Obstetrics-Gynecology/BWH-MGH	2395220C0	11	11
Orthopaedic Surgery	2395260C0	12	12
Otolaryngology/MEEI	2395280C0	4	4
Otolaryngology/MEEI-Research	2395280C1	1	1
Pathology-AP only or AP/CP	2395300C0	17	17
Pathology-CP only	2395300C1	4	4
Pathology-AP/NP	2395300C2	1	0
Phys Medicine & Rehab/SRH	2395340A0	8	8
Plastic Surgery (Integrated)	2395362C0	3	3
Radiation Oncology	2395430A0	7	7
Medicine/Dermatology	2395785C0	2	2
Transitional/NWH	2395999P0	10	10

MetroWest Med Ctr-Framingham-MA

Framingham	Code	Quota	Matched
Internal Medicine	1812140C0	8	8
Transitional	1812999P0	12	11

Mt Auburn Hospital-MA

Cambridge	Code	Quota	Matched
Internal Medicine	1269140C0	14	14
Medicine-Primary	1269140M0	0	0
Medicine-Preliminary	1269140P0	8	8
Radiology-Diagnostic	1269420A0	3	3

St Elizabeths Med Ctr-MA

Boston	Code	Quota	Matched
Anesthesiology	1266040A0	2	2
Anesthesiology	1266040C0	6	6
Anesthesiology	1266040R0	1	1
Internal Medicine	1266140C0	16	16
Medicine-Preliminary	1266140P0	8	3
Psychiatry	1266400C0	6	6
General Surgery	1266440C0	3	3
Surgery-Preliminary	1266440P0	5	1

St Vincent Hosp-Worcester-MA

Worcester	Code	Quota	Matched
Internal Medicine	1290140C0	25	25
Medicine-Preliminary	1290140P0	2	2
Radiology-Diagnostic	1290420A0	4	4

Steward Carney Hospital-MA

Boston	Code	Quota	Matched
Internal Medicine	1258140C0	8	8
Medicine-Preliminary	1258140P0	2	1
Transitional	1258999P0	7	5

Tufts Medical Center-MA

Boston	Code	Quota	Matched
Anesthesiology	1263040C0	10	10
Dermatology	1263080A0	5	5
Internal Medicine	1263140C0	28	28
Neurological Surgery	1263160C0	1	1
Neurology	1263180A0	7	7
Obstetrics-Gynecology	1263220C0	6	6
Orthopaedic Surgery	1263260C0	4	4
Otolaryngology	1263280C0	2	2
Pathology	1263300C0	3	3
Phys Medicine & Rehab	1263340A0	3	3
Psychiatry	1263400C0	8	8
Radiology-Diagnostic	1263420A0	6	6
Radiology-Diagnostic	1263420R4	1	1
Radiation Oncology	1263430A0	2	0
General Surgery	1263440C0	4	4
Surgery-Preliminary	1263440P0	3	3

UMass Chan - Baystate-MA

Springfield	Code	Quota	Matched
Anesthesiology-4 yr	1286040C0	9	9
Anesthesiology	1286040R0	1	1
Emergency Medicine	1286110C0	16	16
Internal Medicine	1286140C0	16	16
Medicine-Primary	1286140M0	2	2
Obstetrics-Gynecology	1286220C0	6	6
Pathology	1286300C0	3	3
Pediatrics	1286320C0	9	8
Peds-Prelim/Boston Childrens NDD	1286320P1	1	1
Psychiatry	1286400C0	4	4
Radiology-Diagnostic	1286420A0	4	4
General Surgery	1286440C0	7	7
Medicine-Pediatrics	1286700C0	8	8

UMass Chan Medical School-MA

Worcester	Code	Quota	Matched
Anesthesiology	3050040C0	8	8
Dermatology	3050080A0	4	4
Emergency Medicine	3050110C0	14	14
Fam Med/Hahnemann FHC	3050120C0	4	4

NRMP Program Results 2024 Main Residency Match®

UMass Chan Medical School-MA (Continued)

Fam Med/Queen St FHC	3050120C1	4	4
Family Med/Barre FHC	3050120C2	4	4
Family Med/Fitchburg	3050120C3	5	5
Internal Medicine	3050140C0	33	33
Medicine-Primary	3050140M0	4	4
Medicine-Preliminary	3050140P0	8	8
Med-Prelim/Neurology	3050140P1	8	8
Neurological Surgery	3050160C0	1	1
Neurology	3050180A0	8	8
Neurology	3050180R0	1	1
Obstetrics-Gynecology	3050220C0	6	6
Orthopaedic Surgery	3050260C0	4	4
Ortho Surgery/Research	3050260C1	1	1
Otolaryngology	3050280C0	1	1
Pathology	3050300C0	5	5
Pediatrics	3050320C0	8	8
Plastic Surgery (Integrated)	3050362C0	2	2
Psychiatry	3050400C0	4	4
Psychiatry/Child Psych	3050400C1	2	2
Interventional Radiology (Integ)	3050416A0	1	1
Radiology-Diagnostic	3050420A0	6	6
General Surgery	3050440C0	8	8
Surgery-Preliminary	3050440P0	4	4
Vascular Surgery	3050451C0	2	2
Medicine-Pediatrics	3050700C0	4	4
Psychiatry-Neurology	3050755C1	1	1

MICHIGAN

Ascension Genesys Hospital-MI

Grand Blanc	Code	Quota	Matched
Emergency Medicine	1308110C0	7	0
Family Medicine	1308120C0	10	8
Internal Medicine	1308140C0	13	13
Obstetrics-Gynecology	1308220C0	3	3
Orthopaedic Surgery	1308260C0	3	3
General Surgery	1308440C0	3	3

Ascension Macomb-Oakland Hosp-MI

Warren	Code	Quota	Matched
Emergency Medicine	1930110C0	10	4
Family Medicine/Osteopathic	1930120C0	6	6
Internal Medicine	1930140C0	13	13
Neurology	1930180C0	2	2
Obstetrics-Gynecology	1930220C0	3	3
Orthopaedic Surgery	1930260C0	2	2
Otolaryngology	1930280C0	2	2
General Surgery	1930440C0	4	4

Ascension Providence/MSUCHM-MI

Southfield	Code	Quota	Matched
Emergency Medicine	1303110C0	10	10
Family Medicine	1303120C0	9	9
Internal Medicine	1303140C0	13	13
Neurological Surgery	1303160C0	2	2
Obstetrics-Gynecology	1303220C0	5	5
Orthopaedic Surgery	1303260C0	3	3
Radiology-Diagnostic	1303420A0	3	3
General Surgery	1303440C0	3	3
Surgery-Preliminary	1303440P0	6	4
Vascular Surgery	1303451C0	1	1

Ascension St John Hosp-MI

Detroit	Code	Quota	Matched
Emergency Medicine	1915110C0	12	11
Family Medicine	1915120C0	7	7
Internal Medicine	1915140C0	21	21
Obstetrics-Gynecology	1915220C0	4	4
Pathology	1915300C0	2	2
Pediatrics	1915320C0	10	3
General Surgery	1915440C0	5	5
Surgery-Preliminary	1915440P0	2	0

Authority Health GME-MI

Detroit	Code	Quota	Matched
Family Medicine	1920120C0	6	6
Internal Medicine	1920140C0	5	5
Pediatrics	1920320C0	7	7
Psychiatry	1920400C0	6	6

Central Michigan University COM

Saginaw	Code	Quota	Matched
Emergency Medicine	1320110C0	8	6
Emergency Medicine/MIDOCs	1320110C2	1	1
Family Medicine	1320120C0	6	4
Family Medicine/MIDOCs	1320120C1	3	0
Internal Medicine	1320140C0	12	12
Obstetrics-Gynecology	1320220C0	4	4
Pediatrics	1320320C0	5	2
Psychiatry	1320400C0	6	6
Psychiatry/MIDOCs	1320400C1	2	2
General Surgery	1320440C0	4	4

Childrens Hosp of Michigan

Detroit	Code	Quota	Matched
Pediatrics	1843320C0	27	27
Peds-Prelim/Child Neurology	1843320P0	2	2

Corewell Health East Beaumont-MI

Southfield	Code	Quota	Matched
Anesthesiology/Royal Oak	1978040C0	6	6
Dermatology/Trenton	1978080C0	2	2
Derm/Farm Hills/Osteopathic	1978080C2	2	2
Emergency Medicine/Royal Oak	1978110C0	14	14
Emergency Med/Farm Hills	1978110C1	8	8
Emer Med/Trenton & Dearborn	1978110C2	8	5
Family Medicine/Troy	1978120C0	8	8
Family Med/Grosse Pointe	1978120C1	8	8
Fam Med/Farm Hills/Osteopathic	1978120C2	5	5
Family Medicine/Wayne	1978120C3	10	10
Internal Medicine/Royal Oak	1978140C0	24	24
Internal Medicine/Dearborn	1978140C1	10	10
Internal Medicine/Trenton	1978140C2	5	5
Internal Med/Farmington Hills	1978140C3	10	6
Med-Prelim/Dearborn	1978140P1	3	3
Neuro Surg/Royal Oak & Dearborn	1978160C0	1	1
Neurology/Farm Hills & Royal Oak	1978180C0	4	4
Obstetrics-Gynecology/Royal Oak	1978220C0	6	6
Obstetrics-Gynecology/Dearborn	1978220C1	4	4
Obstetrics-Gynecology/Trenton	1978220C2	2	2
Obstetrics-Gynecology/Farm Hills	1978220C3	2	2
Ortho Surgery/Royal Oak & Taylor	1978260C0	6	6
Ortho Surg/Farm Hills & Dearborn	1978260C1	4	4
Otolaryngology/Farmington Hills	1978280C0	2	2
Pathology/Royal Oak	1978300C0	3	3
Pediatrics/Royal Oak	1978320C0	8	8

NRMP Program Results 2024 Main Residency Match®

Corewell Health East Beaumont-MI (Continued)

Phys Med & Rehab/Royal Oak	1978340C0	4	4
Phys Medicine & Rehab/Taylor	1978340C1	5	5
Psychiatry/Southfield	1978400C0	6	6
Intervent Rad (Integ)/Royal Oak	1978416C0	2	2
Radiology-Diagnostic/Royal Oak	1978420C0	8	8
Radiology-Diagnostic/Dearborn	1978420C1	5	5
Radiology-Diagnostic/Farm Hills	1978420C2	3	3
Radiation Oncology/Royal Oak	1978430C0	3	3
Radiation Oncology/Royal Oak	1978430R0	2	2
General Surgery/Royal Oak	1978440C0	6	6
Gen Surg/Trenton & Dearborn	1978440C1	4	4
General Surgery/Farm Hills	1978440C2	3	3
Surg-Prelim/Royal Oak	1978440P0	2	0
Medicine-Pediatrics/Royal Oak	1978700C0	4	4
Trans/Ophthalmology/Royal Oak	1978999P1	3	3
Trans/Ophthal/Dearborn & Taylor	1978999P4	2	2

Corewell Health Lakeland-MI

Saint Joseph	Code	Quota	Matched
Emergency Medicine	1951110C0	9	9
Family Medicine	1951120C0	6	3
Internal Medicine	1951140C0	9	6

Corewell Health-Grand Rapids/MSU-MI

Grand Rapids	Code	Quota	Matched
Emergency Medicine	2077110C0	10	10
Family Medicine	2077120C1	6	3
Internal Medicine	2077140C0	15	15
Neurological Surgery	2077160C0	1	1
Neurology	2077180C1	4	4
Child Neurology	2077185C0	2	2
Obstetrics-Gynecology	2077220C0	8	8
Orthopaedic Surgery	2077260C0	5	5
Pediatrics	2077320C0	20	20
Plastic Surgery (Integrated)	2077362C0	3	3
Interventional Radiology (Integ)	2077416C0	3	3
Radiology-Diagnostic	2077420C0	3	3
General Surgery	2077440C0	7	7
Surgery-Preliminary	2077440P0	2	0
Vascular Surgery	2077451C0	1	1
Medicine-Pediatrics	2077700C0	4	4
Transitional	2077999P0	6	6

Detroit Med Ctr/WSU-MI

Detroit	Code	Quota	Matched
Anesthesiology	1295040C0	12	12
Emergency Medicine	1295110C0	14	14
Emergency Med/Sinai-Grace	1295110C1	12	12
Family Medicine	1295120C0	5	5
Int Med/Det/Harper/VA	1295140C0	39	39
Internal Med/Sinai-Grace	1295140C1	24	24
Internal Medicine/HVSH	1295140C2	8	8
Neurology	1295180C0	10	10
Child Neurology	1295185A0	2	2
Child Neurology	1295185R0	1	0
Obstetrics-Gynecology	1295220C0	10	10
Orthopaedic Surgery	1295260C0	4	4
Otolaryngology/Huron Valley	1295280C1	2	2
Pathology	1295300C0	4	4
Phys Medicine & Rehab	1295340A0	4	4
Psychiatry	1295400C0	8	8
Psychiatry/Child Psych	1295400C2	2	2
Radiology-Diagnostic	1295420A0	6	6
Radiation Oncology	1295430A0	1	0

General Surgery	1295440C0	7	7
General Surgery/Sinai-Grace	1295440C1	3	3
Surgery-Preliminary	1295440P0	10	1
Medicine-Pediatrics	1295700C0	6	6
Transitional	1295999P0	18	18

Garden City Hospital-MI

Garden City	Code	Quota	Matched
Emergency Medicine	2106110C0	6	6
Internal Medicine	2106140C0	11	11
Neurology	2106180C0	2	2
Orthopaedic Surgery	2106260C0	2	2
General Surgery	2106440C0	3	3

Henry Ford Hospital-MI

Detroit	Code	Quota	Matched
Anesthesiology	1300040C0	14	14
Dermatology	1300080A0	7	7
Dermatology	1300080R0	1	1
Emergency Medicine	1300110C0	15	15
Family Medicine	1300120C0	8	8
Internal Medicine	1300140C0	37	37
Neurological Surgery	1300160C0	2	2
Neurology	1300180C0	8	8
Obstetrics-Gynecology	1300220C0	5	5
Orthopaedic Surgery	1300260C0	6	6
Otolaryngology	1300280C0	3	3
Pathology	1300300C0	4	4
Psychiatry	1300400C0	6	6
Interventional Radiology (Integ)	1300416C0	1	1
Radiology-Diagnostic	1300420C0	8	8
Radiation Oncology	1300430A0	1	1
General Surgery	1300440C0	6	6
Surgery-Preliminary	1300440P0	2	1
Medicine-Emergency Med	1300705C0	2	2
Transitional	1300999P0	17	17

Henry Ford Jackson Hospital-MI

Jackson	Code	Quota	Matched
Emergency Medicine	1741110C0	10	6
Family Medicine	1741120C0	6	6
Internal Medicine	1741140C0	8	8
Psychiatry	1741400C0	4	4
General Surgery	1741440C0	4	4
Transitional	1741999P0	6	6

Henry Ford Macomb Hospital-MI

Clinton Township	Code	Quota	Matched
Emergency Medicine	1924110C0	8	8
Family Medicine	1924120C0	4	4
Internal Medicine	1924140C0	13	13
Obstetrics-Gynecology	1924220C0	3	3
Orthopaedic Surgery	1924260C0	2	2
Otolaryngology	1924280C0	1	1
General Surgery	1924440C0	4	4

Henry Ford Wyandotte Hospital-MI

Wyandotte	Code	Quota	Matched
Emergency Medicine	2043110C0	8	7
Obstetrics-Gynecology	2043220C0	3	3
General Surgery	2043440C0	3	3

Hurley Medical Ctr-MI

Flint	Code	Quota	Matched
Internal Medicine	1307140C0	15	15

NRMP Program Results 2024 Main Residency Match®

Hurley Medical Ctr-MI (Continued)

Obstetrics-Gynecology	1307220C0	4	4
Pediatrics	1307320C0	7	7
Medicine-Pediatrics	1307700C0	3	3

MSUCOM Statewide Campus Sys-MI

East Lansing	Code	Quota	Matched
Osteo Neuromusculo Med	2123275C0	4	3

Mary Free Bed Hospital-MI

Grand Rapids	Code	Quota	Matched
Phys Medicine & Rehab	1944340A0	4	4

McLaren Health Care Corp-MI

Grand Blanc	Code	Quota	Matched
Anesthesiology/Lansing	1866040C0	4	4
Anesthesiology/Oakland	1866040C1	3	3
Anesthesiology/Flint	1866040C2	6	6
Emergency Medicine/Macomb	1866110C0	6	6
Emergency Medicine/Oakland	1866110C1	6	1
Family Medicine/Flint	1866120C0	6	6
Family Medicine/Macomb	1866120C1	4	3
Family Medicine/Oakland	1866120C2	4	4
Family Medicine/Lansing	1866120C3	4	1
Family Medicine/Bay	1866120C4	4	2
Family Medicine/Petoskey	1866120C6	2	0
Internal Medicine/Flint	1866140C0	12	12
Internal Medicine/Lansing	1866140C1	10	1
Internal Medicine/Macomb	1866140C2	10	10
Internal Medicine/Oakland	1866140C3	7	6
Obstetrics-Gynecology/Lansing	1866220C0	3	3
Obstetrics-Gynecology/Macomb	1866220C1	2	2
Orthopaedic Surgery/Flint	1866260C0	4	4
Orthopaedic Surgery/Oakland	1866260C1	3	3
Orthopaedic Surgery/Macomb	1866260C2	3	3
Orthopaedic Surgery/Lansing	1866260C3	4	4
Otolaryngology/Oakland	1866280C0	2	2
Radiology-Diagnostic/Oakland	1866420C0	3	3
General Surgery/Lansing	1866440C0	3	0
General Surgery/Macomb	1866440C1	5	5
Transitional/Oakland	1866999P0	4	4

Michigan St Univ CHM-East Lansing

Lansing	Code	Quota	Matched
Family Medicine	2436120C0	4	1
Psychiatry	2436400C0	5	5
Psychiatry/Rural	2436400C1	2	2

Munson Med Ctr-MI

Traverse City	Code	Quota	Matched
Family Medicine	1349120C0	6	6

MyMichigan Med Ctr Midland-MI

Midland	Code	Quota	Matched
Family Medicine/Midland	1961120C0	6	6
Family Med/Rural-Alpena	1961120C1	2	2

Oakland Integrated Healthcare Network-MI

Pontiac	Code	Quota	Matched
Family Medicine	2404120C0	6	2

Pine Rest Christian Mental Hlth Svcs-MI

Grand Rapids	Code	Quota	Matched
Psychiatry	1634400C0	10	10
Psychiatry/Rural	1634400C1	2	2

Promedica Monroe Reg Hosp-MI

Monroe	Code	Quota	Matched
Family Medicine	1530120C0	8	8

Sparrow Hospital-MI

Lansing	Code	Quota	Matched
Emergency Medicine	1315110C0	10	10
Family Medicine	1315120C0	10	10
Internal Medicine	1315140C0	12	12
Neurology	1315180C0	5	5
Obstetrics-Gynecology	1315220C0	4	4
Pediatrics	1315320C0	8	8
Phys Medicine & Rehab	1315340C0	4	4
General Surgery	1315440C0	5	5

Trinity Health Ann Arbor Hosp-MI

Ann Arbor	Code	Quota	Matched
Internal Medicine	1292140C0	17	17
Obstetrics-Gynecology	1292220C0	5	5
General Surgery	1292440C0	5	5
Transitional	1292999P0	7	7
Transitional/PM&R	1292999P1	3	3
Transitional/Dermatology	1292999P2	2	2

Trinity Health Grand Rapids-MI

Grand Rapids	Code	Quota	Matched
Family Medicine	1995120C0	10	10
Internal Medicine	1995140C0	7	7
Neurology	1995180C0	4	4
Transitional	1995999P0	6	6

Trinity Health Livingston Hosp-MI

Howell	Code	Quota	Matched
Dermatology	1400080A0	5	5
Family Medicine	1400120C0	7	7

Trinity Health Livonia Hosp-MI

Livonia	Code	Quota	Matched
Emergency Medicine	1418110C0	8	5
Family Medicine	1418120C0	7	6
Internal Medicine	1418140C0	15	15
Psychiatry	1418400C0	7	7
Transitional	1418999P0	12	12

Trinity Health Muskegon-MI

Muskegon	Code	Quota	Matched
Emergency Medicine	2102110C0	7	7
Family Medicine	2102120C0	6	3
Internal Medicine	2102140C0	6	6
Obstetrics-Gynecology	2102220C0	3	3
Osteo Neuromusculo Med	2102275C0	2	0

Trinity Health Oakland-MI

Pontiac	Code	Quota	Matched
Internal Medicine	1319140C0	18	18
Obstetrics-Gynecology	1319220C0	4	1
Radiology-Diagnostic	1319420C0	3	3
General Surgery	1319440C0	2	2
Surgery-Preliminary	1319440P0	2	0
Surg-Prelim/Anesthesiology-WSU	1319440P1	2	0
Transitional	1319999P0	2	2

NRMP Program Results 2024 Main Residency Match®

U Michigan Health-West

Wyoming	Code	Quota	Matched
Emergency Medicine	2170110C0	6	6
Family Medicine/Osteopathic	2170120C0	5	5
Internal Medicine	2170140C0	6	4
Obstetrics-Gynecology	2170220C0	3	3
Orthopaedic Surgery	2170260C0	2	2
General Surgery/Osteopathic	2170440C0	2	2

U Michigan Hosps-Ann Arbor

Ann Arbor	Code	Quota	Matched
Anesthesiology	1293040C0	27	27
Dermatology	1293080A0	7	7
Emergency Medicine	1293110C0	16	16
Family Med/Ann Arbor	1293120C1	12	12
Family Med/Spanish Ann Arbor	1293120C3	1	1
Internal Medicine	1293140C0	45	45
Internal Medicine/PSTP	1293140C1	0	0
Internal Medicine/PSTP-GI	1293140C2	0	0
Internal Medicine/PSTP-Hem Onc	1293140C3	1	1
Internal Medicine/PSTP-Cards	1293140C4	0	0
Med-Prelim/Ophthalmology	1293140P2	7	7
Neurological Surgery	1293160C0	2	2
Neurology	1293180C0	9	9
Child Neurology	1293185C0	4	4
Obstetrics-Gynecology	1293220C0	6	6
Orthopaedic Surgery	1293260C0	8	8
Otolaryngology	1293280C0	4	4
Otolaryngology/Research	1293280C1	1	1
Pathology	1293300C0	5	5
Pathology/PSTP	1293300C1	0	0
Pathology-AP/NP	1293300C2	1	1
Pediatrics	1293320C0	19	19
Pediatrics/PPSTP	1293320C2	2	2
Phys Medicine & Rehab	1293340A0	6	6
Plastic Surgery (Integrated)	1293362C0	4	4
Psychiatry	1293400C0	12	12
Interventional Radiology (Integ)	1293416C0	3	3
Radiology-Diagnostic	1293420A0	8	8
Radiation Oncology	1293430A0	3	3
General Surgery	1293440C0	7	7
Surgery-Preliminary	1293440P0	4	2
Vascular Surgery	1293451C0	1	1
Thoracic Surgery	1293461C0	2	2
Medicine-Pediatrics	1293700C0	8	8
Pediatrics-Medical Genetics	1293765C0	2	2

UP Health System-Marquette-MI

Marquette	Code	Quota	Matched
Family Medicine	2014120C0	6	3

Wayne State University SOM-MI

Detroit	Code	Quota	Matched
Anesthesiology	1361040A0	6	6
Anesthesiology	1361040R0	1	1
Dermatology	1361080A0	4	4
Family Medicine	1361120C0	6	6
Family Medicine/Urban	1361120C1	4	4
Internal Medicine	1361140C0	13	13
Otolaryngology	1361280C0	4	4
Transitional	1361999P0	1	0
Transitional/Preventive Med	1361999P1	2	2
Trans/Radiology-Rochester	1361999P2	3	1

Western Michigan Univ Stryker SOM

Kalamazoo	Code	Quota	Matched
Emergency Medicine	1314110C0	15	15
Family Medicine/Kalamazoo	1314120C0	8	5
Family Medicine/Battle Creek	1314120C1	6	6
Family Med/Kalamazoo MIDocs	1314120C2	1	0
Internal Medicine	1314140C0	11	11
Internal Medicine/MIDocs	1314140C1	1	0
Obstetrics-Gynecology	1314220C0	4	4
Orthopaedic Surgery	1314260C0	3	3
Pediatrics	1314320C0	8	8
Pediatrics-Primary/MIDocs	1314320M0	1	0
Psychiatry	1314400C0	5	5
Psychiatry/MIDocs	1314400C1	2	2
General Surgery	1314440C0	4	4
Gen Surg/MIDocs Rural Surg	1314440C1	1	1
Medicine-Pediatrics	1314700C0	4	4

MINNESOTA

Abbott Northwestern Hosp-MN

Minneapolis	Code	Quota	Matched
Internal Medicine	1330140C0	11	11

Allina Health-MN

St Paul	Code	Quota	Matched
Family Medicine	1342120C0	7	7

HealthPartners Institute-MN

St Paul	Code	Quota	Matched
Dermatology	1335080A0	3	2
Dermatology	1335080R0	1	1
Emergency Medicine	1335110C0	11	11
Family Med/Western WI Rural	1335120C2	2	2

Hennepin Co Med Ctr-MN

Minneapolis	Code	Quota	Matched
Emergency Medicine	1329110C0	12	12
Family Medicine	1329120C0	11	11
Internal Medicine	1329140C0	20	20
Med-Primary/MNDOH Grant	1329140M0	2	2
Psychiatry	1329400C0	8	8
General Surgery	1329440C0	5	5
Surgery-Preliminary	1329440P0	2	2
Medicine-Emergency Med	1329705C0	2	2
Transitional	1329999P0	1	1

Mayo Clinic School of Grad Med Educ-MN

Rochester	Code	Quota	Matched
Anesthesiology	1328040C0	17	17
Dermatology	1328080A0	5	5
Dermatology/Research	1328080A1	1	1
Dermatology	1328080C0	2	2
Emergency Medicine	1328110C0	9	9
Family Medicine	1328120C0	9	9
Family Medicine/Eau Claire	1328120C1	5	5
Family Medicine/LaCrosse	1328120C2	6	6
Family Medicine/Mankato	1328120C3	5	5
Internal Medicine	1328140C0	49	49
Int Med/CI Research	1328140C1	3	3
Medicine-Preliminary	1328140P0	2	1
Neurological Surgery	1328160C0	4	4
Neurology	1328180C0	11	11
Child Neurology	1328185C0	2	2
Child Neurology	1328185R0	1	0

NRMP Program Results 2024 Main Residency Match®

Mayo Clinic School of Grad Med Educ-MN

(Continued)

Obstetrics-Gynecology	1328220C0	5	5
Orthopaedic Surgery	1328260C0	12	12
Otolaryngology	1328280C0	5	5
Path-Anatomic and Clinical	1328300C0	5	5
Path-Anatomic/Neuropathology	1328300C2	1	1
Path-Physician Scientist	1328300C4	1	0
Pediatrics	1328320C0	13	13
Phys Medicine & Rehab	1328340A0	6	6
Phys Medicine & Rehab	1328340C0	2	2
Plastic Surgery (Integrated)	1328362C0	4	4
Psychiatry	1328400C0	11	11
Interventional Radiology (Integ)	1328416A0	1	1
Radiology-Diagnostic	1328420A0	13	13
Radiation Oncology	1328430A0	3	3
General Surgery	1328440C0	10	10
Gen Surg/Integrated Comm & Rural	1328440C2	1	1
Surgery-Preliminary	1328440P0	11	11
Vascular Surgery	1328451C0	2	2

U Minnesota Med School

Minneapolis	Code	Quota	Matched
Anesthesiology	1334040C0	10	10
Dermatology	1334080A0	5	5
Family Med/Methodist	1334120C0	6	6
Family Med/N Memorial	1334120C1	8	8
Family Med/Smileys	1334120C2	6	6
Family Med/St Johns	1334120C3	6	6
Family Med/Woodwinds	1334120C4	8	8
Family Med/St Cloud	1334120C6	6	6
Family Med/Duluth	1334120C7	8	8
Internal Medicine	1334140C0	28	28
Internal Medicine/PSTP	1334140C1	3	3
Medicine-Primary	1334140M0	0	0
Neurological Surgery	1334160C0	2	2
Neurology	1334180C0	6	6
Obstetrics-Gynecology	1334220C0	9	9
Orthopaedic Surgery	1334260C0	8	8
Otolaryngology	1334280C0	4	4
Pathology	1334300C0	3	3
Pathology/AP-NP	1334300C3	1	1
Pediatrics	1334320C0	24	24
Pediatrics/PSTP	1334320C2	2	2
Phys Medicine & Rehab	1334340A0	1	1
Phys Medicine & Rehab	1334340C0	4	4
Plastic Surgery (Integrated)	1334362C0	2	2
Psychiatry	1334400C0	8	8
Interventional Radiology (Integ)	1334416C0	2	2
Radiology-Diagnostic	1334420A0	1	1
Radiology-Diagnostic	1334420C0	8	8
Radiology-Diagnostic	1334420R0	1	1
Radiation Oncology	1334430A0	1	1
General Surgery	1334440C0	8	8
General Surgery/Rural	1334440C1	1	1
Surgery-Preliminary	1334440P0	4	4
Surg-Prelim/Gen Surg & Neurosurg	1334440P1	1	1
Vascular Surgery	1334451C0	1	1
Medicine-Pediatrics	1334700C0	10	10
Medicine-Dermatology	1334785C0	2	2

MISSISSIPPI

Baptist Mem Hosp DeSoto-MS

Southaven	Code	Quota	Matched
Family Medicine	2299120C0	6	6

Transitional	2299999P0	10	10
Transitional/Radiology	2299999P1	2	2

Baptist Mem Hosp Golden Triangle-MS

Columbus	Code	Quota	Matched
Internal Medicine	2266140C0	6	4

Baptist Mem Hosp North-MS

Oxford	Code	Quota	Matched
Internal Medicine	2288140C0	12	12

East Central Mississippi Health

Meridian	Code	Quota	Matched
Family Medicine	2144120C0	5	2

Forrest General Hospital-MS

Hattiesburg	Code	Quota	Matched
Family Medicine	1692120C0	8	7

Magnolia Regional Health Ctr-MS

Corinth	Code	Quota	Matched
Emergency Medicine	1923110C0	6	4
Internal Medicine	1923140C0	9	6

Memorial Hospital at Gulfport-MS

Gulfport	Code	Quota	Matched
Family Medicine	2294120C0	10	1
Internal Medicine	2294140C0	9	9

Mississippi Med Ed Res Consortium

Greenville	Code	Quota	Matched
Family Medicine	2253120C0	10	3

Mississippi State Hospital

Whitfield	Code	Quota	Matched
Psychiatry	2296400C0	6	6

North Mississippi Med Ctr

Tupelo	Code	Quota	Matched
Family Medicine	1218120C0	8	7
Internal Medicine	1218140C0	24	24

SW Mississippi Reg Med Ctr

Mccomb	Code	Quota	Matched
Family Medicine	2383120C0	6	0

University Hosps-Jackson-MS

Jackson	Code	Quota	Matched
Anesthesiology	1957040C0	10	10
Anesthesiology	1957040R0	2	2
Dermatology	1957080A0	4	4
Emergency Medicine	1957110C0	16	16
Family Medicine	1957120C0	10	10
Internal Medicine	1957140C0	25	25
Medicine-Primary	1957140M0	1	1
Medicine-Preliminary	1957140P0	8	8
Med-Prelim/Ophthalmology	1957140P2	4	4
Med-Prelim/Radiation Onc	1957140P5	1	0
Med-Prelim/Prevent Med	1957140P6	2	2
Neurological Surgery	1957160C0	1	1
Neurology	1957180C0	4	4
Child Neurology	1957185C0	2	2
Obstetrics-Gynecology	1957220C0	6	6
Ob-Gyn/Preliminary	1957220P0	1	1
Orthopaedic Surgery	1957260C0	5	5

NRMP Program Results 2024 Main Residency Match®

University Hosps-Jackson-MS (Continued)

Otolaryngology	1957280C0	3	3
Pathology	1957300C0	4	4
Pediatrics	1957320C0	16	16
Plastic Surgery (Integrated)	1957362C0	2	2
Psychiatry	1957400C0	5	5
Psychiatry/Child/Adult Psych	1957400C1	1	1
Interventional Radiology (Integ)	1957416C0	1	0
Radiology-Diagnostic	1957420C0	7	7
Radiation Oncology	1957430A0	1	1
General Surgery	1957440C0	6	6
Surgery-Preliminary	1957440P0	5	1
Medicine-Pediatrics	1957700C0	5	5

MISSOURI

Barnes-Jewish Hosp-MO

St Louis	Code	Quota	Matched
Anesthesiology/3 yr	1353040A0	1	1
Anesthesiology/4 yr	1353040C0	20	20
Anesthesiology/ASAP 5 yr	1353040C1	1	1
Dermatology	1353080A0	6	6
Dermatology/Physician Scientist	1353080A1	0	0
Emergency Medicine	1353110C0	14	14
Internal Medicine	1353140C0	46	46
Internal Medicine/PSTP	1353140C1	6	6
Medicine-Primary	1353140M0	4	4
Medicine-Preliminary	1353140P0	5	5
Med-Prelim/Ophthalmology	1353140P2	5	5
Neurological Surgery	1353160C0	3	3
Neurology	1353180C0	11	11
Obstetrics-Gynecology	1353220C0	9	9
Orthopaedic Surgery	1353260C0	8	8
Otolaryngology	1353280C0	3	3
Otolaryngology/Research	1353280C1	2	2
Pathology/CP	1353300C0	3	1
Pathology/AP/CP & AP only	1353300C1	7	7
Pathology/AP & NP	1353300C2	1	1
Phys Medicine & Rehab	1353340A0	3	3
Phys Medicine & Rehab	1353340C0	2	2
Plastic Surgery (Integrated)	1353362C0	4	4
Psychiatry	1353400C0	15	15
Interventional Radiology (Integ)	1353416A0	2	2
Radiology-Diagnostic	1353420A0	16	16
Rad-Diag/Research	1353420A1	1	1
Radiation Oncology	1353430A0	4	4
General Surgery	1353440C0	9	9
Surgery-Preliminary	1353440P2	6	6
Surg-Prelim/Int Radiology	1353440P3	1	1
Vascular Surgery	1353451C0	1	1

Childrens Mercy Hospital-MO

Kansas City	Code	Quota	Matched
Child Neurology	1494185C0	3	1
Pediatrics	1494320C0	27	27
Pediatrics-Preliminary	1494320P0	1	1

CoxHealth-MO

Springfield	Code	Quota	Matched
Family Medicine	3167120C0	8	8
Family Med/Jordan Valley	3167120C1	2	2

HCA Healthcare Kansas City-MO

Kansas City	Code	Quota	Matched
Family Med/Research Med Ctr	2984120C0	8	4

Family Medicine/Lee Summit Ctr	2984120C2	6	2
Internal Med/Overland Park	2984140C0	12	6
Ob-Gyn/Overland Park	2984220C0	5	5
General Surgery/Menorah	2984440C0	5	5

KCU-GME Consortium-MO

Kansas City	Code	Quota	Matched
Dermatology/Phoenix	1987080A0	2	2
Dermatology/ADCS-Orlando	1987080A2	3	3
Dermatology/Phoenix	1987080R0	2	2
Emergency Medicine/Freeman	1987110C0	6	5
Family Medicine/Reid	1987120C0	7	5
Family Med/St Lukes Des Peres	1987120C1	4	4
Family Medicine/Freeman	1987120C2	5	5
Internal Medicine/Freeman	1987140C0	5	5
Orthopaedic Surgery/HCA	1987260C0	4	4
Otolaryngology/Freeman	1987280C0	2	2
Psychiatry/Ozark	1987400C0	4	4
General Surgery/St Anthony	1987440C0	2	2
General Surgery/St Marys	1987440C1	2	2

Mercy Hospital St Louis-MO

St Louis	Code	Quota	Matched
Family Medicine	1362120C0	8	8
Internal Medicine	1362140C0	9	9
Obstetrics-Gynecology	1362220C0	6	6
Transitional	1362999P0	7	7

SSM Health/St Louis Univ SOM-MO

St Louis	Code	Quota	Matched
Anesthesiology	1365040C0	10	10
Dermatology	1365080A0	4	4
Dermatology/KAT	1365080A1	1	1
Emergency Medicine	1365110C0	6	6
Family Med/Belleville	1365120C0	6	6
Family Medicine	1365120C1	6	6
Internal Medicine	1365140C0	27	27
Internal Medicine/Med-Geri Trk	1365140C1	0	0
Medicine-Preliminary	1365140P0	6	6
Neurological Surgery	1365160C0	1	1
Neurology	1365180C0	6	6
Child Neurology	1365185C0	2	2
Obstetrics-Gynecology	1365220C0	6	6
Orthopaedic Surgery	1365260C0	5	5
Otolaryngology	1365280C0	2	2
Pediatrics	1365320C0	20	17
Plastic Surgery (Integrated)	1365362C0	2	2
Psychiatry	1365400C0	10	10
Interventional Radiology (Integ)	1365416A0	2	2
Interventional Radiology (Integ)	1365416R0	1	1
Radiology-Diagnostic	1365420A0	6	6
General Surgery	1365440C0	5	5
Surgery-Preliminary	1365440P0	5	0
Vascular Surgery	1365451C0	1	1

SSM St Marys Hospital-St Louis-MO

St Louis	Code	Quota	Matched
Internal Medicine	1999140C0	9	9

St Louis Childrens Hosp-MO

St Louis	Code	Quota	Matched
Child Neurology	1869185C0	5	5
Pediatrics	1869320C0	31	19
Pediatrics/Research	1869320C1	0	0
Pediatrics-Preliminary	1869320P0	1	1

NRMP Program Results 2024 Main Residency Match®

St Louis Childrens Hosp-MO (Continued)

Pediatrics-Medical Genetics 1869765C0 2 2

St Lukes Hospital-St Louis-MO

Chesterfield	Code	Quota	Matched
Internal Medicine	1364140C0	13	13
Medicine-Preliminary	1364140P0	3	3

Still OPTI-Northeast Reg Med Ctr-MO

Kirkville	Code	Quota	Matched
Dermatology/Osteopathic	2152080A0	2	2
Family Medicine	2152120C0	4	0
Internal Medicine	2152140C0	4	0
Osteo Neuromusculo Med	2152275C0	3	0

Univ of Missouri-KC Programs

Kansas City	Code	Quota	Matched
Anesthesiology/St Lukes	1343040C0	8	8
Emergency Medicine	1343110C0	11	11
Family Medicine	1343120C0	12	12
Internal Medicine	1343140C0	21	21
Medicine-Preliminary	1343140P0	3	3
Neurology	1343180C0	3	3
Obstetrics-Gynecology	1343220C0	8	8
Orthopaedic Surgery	1343260C0	4	4
Pathology	1343300C0	2	2
Radiology-Diagnostic	1343420A0	6	6
General Surgery	1343440C0	5	5
Surgery-Preliminary	1343440P0	4	4
Medicine-Pediatrics	1343700C0	6	6

Univ of Missouri-KC/CBM

Kansas City	Code	Quota	Matched
Psychiatry	2075400C0	6	6

University Hosps-Columbia-MO

Columbia	Code	Quota	Matched
Anesthesiology	1994040C0	4	4
Anesthesiology	1994040R0	1	1
Dermatology	1994080A0	4	4
Emergency Medicine	1994110C0	10	10
Family Medicine	1994120C0	16	16
Family Medicine/CRMC	1994120C1	4	3
Family Med/Bothwell Rural	1994120C2	2	1
Internal Medicine	1994140C0	21	21
Medicine-Preliminary	1994140P0	8	8
Neurological Surgery	1994160C0	1	1
Neurology	1994180C0	6	6
Obstetrics-Gynecology	1994220C0	4	4
Orthopaedic Surgery/5 Yr	1994260C0	5	5
Otolaryngology	1994280C0	3	3
Pathology	1994300C0	3	3
Pediatrics	1994320C0	8	8
Phys Medicine & Rehab	1994340A0	4	4
Plastic Surgery (Integrated)	1994362C0	2	2
Psychiatry	1994400C0	11	11
Interventional Radiology (Integ)	1994416A0	1	1
Radiology-Diagnostic	1994420A0	5	5
General Surgery	1994440C0	4	4
Surgery-Preliminary	1994440P0	7	2
Medicine-Pediatrics	1994700C0	4	4

MONTANA

Billings Clinic-MT

Billings	Code	Quota	Matched
Internal Medicine	1633140C0	8	8
Medicine-Preliminary	1633140P0	4	4
Psychiatry	1633400C0	3	3

Montana Family Medicine

Billings	Code	Quota	Matched
Family Medicine	1216120C0	9	9

University of Montana

Missoula	Code	Quota	Matched
Family Medicine/Missoula	1524120C0	7	7
Family Medicine/Kalispell	1524120C1	3	3

NEBRASKA

Clarkson Family Med Res-NE

Omaha	Code	Quota	Matched
Family Medicine	3197120C0	5	5

Creighton University-NE

Omaha	Code	Quota	Matched
Family Medicine	1372120C0	8	8
Family Medicine/Rural	1372120C1	1	1
Internal Medicine	1372140C0	21	21
Internal Medicine/Rural	1372140C1	4	4
Medicine-Primary	1372140M0	1	1
Neurology	1372180C0	2	2
Obstetrics-Gynecology	1372220C0	4	4
Pathology	1372300C0	2	2
Psychiatry	1372400C0	6	6
Psychiatry/Rural	1372400C1	2	2
Radiology-Diagnostic	1372420A0	3	3
General Surgery	1372440C0	5	5
Surgery-Preliminary	1372440P0	2	1

Lincoln Med Ed Partnership-NE

Lincoln	Code	Quota	Matched
Family Medicine	3021120C0	8	8

University of Nebraska Med Ctr

Omaha	Code	Quota	Matched
Anesthesiology	1376040A0	2	2
Anesthesiology	1376040C0	10	10
Dermatology	1376080A0	4	4
Dermatology	1376080R0	1	1
Emergency Medicine	1376110C0	12	12
Fam Med/Grand Island	1376120C1	2	2
Fam Med/North Platte	1376120C3	1	1
Fam Med/Scottsbluff	1376120C4	2	2
Fam Med/Traditional	1376120C5	6	6
Family Med/Kearney	1376120C6	2	2
Family Med/Urban	1376120C7	2	2
Internal Medicine	1376140C0	24	24
Internal Medicine/Geriatrics	1376140C1	1	1
Medicine-Primary	1376140M0	1	1
Medicine-Preliminary	1376140P0	6	6
Neurological Surgery	1376160C0	2	2
Neurology	1376180C0	7	7
Obstetrics-Gynecology	1376220C0	5	5
Orthopaedic Surgery	1376260C0	6	6
Otolaryngology	1376280C0	3	3
Pathology	1376300C0	4	4

NRMP Program Results 2024 Main Residency Match®

University of Nebraska Med Ctr (Continued)

Pediatrics	1376320C0	15	15
Phys Medicine & Rehab	1376340C0	4	4
Plastic Surgery (Integrated)	1376362C0	1	1
Psychiatry	1376400C0	5	5
Interventional Radiology (Integ)	1376416A0	1	1
Radiology-Diagnostic	1376420A0	6	6
Radiation Oncology	1376430A0	1	1
General Surgery	1376440C0	6	6
Medicine-Pediatrics	1376700C0	4	4

NEVADA

Dignity St Rose Dominican Hosps-NV

Henderson	Code	Quota	Matched
Internal Medicine	2337140C0	8	8
Medicine-Primary	2337140M0	4	4

Kirk Kerkorian SOM at UNLV-NV

Las Vegas	Code	Quota	Matched
Emergency Medicine	2028110C0	6	6
Family Medicine	2028120C0	5	5
Family Medicine/Rural	2028120C1	2	0
Internal Medicine	2028140C0	23	23
IMedicine-Primary	2028140M0	1	1
Medicine-Preliminary	2028140P0	4	4
Obstetrics-Gynecology	2028220C0	4	4
Orthopaedic Surgery	2028260C0	4	4
Otolaryngology	2028280C0	1	1
Pediatrics	2028320C0	10	8
Plastic Surgery (Integrated)	2028362C0	1	1
Psychiatry	2028400C0	10	10
General Surgery	2028440C0	3	3
Surgery-Preliminary	2028440P0	1	1

Sunrise Health GME Consortium-NV

Las Vegas	Code	Quota	Matched
Anesthesiology	1884040C0	8	8
Emergency Medicine	1884110C0	9	9
Family Medicine	1884120C0	8	8
Internal Medicine	1884140C0	21	21
Neurology	1884180C0	3	3
Obstetrics-Gynecology	1884220C0	4	4
Phys Medicine & Rehab	1884340A0	6	6
Psychiatry	1884400C0	4	4
Radiology-Diagnostic	1884420A0	5	5
General Surgery	1884440C0	4	4
Surgery-Preliminary	1884440P0	4	1
Transitional/Mountain View	1884999P0	13	7
Transitional/Southern Hills	1884999P1	13	13

U Nevada Reno SOM

Reno	Code	Quota	Matched
Family Medicine	2017120C0	8	8
Internal Medicine	2017140C0	23	9
Medicine-Preliminary	2017140P0	5	2
Pediatrics	2017320C0	4	1
Psychiatry	2017400C0	8	8

Valley Health System-NV

Las Vegas	Code	Quota	Matched
Emergency Medicine	2201110C0	8	8
Family Medicine	2201120C0	10	10
Internal Medicine	2201140C0	20	7
Psychiatry	2201400C0	8	8

General Surgery	2201440C0	4	4
Surgery-Preliminary	2201440P0	8	1
Transitional	2201999P0	13	7

Valley Hosp Med Ctr-NV

Las Vegas	Code	Quota	Matched
Family Medicine	2223120C0	5	3
Internal Medicine	2223140C0	16	10
Neurology	2223180C0	2	2
Orthopaedic Surgery	2223260C0	2	2

NEW HAMPSHIRE

Cheshire Med Ctr/Dartmouth Health-NH

Keene	Code	Quota	Matched
Family Medicine	2379120C0	6	5

Concord Hospital-NH

Concord	Code	Quota	Matched
Family Medicine	1091120C0	8	8

Dartmouth-Hitchcock Med Ctr-NH

Lebanon	Code	Quota	Matched
Anesthesiology	1377040C0	7	7
Anesthesiology	1377040R0	1	1
Dermatology	1377080A0	3	3
Emergency Medicine	1377110C0	6	6
Internal Medicine	1377140C0	17	17
Medicine-Primary	1377140M0	4	4
Medicine-Preliminary	1377140P0	4	4
Neurological Surgery	1377160C0	1	1
Neurology	1377180C0	5	5
Obstetrics-Gynecology	1377220C0	4	4
Orthopaedic Surgery	1377260C0	4	4
Otolaryngology	1377280C0	1	1
Pathology	1377300C0	3	3
Pediatrics	1377320C0	7	3
Plastic Surgery (Integrated)	1377362C0	1	1
Psychiatry	1377400C0	8	8
Psychiatry/Research Track	1377400C1	0	0
Psychiatry/Child Track	1377400C2	1	1
Interventional Radiology (Integ)	1377416A0	2	2
Radiology-Diagnostic	1377420A0	3	3
Radiology-Diagnostic	1377420R0	1	1
Radiation Oncology	1377430A0	1	0
General Surgery	1377440C0	4	4
Surgery-Preliminary	1377440P0	6	6
Vascular Surgery	1377451C0	1	1

Portsmouth Regional Hosp-NH

Portsmouth	Code	Quota	Matched
Family Medicine	2248120C0	8	6
Internal Medicine	2248140C0	10	10
Psychiatry	2248400C0	6	6

NEW JERSEY

AtlantiCare Reg Med Ctr-NJ

Atlantic City	Code	Quota	Matched
Family Medicine	1378120C0	4	3
Internal Medicine	1378140C0	14	14
Psychiatry	1378400C0	5	5

Atlantic Health System-NJ

Morristown	Code	Quota	Matched
Orthopaedic Surgery	3033260C0	4	4
Pediatrics	3033320C0	12	10

NRMP Program Results 2024 Main Residency Match®

CMSRU/Cooper University Hospital-NJ

Camden	Code	Quota	Matched
Anesthesiology	1380040C0	7	7
Dermatology	1380080A0	1	1
Emergency Medicine	1380110C0	13	13
Family Medicine	1380120C0	10	10
Internal Medicine	1380140C0	22	22
Medicine-Primary	1380140M0	3	3
Med-Primary/3-yr MD Path	1380140M1	2	2
Medicine-Preliminary	1380140P0	1	1
Neurological Surgery	1380160C0	1	1
Neurology	1380180C0	6	6
Obstetrics-Gynecology	1380220C0	5	5
Orthopaedic Surgery	1380260C0	3	3
Otolaryngology	1380280C0	1	1
Pathology-Anatomic and Clinical	1380300C0	2	2
Pediatrics	1380320C0	8	8
Pediatrics-Primary	1380320M0	1	1
Peds-Primary/3-yr MD Path	1380320M1	1	1
Plastic Surgery (Integrated)	1380362C0	2	2
Psych/Cooper Hosp	1380400C0	4	4
Regional-Diagnostic	1380420A0	5	5
General Surgery	1380440C0	5	5
Vascular Surgery	1380451C0	2	2

Capital Health Reg Med Ctr-NJ

Trenton	Code	Quota	Matched
Emergency Medicine	2003110C0	6	6
Family Medicine	2003120C0	6	3
Internal Medicine	2003140C0	20	20
Transitional	2003999P0	13	13

CarePoint Health-NJ

Hoboken	Code	Quota	Matched
Family Medicine/NYMC	1451120C0	8	4
Family Medicine/Christ	1451120C1	6	0
Internal Medicine/Bayonne	1451140C0	12	12
General Surgery	1451440C0	4	4
Transitional/Bayonne	1451999P0	4	3

Englewood Hosp-NJ

Englewood	Code	Quota	Matched
Internal Medicine	1386140C0	12	12
Internal Medicine/Phase 3-R	1386140C1	1	1
Medicine-Preliminary	1386140P0	3	3

HMH-Palisades Med Ctr-NJ

North Bergen	Code	Quota	Matched
Dermatology	2136080A0	3	2
Family Medicine	2136120C0	4	4
Internal Medicine	2136140C0	9	9
General Surgery	2136440C0	3	3
General Surgery/Phase 3-R	2136440C1	1	1
Surgery-Preliminary	2136440P0	2	2
Transitional	2136999P0	18	15

Hackensack U Med Ctr-NJ

Hackensack	Code	Quota	Matched
Anesthesiology	1387040C0	2	2
Anesthesiology/Phase 3-R	1387040C1	2	2
Emergency Medicine	1387110C0	9	9
Emergency Med/Phase 3-R	1387110C1	3	3
Internal Medicine	1387140C0	7	7
Internal Medicine/Phase 3-R	1387140C1	4	4

Obstetrics-Gynecology	1387220C0	2	2
Obstetrics-Gynecology/Phase 3-R	1387220C1	2	2
Orthopaedic Surgery	1387260C0	3	3
Pediatrics	1387320C0	7	5
Pediatrics/Phase 3-R	1387320C1	1	1
General Surgery	1387440C0	3	3
General Surgery/Phase 3-R	1387440C1	2	2
Surgery-Preliminary	1387440P0	1	1

Hunterdon Med Ctr-NJ

Flemington	Code	Quota	Matched
Family Medicine	1838120C0	6	6

ISMMS Valley Health System-NJ

Ridgewood	Code	Quota	Matched
Internal Medicine	2389140C0	12	12
Obstetrics-Gynecology	2389220C0	3	3

Inspira Health Network-NJ

Vineland	Code	Quota	Matched
Emergency Med/Vineland	2086110C0	11	11
Emergency Med/Mullica Hill	2086110C1	8	4
Family Medicine/Mullica Hill	2086120C0	6	2
Family Medicine/Vineland	2086120C2	8	5
Internal Medicine/Vineland	2086140C0	10	9
Internal Med/Mullica Hill	2086140C1	14	14
Med-Primary/Vineland	2086140M0	2	2
Obstetrics-Gynecology	2086220C0	3	3
Orthopaedic Surgery	2086260C0	3	3
Phys Med & Rehab/Mullica Hill	2086340C0	4	4
Psychiatry	2086400C0	5	5
General Surgery	2086440C0	4	4
Transitional/Vineland	2086999P0	10	1
Transitional/Mullica Hill	2086999P1	12	12

JFK Med Ctr-NJ

Edison	Code	Quota	Matched
Family Medicine	3043120C0	6	6
Family Medicine - Phase-3-R	3043120C1	2	2
Neurology	3043180C0	9	9
Phys Medicine & Rehab/RWJ	3043340A0	5	5

Jefferson Health New Jersey

Stratford	Code	Quota	Matched
Emergency Medicine	2120110C0	13	13
Internal Medicine	2120140C0	18	18
Obstetrics-Gynecology	2120220C0	2	2
Orthopaedic Surgery	2120260C0	5	5

Jersey Shore Univ Med Ctr-NJ

Neptune	Code	Quota	Matched
Anesthesiology	1395040C0	5	5
Anesthesiology/Phase 3-R	1395040C1	1	1
Internal Medicine	1395140C0	18	18
Internal Medicine/Phase 3-R	1395140C1	2	2
Medicine-Preliminary	1395140P0	3	3
Child Neurology	1395185C0	1	1
Child Neurology/Phase 3-R	1395185C1	1	1
Obstetrics-Gynecology	1395220C0	4	4
Obstetrics-Gynecology/Phase 3-R	1395220C1	1	1
Pediatrics	1395320C0	9	4
Pediatrics/Phase 3-R	1395320C1	1	1
Psychiatry	1395400C0	5	5
Psychiatry/HUMC	1395400C4	2	2
Psychiatry/Phase 3-R	1395400C7	1	1

NRMP Program Results 2024 Main Residency Match®

Jersey Shore Univ Med Ctr-NJ (Continued)

General Surgery	1395440C0	3	3
Surgery-Preliminary	1395440P0	1	1

Morristown Med Ctr-NJ

Morristown	Code	Quota	Matched
Emergency Medicine	1394110C0	10	10
Family Medicine	1394120C0	7	7
Internal Medicine	1394140C0	17	17
Medicine-Preliminary	1394140P0	9	9
Obstetrics-Gynecology	1394220C0	5	5
Radiology-Diagnostic	1394420A0	5	5
General Surgery	1394440C0	7	7
Surgery-Preliminary	1394440P0	8	6

Mountainside Hosp-NJ

Montclair	Code	Quota	Matched
Family Medicine	1393120C0	7	7
Internal Medicine	1393140C0	7	7
Internal Medicine - Phase 3-R	1393140C1	1	1
Medicine-Preliminary	1393140P0	2	2

NYMC-St Marys and St Clares-NY

Denville	Code	Quota	Matched
Internal Medicine	2375140C0	35	35
Medicine-Preliminary	2375140P0	6	3
Psychiatry	2375400C0	10	10

NYMC-St Michaels Med Ctr-NJ

Newark	Code	Quota	Matched
Internal Medicine	1857140C0	19	19

New Bridge Med Ctr-NJ

Paramus	Code	Quota	Matched
Psychiatry	1908400C0	9	9

Ocean Med Ctr-NJ

Brick	Code	Quota	Matched
Family Medicine/Osteopathic	2108120C0	8	8
Internal Medicine	2108140C0	15	15
Psychiatry	2108400C0	9	9
Psychiatry/Phase 3-R	2108400C4	1	1
Transitional	2108999P0	12	12

Overlook Hospital-NJ

Summit	Code	Quota	Matched
Family Medicine	1408120C0	7	7
Internal Medicine	1408140C0	13	13
Medicine-Preliminary	1408140P0	4	4

Rutgers-Community Med Ctr-NJ

Tom'S River	Code	Quota	Matched
Emergency Medicine	2298110C0	11	11
Internal Medicine	2298140C0	12	12
General Surgery	2298440C0	4	4
Surgery-Preliminary	2298440P0	2	0
Transitional	2298999P0	12	12
Transitional/Rad Onc	2298999P1	1	1
Transitional/PM&R	2298999P2	1	1
Transitional/Radiology	2298999P3	2	2
Trans/Intervent Rad	2298999P4	0	0

Rutgers-Cooperman Barnabas Med Ctr-NJ

Livingston	Code	Quota	Matched
Obstetrics-Gynecology	1396220C0	10	10

Rutgers-Jersey City Med Ctr-NJ

Jersey City	Code	Quota	Matched
Internal Medicine	1390140C0	20	20
Obstetrics-Gynecology	1390220C0	3	3
Orthopaedic Surgery	1390260C0	3	3

Rutgers-Monmouth Med Ctr-NJ

Long Branch	Code	Quota	Matched
Internal Medicine	1392140C0	13	13
Obstetrics-Gynecology	1392220C0	4	4
Orthopaedic Surgery	1392260C0	2	2
Pediatrics	1392320C0	5	5

Rutgers-New Jersey Medical School

Newark	Code	Quota	Matched
Anesthesiology	1398040A0	5	5
Anesthesiology	1398040C0	8	8
Emergency Medicine	1398110C0	11	10
Internal Medicine	1398140C0	35	35
Internal Medicine/4 yr IM-PM	1398140C3	2	2
Medicine-Preliminary	1398140P0	5	5
Med-Prelim/Anesthesiology	1398140P3	0	0
Neurological Surgery	1398160C0	3	3
Neurology	1398180C0	5	5
Child Neurology	1398185C0	1	1
Orthopaedic Surgery	1398260C0	6	6
Otolaryngology	1398280C0	3	3
Phys Medicine & Rehab	1398340A0	8	8
Plastic Surgery (Integrated)	1398362C0	3	3
Psychiatry	1398400C0	8	8
Radiology-Diagnostic	1398420A0	11	11
General Surgery	1398440C0	10	10
Surgery-Preliminary	1398440P0	15	4
Surg-Prelim/Anesthesiology	1398440P4	0	0
Vascular Surgery	1398451C0	1	1
Medicine-Pediatrics	1398700C0	5	5

Rutgers-Newark Beth Israel Med Ctr-NJ

Newark	Code	Quota	Matched
Emergency Medicine	1397110C0	8	8
Internal Medicine	1397140C0	12	12
Med-Prelim/Neurology	1397140P1	4	1
Obstetrics-Gynecology	1397220C0	4	4
Pediatrics	1397320C0	12	9

Rutgers-R W Johnson Medical School-NJ

New Brunswick	Code	Quota	Matched
Anesthesiology	2918040C0	12	12
Dermatology	2918080A0	2	2
Emergency Medicine	2918110C0	9	9
Family Medicine/A-Prog	2918120C0	4	4
Family Med/CentraState	2918120C2	6	3
Family Medicine/3-yr MD Path	2918120C3	1	1
Internal Medicine	2918140C0	25	25
Neurology	2918180A0	5	2
Obstetrics-Gynecology	2918220C0	5	5
Orthopaedic Surgery	2918260C0	3	3
Pathology	2918300C0	3	3
Pediatrics	2918320C0	11	11
Psychiatry	2918400C0	8	8
Interventional Radiology (Integ)	2918416A0	1	1
Radiology-Diagnostic	2918420A0	7	7
Radiation Oncology	2918430A0	1	1
General Surgery	2918440C0	8	8

NRMP Program Results 2024 Main Residency Match®

Rutgers-R W Johnson Medical School-NJ (Continued)

Surgery-Preliminary	2918440P0	11	11
Vascular Surgery	2918451C0	1	1

Rutgers-RWJUH Somerset-NJ

Somerville	Code	Quota	Matched
Family Medicine	1934120C0	7	6
Family Medicine/3-yr MD Path	1934120C1	0	0

Rutgers-Trinitas Med Ctr-NJ

Elizabeth	Code	Quota	Matched
Internal Medicine	2391140C0	10	10
Psychiatry	2391400C0	6	6

St Josephs Univ Med Ctr-NJ

Paterson	Code	Quota	Matched
Anesthesiology	1406040A0	7	7
Anesthesiology	1406040R0	1	1
Emergency Medicine	1406110C0	8	8
Family Medicine	1406120C0	4	4
Internal Medicine	1406140C1	19	19
Obstetrics-Gynecology	1406220C0	3	3
Orthopaedic Surgery	1406260C0	3	3
Pediatrics	1406320C0	12	12
General Surgery	1406440C0	3	3
Surg-Prelim/Anesthesiology	1406440P0	2	1
Surgery-Preliminary	1406440P1	1	0

St Lukes Warren Hospital-NJ

Phillipsburg	Code	Quota	Matched
Family Medicine	2091120C0	6	6

St Peters University Hosp-NJ

New Brunswick	Code	Quota	Matched
Internal Medicine	3211140C0	16	16
Obstetrics-Gynecology	3211220C0	5	5
Pediatrics	3211320C0	8	8

Virtua-NJ

Voorhees	Code	Quota	Matched
Family Medicine/Vorhees	3084120C0	6	1
Family Medicine/Rowan-Virtua SOM	3084120C1	6	2
Internal Medicine	3084140C0	18	6
Obstetrics-Gynecology	3084220C0	6	6
Psychiatry/Rowan-Virtua SOM/	3084400C0	6	6
General Surgery	3084440C0	5	5

NEW MEXICO

Memorial Med Ctr-NM

Las Cruces	Code	Quota	Matched
Family Medicine	1214120C0	10	10
Family Medicine/Rural	1214120C1	3	3

NM Primary Care Train Consort

Silver City	Code	Quota	Matched
Family Medicine	2381120C0	4	4

U New Mexico SOM

Albuquerque	Code	Quota	Matched
Anesthesiology	1962040A0	1	1
Anesthesiology	1962040C0	6	6
Anesthesiology	1962040R0	1	1
Dermatology	1962080A0	4	4
Dermatology	1962080R0	1	1

Emergency Medicine	1962110C0	12	12
Family Medicine	1962120C0	14	8
Family Medicine/Shiprock	1962120C1	2	2
Family Medicine/Santa Fe	1962120C2	6	6
Internal Medicine	1962140C0	30	30
Medicine-Preliminary	1962140P0	5	5
Neurological Surgery	1962160C1	1	1
Neurology	1962180C0	7	7
Neurology	1962180R0	1	1
Child Neurology	1962185C0	2	2
Obstetrics-Gynecology	1962220C0	6	6
Orthopaedic Surgery	1962260C0	5	5
Otolaryngology	1962280C0	3	3
Pathology	1962300C0	4	4
Pediatrics	1962320C0	21	16
Phys Medicine & Rehab	1962340C0	6	6
Plastic Surgery (Integrated)	1962362C0	2	2
Psychiatry	1962400C0	13	13
Psychiatry/Child	1962400C1	3	3
Radiology-Diagnostic	1962420A0	8	8
Radiology-Diagnostic	1962420R0	1	1
General Surgery	1962440C0	7	7
Surgery-Preliminary	1962440P1	5	1

NEW YORK

Albany Med Ctr-NY

Albany	Code	Quota	Matched
Anesthesiology	1414040C0	8	8
Anesthesiology - 2 "R" positions	1414040R0	2	2
Emergency Medicine	1414110C0	12	10
Family Medicine	1414120C0	6	6
Family Medicine/Saratoga	1414120C1	6	6
Internal Medicine	1414140C0	18	18
Medicine-Preliminary	1414140P0	3	3
Neurological Surgery	1414160C0	2	2
Neurology	1414180C0	6	6
Obstetrics-Gynecology	1414220C0	6	6
Orthopaedic Surgery	1414260C0	5	5
Otolaryngology	1414280C0	2	2
Pathology	1414300C0	4	4
Pediatrics	1414320C0	12	8
Phys Medicine & Rehab	1414340C0	2	2
Plastic Surgery (Integrated)	1414362C0	2	2
Psychiatry	1414400C0	6	6
Interventional Radiology (Integ)	1414416C0	1	1
Radiology-Diagnostic	1414420A0	5	5
General Surgery	1414440C0	6	6
Surgery-Preliminary	1414440P0	4	0
Vascular Surgery	1414451C0	1	1
Medicine-Pediatrics	1414700C0	4	4

Arnot Ogden Med Ctr-NY

Elmira	Code	Quota	Matched
Emergency Medicine	2113110C0	6	2
Family Medicine	2113120C0	8	6
Internal Medicine	2113140C0	10	10
Psychiatry	2113400C0	6	6
Radiology-Diagnostic	2113420C0	2	2
Transitional	2113999P0	6	6

Bassett Med Ctr-NY

Cooperstown	Code	Quota	Matched
Internal Medicine	1442140C0	12	12
Medicine-Preliminary	1442140P0	1	1
General Surgery	1442440C0	4	4

NRMP Program Results 2024 Main Residency Match®

Bassett Med Ctr-NY (Continued)

Surgery-Preliminary	1442440P0	2	0
Transitional	1442999P0	8	8
Transitional/Hopkins	1442999P1	1	1

BronxCare Health System-NY

Bronx	Code	Quota	Matched
Pediatrics-Primary	1471320M1	15	15
General Surgery	1471440C0	3	3
Surgery-Preliminary	1471440P0	6	6

Brooklyn Hosp Ctr-NY

Brooklyn	Code	Quota	Matched
Emergency Medicine	1420110C0	8	8
Family Medicine	1420120C0	7	7
Internal Medicine	1420140C0	29	29
Obstetrics-Gynecology	1420220C0	4	4
Pediatrics	1420320C0	11	9
General Surgery	1420440C0	3	3
Surgery-Preliminary	1420440P0	6	6

Burke Rehabilitation Hosp-NY

White Plains	Code	Quota	Matched
Phys Medicine & Rehab	1940340A0	8	8
Phys Medicine & Rehab	1940340R0	2	2

Cayuga Med Ctr-NY

Ithaca	Code	Quota	Matched
Medicine-Primary	2207140M0	10	10

Community Healthcare Network-NY

New York	Code	Quota	Matched
Family Medicine	2399120C0	6	6

Creedmoor Psych Ctr-NY

Queens Village	Code	Quota	Matched
Psychiatry	2599400C0	4	4

Ellis Hospital-NY

Schenectady	Code	Quota	Matched
Family Medicine	1513120C0	10	6

Family Health Ctrs at NYU Langone-NY

Brooklyn	Code	Quota	Matched
Medicine-Primary	1663140M0	12	12
Psychiatry	1663400C0	3	3

Flushing Hospital Med Ctr-NY

Flushing	Code	Quota	Matched
Internal Medicine	1445140C0	17	17
Medicine-Preliminary	1445140P0	9	5
Obstetrics-Gynecology	1445220C0	3	3
Ob-Gyn/Preliminary	1445220P0	1	1
Pediatrics	1445320C0	10	5
General Surgery	1445440C0	3	3

Garnet Health Med Ctr-NY

Middletown	Code	Quota	Matched
Emergency Medicine	2230110C0	6	6
Family Medicine	2230120C0	4	3
Internal Medicine	2230140C0	9	6
Neurology	2230180C0	3	3
Psychiatry	2230400C0	8	8
General Surgery	2230440C0	3	3
Transitional	2230999P0	9	9

Good Samaritan Hosp Med Ctr-NY

West Islip	Code	Quota	Matched
Emergency Medicine	2007110C0	10	10
Emergency Medicine/St Joseph	2007110C1	6	4
Family Medicine	2007120C0	6	6
Family Medicine/St Joseph	2007120C1	8	8
Obstetrics-Gynecology	2007220C0	4	4
Pediatrics	2007320C0	5	4
Phys Medicine & Rehab	2007340A0	3	3
General Surgery/St Catherine	2007440C0	3	3

Harlem Hospital Ctr-NY

New York	Code	Quota	Matched
Internal Medicine	1478140C0	26	26
Pediatrics	1478320C0	9	9
Psychiatry	1478400C0	8	8
Radiology-Diagnostic	1478420A0	2	2
General Surgery	1478440C0	3	3
Surgery-Preliminary	1478440P0	7	2

Hosp For Special Surgery-NY

New York	Code	Quota	Matched
Orthopaedic Surgery	3128260C0	9	9

ISMMS Mount Sinai Beth Israel-NY

New York	Code	Quota	Matched
Psychiatry	1470400C0	13	13

ISMMS Mount Sinai Hospital-NY

New York	Code	Quota	Matched
Anesthesiology	1490040C0	30	30
Anesthesiology	1490040R0	4	4
Dermatology	1490080A0	8	8
Dermatology/Research	1490080A1	1	1
Emergency Medicine	1490110C0	20	20
Family Medicine	1490120C0	5	5
Internal Medicine	1490140C0	44	44
Internal Med/Research	1490140C1	4	4
Internal Med/Comm Prim Care	1490140C2	8	8
Neurological Surgery	1490160C0	2	2
Neurology	1490180C0	10	10
Child Neurology	1490185C0	1	1
Obstetrics-Gynecology	1490220C0	9	9
Orthopaedic Surgery	1490260C0	7	7
Otolaryngology	1490280C0	6	6
Pathology	1490300C0	4	4
Pathology-AP/NP	1490300C1	1	1
Pathology/Physician Scientist	1490300C2	1	1
Pediatrics	1490320C0	15	15
Pediatrics/Research	1490320C1	2	2
Pediatrics-Preliminary	1490320P1	1	1
Phys Medicine & Rehab	1490340C0	10	10
Phys Medicine & Rehab	1490340R0	2	2
Plastic Surgery (Integrated)	1490362C0	4	4
Psychiatry	1490400C0	13	13
Psychiatry/Physician-Scientist	1490400C2	2	2
Interventional Radiology (Integ)	1490416A0	3	3
Radiology-Diagnostic	1490420A0	8	8
Radiation Oncology	1490430A0	2	2
General Surgery	1490440C0	10	10
General Surgery/Scientist	1490440C1	2	2
Surgery-Preliminary	1490440P0	11	9
Surg-Prelim/Designated	1490440P1	12	8
Vascular Surgery	1490451C0	4	4

NRMP Program Results 2024 Main Residency Match®

ISMMS Mount Sinai Hospital-NY (Continued)

Thoracic Surgery	1490461C0	2	2
Medicine-Pediatrics	1490700C1	4	4
Peds/Psych/Child Psych	1490730C0	2	2
Pediatrics-Medical Genetics	1490765C0	2	2
Medicine-Medical Genetics	1490766C0	0	0

ISMMS Mount Sinai Morningside-West-NY

New York	Code	Quota	Matched
Anesthesiology	2070040A0	2	2
Anesthesiology	2070040C0	13	13
Emergency Medicine	2070110C0	20	20
Internal Medicine	2070140C0	61	61
Medicine-Primary	2070140M0	4	4
Medicine-Preliminary	2070140P0	10	10
Med-Prelim/Ophthalmology	2070140P1	10	10
Med-Prelim/Neurology	2070140P2	5	5
Neurology	2070180A0	5	5
Obstetrics-Gynecology	2070220C0	7	7
Pathology	2070300C0	5	5
Psychiatry	2070400C0	12	12
Radiology-Diagnostic	2070420A0	11	11

ISMMS Mount Sinai South Nassau-NY

Oceanside	Code	Quota	Matched
Family Medicine	3067120C0	6	5
Internal Medicine	3067140C0	10	10
Int Med/Sabbath Observant	3067140C1	3	3
Obstetrics-Gynecology	3067220C0	4	4
General Surgery	3067440C0	3	3

ISMMS NYC Health+Hospitals/Elmhurst-NY

Elmhurst	Code	Quota	Matched
Internal Medicine	1491140C0	20	20
Medicine-Preliminary	1491140P0	18	18
Psychiatry	1491400C0	12	12

ISMMS NYC Health+Hospitals/Queens-NY

Jamaica	Code	Quota	Matched
Internal Medicine	1489140C0	22	22
Medicine Preliminary	1489140P0	8	8
Obstetrics-Gynecology	1489220C0	3	3

Institute for Family Health-NY

New York	Code	Quota	Matched
Family Medicine/Mid-Hudson	2004120C0	10	7
Family Medicine/Harlem-Mt Sinai	2004120C1	8	8

Jacobi Med Ctr/Einstein-NY

Bronx	Code	Quota	Matched
Internal Medicine	3172140C0	28	28
Int Med/Sabbath Observed	3172140C1	2	2
Internal Med/N Central Bronx	3172140C4	18	18
Medicine-Primary	3172140M0	4	4
Pediatrics	3172320C0	15	15
Radiology-Diagnostic	3172420A0	4	4
Radiology-Diagnostic/Sabbath	3172420A1	1	1

Jamaica Hosp Med Ctr-NY

Jamaica	Code	Quota	Matched
Family Medicine	1449120C0	11	11
Obstetrics-Gynecology	1449220C0	3	3
Ob-Gyn/Preliminary	1449220P0	1	0
Psychiatry	1449400C0	7	7

Lincoln Med Ctr-NY

Bronx	Code	Quota	Matched
Emergency Medicine	1484110C0	11	11
Internal Medicine	1484140C0	31	31
Medicine-Preliminary	1484140P0	14	14
Obstetrics-Gynecology	1484220C0	4	4
Pediatrics-Primary	1484320M0	17	17
Psychiatry	1484400C0	4	4
General Surgery	1484440C0	3	3
Surgery-Preliminary	1484440P0	4	4
Transitional	1484999P0	13	10

Maimonides Med Ctr-NY

Brooklyn	Code	Quota	Matched
Anesthesiology	1428040C0	11	11
Emergency Medicine	1428110C0	18	18
Internal Medicine	1428140C0	28	28
Internal Medicine/ROAP	1428140C1	2	2
Medicine-Preliminary	1428140P0	5	5
Obstetrics-Gynecology	1428220C0	7	7
Orthopaedic Surgery	1428260C0	3	3
Pediatrics	1428320C0	20	18
Psychiatry	1428400C0	10	10
Radiology-Diagnostic	1428420A0	4	4
Radiation Oncology	1428430A0	2	2
Radiation Oncology	1428430R0	1	1
General Surgery	1428440C0	5	5
Surgery-Preliminary	1428440P0	2	2
Vascular Surgery	1428451C0	1	0

Memorial Sloan-Kettering-NY

New York	Code	Quota	Matched
Radiation Oncology	1466430A0	6	6
Transitional	1466999P0	24	24

Mohawk Valley Health Sys-NY

Utica	Code	Quota	Matched
Obstetrics-Gynecology	2339220C0	4	4
Psychiatry	2339400C0	4	4
General Surgery	2339440C0	3	3
Surgery-Preliminary	2339440P0	3	3
Transitional	2339999P0	12	4

Montefiore Med Ctr/Einstein-NY

Bronx	Code	Quota	Matched
Anesthesiology	3153040A0	6	6
Anesthesiology	3153040C0	11	11
Dermatology	3153080A0	6	6
Emergency Medicine/Jacobi	3153110C0	21	21
Family Medicine	3153120C0	10	8
Internal Medicine	3153140C0	39	39
Internal Med/Wakefield	3153140C3	23	23
Med-Primary/Social Int Med	3153140M0	10	10
Med-Prelim/Wakefield	3153140P3	4	4
Med-Prelim/Ophthalmology	3153140P4	5	5
Neurological Surgery	3153160C0	2	2
Neurology	3153180A0	3	3
Neurology	3153180C0	9	9
Child Neurology	3153185C0	2	2
Obstetrics-Gynecology	3153220C0	10	10
Ob-Gyn/Preliminary	3153220P0	1	0
Orthopaedic Surgery	3153260C0	6	6
Otolaryngology	3153280C0	4	4
Pathology	3153300C0	6	6

NRMP Program Results 2024 Main Residency Match®

Montefiore Med Ctr/Einstein-NY (Continued)

Pediatrics	3153320C0	23	23
Pediatrics/Research	3153320C1	1	0
Peds-Primary/Social	3153320M0	4	4
Phys Medicine & Rehab	3153340A0	5	5
Physi Medicine & Rehab	3153340C0	4	4
Plastic Surgery (Integrated)	3153362C0	2	2
Psychiatry	3153400C0	12	12
Interventional Radiology (Integ)	3153416A0	2	2
Radiology-Diagnostic	3153420A0	7	7
Radiation Oncology	3153430A0	1	1
General Surgery	3153440C0	10	10
Surgery-Preliminary	3153440P3	20	20
Vascular Surgery	3153451C0	2	2
Thoracic Surgery	3153461C0	2	2

Montefiore St Lukes Cornwall-NY

Newburgh	Code	Quota	Matched
Internal Medicine	2309140C0	12	12

Montefiore-New Rochelle/Einstein-NY

New Rochelle	Code	Quota	Matched
Internal Medicine	1459140C0	13	13
Medicine-Preliminary	1459140P0	8	8

NYMC-Metropolitan Hosp Ctr-NY

Valhalla	Code	Quota	Matched
Anesthesiology	1473040C0	4	4
Dermatology	1473080A0	3	3
Emergency Medicine	1473110C0	12	12
Emergency Medicine/Shabbos	1473110C1	0	0
Internal Medicine	1473140C0	20	20
Medicine-Preliminary	1473140P0	6	6
Pediatrics	1473320C0	7	3
Phys Medicine & Rehab	1473340A1	3	3
Psychiatry	1473400C0	6	6
General Surgery	1473440C0	5	5
Surgery-Preliminary	1473440P0	5	5

NYMC-St Josephs Med Ctr-NY

Valhalla	Code	Quota	Matched
Family Medicine	1525120C0	10	10
Psychiatry	1525400C0	4	4

NYP Brooklyn Methodist Hosp-NY

Brooklyn	Code	Quota	Matched
Emergency Medicine	1429110C0	13	13
Internal Medicine	1429140C0	34	34
Medicine-Preliminary	1429140P0	8	8
Obstetrics-Gynecology	1429220C0	4	4
Ob-Gyn/Preliminary	1429220P0	1	1
Pediatrics	1429320C0	10	5
Radiation Oncology	1429430A0	2	2
General Surgery	1429440C0	3	3
Surgery-Preliminary	1429440P0	5	1

NYP Hosp-Columbia & Cornell-NY

New York	Code	Quota	Matched
Emergency Medicine	1409110C0	21	21
Otolaryngology	1409280C0	4	4
Phys Medicine & Rehab	1409340A0	8	8

NYP Hosp-Columbia Univ Med Ctr-NY

New York	Code	Quota	Matched
Anesthesiology	1495040C0	24	24

Anesthesiology/Apgar Research	1495040C1	2	2
Dermatology	1495080A0	3	3
Family Medicine	1495120C0	6	6
Internal Medicine	1495140C0	44	44
Neurological Surgery	1495160C0	3	3
Neurology	1495180C0	10	10
Child Neurology	1495185C0	2	2
Obstetrics-Gynecology	1495220C0	6	6
Orthopaedic Surgery	1495260C0	5	5
Ortho Surgery/Research COR 6 yr	1495260C2	1	1
Pathology	1495300C0	7	7
Pediatrics	1495320C0	25	25
Pediatrics/Physician Scientist	1495320C2	1	1
Psychiatry	1495400C0	12	12
Interventional Radiology (Integ)	1495416A0	2	2
Radiology-Diagnostic	1495420A0	6	6
Radiation Oncology	1495430A0	2	2
General Surgery	1495440C0	7	7
Surg-Prelim/Oral Surgery	1495440P0	2	2
Surgery-Preliminary	1495440P2	4	4
Thoracic Surgery	1495461C0	2	2

NYP Hosp-Weill Cornell Med Ctr-NY

New York	Code	Quota	Matched
Anesthesiology	1492040C0	19	19
Anesth/Research Scholars	1492040C1	1	1
Anesthesiology	1492040R0	2	2
Dermatology	1492080A0	5	5
Internal Medicine	1492140C0	35	35
Internal Med/Research	1492140C1	5	5
Medicine-Primary	1492140M0	4	4
Neurological Surgery	1492160C0	2	2
Neurology	1492180C0	9	9
Child Neurology	1492185C0	0	0
Obstetrics-Gynecology	1492220C0	6	6
Ob-Gyn/Preliminary	1492220P0	1	1
Pathology	1492300C0	10	10
Pediatrics	1492320C0	20	20
Pediatrics/Gen Phys Sci Path	1492320C1	1	1
Plastic Surgery (Integrated)	1492362C0	2	2
Psych/Payne Whitney	1492400C0	10	10
Interventional Radiology (Integ)	1492416C0	3	3
Radiology-Diagnostic	1492420A0	7	7
General Surgery	1492440C0	8	8
Surgery-Preliminary	1492440P0	5	4

NYU Grossman Long Island SOM-NY

Mineola	Code	Quota	Matched
Emergency Medicine	1455110C0	6	6
Internal Medicine	1455140C0	20	20
Internal Medicine/LISOM Trk	1455140C1	2	2
Medicine-Preliminary	1455140P0	16	16
Neurology	1455180A0	3	3
Obstetrics-Gynecology	1455220C0	5	5
Obstetrics-Gynecology/LISOM Trk	1455220C1	1	1
Orthopaedic Surgery	1455260C0	3	3
Pathology	1455300C0	3	3
Pediatrics	1455320C0	10	10
Pediatrics/LISOM Trk	1455320C1	2	2
General Surgery	1455440C0	3	3
General Surgery/LISOM Trk	1455440C1	2	2
Surgery-Preliminary	1455440P0	5	2

NYU Grossman School Of Medicine-NY

New York	Code	Quota	Matched
Anesthesiology/NYU Man	2978040A0	22	22

NRMP Program Results 2024 Main Residency Match®

NYU Grossman School Of Medicine-NY (Continued)

Anesthesiology/NYU Bkln	2978040A1	7	7
Anesthesiology/NYU LI	2978040A3	3	3
Anesthesiology	2978040R0	4	4
Anesthesiology/LI	2978040R1	3	3
Dermatology	2978080A0	6	6
Dermatology/3-yr MD Path	2978080A2	2	2
Emergency Medicine	2978110C0	17	17
Emergency Med/3-yr MD Path	2978110C1	1	1
Internal Medicine	2978140C0	26	26
Int Med/Clin Invest Track	2978140C2	9	9
Int Med/NYU-Tisch-Kimmel	2978140C3	7	7
Int Med/3-yr MD Path Clin Invest	2978140C5	1	1
Int Med/3-yr MD Path Tisch-Kimme	2978140C6	3	3
Internal Medicine/NYU Bkln	2978140C7	10	10
Medicine-Primary/NYU Man	2978140M0	8	8
Med-Prelim/NYU Man	2978140P0	1	1
Med-Prelim/Neurology NYU Man	2978140P1	11	11
Med-Prelim/Anesthesia NYU Man	2978140P2	3	3
Med-Prelim/NYU Bkln	2978140P3	2	2
Med-Prelim/Neurology NYU Bkln	2978140P4	4	4
Med-Prelim/Anesthesia NYU Bkln	2978140P5	4	4
Med-Prelim/3-yr MD Path Man	2978140P6	4	4
Neurological Surgery	2978160C0	3	3
Neuro Surgery/3-yr MD Path	2978160C1	0	0
Neurology/NYU Man	2978180A0	12	12
Neurology/NYU Bkln	2978180A1	5	5
Child Neurology	2978185C0	3	3
Obstetrics-Gynecology	2978220C0	9	9
Ob-Gyn/3-yr MD Path	2978220C1	1	1
Orthopaedic Surgery	2978260C0	11	11
Ortho Surgery/3-yr MD Path	2978260C1	3	3
Otolaryngology	2978280C0	4	4
Pathology	2978300C0	6	6
Pathology/3-yr MD Path	2978300C2	1	1
Pathology/Phys Scientist	2978300C3	0	0
Pediatrics	2978320C0	19	19
Pediatrics/3-yr MD Path	2978320C1	0	0
Phys Medicine & Rehab	2978340A0	12	12
Plastic Surgery (Integrated)	2978362C0	3	3
Plastic Surg (Integ)/3-yr MD Path	2978362C1	1	1
Psychiatry	2978400C0	12	12
Psychiatry/Research/MDPhD	2978400C1	2	2
Psychiatry/Child/Research	2978400C2	1	0
Psychiatry/3yr MD	2978400C3	1	1
Interventional Radiology (Integ)	2978416A0	3	3
Radiology-Diagnostic	2978420A0	8	8
Radiology-Diag/3-Yr MD Path	2978420A1	2	2
Radiation Oncology	2978430A0	3	3
General Surgery/NYU Man	2978440C0	7	7
General Surgery/NYU Bkln	2978440C1	3	2
Gen Surgery/3-yr MD Path Man	2978440C2	1	1
Surg-Prelim/NYU Man	2978440P0	4	4
Surg-Prelim/Int Radiology	2978440P2	2	2
Vascular Surgery	2978451C0	1	1
Thoracic Surgery	2978461C0	2	2
Psychiatry-Neurology	2978755C0	1	1

Nassau Univ Med Ctr-NY

East Meadow	Code	Quota	Matched
Emergency Medicine	1448110C0	6	2
Internal Medicine	1448140C0	25	25
Medicine-Preliminary	1448140P0	5	1
Med-Prelim/Ophthalmology	1448140P1	4	4
Obstetrics-Gynecology	1448220C0	4	4

Ob-Gyn/Preliminary	1448220P0	1	1
Orthopaedic Surgery	1448260C0	3	3
Pediatrics	1448320C0	5	5
Phys Medicine & Rehab	1448340A0	4	4
Plastic Surgery (Integrated)	1448362C0	1	1
Psychiatry	1448400C0	8	8
Psychiatry/CAP 5 yr	1448400C1	3	3
Radiology-Diagnostic	1448420A0	4	4
General Surgery	1448440C0	3	3
Surgery-Preliminary	1448440P0	7	1
Transitional	1448999P0	10	10

New York Institute Technology COM

Old Westbury	Code	Quota	Matched
Family Medicine	2314120C0	7	5

New York-Presbyterian/Queens

Flushing	Code	Quota	Matched
Emergency Medicine	1822110C0	9	9
Internal Medicine	1822140C0	18	18
Medicine-Preliminary	1822140P0	6	6
General Surgery	1822440C0	5	5
Surgery-Preliminary	1822440P0	6	1

Niagara Falls Mem Med Ctr-NY

Niagara Falls	Code	Quota	Matched
Family Medicine	2205120C0	4	4

Nuvance Health-NY

Poughkeepsie	Code	Quota	Matched
Anesthesiology	2183040C0	6	6
Emergency Medicine	2183110C0	10	9
Family Medicine	2183120C0	8	8
Internal Medicine	2183140C0	25	25
Neurology	2183180C0	5	5
Psychiatry	2183400C0	8	8
General Surgery	2183440C0	3	3
Transitional	2183999P0	4	4

OBH Brookdale Univ Hosp Med Ctr-NY

Brooklyn	Code	Quota	Matched
Emergency Medicine	1419110C0	8	8
Psychiatry	1419400C0	7	5
General Surgery	1419440C0	3	3
Surgery-Preliminary	1419440P0	9	1

OBH Interfaith Med Ctr-NY

Brooklyn	Code	Quota	Matched
Psychiatry	1425400C0	9	9

OBH Kingsbrook Jewish Med Ctr-NY

Brooklyn	Code	Quota	Matched
Orthopaedic Surgery	1476260C0	2	1
Phys Medicine & Rehab	1476340A0	4	4

Our Lady Of Lourdes-NY

Binghamton	Code	Quota	Matched
Family Medicine	2185120C0	10	10
Internal Medicine	2185140C0	6	6

Richmond Univ Med Ctr-NY

Staten Island	Code	Quota	Matched
Internal Medicine	1514140C0	12	8
Medicine-Preliminary	1514140P0	14	3
Obstetrics-Gynecology	1514220C0	4	4

NRMP Program Results 2024 Main Residency Match®

Richmond Univ Med Ctr-NY (Continued)

Pediatrics	1514320C0	6	5
Psychiatry	1514400C0	6	6
Radiology-Diagnostic	1514420A0	2	2

Rochester Gen Hosp-NY

Rochester	Code	Quota	Matched
Family Medicine	1509120C0	5	5
Internal Medicine	1509140C0	24	24
Obstetrics-Gynecology	1509220C0	5	5
Psychiatry	1509400C0	4	4
Interventional Radiology (Integ)	1509416A0	3	1
Radiology-Diagnostic	1509420A0	5	5

Rochester Regional Health/Unity Hosp-NY

Rochester	Code	Quota	Matched
Internal Medicine	1510140C0	16	16

SUNY HSC Brooklyn-NY

Brooklyn	Code	Quota	Matched
Anesthesiology	1426040C0	13	13
Anesthesiology	1426040R0	4	4
Dermatology	1426080A0	7	7
Emergency Medicine	1426110C0	16	16
Family Medicine	1426120C0	6	6
Internal Medicine	1426140C0	42	42
Medicine-Primary	1426140M0	12	12
Medicine-Preliminary	1426140P0	10	10
Neurology	1426180C0	11	11
Child Neurology	1426185C0	2	2
Obstetrics-Gynecology	1426220C0	6	6
Orthopaedic Surgery	1426260C0	6	6
Otolaryngology	1426280C0	3	3
Pathology	1426300C0	4	4
Pediatrics	1426320C0	26	26
Phys Medicine & Rehab	1426340A0	6	6
Psychiatry	1426400C0	12	12
Radiology-Diagnostic	1426420A0	8	8
General Surgery	1426440C0	7	7
Surgery-Preliminary	1426440P0	12	4
Medicine-Emergency Med	1426705C0	3	3

SUNY Upstate Med University

Syracuse	Code	Quota	Matched
Anesthesiology	1516040C0	11	11
Emergency Medicine	1516110C0	11	11
Family Medicine	1516120C0	6	6
Family Med/Rural-Auburn	1516120C1	2	2
Internal Medicine	1516140C0	36	36
Medicine-Preliminary	1516140P0	17	17
Med-Prelim/Radiology	1516140P4	2	2
Med-Prelim/RadOnc	1516140P6	0	0
Neurological Surgery	1516160C0	1	1
Neurology	1516180C0	9	9
Neurology	1516180R0	1	1
Obstetrics-Gynecology	1516220C0	5	5
Orthopaedic Surgery	1516260C0	5	5
Otolaryngology	1516280C0	3	3
Pathology	1516300C0	3	3
Pediatrics	1516320C0	15	15
Phys Medicine & Rehab	1516340C0	6	6
Psychiatry	1516400C0	8	8
Psychiatry/Rural-Watertown	1516400C1	1	1
Psychiatry/Rural-BPC	1516400C11	2	1
Radiology-Diagnostic	1516420A0	7	7

Radiation Oncology	1516430A0	2	2
General Surgery	1516440C0	6	6
Surgery-Preliminary	1516440P0	6	1

Samaritan Med Ctr-NY

Watertown	Code	Quota	Matched
Family Medicine	2024120C0	2	2
Internal Medicine	2024140C0	2	2

South Brooklyn Health.-NY

Brooklyn	Code	Quota	Matched
Emergency Medicine	1422110C0	6	1
Internal Medicine	1422140C0	26	26
Obstetrics-Gynecology	1422220C0	3	3
Surgery-General	1422440C0	3	3
Transitional/Ophthalmology	1422999P1	8	8

St Barnabas Hosp-NY

Bronx	Code	Quota	Matched
Dermatology	3113080A0	1	1
Emergency Medicine/Osteopathic	3113110C0	15	11
Osteo Neuromusculo Med	3113275C0	4	0
Pediatrics	3113320C0	6	6
General Surgery	3113440C0	4	4

St Elizabeth Med Ctr-NY

Utica	Code	Quota	Matched
Family Medicine	3064120C0	10	10

St Johns Riverside Hospital-NY

Yonkers	Code	Quota	Matched
Emergency Medicine	1897110C0	10	9
Internal Medicine	1897140C0	9	8
Medicine-Preliminary	1897140P0	3	3

St Josephs Health-NY

Syracuse	Code	Quota	Matched
Family Medicine	1518120C0	14	14
Transitional	1518999P0	6	6

Stony Brook Teach Hosps-NY

Stony Brook	Code	Quota	Matched
Anesthesiology	2919040C0	13	13
Dermatology	2919080A0	3	3
Emergency Medicine	2919110C0	14	14
Emergency Medicine/3-yr MD Path	2919110C1	2	2
Family Medicine	2919120C0	7	7
Internal Medicine	2919140C0	31	31
Internal Med/Southampton	2919140C2	7	6
Internal Medicine/3-yr MD Path	2919140C3	1	1
Medicine-Primary	2919140M0	1	1
Neurological Surgery	2919160C0	1	1
Neurology	2919180C0	6	6
Child Neurology	2919185C0	1	1
Obstetrics-Gynecology	2919220C0	5	5
Orthopaedic Surgery	2919260C0	5	5
Otolaryngology	2919280C1	1	1
Pathology	2919300C0	4	4
Pediatrics	2919320C0	11	10
Pediatrics/3-yr MD Path	2919320C1	1	1
Phys Medicine & Rehab	2919340A0	3	3
Psychiatry	2919400C0	5	5
Psychiatry/Comb Adult/Child	2919400C2	2	2
Psychiatry/ELIH	2919400C3	5	5
Psychiatry/Research	2919400C5	1	1

NRMP Program Results 2024 Main Residency Match®

Stony Brook Teach Hosps-NY (Continued)

Radiology-Diagnostic	2919420A0	5	5
Radiology-Diagnostic/3-yr MD Path	2919420A2	1	1
Radiation Oncology	2919430A0	1	1
General Surgery/Combined	2919440C2	7	7
Surg-Prelim/Combined	2919440P3	8	5
Vascular Surgery	2919451C0	1	1
Medicine-Pediatrics	2919700C0	3	3
Transitional/Southampton	2919999P1	10	5
Transitional/Ophthalmology	2919999P2	3	3
Transitional/3-yr MD Path	2919999P3	1	1
Transitional/Radiology	2919999P4	1	1

U Rochester/Strong Memorial-NY

Rochester	Code	Quota	Matched
Anesthesiology	1511040C0	18	18
Anesthesiology	1511040R0	1	1
Dermatology	1511080A0	4	4
Dermatology	1511080R0	1	1
Emergency Medicine	1511110C0	14	13
Family Medicine/Urban	1511120C0	11	11
Family Med/Inner City	1511120C1	2	2
Internal Medicine	1511140C0	25	25
Int Med/Physician Scientist	1511140C1	2	2
Medicine-Primary	1511140M0	1	1
Medicine-Primary/Rural	1511140M1	0	0
Medicine-Preliminary	1511140P0	4	4
Neurological Surgery	1511160C0	2	2
Neurology	1511180C0	8	8
Child Neurology	1511185C0	3	3
Child Neurology	1511185R0	1	0
Obstetrics-Gynecology	1511220C0	8	8
Orthopaedic Surgery	1511260C0	7	7
Ortho Surgery/Research	1511260C1	1	1
Otolaryngology	1511280C0	3	3
Pathology	1511300C0	6	6
Pathology-Anatomic	1511300C1	1	1
Pathology-Clinical	1511300C2	0	0
Pediatrics	1511320C0	14	14
Phys Medicine & Rehab	1511340C0	5	5
Plastic Surgery (Integrated)	1511362C0	2	2
Psychiatry	1511400C0	6	6
Psychiatry/Child Psych	1511400C1	2	2
Interventional Radiology (Integ)	1511416A0	2	2
Radiology-Diagnostic	1511420A0	9	9
Radiation Oncology	1511430A0	2	2
Radiation Oncology	1511430R0	1	1
General Surgery	1511440C0	8	8
Surg-Prelim/Non-Designated	1511440P2	2	1
Vascular Surgery	1511451C0	1	1
Thoracic Surgery	1511461C0	1	1
Medicine-Pediatrics	1511700C0	8	8

UHS-Wilson Med Ctr-NY

Johnson City	Code	Quota	Matched
Family Medicine	1452120C0	9	7
Internal Medicine	1452140C0	14	14
Medicine-Preliminary	1452140P0	2	2
Psychiatry	1452400C0	8	8

UVM Health Network CVPH-NY

Plattsburgh	Code	Quota	Matched
Family Medicine	1813120C0	6	3

University at Buffalo SOM-NY

Buffalo	Code	Quota	Matched
Anesthesiology	3099040C0	12	12
Emergency Medicine	3099110C0	16	14
Fam Med/Buffalo General	3099120C0	4	4
Fam Med/Erie County	3099120C1	5	5
Fam Med/Millard Fillmore	3099120C2	5	5
Family Med/Olean	3099120C4	3	3
Family Medicine/Sisters	3099120C5	5	5
Internal Medicine	3099140C0	33	33
Internal Med/Sisters	3099140C5	13	13
Medicine-Preliminary	3099140P1	1	1
Med-Prelim/Sisters	3099140P4	2	2
Med-Prelim/Ophthalmology	3099140P6	3	3
Neurological Surgery	3099160C0	4	4
Neurology	3099180C0	6	6
Child Neurology	3099185C0	1	1
Obstetrics-Gynecology	3099220C0	9	9
Obstetrics-Gynecology/Sisters	3099220C1	4	4
Orthopaedic Surgery	3099260C0	5	5
Otolaryngology	3099280C0	2	2
Pathology	3099300C0	4	4
Pediatrics	3099320C0	16	16
Psychiatry	3099400C0	4	4
Combined Adult/Child Psych	3099400C1	3	3
Radiology-Diagnostic	3099420A0	4	4
Radiation Oncology	3099430A0	2	2
Radiation Oncology	3099430R0	1	1
General Surgery	3099440C0	9	9
Surgery-Preliminary	3099440P0	5	5
Vascular Surgery	3099451C0	1	1
Medicine-Pediatrics	3099700C0	4	4
Medicine-Preventive Med	3099751C0	1	1

Westchester Medical Ctr-NY

Valhalla	Code	Quota	Matched
Anesthesiology	2157040C0	13	13
Internal Medicine	2157140C0	19	19
Internal Medicine/Shabbos	2157140C1	2	2
Neurological Surgery	2157160C0	2	2
Neurology	2157180C0	6	6
Neurology	2157180R0	3	3
Obstetrics-Gynecology	2157220C0	4	4
Ob-Gyn/Preliminary	2157220P0	1	1
Orthopaedic Surgery	2157260C0	3	3
Otolaryngology	2157280C0	1	1
Pathology	2157300C0	2	2
Pathology/Shabbos	2157300C1	1	1
Pediatrics	2157320C0	20	18
Pediatrics-Preliminary/1 yr	2157320P1	2	0
Peds-Prelim/BCH Child Neurology	2157320P2	1	1
Phys Medicine & Rehab	2157340C0	4	4
Psychiatry	2157400C0	10	10
Psychiatry/Shabbos	2157400C1	0	0
Radiology-Diagnostic	2157420A0	4	4
Radiology-Diagnostic/Shabbos	2157420A1	1	1
General Surgery	2157440C0	2	2
General Surgery/Research	2157440C1	2	2
Surgery-Preliminary	2157440P0	5	3

Woodhull Med Ctr-NY

Brooklyn	Code	Quota	Matched
Internal Medicine	3116140C1	22	22

NRMP Program Results 2024 Main Residency Match®

Wyckoff Heights Med Ctr-NY

Brooklyn	Code	Quota	Matched
Emergency Medicine	1435110C0	6	4
Internal Medicine	1435140C0	24	24
Obstetrics-Gynecology	1435220C0	2	2
Pediatrics	1435320C0	3	3
General Surgery	1435440C0	3	3

Zucker SOM Northern Westchester Med Ctr-NY

Mount Kisco	Code	Quota	Matched
Internal Medicine	2380140C0	8	8
Medicine-Preliminary	2380140P0	8	8

Zucker SOM-Northwell Cohen Childrens-NY

New Hyde Park	Code	Quota	Matched
Child Neurology	1861185C0	2	2
Pediatrics	1861320C0	31	31
Pediatrics-Preliminary	1861320P0	2	2

Zucker SOM-Northwell Forest Hills Hosp-NY

Forest Hills	Code	Quota	Matched
Internal Medicine	2062140C0	12	12
Medicine-Preliminary	2062140P0	2	2

Zucker SOM-Northwell Glen Cove Hosp-NY

Glen Cove	Code	Quota	Matched
Family Medicine	1446120C0	7	7

Zucker SOM-Northwell Huntington Hosp-NY

Huntington	Code	Quota	Matched
Orthopaedic Surgery	2319260C0	6	6

Zucker SOM-Northwell Lenox Hill Hosp-NY

New York	Code	Quota	Matched
Internal Medicine	1483140C0	22	22
Medicine-Primary	1483140M0	3	3
Medicine-Preliminary	1483140P0	15	15
Med-Prelim/Neurology	1483140P1	1	1
Obstetrics-Gynecology	1483220C0	4	4
Orthopaedic Surgery	1483260C0	2	2
Pathology	1483300C0	1	1
Radiology-Diagnostic	1483420A0	4	4
General Surgery	1483440C0	4	4
Surgery-Preliminary	1483440P0	3	2
Vascular Surgery	1483451C0	1	1

Zucker SOM-Northwell Mather Hosp-NY

Port Jefferson	Code	Quota	Matched
Internal Medicine	2187140C0	18	18
Psychiatry	2187400C0	6	6
Interventional Radiology (Integ)	2187416A0	1	1
Radiology-Diagnostic	2187420A0	3	3
Transitional	2187999P0	8	8
Trans/Radiology Mather	2187999P1	0	0
Trans/Int Radiology Mather	2187999P2	1	1
Trans/Neurology NS/LIJ	2187999P3	2	2

Zucker SOM-Northwell NS/LIJ-NY

New Hyde Park	Code	Quota	Matched
Anesthesiology	1700040C0	6	6
Dermatology	1700080A0	5	5
Emergency Medicine	1700110C2	23	23
Internal Medicine	1700140C0	36	36
Medicine-Preliminary	1700140P0	19	19

Neurological Surgery	1700160C0	2	2
Neurology	1700180A0	9	9
Neurology	1700180R0	2	2
Obstetrics-Gynecology	1700220C0	10	10
Ob-Gyn/Preliminary	1700220P0	2	2
Orthopaedic Surgery	1700260C0	4	4
Otolaryngology	1700280C0	2	2
Pathology	1700300C0	4	4
Phys Medicine & Rehab	1700340A0	4	4
Plastic Surgery (Integrated)	1700362C0	2	2
Interventional Radiology (Integ)	1700416A0	2	2
Radiology-Diagnostic	1700420A0	10	10
Radiation Oncology	1700430A0	2	2
General Surgery	1700440C0	8	8
Surgery-Preliminary	1700440P0	12	3
Vascular Surgery	1700451C1	1	1
Thoracic Surgery	1700461C0	1	1
Medicine-Emergency Med	1700705C0	2	2

Zucker SOM-Northwell Peconic Bay-NY

Riverhead	Code	Quota	Matched
Family Medicine	2200120C0	5	5
Transitional	2200999P0	12	12

Zucker SOM-Northwell Phelps Hosp-NY

Sleepy Holllow	Code	Quota	Matched
Family Medicine	1453120C0	8	8

Zucker SOM-Northwell Plainview Hosp-NY

Plainview	Code	Quota	Matched
Family Medicine	1938120C0	10	10
Transitional	1938999P0	10	10

Zucker SOM-Northwell South Shore-NY

Bay Shore	Code	Quota	Matched
Anesthesiology	1417040A0	6	6
Anesthesiology	1417040R0	6	6
Emergency Medicine	1417110C0	6	3
Internal Medicine	1417140C0	6	6
Obstetrics-Gynecology	1417220C0	4	4
Ob-Gyn/Preliminary	1417220P0	1	1
General Surgery	1417440C0	3	3
Surgery-Preliminary	1417440P0	5	0
Transitional	1417999P0	10	10
Transitional/Neurology	1417999P1	0	0

Zucker SOM-Northwell Staten Island Univ-NY

Staten Island	Code	Quota	Matched
Emergency Medicine	1515110C0	10	10
Internal Medicine	1515140C0	34	34
Internal Medicine/Shabbos CAT	1515140C1	1	1
Medicine-Preliminary	1515140P0	15	15
Med-Prelim/Neurology	1515140P1	3	3
Med-Prelim/Radiology	1515140P2	2	2
Med-Prelim/Shabbos	1515140P3	3	3
Neurology	1515180A0	6	6
Obstetrics-Gynecology	1515220C0	4	4
Pathology	1515300C0	3	3
Pediatrics	1515320C0	8	8
Psychiatry	1515400C0	4	4
Radiology-Diagnostic	1515420A0	4	4
General Surgery	1515440C0	3	3
Surgery-Preliminary	1515440P0	6	5

NRMP Program Results 2024 Main Residency Match®

Zucker SOM-Northwell Zucker Hillside-NY

Glen Oaks	Code	Quota	Matched
Psychiatry	1860400C0	11	11
Psychiatry/Research	1860400C1	2	2

NORTH CAROLINA

Atrium Health Cabarrus-NC

Concord	Code	Quota	Matched
Family Med/Cabarrus	1231120C0	8	8

Campbell University-NC

Lillington	Code	Quota	Matched
Dermatology/Sampson RMC	2128080A0	2	2
Emergency Medicine/Cape Fear	2128110C0	13	9
Emergency Med/Southeastern Hlth	2128110C1	8	3
Family Medicine/Harnett Health	2128120C0	4	4
Family Medicine/Sampson RMC	2128120C1	4	2
Family Medicine/Southeastern Hlth	2128120C2	8	8
Family Medicine/Conway MC	2128120C3	8	8
Internal Medicine/Cape Fear	2128140C0	24	24
Internal Medicine/Southeastern Hlth	2128140C1	13	9
Internal Medicine/Harnett Health	2128140C2	8	8
Obstetrics-Gynecology/Cape Fear	2128220C0	4	4
Psychiatry/Cape Fear	2128400C0	9	8
General Surgery/Cape Fear	2128440C0	6	6
Transitional/Cape Fear	2128999P0	21	6
Transitional/Harnett Health	2128999P1	13	4
Transitional/Sampson RMC	2128999P2	2	2
Trans/Sampson RMC Dermatology	2128999P3	2	2
Transitional/Conway MC	2128999P4	15	4

Carolinas Med Ctr-NC

Charlotte	Code	Quota	Matched
Emergency Medicine	1527110C0	14	14
Family Med/Elizabeth/Traditional	1527120C0	6	6
Family Med/Biddle Point/Urban	1527120C1	3	3
Family Med/Union/Apprenticeship	1527120C2	3	0
Internal Medicine	1527140C0	16	16
Medicine-Preliminary	1527140P0	6	6
Med-Prelim/PM&R	1527140P1	2	2
Neurological Surgery	1527160C0	1	1
Obstetrics-Gynecology	1527220C0	6	6
Orthopaedic Surgery	1527260C0	5	5
Pediatrics	1527320C0	16	16
Phys Medicine & Rehab	1527340A0	5	5
Psychiatry	1527400C0	6	6
General Surgery	1527440C0	6	6
Surgery-Preliminary	1527440P0	1	1

Cone Health-NC

Greensboro	Code	Quota	Matched
Family Medicine	1943120C0	7	7
Family Medicine/FIRST	1943120C1	1	1
Internal Medicine	1943140C0	6	6
Medicine-Preliminary	1943140P0	6	6
Psychiatry	1943400C0	4	4

Duke Univ Med Ctr-NC

Durham	Code	Quota	Matched
Anesthesiology	1529040C0	15	15
Anesthesiology/ACES 60 months	1529040C1	0	0
Dermatology	1529080A0	4	4
Dermatology/Diversity	1529080A2	1	1
Dermatology/Research	1529080A3	0	0

Emergency Medicine	1529110C0	12	12
Family Medicine	1529120C0	6	6
Family Medicine/Rural	1529120C1	2	1
Internal Medicine	1529140C0	45	45
Internal Medicine/PSTP	1529140C1	1	1
Medicine-Preliminary	1529140P0	4	4
Med-Prelim/Neurology	1529140P1	7	7
Neurological Surgery	1529160C0	3	3
Neurology	1529180A0	7	7
Neurology	1529180R0	1	1
Child Neurology	1529185C0	2	2
Child Neurology	1529185R0	1	0
Obstetrics-Gynecology	1529220C0	9	9
Orthopaedic Surgery	1529260C0	8	8
Otolaryngology	1529280C0	3	3
Otolaryngology/Research	1529280C1	1	1
Pathology	1529300C0	6	6
Pediatrics	1529320C0	14	14
Pediatrics/Research Scholars	1529320C1	2	2
Plastic Surgery (Integrated)	1529362C0	3	3
Psychiatry	1529400C0	10	10
Psychiatry/Research	1529400C3	2	2
Interventional Radiology (Integ)	1529416A0	3	3
Radiology-Diagnostic	1529420A0	10	10
Radiation Oncology	1529430A0	4	4
General Surgery	1529440C0	7	7
Surgery-Preliminary	1529440P0	3	2
Surg-Prelim/Int Radiology	1529440P4	3	2
Vascular Surgery	1529451C0	1	1
Thoracic Surgery	1529461C0	1	1
Medicine-Pediatrics	1529700C0	6	6
Medicine-Psychiatry	1529715C0	2	2

ECU Health Med Ctr-NC

Greenville	Code	Quota	Matched
Emergency Medicine	3057110C0	12	12
Family Medicine	3057120C0	12	10
Family Medicine/Rural-Ahoskie	3057120C1	3	3
Family Medicine/Rural-Duplin	3057120C2	3	3
Fam Med/Rural-Roanoke Rapids	3057120C3	3	3
Internal Medicine	3057140C0	19	19
Medicine-Preliminary	3057140P0	3	1
Obstetrics-Gynecology	3057220C0	5	5
Pathology	3057300C0	3	3
Pediatrics	3057320C0	10	7
Phys Medicine & Rehab	3057340C0	5	5
Psychiatry	3057400C0	9	9
General Surgery	3057440C0	5	5
Surgery-Preliminary	3057440P0	4	0
Medicine-Pediatrics	3057700C0	6	6
Medicine-Emergency Med	3057705C0	2	2
Medicine-Psychiatry	3057715C0	2	2

Mountain AHEC-NC

Asheville	Code	Quota	Matched
Family Medicine/Asheville	3023120C0	12	7
Family Med/Hendersonville	3023120C1	6	6
Family Medicine/Boone	3023120C2	6	4
Internal Medicine	3023140C0	17	17
Internal Medicine/Rural	3023140C1	1	1
Obstetrics-Gynecology	3023220C0	5	5
Psychiatry	3023400C0	6	6
General Surgery	3023440C0	5	5
Transitional	3023999P0	13	11

NRMP Program Results 2024 Main Residency Match®

New Hanover Reg Med Ctr-NC

Wilmington	Code	Quota	Matched
Family Medicine	1534120C0	4	3
Family Medicine/Rural	1534120C1	2	0
Family Medicine/FIRST	1534120C2	2	2
Internal Medicine	1534140C0	7	7
Medicine-Preliminary	1534140P0	2	2
Obstetrics-Gynecology	1534220C0	4	4
Ob-Gyn/Preliminary	1534220P1	1	0
Psychiatry	1534400C0	4	4
General Surgery	1534440C0	5	5
Surgery-Preliminary	1534440P0	1	1

Novant Health-NC

Cornelius	Code	Quota	Matched
Family Medicine	1891120C0	6	6

Southern Regional AHEC-NC

Fayetteville	Code	Quota	Matched
Family Medicine	3046120C0	8	1

U North Carolina Hospitals

Chapel Hill	Code	Quota	Matched
Anesthesiology	1900040C0	14	14
Anesthesiology	1900040R0	2	2
Dermatology	1900080A0	6	6
Emergency Medicine	1900110C0	12	12
Emergency Med/Military	1900110C1	1	0
Family Medicine	1900120C0	7	7
Family Medicine/FQHC	1900120C1	6	6
Family Medicine/FIRST	1900120C2	1	1
Internal Medicine	1900140C0	28	28
Internal Med/Research	1900140C1	2	2
Medicine-Preliminary	1900140P0	9	9
Neurological Surgery	1900160C0	2	2
Neurology	1900180C0	7	7
Child Neurology	1900185C0	2	2
Obstetrics-Gynecology	1900220C0	7	7
Orthopaedic Surgery	1900260C0	4	4
Ortho Surgery/Research 6 yr	1900260C1	1	1
Otolaryngology	1900280C0	4	4
Pathology	1900300C0	5	5
Pediatrics	1900320C0	16	16
Pediatrics/Physician Scientist	1900320C2	1	1
Pediatrics-Primary	1900320M0	4	4
Pediatrics-Preliminary	1900320P0	1	1
Phys Medicine & Rehab	1900340C0	4	4
Plastic Surgery (Integrated)	1900362C0	2	2
Psychiatry	1900400C0	18	18
Psychiatry/PSTP	1900400C2	0	0
Interventional Radiology (Integ)	1900416A0	3	3
Radiology-Diagnostic	1900420A0	9	9
Radiation Oncology	1900430A0	2	2
General Surgery	1900440C0	7	7
Surgery-Preliminary	1900440P0	7	3
Vascular Surgery	1900451C0	1	1
Thoracic Surgery	1900461C0	1	1
Medicine-Pediatrics	1900700C0	6	6
Pediatrics/Medical Genetics	1900765C0	1	1

UNC Health Blue Ridge-NC

Morganton	Code	Quota	Matched
Internal Medicine	1914140C0	9	9

Wake Forest Baptist Med Ctr-NC

Winston Salem	Code	Quota	Matched
Anesthesiology	1537040C0	14	14
Dermatology	1537080A0	4	4
Emergency Medicine	1537110C0	15	15
Family Medicine	1537120C0	10	10
Internal Medicine	1537140C0	32	32
Medicine-Primary	1537140M0	2	2
Medicine-Preliminary	1537140P0	3	3
Neurological Surgery	1537160C0	2	2
Neurology	1537180C0	6	6
Child Neurology	1537185C0	2	2
Obstetrics-Gynecology	1537220C0	6	6
Orthopaedic Surgery	1537260C0	5	5
Otolaryngology	1537280C0	3	3
Pathology	1537300C0	5	5
Pediatrics	1537320C0	14	6
Plastic Surgery (Integrated)	1537362C0	3	3
Psychiatry	1537400C0	9	9
Interventional Radiology (Integ)	1537416C0	2	2
Radiology-Diagnostic	1537420A0	9	9
Radiation Oncology	1537430A0	1	0
Radiation Oncology	1537430R0	1	1
General Surgery	1537440C0	7	7
Vascular Surgery	1537451C0	1	1

WakeMed Health and Hospitals-NC

Raleigh	Code	Quota	Matched
Internal Medicine	2275140C0	5	5

Womack Army Med Ctr-NC

Fort Bragg	Code	Quota	Matched
Orthopaedic Surgery	2376260C0	2	2

NORTH DAKOTA

Altru Health System-ND

Grand Forks	Code	Quota	Matched
Family Med/Grand Forks	1100120C0	8	6

U North Dakota SOM

Grand Forks	Code	Quota	Matched
Family Med/Bismarck	1539120C1	5	5
Family Medicine/Minot	1539120C2	6	6
Family Medicine/Hettinger	1539120C3	2	1
Family Medicine/Rural Williston	1539120C4	2	2
Family Medicine/Fargo	1539120C5	6	6
Internal Medicine	1539140C0	7	7
Neurology	1539180C0	3	3
Orthopaedic Surgery	1539260C0	3	3
Pediatrics	1539320C0	4	4
Psychiatry	1539400C0	6	6
General Surgery	1539440C0	3	3
General Surgery/Rural	1539440C1	2	2
Surgery-Preliminary	1539440P0	3	2
Transitional	1539999P0	5	5

OHIO

Adena Health System-OH

Chillicothe	Code	Quota	Matched
Family Medicine	2127120C0	5	3
Internal Medicine	2127140C0	7	2
Psychiatry	2127400C0	3	3

NRMP Program Results 2024 Main Residency Match®

Akron Gen Med Ctr/NEOMED-OH

Akron	Code	Quota	Matched
Emergency Medicine	1542110C0	11	11
Family Medicine	1542120C0	4	4
Internal Medicine	1542140C0	12	12
Medicine-Preliminary	1542140P0	3	2
Obstetrics-Gynecology	1542220C0	5	5
Orthopaedic Surgery	1542260C0	3	3
Psychiatry	1542400C0	4	3
General Surgery	1542440C0	4	4

Aultman Hospital/NEOMED-OH

Canton	Code	Quota	Matched
Emergency Medicine	1544110C0	6	4
Family Medicine	1544120C0	7	7
Obstetrics-Gynecology	1544220C0	5	5
Orthopaedic Surgery	1544260C0	2	2
Radiology-Diagnostic	1544420A0	4	4

Bethesda Hospital-OH

Cincinnati	Code	Quota	Matched
Family Medicine	2689120C0	7	7

Canton Med Ed Fdn/NEOMED-OH

Canton	Code	Quota	Matched
Internal Medicine	2009140C0	13	13

Case Western/Univ Hosps Cleveland Med Ctr-OH

Cleveland	Code	Quota	Matched
Anesthesiology	1552040C0	12	12
Anes/CCM-Periop Leadership	1552040C1	1	1
Dermatology	1552080A0	6	6
Emergency Medicine	1552110C0	12	12
Internal Medicine	1552140C0	31	31
Int Med/International Health	1552140C1	1	1
Int Med/Harrington Phys-Sci Path	1552140C2	2	2
Int Med/Ctr of Outpatient Ed	1552140C5	6	6
Int Med/International Scholar	1552140C6	2	2
Int Med/Leadership in Med Ed	1552140C8	2	2
Medicine-Preliminary	1552140P0	6	6
Med-Prelim/Intl Scholar	1552140P2	1	1
Med-Prelim/Ophthalmology	1552140P3	6	6
Neurological Surgery	1552160C0	2	2
Neurology	1552180C0	10	10
Neurology/Funded	1552180C1	2	2
Child Neurology	1552185C0	1	1
Obstetrics-Gynecology	1552220C0	6	6
Orthopaedic Surgery	1552260C0	7	7
Ortho Surgery/Research	1552260C2	1	1
Otolaryngology	1552280C0	4	4
Pathology	1552300C0	6	6
Pathology/AP Research	1552300C2	0	0
Pathology/CP Research	1552300C3	0	0
Pediatrics	1552320C0	27	27
Psychiatry	1552400C0	9	9
Interventional Radiology (Integ)	1552416C0	1	1
Radiology-Diagnostic	1552420A0	8	8
Radiology-Diagnostic	1552420R0	1	1
Radiation Oncology	1552430A0	2	2
General Surgery	1552440C0	6	6
Surgery-Preliminary	1552440P0	10	6
Vascular Surgery	1552451C0	1	1
Medicine-Pediatrics	1552700C0	4	4
Pediatrics-Medical Genetics	1552765C0	1	1

Medicine-Medical Genetics 1552766C0 1 1

Childrens Hospital-NEOMED-OH

Akron	Code	Quota	Matched
Pediatrics	1895320C0	26	15

Christ Hospital-OH

Cincinnati	Code	Quota	Matched
Family Medicine	1547120C0	7	7
Internal Medicine	1547140C0	9	9
Medicine-Preliminary	1547140P0	11	6

Cincinnati Childrens Hosp Med Ctr-OH

Cincinnati	Code	Quota	Matched
Child Neurology	1808185C0	6	6
Pediatrics	1808320C0	41	41
Peds/Psych/Child Psych	1808730C0	4	4
Pediatrics-Medical Genetics	1808765C0	3	1

Cleveland Clinic Fdn-OH

Cleveland	Code	Quota	Matched
Anesthesiology	1968040C0	24	24
Anesthesiology/South Pointe	1968040C1	3	3
Dermatology	1968080C0	4	4
Family Medicine	1968120C0	5	5
Internal Medicine	1968140C0	46	46
Internal Med/Clin Ed	1968140C1	3	3
Internal Med/VA	1968140C2	6	6
Internal Med/South Pointe	1968140C3	4	4
Internal Med/Fairview	1968140C4	12	12
Med-Prelim/Fairview	1968140P2	2	2
Neurological Surgery	1968160C0	3	3
Neurology	1968180C0	12	12
Child Neurology	1968185C0	2	2
Obstetrics-Gynecology	1968220C0	7	7
Orthopaedic Surgery	1968260C1	6	6
Ortho Surgery/South Pointe	1968260C2	3	3
Otolaryngology	1968280C0	4	4
Pathology	1968300C0	7	7
Pediatrics	1968320C0	14	14
Phys Medicine & Rehab	1968340A0	2	2
Plastic Surgery (Integrated)	1968362C0	3	3
Plastic Surg (Integ)/South Pointe	1968362C1	1	1
Psychiatry	1968400C0	8	8
Interventional Radiology (Integ)	1968416A0	2	2
Radiology-Diagnostic	1968420A0	10	10
Radiology-Diagnostic	1968420R0	2	2
Radiation Oncology	1968430A0	2	2
General Surgery	1968440C0	10	10
General Surgery/South Pointe	1968440C1	2	2
Surgery-Preliminary	1968440P0	10	10
Surg-Prelim/Int Radiology	1968440P3	1	1
Vascular Surgery	1968451C0	3	3
Thoracic Surgery	1968461C0	3	3

East Liverpool City Hosp-OH

East Liverpool	Code	Quota	Matched
Family Medicine	2199120C0	4	4
Internal Medicine	2199140C0	5	4

Fairfield Med Ctr-OH

Lancaster	Code	Quota	Matched
Family Medicine/Osteopathic	2208120C0	5	1
Internal Medicine	2208140C0	4	2

NRMP Program Results 2024 Main Residency Match®

Firelands Regional Med Ctr-OH

	Code	Quota	Matched
Sandusky			
Family Medicine	1984120C0	4	1
Transitional	1984999P0	4	4

Good Samaritan Hosp-Cinn-OH

	Code	Quota	Matched
Cincinnati			
Internal Medicine	1550140C0	10	10
Ob-Gyn/GSH Bethesda	1550220C0	8	8
General Surgery	1550440C0	4	4
Surgery-Preliminary	1550440P0	1	1
Vascular Surgery	1550451C0	1	1

Jewish Hospital-OH

	Code	Quota	Matched
Cincinnati			
Internal Medicine	1551140C0	12	12
Medicine-Preliminary	1551140P0	7	3
Surgery-Preliminary	1551440P0	2	2

Kettering Health Network-OH

	Code	Quota	Matched
Kettering			
Anesthesiology/Grandview	1576040C0	3	3
Emergency Med/Grandview	1576110C0	6	5
Family Medicine/Soin	1576120C0	8	8
Family Med/Grandview	1576120C1	5	5
Family Med/Soin Rural	1576120C2	2	2
Internal Medicine/Kettering	1576140C0	11	11
Internal Med/Grandview	1576140C1	6	6
Neurology/Grandview	1576180C0	3	3
Ob-Gyn/Grandview	1576220C0	3	3
Ortho Surgery/Grandview	1576260C0	4	4
Otolaryngology/Grandview	1576280C0	1	1
Radiology-Diag/Grandview	1576420A0	2	2
General Surgery/Grandview	1576440C0	3	3
Transitional/Kettering	1576999P0	10	10
Transitional/Soin	1576999P1	5	5
Trans/Soin/Ophthalmology	1576999P2	1	1
Trans/Kettering/Ophthalmology	1576999P3	1	1

Memorial Health System-OH

	Code	Quota	Matched
Marietta			
Emergency Medicine	1954110C0	6	5
Family Medicine	1954120C0	4	3

Mercy Health-Anderson Hosp-OH

	Code	Quota	Matched
Cincinnati			
Family Medicine	2302120C0	8	4

Mercy Health-St Ritas Med Ctr-OH

	Code	Quota	Matched
Lima			
Emergency Medicine	2203110C0	6	6
Family Medicine	2203120C0	6	6
Internal Medicine	2203140C0	12	12

Mercy St Vincent Med Ctr-OH

	Code	Quota	Matched
Toledo			
Emergency Medicine	1580110C0	11	11
Family Medicine	1580120C0	6	6
Family Medicine/St Lukes	1580120C1	6	3
Internal Medicine	1580140C0	12	12
Neurology	1580180A0	4	4
Obstetrics-Gynecology	1580220C0	4	4
Orthopaedic Surgery	1580260C0	3	3
Pediatrics	1580320C0	4	4

General Surgery	1580440C0	3	3
Transitional	1580999P0	4	4
Transitional/Neurology	1580999P1	4	4

Mount Carmel Health System-OH

	Code	Quota	Matched
Grove City			
Family Medicine	1565120C0	7	3
Internal Medicine	1565140C0	9	1
Orthopaedic Surgery	1565260C0	2	2
General Surgery	1565440C0	3	3
Surgery-Preliminary	1565440P0	2	0

Nationwide Childrens Hosp-OH

	Code	Quota	Matched
Columbus			
Child Neurology	1351185C0	5	5
Child Neurology/Research	1351185C1	0	0
Pediatrics	1351320C0	36	36
Pediatrics/Research	1351320C2	2	2
Pediatrics-Primary	1351320M0	4	4
Pediatrics-Medical Genetics	1351765C0	0	0

Ohio State University Med Ctr

	Code	Quota	Matched
Columbus			
Anest/Clinical Base Year	1566040C0	20	20
Anesthesiology	1566040R1	6	6
Dermatology	1566080A0	2	2
Dermatology	1566080C0	2	2
Emergency Medicine	1566110C0	16	16
Family Med/Rardin FPC	1566120C0	9	9
Internal Medicine	1566140C0	24	24
Internal Medicine/Research	1566140C1	5	5
Internal Med/Intl Scholars	1566140C4	2	2
Medicine-Primary	1566140M0	4	4
Medicine-Primary/Geriatrics	1566140M1	0	0
Medicine-Preliminary	1566140P0	6	6
Neurological Surgery	1566160C0	4	4
Neurology	1566180C0	8	8
Obstetrics-Gynecology	1566220C0	11	11
Orthopaedic Surgery	1566260C0	6	6
Otolaryngology	1566280C0	5	5
Pathology	1566300C0	4	4
Phys Medicine & Rehab	1566340A0	4	4
Phys Medicine & Rehab	1566340C0	2	2
Plastic Surgery (Integrated)	1566362C0	4	4
Psychiatry	1566400C0	16	16
Psychiatry/Research	1566400C1	0	0
Interventional Radiology (Integ)	1566416A0	2	2
Radiology-Diagnostic	1566420A0	11	11
Radiation Oncology	1566430A0	2	2
General Surgery	1566440C0	7	7
Surgery-Preliminary	1566440P0	5	3
Vascular Surgery	1566451C0	1	1
Thoracic Surgery	1566461C0	1	1
Medicine-Pediatrics	1566700C0	10	10
Medicine-Emergency Med	1566705C0	2	2

OhioHealth-Doctors Hosp

	Code	Quota	Matched
Columbus			
Anesthesiology	2122040C0	2	2
Emergency Medicine	2122110C0	8	8
Family Medicine/Osteopathic	2122120C0	6	6
Internal Medicine	2122140C0	8	5
Obstetrics-Gynecology	2122220C0	6	6
Orthopaedic Surgery	2122260C0	5	5
Otolaryngology	2122280C0	1	1
General Surgery	2122440C0	4	4

NRMP Program Results 2024 Main Residency Match®

OhioHealth-Dublin Methodist Hosp

Dublin	Code	Quota	Matched
Family Medicine	2100120C0	6	6

OhioHealth-Grant Med Ctr

Columbus	Code	Quota	Matched
Family Medicine	1564120C0	12	11

OhioHealth-Obleness Hosp

Athens	Code	Quota	Matched
Family Medicine	2221120C0	4	4

OhioHealth-Riverside Methodist

Columbus	Code	Quota	Matched
Dermatology	1567080C0	2	2
Family Medicine	1567120C0	6	6
Internal Medicine	1567140C0	18	13
Medicine-Preliminary	1567140P0	4	4
Obstetrics-Gynecology	1567220C0	6	6
Psychiatry	1567400C0	3	3
General Surgery	1567440C0	5	5
Surgery-Preliminary	1567440P0	4	1
Transitional	1567999P0	12	12

St Elizabeth Health Ctr-Boardman-OH

Boardman	Code	Quota	Matched
Emergency Medicine	1904110C0	9	9
Family Medicine	1904120C0	6	6
Otolaryngology	1904280C0	1	1

St Elizabeth Youngstown Hosp-OH

Youngstown	Code	Quota	Matched
Family Medicine	1584120C0	4	4
Internal Medicine	1584140C0	11	11
Orthopaedic Surgery	1584260C0	3	3
General Surgery	1584440C0	4	4
Transitional	1584999P0	4	2

Summa Health/NEOMED-OH

Akron	Code	Quota	Matched
Emergency Medicine	1541110C0	8	8
Family Medicine	1541120C0	7	6
Family Med/Barberton Campus	1541120C1	5	5
Internal Medicine	1541140C0	21	21
Medicine-Preliminary	1541140P0	3	1
Obstetrics-Gynecology	1541220C0	7	7
Orthopaedic Surgery	1541260C0	4	4
Pathology	1541300C0	2	2
Psychiatry	1541400C0	5	5
General Surgery	1541440C0	4	4
Transitional	1541999P0	10	10

The MetroHealth Sys/Case Western-OH

Cleveland	Code	Quota	Matched
Anesthesiology	1553040A0	4	4
Anesthesiology	1553040C0	4	4
Dermatology	1553080A0	2	2
Emergency Medicine	1553110C0	13	13
Family Medicine	1553120C0	9	9
Internal Medicine	1553140C0	21	21
Internal Med/Leadership in Med Ed	1553140C5	2	2
Med-Primary/Vulnerable Pop	1553140M1	2	2
Medicine-Preliminary	1553140P0	4	4
Med-Prelim/Anesthesiology	1553140P1	0	0

Med-Prelim/Radiology	1553140P2	2	2
Obstetrics-Gynecology	1553220C0	5	5
Pediatrics	1553320C0	8	8
Phys Medicine & Rehab	1553340C0	6	6
Psychiatry	1553400C0	8	8
Radiology-Diagnostic	1553420A0	5	5
General Surgery	1553440C0	3	3
Surgery-Preliminary	1553440P0	3	1
Medicine-Pediatrics	1553700C0	6	6

Trinity Health System-OH

Steubenville	Code	Quota	Matched
Emergency Medicine	2308110C0	8	8
Internal Medicine	2308140C0	10	10

U Cincinnati Med Ctr-OH

Cincinnati	Code	Quota	Matched
Anesthesiology	1548040C0	10	10
Dermatology	1548080A0	3	3
Emergency Medicine	1548110C0	14	14
Internal Medicine	1548140C0	31	31
Internal Med/Clinical Sci	1548140C1	2	2
Medicine-Preliminary	1548140P0	3	3
Med-Prelim/Ophthalmology	1548140P2	4	4
Neurological Surgery	1548160C0	2	2
Neurology	1548180C0	10	10
Obstetrics-Gynecology	1548220C0	7	7
Orthopaedic Surgery	1548260C0	5	5
Otolaryngology	1548280C0	5	5
Pathology	1548300C0	3	3
Phys Medicine & Rehab	1548340C0	3	3
Plastic Surgery (Integrated)	1548362C0	1	1
Psychiatry	1548400C0	7	7
Interventional Radiology (Integ)	1548416A0	1	1
Radiology-Diagnostic	1548420A0	8	8
Radiation Oncology	1548430A0	2	2
Radiation Oncology	1548430R0	1	1
General Surgery	1548440C0	6	6
Surgery-Preliminary	1548440P1	1	1
Vascular Surgery	1548451C0	1	1
Thoracic Surgery	1548461C0	1	1
Medicine-Pediatrics	1548700C0	7	7
Psychiatry-Family Med	1548720C0	2	2
Pediatrics-PM&R	1548735C0	1	1

U Cincinnati West Chester Hosp-OH

West Chester,	Code	Quota	Matched
Family Medicine	2343120C0	6	5

Univ Hosps Community Consortium-OH

Westlake	Code	Quota	Matched
Emergency Medicine/SJMC	2189110C0	4	3
Family Medicine/SJMC	2189120C0	4	4
Fam Med/Osteo/Regionals	2189120C1	4	4
Internal Medicine/Parma	2189140C0	8	8
Internal Medicine/Regionals	2189140C1	7	7
Internal Medicine/SJMC	2189140C2	8	8
PMR/Osteopathic/Regionals	2189340C0	3	3
Transitional	2189999P0	10	10

University of Toledo-OH

Toledo	Code	Quota	Matched
Anesthesiology	1579040C0	4	4
Emergency Medicine	1579110C0	8	8
Family Medicine	1579120C1	6	3

NRMP Program Results 2024 Main Residency Match®

University of Toledo-OH (Continued)

Internal Medicine	1579140C0	15	15
Medicine-Primary	1579140M0	4	4
Medicine-Preliminary	1579140P0	4	4
Neurology	1579180C0	5	5
Obstetrics-Gynecology	1579220C0	5	5
Orthopaedic Surgery	1579260C0	4	4
Pathology	1579300C0	2	2
Pediatrics	1579320C0	10	6
Phys Medicine & Rehab	1579340A0	3	3
Psychiatry	1579400C0	4	4
Psychiatry/Child-Adolescent Trk	1579400C1	1	1
Radiology-Diagnostic	1579420A0	4	4
General Surgery	1579440C0	5	5
Surgery-Preliminary	1579440P0	5	1

Western Reserve Health Ed/NEOMED-OH

Warren	Code	Quota	Matched
Internal Medicine	1585140C0	12	12
Medicine-Preliminary	1585140P0	2	1
General Surgery	1585440C0	2	2
Surgery-Preliminary	1585440P0	2	2

Western Reserve Hosp-OH

Cuyahoga Falls	Code	Quota	Matched
Family Medicine	2179120C0	2	1
Internal Medicine	2179140C0	5	5
Orthopaedic Surgery	2179260C0	2	2
Otolaryngology	2179280C0	1	1
General Surgery	2179440C0	2	2

Wright State Univ Boonshoft SOM-OH

Dayton	Code	Quota	Matched
Dermatology	2011080A0	2	2
Emergency Medicine	2011110C0	8	8
Family Medicine	2011120C0	10	6
Family Medicine/Rural	2011120C1	3	3
Internal Medicine	2011140C0	12	4
Neurology	2011180C0	4	4
Obstetrics-Gynecology	2011220C0	3	3
Orthopedic Surgery	2011260C0	2	2
Ortho Surgery/Research	2011260C1	2	2
Pediatrics	2011320C0	10	10
Plastic Surgery (Integrated)	2011362C0	2	2
Psychiatry	2011400C0	5	5
General Surgery	2011440C0	3	3
Surgery-Preliminary	2011440P0	1	1

OKLAHOMA

In His Image Family Med-OK

Tulsa	Code	Quota	Matched
Family Medicine	3192120C0	10	9

Integrus Health-OK

Oklahoma City	Code	Quota	Matched
Emergency Medicine	1830110C0	8	8
Family Medicine	1830120C0	5	5
Radiology-Diagnostic	1830420A0	5	5

OMECO-OK

Tulsa	Code	Quota	Matched
Family Medicine/Tulsa	2171120C0	14	14
Family Medicine/Talihina	2171120C1	5	3
Family Medicine/Ada	2171120C2	4	1

Family Med/Cherokee Nation	2171120C3	8	4
Internal Medicine	2171140C1	5	1
Obstetrics-Gynecology/Osteopathic	2171220C0	6	6
Pediatrics/Osteopathic	2171320C0	10	6
Pediatrics/Osteo-Tribal	2171320C1	3	1
Psychiatry	2171400C0	8	8

Oklahoma State U Ctr for Health Sci

Tulsa	Code	Quota	Matched
Anesthesiology	2162040C0	3	3
Emergency Med/Osteopathic	2162110C0	7	7
Emergency Med/Lawton	2162110C1	6	6
Emergency Med/Norman	2162110C2	5	4
Family Medicine/Lawton	2162120C2	5	4
Family Medicine/Durant	2162120C4	5	5
Family Medicine/McAlester	2162120C5	4	2
Internal Medicine/Tulsa	2162140C0	13	13
Internal Medicine/Stillwater	2162140C1	5	5
Med-Prelim/Radiology	2162140P0	3	1
Orthopaedic Surgery	2162260C0	2	2
Otolaryngology	2162280C0	2	2
Psychiatry	2162400C0	8	8
Radiology-Diagnostic	2162420A0	3	3
General Surgery	2162440C0	3	3

St Anthony Hospital-OK

Oklahoma City	Code	Quota	Matched
Family Medicine	2087120C0	9	9
Obstetrics-Gynecology	2087220C0	3	3
Transitional	2087999P0	6	6

U Oklahoma COM-OK City

Oklahoma City	Code	Quota	Matched
Anesthesiology	1588040C0	12	12
Dermatology	1588080A0	4	4
Family Medicine	1588120C0	13	13
Internal Medicine	1588140C0	19	19
Medicine-Preliminary	1588140P0	2	2
Neurological Surgery	1588160C0	2	2
Neurology	1588180C0	8	8
Neurology	1588180R0	2	2
Nuclear Medicine	1588200A0	1	1
Obstetrics-Gynecology	1588220C0	7	7
Orthopaedic Surgery	1588260C0	7	7
Otolaryngology	1588280C0	3	3
Pathology	1588300C0	3	3
Pediatrics	1588320C0	24	24
Psychiatry	1588400C0	6	6
Radiology-Diagnostic	1588420A0	6	6
Radiation Oncology	1588430A0	2	2
General Surgery	1588440C0	6	6
Medicine-Pediatrics	1588700C0	3	3

U Oklahoma COM-Tulsa

Tulsa	Code	Quota	Matched
Emergency Medicine	2727110C0	9	9
Family Medicine	2727120C0	8	8
Internal Medicine	2727140C0	11	11
Medicine-Preliminary	2727140P0	2	2
Obstetrics-Gynecology	2727220C0	4	4
Pediatrics	2727320C0	8	8
Psychiatry	2727400C0	5	5
General Surgery	2727440C0	4	4

NRMP Program Results 2024 Main Residency Match®

OREGON

Legacy Emanuel/Good Samaritan-OR

Portland	Code	Quota	Matched
Internal Medicine	1594140C0	18	18

Oregon Health & Science Univ

Portland	Code	Quota	Matched
Anesthesiology	1599040A0	2	2
Anesthesiology	1599040C0	11	11
Anesthesiology/Clin Scientist	1599040C2	1	1
Anesthesiology/CCM	1599040C3	2	2
Dermatology	1599080A0	4	4
Derm/Academic Medical	1599080A2	1	1
Emergency Medicine	1599110C0	11	11
Family Medicine	1599120C0	12	12
Fam Med/Cascades East	1599120C2	9	9
Family Medicine/Hillsboro	1599120C3	8	8
Family Medicine - Three Sisters RTI	1599120C4	3	1
Internal Medicine	1599140C0	37	37
Internal Medicine/Hillsboro	1599140C1	8	8
Neurological Surgery	1599160C0	3	3
Neurology	1599180C0	5	5
Child Neurology	1599185C0	1	1
Obstetrics-Gynecology	1599220C0	8	8
Orthopaedic Surgery	1599260C0	5	5
Otolaryngology	1599280C0	3	3
Pathology	1599300C0	4	4
Pediatrics	1599320C0	18	18
Plastic Surgery (Integrated)	1599362C0	3	3
Psychiatry	1599400C0	8	8
Interventional Radiology (Integ)	1599416A0	2	2
Radiology-Diagnostic	1599420A0	6	6
General Surgery	1599440C0	12	12
Surgery-Preliminary	1599440P0	11	5
Surg-Prelim/Int Radiology	1599440P4	0	0
Vascular Surgery	1599451C0	1	1
Transitional/Radiology	1599999P0	3	3
Transitional	1599999P1	2	2
Transitional/Anesthesiology	1599999P2	1	1

Providence Health-OR

Portland	Code	Quota	Matched
Family Medicine/Milwaukie	1827120C0	7	7
Family Medicine/Hood River	1827120C1	2	2
Internal Medicine/Portland	1827140C0	9	9
Internal Medicine/St Vincent	1827140C1	8	8
Med-Prelim/Portland	1827140P0	4	4
Med-Prelim/St Vincent	1827140P1	4	4

Roseburg Family Medicine-OR

Roseburg	Code	Quota	Matched
Family Medicine	2190120C0	8	8

Samaritan Health Services-Corvallis-OR

Corvallis	Code	Quota	Matched
Dermatology	1715080A0	2	2
Dermatology	1715080R0	1	1
Family Medicine	1715120C0	7	7
Family Medicine/RTT-Newport	1715120C1	3	3
Internal Medicine	1715140C0	9	9
Medicine-Preliminary	1715140P0	2	2
Orthopaedic Surgery	1715260C0	3	3
Psychiatry	1715400C0	4	4
Psychiatry/Child Psych	1715400C1	0	0

General Surgery	1715440C0	2	2
Surgery-Preliminary	1715440P0	2	0

PENNSYLVANIA

Abington Mem Hosp-PA

Abington	Code	Quota	Matched
Family Medicine	1600120C0	7	7
Internal Medicine	1600140C0	20	20
Obstetrics-Gynecology	1600220C0	6	6
General Surgery	1600440C0	5	5
Surgery-Preliminary	1600440P0	4	4

Albert Einstein Healthcare Network-PA

Philadelphia	Code	Quota	Matched
Emergency Medicine	2206110C0	8	8
Family Medicine	2206120C0	6	6
Internal Med/Montgomery	2206140C0	15	15
Radiology-Diagnostic	2206420A0	3	3
Vascular Surgery	2206451C0	1	1
Transitional	2206999P0	12	8
Transitional/Radiology	2206999P1	2	2

Albert Einstein Med Ctr-PA

Philadelphia	Code	Quota	Matched
Emergency Medicine	1631110C0	9	9
Family Medicine	1631120C0	6	3
Internal Medicine	1631140C0	30	30
Medicine-Preliminary	1631140P0	13	13
Med-Prelim/Neurology	1631140P1	4	4
Med-Prelim/Rad-Philadelphia	1631140P2	0	0
Med-Prelim/PM&R	1631140P4	2	2
Neurology	1631180A0	4	4
Obstetrics-Gynecology	1631220C0	5	5
Orthopaedic Surgery	1631260C0	3	3
Phys Medicine & Rehab	1631340A0	8	8
Phys Medicine & Rehab	1631340R0	1	0
Psychiatry	1631400C0	9	9
Interventional Radiology (Integ)	1631416A0	2	2
Radiology-Diagnostic	1631420A0	6	6
General Surgery	1631440C0	4	4
Surgery-Preliminary	1631440P0	4	4
Surg-Prelim/Int Radiology	1631440P1	1	1

Allegheny Gen Hosp-PA

Pittsburgh	Code	Quota	Matched
Anesthesiology	1648040A0	3	3
Anesthesiology	1648040C0	7	7
Emergency Medicine	1648110C0	12	12
Internal Medicine	1648140C0	31	31
Medicine-Preliminary	1648140P0	5	5
Med-Prelim/Neurology	1648140P1	5	5
Neurological Surgery	1648160C0	2	2
Neurology	1648180A0	5	5
Orthopaedic Surgery	1648260C0	5	5
Otolaryngology	1648280C0	1	1
Pathology	1648300C0	3	3
Psychiatry	1648400C0	5	5
Interventional Radiology (Integ)	1648416A0	1	1
Radiology-Diagnostic	1648420A0	6	6
Radiation Oncology	1648430R0	1	1
General Surgery	1648440C0	7	7
Surgery-Preliminary	1648440P0	4	2
Vascular Surgery	1648451C0	1	1

NRMP Program Results 2024 Main Residency Match®

Bryn Mawr Hospital-PA

Bryn Mawr	Code	Quota	Matched
Family Medicine/Bryn Mawr FP	1606120C0	5	5
Family Medicine/City Line	1606120C1	2	2

Childrens Hosp-Philadelphia-PA

Philadelphia	Code	Quota	Matched
Child Neurology	1863185C0	7	7
Pediatrics	1863320C0	39	39
Pediatrics/Global Health	1863320C1	2	2
Pediatrics/LEAP	1863320C2	4	4
Peds-Prelim/Dermatology	1863320P0	1	0
Pediatrics-Medical Genetics	1863765C0	3	3

Clarion Hospital-PA

Clarion	Code	Quota	Matched
Family Medicine	2164120C0	4	0
Transitional	2164999P0	4	0

Conemaugh Memorial Med Ctr-PA

Johnstown	Code	Quota	Matched
Emergency Medicine	1616110C0	8	8
Family Medicine	1616120C0	6	6
Internal Medicine	1616140C0	7	7
Medicine-Preliminary	1616140P0	4	4
General Surgery	1616440C0	3	3
Surgery-Preliminary	1616440P0	2	1

Cornerstone Care THC-PA

Mount Morris	Code	Quota	Matched
Family Medicine	2310120C0	4	4

Crozer-Chester Med Ctr-PA

Upland	Code	Quota	Matched
Emergency Medicine	3185110C0	8	8
Family Medicine	3185120C0	10	10
Internal Medicine	3185140C0	8	8
Obstetrics-Gynecology	3185220C0	3	3
Psychiatry	3185400C0	4	4
Transitional	3185999P0	14	6

Delaware Valley Community Health-PA

Philadelphia	Code	Quota	Matched
Family Medicine	2382120C0	4	4

Doylestown Hospital-PA

Doylestown	Code	Quota	Matched
Family Medicine	2355120C0	8	8
Transitional	2355999P0	8	8

Excelsa Health Latrobe Hosp-PA

Latrobe	Code	Quota	Matched
Family Medicine	2965120C0	8	7

Forbes Family Medicine-PA

Monroeville	Code	Quota	Matched
Family Medicine	3087120C0	8	8

Geisinger Health System-PA

Danville	Code	Quota	Matched
Anesthesiology	1608040C0	6	6
Dermatology	1608080A0	4	4
Emergency Medicine/Danville	1608110C0	9	9
Family Medicine/Wilkes-Barre	1608120C1	6	3

Family Medicine/Lewistown	1608120C2	6	6
Internal Medicine/Danville	1608140C0	17	17
Internal Medicine/Wilkes-Barre	1608140C1	15	15
Neurological Surgery	1608160C0	1	1
Neurology	1608180C0	4	4
Neurology/Wilkes-Barre	1608180C1	4	4
Child Neurology	1608185C0	2	2
Obstetrics-Gynecology	1608220C0	4	4
Orthopaedic Surgery	1608260C0	4	4
Ortho Surgery/Wilkes-Barre	1608260C1	4	4
Otolaryngology	1608280C0	2	2
Pathology	1608300C0	3	3
Pediatrics	1608320C0	11	11
Phys Medicine & Rehab	1608340C0	3	3
Plastic Surgery (Integrated)	1608362C0	1	1
Interventional Radiology (Integ)	1608416A0	2	2
Radiology-Diagnostic	1608420A0	4	4
General Surgery	1608440C0	5	5
General Surgery/Wilkes Barre	1608440C1	5	5
Surg-Prelim/Non-Designated	1608440P0	2	1
Vascular Surgery	1608451C0	2	2
Medicine-Pediatrics	1608700C0	5	5
Transitional	1608999P0	8	8

Guthrie/Robert Packer Hosp-PA

Sayre	Code	Quota	Matched
Anesthesiology	1664040A0	3	3
Emergency Medicine	1664110C0	6	5
Family Medicine	1664120C0	6	6
Internal Medicine	1664140C0	12	12
Orthopaedic Surgery	1664260C0	3	3
General Surgery	1664440C0	4	4
Surgery-Preliminary	1664440P0	3	3
Surg-Prelim/Anesthesiology	1664440P1	1	1

Heritage Valley Beaver-PA

Beaver Falls	Code	Quota	Matched
Family Medicine	2044120C0	6	3

Hosp of the Univ of PA

Philadelphia	Code	Quota	Matched
Anesthesiology	1628040A0	4	4
Anesthesiology	1628040C0	19	19
Anesthesiology/Dripps Scholars	1628040C1	1	1
Dermatology/3 yr	1628080A0	4	4
Derm Res & Cut Onc Fell/4 yr	1628080A1	1	1
Dermatology/Research	1628080A4	1	1
Dermatology/Diversity & Comm	1628080A5	1	1
Dermatology/Pediatric	1628080A6	1	1
Emergency Medicine	1628110C0	14	14
Family Medicine	1628120C0	12	12
Internal Medicine	1628140C0	45	45
Int Med/ABIM Research Pathway	1628140C1	6	6
Medicine-Primary	1628140M0	6	6
Neurological Surgery	1628160C0	3	3
Neurology	1628180A0	4	4
Neurology	1628180C0	10	10
Obstetrics-Gynecology	1628220C0	8	8
Ortho Surgery/Clinical-5 yr	1628260C0	6	6
Ortho Surgery/Research-6 yr	1628260C1	2	2
Otolaryngology	1628280C0	5	5
Pathology-AP/CP	1628300C0	9	9
Pathology-AP/NP	1628300C1	1	1
Pathology-AP Only	1628300C2	0	0
Pathology-CP Only	1628300C3	2	2
Phys Medicine & Rehab	1628340A0	2	2

NRMP Program Results 2024 Main Residency Match®

Hosp of the Univ of PA (Continued)

Phys Medicine & Rehab	1628340C0	4	4
Plastic Surgery (Integrated)	1628362C0	4	4
Psychiatry	1628400C0	9	9
Psychiatry/Research Trk (EPSP)	1628400C1	3	3
Interventional Radiology (Integ)	1628416A0	4	4
Radiology-Diag/Clin-4 yr	1628420A0	10	10
Radiology-Diag/Research-4 yr	1628420A1	3	3
Radiation Oncology	1628430C0	5	5
General Surgery	1628440C0	9	9
Surgery-Preliminary	1628440P0	10	9
Vascular Surgery	1628451C0	2	2
Thoracic Surgery	1628461C0	2	2
Medicine-Pediatrics	1628700C0	6	6
Medicine-Dermatology	1628785C0	1	1

Indiana Regional Med Ctr

Indiana	Code	Quota	Matched
Family Medicine	2322120C0	6	6

Jefferson Health-Northeast-PA

Philadelphia	Code	Quota	Matched
Emergency Medicine	2103110C0	8	3
Family Medicine	2103120C0	8	8
Internal Medicine	2103140C0	9	9
Medicine-Emergency Med	2103705C0	5	5
Emergency Med-Family Med	2103795C0	2	2

LECOM Health-PA

Erie	Code	Quota	Matched
Family Medicine	2031120C0	4	2
Psychiatry	2031400C0	5	5
Transitional	2031999P0	4	4

Lancaster Gen Hosp-PA

Lancaster	Code	Quota	Matched
Family Medicine	1618120C0	13	13

Lankenau Med Ctr-PA

Wynnewood	Code	Quota	Matched
Internal Medicine	1632140C0	16	16
Medicine-Preliminary	1632140P0	16	16
Obstetrics-Gynecology	1632220C0	4	4
General Surgery	1632440C0	4	4
Surgery-Preliminary	1632440P0	2	1

Lehigh Valley Hosp-PA

Allentown	Code	Quota	Matched
Dermatology	1601080A0	2	2
Emergency Medicine	1601110C0	16	16
Family Medicine/USF	1601120C0	8	8
Family Medicine/USF Osteopathic	1601120C1	0	0
Family Medicine/Pottsville	1601120C2	4	4
Internal Medicine	1601140C0	18	18
Neurology	1601180A0	5	5
Neurology	1601180R0	1	1
Obstetrics-Gynecology	1601220C0	6	6
Otolaryngology	1601280C0	1	1
Pediatrics	1601320C0	8	1
Plastic Surgery (Integrated)	1601362C0	1	1
Psychiatry	1601400C0	6	6
General Surgery	1601440C0	6	6
Surgery-Preliminary	1601440P1	2	1
Vascular Surgery/Integrated	1601451C0	1	1
Transitional	1601999P0	11	11

Transitional/Neurology	1601999P1	5	5
Transitional/Dermatology	1601999P2	0	0

Lower Bucks Hosp-PA

Bristol	Code	Quota	Matched
Family Medicine	2229120C0	5	5
Internal Medicine	2229140C0	6	6

Meadville Med Ctr-PA

Meadville	Code	Quota	Matched
Family Medicine	2446120C0	4	2

Mercy Catholic Med Ctr-PA

Darby	Code	Quota	Matched
Internal Medicine	1636140C0	22	22
Medicine-Preliminary	1636140P0	6	6
Radiology-Diagnostic	1636420C0	3	3
General Surgery	1636440C0	2	2
Surgery-Preliminary	1636440P0	2	0
Transitional	1636999P0	9	9

Nazareth Hospital-PA

Philadelphia	Code	Quota	Matched
Emergency Medicine	1932110C0	6	6
Internal Medicine	1932140C0	13	13
General Surgery	1932440C0	2	2
Surgery/Preliminary	1932440P0	2	0
Transitional	1932999P0	4	4

Penn Highlands Healthcare-PA

Dubois	Code	Quota	Matched
Family Medicine	2226120C0	6	3
Psychiatry	2226400C0	4	4

Penn State Hershey Med Ctr-PA

Hershey	Code	Quota	Matched
Anesthesiology	1617040C0	17	17
Dermatology	1617080A0	4	4
Derm/Community Health	1617080A2	1	1
Emergency Medicine	1617110C0	11	11
Family Medicine	1617120C0	8	8
Family Med/State College	1617120C1	6	1
Family Med/St Joseph	1617120C2	6	3
Internal Medicine	1617140C0	21	21
Internal Med/Research	1617140C1	1	1
Medicine-Preliminary	1617140P0	7	7
Neurological Surgery	1617160C0	3	3
Neurology	1617180C0	5	5
Obstetrics-Gynecology	1617220C0	5	5
Orthopaedic Surgery	1617260C0	5	5
Otolaryngology	1617280C0	2	2
Otolaryngology/Research	1617280C1	1	1
Pathology	1617300C0	4	4
Pediatrics	1617320C0	16	9
Phys Medicine & Rehab	1617340A0	4	4
Phys Medicine & Rehab	1617340R0	1	1
Plastic Surgery (Integrated)	1617362C0	2	2
Psychiatry	1617400C0	5	5
Interventional Radiology (Integ)	1617416A0	1	1
Radiology-Diagnostic	1617420A0	6	6
General Surgery	1617440C0	4	4
Surgery-Preliminary	1617440P0	10	0
Surg-Prelim/Int Radiology	1617440P2	0	0
Vascular Surgery	1617451C0	1	1
Medicine-Pediatrics	1617700C0	4	4

NRMP Program Results 2024 Main Residency Match®

Pennsylvania Hospital

Philadelphia	Code	Quota	Matched
Internal Medicine	1639140C0	14	14
Medicine-Preliminary	1639140P0	10	10
Med-Prelim/Neurology HUP	1639140P1	4	4
Obstetrics-Gynecology	1639220C0	6	6
Pathology	1639300C0	1	1

Philadelphia Coll of Osteo Med-PA

Philadelphia	Code	Quota	Matched
Dermatology	2158080A0	1	1
Dermatology	2158080R0	1	1
Internal Medicine	2158140C1	2	1
Internal Medicine/Osteopathic	2158140C2	9	3
Orthopaedic Surgery	2158260C0	4	4
Otolaryngology	2158280C0	3	3
General Surgery	2158440C0	6	6

St Lukes Hosp-Anderson-PA

Easton	Code	Quota	Matched
Dermatology	2176080A0	3	3
Dermatology	2176080R0	1	1
Emergency Medicine	2176110C0	10	10
Family Medicine	2176120C0	6	6
Internal Medicine	2176140C0	13	13
Neurology	2176180C0	4	4
Otolaryngology	2176280C0	2	2
Pediatrics	2176320C0	6	6
Psychiatry	2176400C0	6	6
Interventional Radiology (Integ)	2176416A0	1	1
Radiology-Diagnostic	2176420A0	6	6
Transitional	2176999P0	6	5
Transitional/Dermatology	2176999P1	2	2
Transitional/Radiology	2176999P2	0	0
Transitional/Intervent Rad	2176999P3	0	0

St Lukes Hosp-Bethlehem-PA

Bethlehem	Code	Quota	Matched
Emergency Medicine	1605110C0	12	12
Family Medicine	1605120C0	6	1
Family Medicine/Rural	1605120C1	4	4
Internal Medicine	1605140C0	12	12
Internal Medicine/Cardiology	1605140C1	0	0
Obstetrics-Gynecology	1605220C0	6	6
Orthopaedic Surgery	1605260C0	3	3
Psychiatry/Rural Program	1605400C0	2	2
General Surgery	1605440C0	5	5
Transitional	1605999P0	6	6

St Mary Med Ctr-Langhorne-PA

Philadelphia	Code	Quota	Matched
Internal Medicine	2139140C0	12	12

St Vincent Hlth Ctr-PA

Erie	Code	Quota	Matched
Emergency Medicine	1612110C0	6	6
Family Medicine	1612120C0	6	5

Suburban Community Hosp-PA

East Norriton	Code	Quota	Matched
Family Medicine/Osteopathic	1970120C0	5	5
Internal Medicine/Osteopathic	1970140C0	5	5
Medi-Prelim/Osteopathic	1970140P0	4	4

TJU/Nemours Childrens Health-PA

Philadelphia	Code	Quota	Matched
Child Neurology	1654185C0	1	1
Pediatrics	1654320C0	24	24
Pediatrics-PM&R	1654735C0	2	2

Temple Univ Hosp-PA

Philadelphia	Code	Quota	Matched
Anesthesiology	1646040A0	2	2
Anesthesiology	1646040C0	8	8
Anesthesiology	1646040R0	2	2
Dermatology	1646080A0	3	3
Emergency Medicine	1646110C0	14	14
Family Medicine	1646120C0	4	1
Family Med/Chestnut Hill	1646120C1	6	3
Family Med/Northwest Community	1646120C2	7	7
Internal Medicine	1646140C0	40	40
Int Med/Sabbath Observed	1646140C2	0	0
Medicine-Primary	1646140M0	2	2
Medicine-Preliminary	1646140P0	5	5
Neurological Surgery	1646160C0	1	1
Neurology	1646180C0	6	6
Obstetrics-Gynecology	1646220C0	6	6
Ob-Gyn/Preliminary	1646220P0	1	1
Orthopaedic Surgery	1646260C0	4	4
Otolaryngology	1646280C0	2	2
Pathology	1646300C0	5	5
Phys Medicine & Rehab	1646340A0	8	8
Psychiatry	1646400C0	12	12
Interventional Radiology (Integ)	1646416A0	2	2
Radiology-Diagnostic	1646420A0	5	5
General Surgery	1646440C0	6	6

Temple Univ/Fox Chase Cancer Ctr-PA

Philadelphia	Code	Quota	Matched
Radiation Oncology	1638430A0	2	2

Thomas Jefferson Univ-PA

Philadelphia	Code	Quota	Matched
Anesthesiology	1630040A0	5	5
Anesthesiology	1630040C0	10	10
Dermatology	1630080A0	4	4
Emergency Medicine	1630110C0	17	17
Family Medicine	1630120C0	10	10
Internal Medicine	1630140C0	33	33
Medicine-Primary	1630140M0	4	4
Med-Prelim/Ophthalmology	1630140P2	8	8
Neurological Surgery	1630160C0	3	3
Neurology	1630180C0	10	10
Obstetrics-Gynecology	1630220C0	5	5
Orthopaedic Surgery	1630260C0	6	6
Otolaryngology	1630280C0	5	5
Pathology	1630300C0	4	4
Phys Medicine & Rehab	1630340A0	7	7
Psychiatry	1630400C0	10	10
Interventional Radiology (Integ)	1630416A0	2	2
Radiology-Diagnostic	1630420A0	8	8
Radiation Oncology	1630430A0	2	1
Radiation Oncology	1630430R0	1	0
General Surgery	1630440C0	7	7
Surgery-Preliminary	1630440P0	3	1
Surg-Prelim/Int Radiology	1630440P1	2	1

NRMP Program Results 2024 Main Residency Match®

Tower Health/Phoenixville Hosp-PA

West Reading	Code	Quota	Matched
Internal Medicine	2290140C0	10	10
Psychiatry	2290400C0	8	8

Tower Health/Reading Hospital-PA

Reading	Code	Quota	Matched
Anesthesiology	1661040C0	6	6
Emergency Medicine	1661110C0	10	8
Family Medicine	1661120C0	8	8
Internal Medicine	1661140C0	8	8
Internal Medicine/Osteopathic	1661140C1	6	6
Medicine-Primary	1661140M0	1	1
Neurology	1661180C0	6	6
Obstetrics-Gynecology	1661220C0	5	5
Phys Medicine & Rehab	1661340C0	4	4
Psychiatry	1661400C0	8	8
General Surgery	1661440C0	4	4

Tower Health/St Christophers Hosp-PA

Philadelphia	Code	Quota	Matched
Pediatrics	1653320C0	24	24

UPMC Altoona Hospital-PA

Altoona	Code	Quota	Matched
Family Medicine	1603120C0	8	8
Transitional	1603999P0	4	4

UPMC Hamot Med Ctr-PA

Erie	Code	Quota	Matched
Emergency Medicine	1611110C0	6	5
Neurology	1611180C0	3	3
Orthopaedic Surgery	1611260C0	3	3
Otolaryngology	1611280C0	1	1

UPMC Harrisburg-PA

Harrisburg	Code	Quota	Matched
Emergency Medicine	1615110C0	6	6
Family Medicine/Osteopathic	1615120C0	4	2
Internal Medicine	1615140C0	15	15
Internal Medicine/Osteopathic	1615140C1	6	6
Obstetrics-Gynecology	1615220C0	4	4
Orthopaedic Surgery	1615260C0	5	5
Surgery-General	1615440C2	6	6

UPMC Lititz-PA

Lititz	Code	Quota	Matched
Anesthesiology/Osteopathic	2173040C0	2	2
Family Medicine/Osteopathic	2173120C0	2	1
Internal Medicine/Osteopathic	2173140C0	3	0

UPMC McKeesport-PA

McKeesport	Code	Quota	Matched
Family Medicine	1620120C0	7	7
Internal Medicine	1620140C0	13	13

UPMC Medical Education-PA

Pittsburgh	Code	Quota	Matched
Anesthesiology	1652040A0	2	2
Anesthesiology	1652040C0	15	15
Anesthesiology/Research	1652040C1	3	3
Anesthesiology	1652040R0	1	1
Dermatology	1652080A0	6	6
Emergency Medicine	1652110C0	16	16

Family Medicine/Horizon	1652120C0	6	6
Internal Medicine	1652140C0	37	37
Int Med/Womens Health	1652140C1	3	3
Int Med/Intl Scholars	1652140C2	7	7
Int Med/Global Health	1652140C3	4	4
Int Med/ABIM Research Path	1652140C4	1	1
Int Med/Geriatrics Integ	1652140C5	1	1
Medicine-Preliminary	1652140P0	8	8
Neurological Surgery	1652160C0	4	4
Neurology	1652180C0	9	9
Child Neurology	1652185C0	4	4
Child Neurology	1652185R0	2	1
Neurodevelopmental Disabilities	1652186C0	1	1
Obstetrics-Gynecology	1652220C0	10	10
Orthopaedic Surgery	1652260C0	4	4
Ortho Surgery/Research	1652260C1	4	4
Otolaryngology	1652280C0	5	5
Pathology	1652300C0	5	5
Pediatrics	1652320C0	25	25
Peds/Scientist Development	1652320C2	4	4
Pediatrics-Primary	1652320M0	2	2
Phys Medicine & Rehab	1652340A0	4	4
Phys Medicine & Rehab	1652340C0	5	5
Plastic Surgery (Integrated)	1652362C0	3	3
Psychiatry/General	1652400C0	9	9
Psychiatry/General/Child	1652400C1	4	4
Interventional Radiology (Integ)	1652416A0	2	2
Radiology-Diagnostic	1652420A0	10	10
Radiation Oncology	1652430A0	2	2
General Surgery	1652440C0	8	8
General Surgery/Horizon	1652440C1	2	2
Vascular Surgery	1652451C0	2	2
Thoracic Surgery	1652461C0	0	0
Cardiothoracic Surgery	1652461C1	2	2
Medicine-Pediatrics	1652700C0	4	4
Psych-Fam Med/McKeesport	1652720C2	1	1
Psych-Fam Med/St Margaret	1652720C3	1	1
Pediatrics-Anesthesiology	1652726C0	1	1
Peds/Psych/Child Psych	1652730C0	2	2
Transitional	1652999P0	3	3
Transitional/Radiology	1652999P2	1	1
Transitional/PM&R	1652999P3	1	1
Transitional/Ophthalmology	1652999P4	5	5

UPMC Mercy Hospital-PA

Pittsburgh	Code	Quota	Matched
Internal Medicine	1649140C0	21	21
General Surgery	1649440C0	4	4
Surgery-Preliminary	1649440P0	5	2

UPMC Presbyterian Shadyside-PA

Pittsburgh	Code	Quota	Matched
Family Medicine	1657120C0	7	7
Family Medicine/Osteopathic	1657120C1	4	4

UPMC St Margaret-PA

Pittsburgh	Code	Quota	Matched
Family Medicine	1656120C0	13	13

UPMC Williamsport-PA

Williamsport	Code	Quota	Matched
Family Medicine	2336120C0	7	7
Family Medicine - Rural Cole	2336120C1	1	1
Family Medicine - Rural Wellsboro	2336120C2	1	0

NRMP Program Results 2024 Main Residency Match®

Washington Hospital-PA

	Code	Quota	Matched
Washington			
Family Medicine	1669120C0	8	5

Wellspan Health Good Sam Hosp-PA

	Code	Quota	Matched
York			
Family Medicine	2181120C0	7	7

Wellspan Health York Hosp-PA

	Code	Quota	Matched
York			
Emergency Medicine	1674110C0	13	13
Family Medicine	1674120C0	8	8
Internal Medicine	1674140C0	12	12
Obstetrics-Gynecology	1674220C0	5	5
Ortho Surgery/Osteopathic	1674260C0	3	3
General Surgery	1674440C0	5	5
Surgery-Preliminary	1674440P0	1	1

Western Pennsylvania Hosp

	Code	Quota	Matched
Pittsburgh			
Obstetrics-Gynecology	1659220C0	6	6

Wright Center for GME-PA

	Code	Quota	Matched
Scranton			
Family Medicine	3056120C0	13	13
Medicine-Primary	3056140M0	33	33
Phys Medicine & Rehab	3056340C0	5	5

PUERTO RICO

Damas Hospital-PR

	Code	Quota	Matched
Ponce			
Internal Medicine	2039140C0	7	7
Transitional	2039999P0	12	12

Hosp Episcopal San Lucas-PR

	Code	Quota	Matched
Ponce			
Emergency Medicine	2101110C0	7	4
Internal Medicine	2101140C0	8	8
Obstetrics-Gynecology	2101220C0	5	5
Pediatrics	2101320C0	7	4
General Surgery	2101440C0	4	4
Surgery-Preliminary	2101440P0	1	1
Transitional	2101999P0	13	13

Hospital de la Concepcion-PR

	Code	Quota	Matched
San German			
Internal Medicine	1202140C0	7	7

Ponce Health Sciences Univ SOM-PR

	Code	Quota	Matched
Ponce			
Psychiatry	1433400C0	6	6

San Juan VA Med Ctr-PR

	Code	Quota	Matched
San Juan			
Internal Medicine	3012140C0	21	21
Medicine-Preliminary	3012140P0	7	7
Phys Medicine & Rehab	3012340C0	3	3

Univ Central del Caribe SOM-PR

	Code	Quota	Matched
Bayamon			
Internal Medicine	1775140C0	13	13
Medicine-Preliminary	1775140P0	9	7

Univ of Puerto Rico

	Code	Quota	Matched
San Juan			
Anesthesiology	1116040C0	4	4
Dermatology	1116080A0	2	2
Emergency Medicine	1116110C0	10	10
Family Medicine	1116120C0	8	8
Internal Medicine	1116140C0	16	16
Medicine-Preliminary	1116140P0	2	1
Neurology	1116180C0	3	3
Child Neurology	1116185C0	1	1
Obstetrics-Gynecology	1116220C0	5	5
Orthopaedic Surgery	1116260C0	4	4
Otolaryngology	1116280C0	2	2
Pathology	1116300C0	2	2
Pediatrics	1116320C0	13	13
Phys Medicine & Rehab	1116340C0	3	3
Psychiatry	1116400C0	6	6
Radiology-Diagnostic	1116420A0	4	4
General Surgery	1116440C0	5	5
Surgery-Preliminary	1116440P0	6	4
Medicine-Pediatrics	1116700C0	2	2
Transitional	1116999P0	4	4

RHODE ISLAND

Brown Univ/Butler Hospital-RI

	Code	Quota	Matched
Providence			
Psychiatry	3170400C0	10	10

Brown Univ/Kent Hospital

	Code	Quota	Matched
Warwick			
Family Medicine/Pawtucket	2270120C0	12	12
Family Medicine/Warwick	2270120C1	4	4
Internal Medicine	2270140C0	13	13

Brown Univ/Rhode Island Hosp

	Code	Quota	Matched
Providence			
Anesthesiology	1677040A0	20	20
Dermatology	1677080A0	4	4
Emergency Medicine	1677110C0	14	14
Internal Medicine	1677140C0	29	29
Medicine-Primary	1677140M0	10	10
Medicine-Preliminary	1677140P0	2	2
Med-Prelim/Neurology	1677140P1	7	7
Med-Prelim/Anesthesiology	1677140P2	2	2
Neurological Surgery	1677160C0	2	2
Neurology	1677180A0	7	7
Neurology	1677180R2	1	1
Orthopaedic Surgery	1677260C0	6	6
Pathology	1677300C0	4	4
Pediatrics	1677320C0	16	16
Plastic Surgery (Integrated)	1677362C0	2	2
Interventional Radiology (Integ)	1677416A0	2	2
Radiology-Diagnostic	1677420A0	6	6
General Surgery	1677440C0	7	7
Surgery-Preliminary	1677440P0	6	1
Medicine-Pediatrics	1677700C0	4	4
Peds/Psych/Child Psych	1677730C0	3	3

Brown Univ/Women & Infants Hosp of RI

	Code	Quota	Matched
Providence			
Obstetrics-Gynecology	2793220C0	8	8

NRMP Program Results 2024 Main Residency Match®

Kent Hospital-RI

	Code	Quota	Matched
Warwick			
Emergency Medicine	1936110C0	8	8

NYMC-Landmark Med Ctr-RI

	Code	Quota	Matched
Woonsocket			
Internal Medicine	2307140C0	12	12
Medicine-Preliminary	2307140P0	5	2

Roger Williams Med Ctr-RI

	Code	Quota	Matched
Providence			
Internal Medicine	1678140C0	14	14
Med-Prelim/Brown Anesthesiology	1678140P0	4	4
Medicine-Preliminary	1678140P1	2	2

SOUTH CAROLINA

Aiken Regional Med Ctrs-SC

	Code	Quota	Matched
Aiken			
Family Medicine	2321120C0	6	6
Internal Medicine	2321140C0	10	10

AnMed Health-SC

	Code	Quota	Matched
Anderson			
Family Medicine	3017120C0	12	12

Grand Strand Reg Med Ctr-SC

	Code	Quota	Matched
Myrtle Beach			
Anesthesiology	1761040C0	6	6
Emergency Medicine	1761110C0	12	9
Family Medicine	1761120C0	6	2
Internal Medicine	1761140C0	13	13
General Surgery	1761440C0	3	3
Transitional	1761999P0	12	12

Lexington Med Ctr-SC

	Code	Quota	Matched
West Columbia			
Family Medicine	2341120C0	13	2
Transitional	2341999P0	13	8

McLeod Reg Med Ctr-SC

	Code	Quota	Matched
Florence			
Family Med/Urban Florence	2032120C0	9	9
Family Med/Rural Cheraw	2032120C1	4	2
Family Med/Rural Clarendon	2032120C2	4	3

Med Univ of SC Regional Network

	Code	Quota	Matched
Charleston			
Internal Medicine	2398140C0	8	8

Medical University of SC

	Code	Quota	Matched
Charleston			
Anesthesiology	1680040C0	18	18
Dermatology	1680080A0	4	4
Dermatology/International	1680080C0	1	1
Dermatology	1680080R0	1	1
Emergency Medicine	1680110C0	10	10
Family Medicine	1680120C1	10	7
Internal Medicine	1680140C0	24	24
Internal Medicine/PSTP	1680140C1	0	0
Internal Medicine/COM AMP	1680140C2	2	2
Medicine-Preliminary	1680140P0	2	2
Med-Prelim/Ophthalmology	1680140P1	2	2
Neurological Surgery	1680160C0	2	2
Neurology	1680180C0	8	8

Child Neurology	1680185C0	1	1
Obstetrics-Gynecology	1680220C0	6	6
Orthopaedic Surgery	1680260C0	5	5
Otolaryngology	1680280C0	4	4
Pathology	1680300C0	5	5
Pediatrics	1680320C0	15	15
Pediatrics/AMP	1680320C1	1	1
Pediatrics-Primary	1680320M0	3	3
Plastic Surgery (Integrated)	1680362C0	2	2
Psychiatry	1680400C0	14	14
Interventional Radiology (Integ)	1680416A0	2	2
Radiology-Diagnostic	1680420A0	11	11
Radiation Oncology	1680430A0	2	2
General Surgery	1680440C0	8	8
Surgery-Preliminary	1680440P0	11	5
Surg-Prelim/Int Radiology	1680440P1	2	2
Vascular Surgery	1680451C0	1	1
Vascular Surgery/Research	1680451C1	1	1
Thoracic Surgery	1680461C0	2	2
Medicine-Pediatrics	1680700C0	4	4
Medicine-Psychiatry	1680715C0	2	2
Psychiatry-Neurology	1680755C0	1	1
Transitional	1680999P0	4	4
Transitional/Ophthalmology	1680999P1	2	2

Prisma Health-U of SC SOM Columbia

	Code	Quota	Matched
Columbia			
Emergency Medicine	1681110C0	13	13
Family Medicine/Columbia	1681120C0	10	10
Family Medicine/Sumter	1681120C1	4	2
Family Med/Winnsboro Rural	1681120C2	1	0
Internal Medicine	1681140C0	11	11
Medicine-Primary	1681140M0	3	3
Medicine-Preliminary	1681140P0	3	3
Neurology	1681180C0	6	6
Obstetrics-Gynecology	1681220C0	5	5
Orthopaedic Surgery	1681260C0	4	4
Pediatrics	1681320C0	13	7
Plastic Surgery (Integrated)	1681362C0	1	1
Psychiatry	1681400C0	8	8
General Surgery	1681440C0	4	4
Surgery-Preliminary	1681440P0	2	0

Prisma Health-U of SC SOM Greenville

	Code	Quota	Matched
Greenville			
Emergency Medicine	1683110C0	10	10
Family Medicine/Greenville	1683120C0	6	6
Family Medicine/Seneca	1683120C2	6	6
Family Medicine/Greer	1683120C3	6	6
Internal Medicine	1683140C0	13	13
Neurology	1683180C0	6	6
Obstetrics-Gynecology	1683220C0	7	7
Orthopaedic Surgery	1683260C0	4	4
Pediatrics	1683320C0	11	11
Psychiatry	1683400C0	5	5
Psychiatry/Greer	1683400C1	8	8
General Surgery	1683440C0	6	6
Surgery-Preliminary	1683440P0	4	1
Medicine-Pediatrics	1683700C0	5	5

Self Regional Healthcare-SC

	Code	Quota	Matched
Greenwood			
Family Medicine	2033120C0	10	10

NRMP Program Results 2024 Main Residency Match®

Spartanburg Reg Healthcare-SC

Spartanburg	Code	Quota	Matched
Family Medicine	1685120C0	12	9
General Surgery	1685440C0	3	3
Surgery-Preliminary	1685440P0	3	0
Transitional	1685999P0	6	6

Summerville Med Ctr-SC

Summerville	Code	Quota	Matched
Family Medicine	2329120C0	6	6
Obstetrics-Gynecology	2329220C0	3	3

Tidelands Health-SC

Myrtle Beach	Code	Quota	Matched
Family Medicine	1979120C0	8	8

Trident Medical Center-SC

Charleston	Code	Quota	Matched
Emergency Medicine	2056110C0	10	10
Internal Medicine	2056140C0	10	4
General Surgery	2056440C0	4	4
Surgery-Preliminary	2056440P0	4	0

SOUTH DAKOTA

Center for Family Medicine-SD

Sioux Falls	Code	Quota	Matched
Family Medicine	2979120C0	9	9
Family Medicine/Pierre	2979120C1	2	2

Rapid City Hospital-SD

Rapid City	Code	Quota	Matched
Family Medicine	1177120C0	8	8

Univ of South Dakota SSOM

Sioux Falls	Code	Quota	Matched
Internal Medicine	2805140C0	9	9
Neurology	2805180C0	3	3
Pathology	2805300C0	3	3
Pediatrics	2805320C0	6	6
Psychiatry	2805400C0	7	7
General Surgery	2805440C0	4	4
Transitional	2805999P0	6	6

TENNESSEE

Baptist Mem Med Education-TN

Memphis	Code	Quota	Matched
Family Medicine	1694120C0	6	6
Obstetrics-Gynecology	1694220C0	4	4
Radiology-Diagnostic	1694420A0	6	6
General Surgery	1694440C0	3	3

East Tennessee St Univ

Johnson City	Code	Quota	Matched
Family Med/Johnson City	2066120C1	6	6
Family Med/Bristol	2066120C2	8	7
Family Med/Kingsport	2066120C3	6	4
Internal Medicine	2066140C0	13	9
Medicine-Preliminary	2066140P0	4	1
Obstetrics-Gynecology	2066220C0	3	3
Orthopaedic Surgery	2066260C0	2	2
Pathology	2066300C0	2	2
Pediatrics	2066320C0	8	3
Psychiatry	2066400C0	7	7
General Surgery	2066440C0	5	5

Surgery-Preliminary	2066440P0	3	2
---------------------	-----------	---	---

HCA Healthcare/TriStar Nashville-TN

Brentwood	Code	Quota	Matched
Emergency Medicine	2252110C0	12	12
Family Medicine	2252120C1	8	3
Internal Medicine	2252140C0	10	3
Neurology	2252180A0	4	4
Phys Medicine & Rehab	2252340A0	4	2
Phys Medicine & Rehab	2252340R0	4	3
Psychiatry	2252400C0	8	8
Transitional	2252999P0	9	9
Transitional/Neurology	2252999P1	4	4

Health Education Services-TN

Franklin	Code	Quota	Matched
Dermatology/Lake Granbury	2335080A0	3	3
Dermatology/Lake Granbury	2335080R0	3	3
Emer Med/Merit Health Wesley	2335110C0	8	8
Family Medicine/Gadsden	2335120C0	8	8
Family Medicine/South Baldwin	2335120C2	10	10
Family Medicine/Valparaiso	2335120C3	6	5
Family Medicine/Crestwood	2335120C4	8	8
Int Med/Merit Health Wesley	2335140C0	10	10
Internal Medicine/Poplar Bluff	2335140C1	6	6
Internal Medicine/Tucson	2335140C2	13	13
Internal Med/Mountain View	2335140C3	9	9
Internal Medicine/Crestwood	2335140C4	12	12
Internal Med/North Knoxville	2335140C5	13	13
Internal Medicine/Porter	2335140C6	13	13
ONMM/Mountain View	2335275C1	2	0
ONMM/Lake Granbury 3 yr	2335275C2	4	1
ONMM/Lake Granbury 2 yr	2335275R0	2	1
ONMM/Lake Granbury 1 yr	2335275R1	2	1
Trans/Merit Health Wesley	2335999P0	12	1
Transitional/Tucson	2335999P1	13	9
Transitional/Mountain View	2335999P2	9	9

Meharry/Metro General Hosp-TN

Nashville	Code	Quota	Matched
Family Medicine	1028120C0	6	1
Internal Medicine	1028140C0	15	2
Medicine-Preliminary	1028140P0	3	1
Obstetrics-Gynecology	1028220C0	3	3
Psychiatry	1028400C0	4	4

Methodist Healthcare Memphis Hosps-TN

Memphis	Code	Quota	Matched
Internal Medicine	2330140C0	6	0

Methodist Med Ctr of Oak Ridge-TN

Oak Ridge	Code	Quota	Matched
Family Medicine	2384120C0	8	2

U Tennessee COM-Chattanooga

Chattanooga	Code	Quota	Matched
Emergency Medicine	1689110C0	7	7
Family Medicine	1689120C0	7	4
Internal Medicine	1689140C0	11	6
Neurology	1689180C0	3	3
Obstetrics-Gynecology	1689220C0	4	4
Orthopaedic Surgery	1689260C0	3	3
Pediatrics	1689320C0	10	10
General Surgery	1689440C0	5	5
Surgery-Preliminary	1689440P0	4	0

NRMP Program Results 2024 Main Residency Match®

U Tennessee Grad SOM-Knoxville

Knoxville	Code	Quota	Matched
Anesthesiology	1839040C0	10	10
Family Medicine	1839120C0	9	4
Internal Medicine	1839140C0	12	12
Obstetrics-Gynecology	1839220C0	5	5
Pathology	1839300C0	3	3
Radiology-Diagnostic	1839420A0	6	6
General Surgery	1839440C0	6	6
Surgery-Preliminary	1839440P0	7	3
Transitional	1839999P0	2	2
Transitional/Radiology	1839999P2	4	2

U Tennessee Health Sci Ctr-Memphis

Memphis	Code	Quota	Matched
Anesthesiology	1844040C0	3	3
Anesthesiology	1844040R0	1	1
Dermatology	1844080A0	4	4
Emergency Medicine	1844110C0	7	7
Family Med/St Francis	1844120C0	7	4
Family Med/Jackson	1844120C1	12	9
Family Medicine/Rural	1844120C4	2	1
Internal Medicine	1844140C0	20	20
Medicine-Preliminary	1844140P0	11	5
Med-Prelim/Neurology-GME	1844140P1	6	6
Med-Prelim/Radiology	1844140P2	1	1
Med-Prelim/Dermatology	1844140P4	1	1
Neurological Surgery	1844160C0	3	3
Neurology	1844180A0	7	7
Child Neurology	1844185C0	2	2
Obstetrics-Gynecology	1844220C0	8	8
Orthopaedic Surgery	1844260C0	8	8
Otolaryngology	1844280C0	4	4
Pathology	1844300C0	3	3
Pediatrics	1844320C0	23	11
Psychiatry	1844400C0	6	6
Radiology-Diagnostic	1844420A1	4	4
General Surgery	1844440C0	8	8
Surgery-Preliminary	1844440P0	5	0
Medicine-Pediatrics	1844700C0	12	12

UT Ascension St Thomas-TN

Nashville	Code	Quota	Matched
Emergency Med/Murfreesboro	1699110C0	8	8
Family Med/Murfreesboro	1699120C0	8	8
Family Medicine - Rural Track	1699120C1	1	0
Internal Med/Midtown	1699140C0	8	8
Med-Prelim/Midtown	1699140P0	1	1
Med-Prelim-Neurology/Midtown	1699140P1	1	1
Obstetrics-Gynecology/Midtown	1699220C0	3	3
General Surgery/West	1699440C0	3	3

Vanderbilt Univ Med Ctr-TN

Nashville	Code	Quota	Matched
Anesthesiology	1702040C0	21	21
Dermatology	1702080A0	5	5
Emergency Medicine	1702110C0	13	13
Internal Medicine	1702140C0	47	47
Int Med/ABIM Research Path	1702140C1	4	4
Medicine-Preliminary	1702140P0	2	2
Neurological Surgery	1702160C0	3	3
Neurology	1702180C0	7	7
Child Neurology	1702185C0	4	4
Obstetrics-Gynecology	1702220C0	6	6
Orthopaedic Surgery	1702260C0	6	6

Otolaryngology	1702280C0	5	5
Otolaryngology/Research	1702280C1	1	1
Pathology	1702300C0	8	8
Pathology-AP/NP	1702300C2	1	1
Pediatrics	1702320C0	28	28
Phys Medicine & Rehab	1702340C0	4	4
Plastic Surgery (Integrated)	1702362C0	2	2
Psychiatry	1702400C0	7	7
Psychiatry/Child Fast Track	1702400C1	3	3
Psychiatry/Research	1702400C2	0	0
Interventional Radiology (Integ)	1702416A0	3	3
Radiology-Diagnostic	1702420A0	6	6
Radiation Oncology	1702430A0	3	3
General Surgery	1702440C0	8	8
Surgery-Preliminary	1702440P0	14	3
Surg-Prelim/Int Radiology	1702440P1	2	2
Surg-Prelim/Ophthalmology	1702440P2	5	5
Medicine-Pediatrics	1702700C0	6	6
Pediatrics-Medical Genetics	1702765C0	1	0

TEXAS

Baptist Hosps of Southeast Texas

Beaumont	Code	Quota	Matched
Internal Medicine	2312140C0	13	13
Psychiatry	2312400C0	5	5

Baylor Coll Med-Houston-TX

Houston	Code	Quota	Matched
Anesthesiology	1716040A0	3	3
Anesthesiology	1716040C0	14	14
Anesthesiology	1716040R0	3	3
Dermatology	1716080A0	4	4
Dermatology	1716080R0	1	1
Emergency Medicine	1716110C0	14	14
Emergency Medicine/SACM	1716110C1	1	0
Family Med/Comm Hlth Ctr	1716120C0	8	8
Family Med/St Lukes Lufkin	1716120C6	3	3
Internal Medicine	1716140C0	48	48
Internal Medicine/Research	1716140C1	2	2
Internal Medicine/MDACC	1716140C2	5	5
Medicine-Preliminary	1716140P0	5	5
Med-Prelim/Ophthalmology	1716140P1	6	6
Med-Prelim/PM&R	1716140P2	2	2
Med-Prelim/Dermatology	1716140P3	1	1
Neurological Surgery	1716160C0	3	3
Neurology	1716180C0	10	10
Child Neurology/Neuroscience	1716185C0	2	1
Child Neurology	1716185C1	3	3
Neurodevelopmental Disabilities	1716186C0	2	2
Obstetrics-Gynecology	1716220C0	12	12
Orthopaedic Surgery	1716260C0	6	6
Otolaryngology	1716280C0	5	5
Pathology	1716300C0	10	10
Pediatrics	1716320C0	41	41
Pediatrics/Global Health	1716320C1	0	0
Pediatrics/San Antonio	1716320C2	13	13
Peds/Scientist Development Prog	1716320C3	1	1
Peds/PC Leadership Prog	1716320C4	4	4
Phys Medicine & Rehab	1716340A0	8	8
Phy Medicine & Rehab	1716340R0	1	1
Plastic Surgery (Integrated)	1716362C0	3	3
Psychiatry	1716400C0	13	13
Psychiatry/Research	1716400C1	1	1
Radiology-Diagnostic	1716420A0	8	8
Radiology-Diagnostic/ESIR	1716420A1	4	4

NRMP Program Results 2024 Main Residency Match®

Baylor Coll Med-Houston-TX (Continued)

Radiation Oncology	1716430A0	2	2
General Surgery	1716440C0	4	4
General Surgery/Academic	1716440C1	4	4
General Surgery/Global	1716440C2	1	1
General Surgery/Innovation	1716440C3	1	1
Surgery-Preliminary	1716440P0	17	1
Vascular Surgery	1716451C0	1	1
Thoracic Surgery	1716461C0	1	1
Medicine-Pediatrics	1716700C0	9	9
Pediatrics-Medical Genetics	1716765C0	2	2
Medicine-Medical Genetics	1716766C0	1	1

Baylor S&W All Saints Med Ctr-TX

Fort Worth	Code	Quota	Matched
Anesthesiology	2259040C0	4	4
Emergency Medicine	2259110C0	6	6
Internal Medicine	2259140C0	15	15
Obstetrics-Gynecology	2259220C0	6	6
General Surgery	2259440C0	3	3
Transitional	2259999P0	17	17
Transitional/PM&R	2259999P1	3	3

Baylor S&W Med Ctr-Round Rock-TX

Round Rock	Code	Quota	Matched
Family Medicine	2318120C0	6	6
Internal Medicine	2318140C0	6	6

Baylor Scott & White Med Ctr-TX

Temple	Code	Quota	Matched
Anesthesiology	1725040C0	12	12
Anesthesiology	1725040R0	1	1
Dermatology	1725080A0	4	4
Emergency Medicine	1725110C0	14	14
Family Medicine	1725120C0	6	5
Internal Medicine	1725140C0	24	24
Medicine-Preliminary	1725140P0	8	8
Med-Prelim/Radiology	1725140P2	5	5
Neurological Surgery	1725160C0	2	2
Neurology	1725180C0	4	4
Obstetrics-Gynecology	1725220C0	5	5
Orthopaedic Surgery	1725260C0	4	4
Otolaryngology	1725280C0	2	2
Pathology	1725300C0	4	4
Pediatrics	1725320C0	7	7
Plastic Surgery (Integrated)	1725362C0	2	2
Psychiatry	1725400C0	5	5
Radiology-Diagnostic	1725420A0	7	7
Radiology-Diagnostic	1725420R0	1	1
General Surgery	1725440C0	6	6

Baylor Univ Med Ctr-Dallas-TX

Dallas	Code	Quota	Matched
Dermatology	1706080A0	2	2
Emergency Medicine	1706110C0	8	8
Family Medicine	1706120C0	5	5
Family Medicine/Waxahachie	1706120C1	4	4
Internal Medicine	1706140C0	16	16
Medicine-Preliminary	1706140P0	3	3
Obstetrics-Gynecology	1706220C0	5	5
Orthopaedic Surgery	1706260C0	3	3
Pathology	1706300C0	5	5
Phys Medicine & Rehab	1706340A0	3	3
Radiology-Diagnostic	1706420A0	2	2
Radiology-Diagnostic	1706420C0	5	5

General Surgery	1706440C0	9	9
Surgery-Preliminary	1706440P0	4	2

CHRISTUS Health-TX

Irving	Code	Quota	Matched
Emergency Medicine/Spohn	2116110C0	12	12
Family Medicine/Spohn	2116120C0	14	12
Family Med/Santa Rosa	2116120C1	10	9
Internal Medicine/GSMC	2116140C0	13	13

Conroe Reg Med Ctr-TX

Conroe	Code	Quota	Matched
Family Medicine	1502120C0	12	12

DeTar Healthcare System-TX

Victoria	Code	Quota	Matched
Family Medicine	1797120C0	8	7

Doctors Hospital at Renaissance-TX

Edinburg	Code	Quota	Matched
Emergency Medicine	2353110C0	6	6
Family Medicine	2353120C0	4	4
Internal Medicine	2353140C0	12	12
Radiology-Diagnostic	2353420C0	3	3
General Surgery	2353440C0	4	4

Driscoll Childrens Hosp-TX

Corpus Christi	Code	Quota	Matched
Pediatrics	1703320C0	18	18

HCA Corpus Christi Med Ctr-TX

Corpus Christi	Code	Quota	Matched
Dermatology	2110080R0	1	1
Internal Medicine	2110140C0	6	1

HCA Houston Healthcare/U Houston-TX

Houston	Code	Quota	Matched
Emergency Medicine	2211110C0	13	12
Internal Medicine	2211140C0	29	29
Internal Medicine	2211140C1	25	25
General Surgery	2211440C0	4	4
Transitional/Kingwood	2211999P1	13	13

HCA Las Palmas del Sol Healthcare-TX

El Paso	Code	Quota	Matched
Internal Medicine	2188140C0	15	10
Obstetrics-Gynecology	2188220C0	6	4

HCA Medical City Healthcare-TX

Dallas	Code	Quota	Matched
Dermatology/Fort Worth	2244080A0	2	1
Dermatology/Fort Worth	2244080R0	1	1
Emergency Medicine	2244110C0	8	8
Family Medicine/Fort Worth	2244120C1	3	3
Internal Medicine/Arlington	2244140C0	30	15
Internal Medicine/Fort Worth	2244140C1	10	10
Ob-Gyn/Arlington	2244220C0	5	5
Orthopaedic Surgery	2244260C0	3	3
General Surgery/Arlington	2244440C0	7	7
Transitional	2244999P0	12	12

John Peter Smith Hosp-TX

Fort Worth	Code	Quota	Matched
Emergency Medicine	1711110C0	15	15
Family Medicine	1711120C0	24	24

NRMP Program Results 2024 Main Residency Match®

John Peter Smith Hosp-TX (Continued)

Obstetrics-Gynecology	1711220C0	5	5
Orthopaedic Surgery	1711260C0	4	4
Psychiatry	1711400C0	10	10
Transitional	1711999P1	12	12

Memorial Hermann Hosp-TX

Sugar Land	Code	Quota	Matched
Family Medicine	1785120C0	14	14

Methodist Health System Dallas-TX

Dallas	Code	Quota	Matched
Family Medicine	1707120C0	6	6
Internal Medicine	1707140C0	13	13
Obstetrics-Gynecology	1707220C0	3	3
General Surgery	1707440C0	3	3
Surgery-Preliminary	1707440P0	3	2

Methodist Healthcare Sys-San Antonio-TX

San Antonio	Code	Quota	Matched
Internal Medicine	1535140C0	15	0
Surgery-General	1535440C0	4	4

Methodist Hospital-Houston-TX

Houston	Code	Quota	Matched
Anesthesiology	1167040C0	6	6
Family Medicine	1167120C0	8	8
Internal Medicine	1167140C0	17	17
Internal Medicine/Woodlands	1167140C1	6	6
Neurology	1167180C0	7	7
Obstetrics-Gynecology	1167220C0	5	5
Orthopaedic Surgery	1167260C0	3	3
Otolaryngology	1167280C0	2	2
Pathology	1167300C0	6	6
Pathology/Clinical	1167300C1	0	0
Radiology-Diagnostic	1167420A0	5	5
General Surgery	1167440C0	6	6
Surgery-Preliminary	1167440P0	2	2
Vascular Surgery	1167451C0	2	2

Prime South Consortium-TX

Weslaco	Code	Quota	Matched
Internal Medicine	2408140C0	15	15

Project Vida Health Ctr-TX

El Paso	Code	Quota	Matched
Psychiatry	2386400C0	3	3

Sam Houston State Univ COM-TX

Conroe	Code	Quota	Matched
Family Medicine	2291120C0	4	3

Shannon Medical Center-TX

San Angelo	Code	Quota	Matched
Family Medicine	2387120C0	6	6

So TX Hlth Sys GME Consortium

McAllen	Code	Quota	Matched
Family Medicine	2407120C0	10	10

St Davids Healthcare GME-TX

Austin	Code	Quota	Matched
Obstetrics-Gynecology	2285220C0	5	5
General Surgery	2285440C0	5	5

TIGMER-TX

San Antonio	Code	Quota	Matched
Family Medicine/San Antonio	2169120C0	8	5
Family Medicine/Laredo	2169120C1	8	8
Internal Medicine/San Antonio	2169140C0	15	15
Medicine-Primary/Laredo	2169140M0	8	8
Psychiatry	2169400C0	12	12

Texas A&M-Bryan/College Station

Bryan	Code	Quota	Matched
Family Medicine	1713120C0	10	10
Psychiatry	1713400C0	4	4

Texas Health Resources

Arlington	Code	Quota	Matched
Internal Med/Harris Methodist	2279140C0	10	10
Internal Medicine/HEB Denton	2279140C1	20	20
Internal Med/Presbyterian Plano	2279140C2	10	10
Internal Med/Presbyterian Dallas	2279140C3	6	6
Medi-Prelim/Presbyterian Dallas	2279140P0	6	6
General Surgery/Harris Methodist	2279440C0	3	3

Texas Rehab Hosp Fort Worth

Fort Worth	Code	Quota	Matched
Phys Medicine & Rehab	2374340C0	6	6

Texas Tech U Affil-Amarillo

Amarillo	Code	Quota	Matched
Family Medicine	2993120C0	8	5
Internal Medicine	2993140C0	13	13
Obstetrics-Gynecology	2993220C0	3	3
Pediatrics	2993320C0	7	7

Texas Tech U Affil-El Paso

El Paso	Code	Quota	Matched
Emergency Medicine	1710110C0	12	12
Family Medicine	1710120C0	8	6
Family Medicine/Transmountain	1710120C1	6	6
Internal Medicine	1710140C0	17	17
Internal Med/Transmountain	1710140C2	10	10
Neurology	1710180A0	4	4
Obstetrics-Gynecology	1710220C0	5	5
Pathology	1710300C0	3	3
Pediatrics	1710320C0	13	13
Psychiatry	1710400C0	8	8
Psychiatry/Transmountain	1710400C1	4	4
Radiology-Diagnostic	1710420A0	3	3
General Surgery	1710440C0	4	4
Surgery-Preliminary	1710440P0	2	2

Texas Tech U Affil-Lubbock

Lubbock	Code	Quota	Matched
Anesthesiology	2973040C0	4	4
Dermatology	2973080A0	3	3
Emergency Medicine	2973110C0	8	8
Family Medicine	2973120C0	9	9
Internal Medicine	2973140C0	14	14
Medicine-Preliminary	2973140P0	2	2
Neurology	2973180C0	5	5
Obstetrics-Gynecology	2973220C0	4	4
Orthopaedic Surgery	2973260C0	4	4
Otolaryngology	2973280C0	1	0
Pediatrics	2973320C0	8	8
Phys Medicine & Rehab	2973340C0	2	2

NRMP Program Results 2024 Main Residency Match®

Texas Tech U Affil-Lubbock (Continued)

Psychiatry	2973400C0	4	4
Psychiatry/CAP	2973400C1	2	2
General Surgery	2973440C0	5	5
Surgery-Preliminary	2973440P0	4	0

Texas Tech U Affil-Permian Basin

Odessa	Code	Quota	Matched
Family Medicine/Odessa	3124120C0	11	11
Family Med/Rural-Ft Stockton	3124120C2	1	1
Family Med/Rural-Sweetwater	3124120C3	1	1
Family Med/Rural-Alpine	3124120C4	1	1
Family Med/Rural-Pecos	3124120C5	1	1
Family Med/Rural-Carlsbad	3124120C6	1	1
Family Med/Rural-Hobbs	3124120C7	1	1
Family Medicine/Midland	3124120C8	4	4
Internal Medicine	3124140C0	17	17
Obstetrics-Gynecology	3124220C0	4	4
Psychiatry	3124400C0	4	4
General Surgery	3124440C1	2	2

Texoma Med Ctr-TX

Denison	Code	Quota	Matched
Family Medicine	2234120C0	8	8

U Texas HSC-San Antonio

San Antonio	Code	Quota	Matched
Anesthesiology	1722040C0	15	15
Dermatology	1722080A0	3	3
Emergency Medicine	1722110C0	10	10
Family Medicine	1722120C0	14	14
Internal Medicine	1722140C0	30	30
Internal Med/Adv IM Skill	1722140C4	4	4
Medicine-Preliminary	1722140P0	6	6
Med-Prelim/Ophthalmology	1722140P4	3	3
Neurological Surgery	1722160C0	1	1
Neurology	1722180C0	9	9
Obstetrics-Gynecology	1722220C0	9	9
Orthopaedic Surgery	1722260C0	7	7
Otolaryngology	1722280C0	2	2
Pathology	1722300C0	4	4
Pediatrics	1722320C0	15	15
Phys Medicine & Rehab	1722340C0	8	8
Psychiatry	1722400C0	10	10
Interventional Radiology (Integ)	1722416A0	2	2
Radiology-Diagnostic	1722420A0	11	11
Radiation Oncology	1722430A0	1	1
General Surgery	1722440C0	6	6
Surgery-Preliminary	1722440P0	10	10
Thoracic Surgery	1722461C0	1	1

U Texas HSC-Tyler

Tyler	Code	Quota	Matched
Anesthesiology	3626040C0	6	6
Family Medicine	3626120C0	8	8
Family Medicine/Rural	3626120C1	2	2
Family Medicine/Athens	3626120C2	6	6
Internal Medicine/Tyler	3626140C1	20	20
Psychiatry	3626400C0	6	6
Psychiatry/Pittsburg	3626400C1	4	4
General Surgery	3626440C0	3	3
Transitional	3626999P0	6	6

U Texas MD Anderson Cancer Ctr

Houston	Code	Quota	Matched
Radiation Oncology	1004430A0	6	6

U Texas Med Branch-Galveston

Galveston	Code	Quota	Matched
Anesthesiology	1714040C0	16	16
Anesthesiology	1714040R0	4	4
Dermatology	1714080A0	6	6
Emergency Medicine	1714110C1	5	5
Family Medicine	1714120C0	12	10
Internal Medicine	1714140C0	29	29
Medicine-Preliminary	1714140P0	5	5
Neurological Surgery	1714160C0	1	1
Neurology	1714180C0	7	7
Obstetrics-Gynecology	1714220C0	9	9
Orthopaedic Surgery	1714260C0	5	5
Otolaryngology	1714280C0	3	3
Pathology	1714300C0	8	8
Pediatrics	1714320C0	14	11
Plastic Surgery (Integrated)	1714362C0	4	4
Psychiatry	1714400C0	9	9
Psychiatry/Child Psych	1714400C1	1	1
Interventional Radiology (Integ)	1714416C0	1	1
Radiology-Diagnostic	1714420A0	6	6
Radiation Oncology	1714430A0	1	0
General Surgery	1714440C0	7	7
Surgery-Preliminary	1714440P2	2	2
Vascular Surgery	1714451C0	2	2
Medicine-Prev Med/Aerospace	1714751C0	0	0

U Texas Med Sch-Houston

Houston	Code	Quota	Matched
Anesthesiology	2923040C0	24	24
Anesthesiology/Research	2923040C1	2	2
Anesthesiology	2923040R0	4	4
Dermatology	2923080A0	7	7
Emergency Medicine	2923110C0	21	21
Family Medicine/HH/LBJ	2923120C0	12	12
Internal Medicine	2923140C0	42	42
Medicine-Preliminary	2923140P0	12	12
Med-Prelim/Radiation Onc	2923140P1	2	2
Neurological Surgery	2923160C0	3	3
Neurology	2923180C0	12	12
Child Neurology	2923185C0	3	3
Obstetrics-Gynecology	2923220C0	12	12
Orthopaedic Surgery	2923260C0	6	6
Otolaryngology	2923280C0	3	3
Pathology	2923300C0	5	5
Pediatrics	2923320C0	24	24
Phys Medicine & Rehab	2923340C0	4	4
Plastic Surgery (Integrated)	2923362C0	2	2
Psychiatry	2923400C0	14	14
Psychiatry/Child Psych	2923400C1	3	3
Psychiatry/Research	2923400C2	3	3
Interventional Radiology (Integ)	2923416A0	3	3
Radiology-Diagnostic	2923420A0	10	10
Radiology-Diagnostic/Funded	2923420A2	1	1
General Surgery	2923440C0	7	7
Surg-Prelim/Non-designated	2923440P0	9	9
Surg-Prelim/OMFS	2923440P2	3	3
Surg-Prelim/Funded	2923440P3	2	1
Vascular Surgery	2923451C0	2	2
Medicine-Pediatrics	2923700C0	8	8
Pediatrics-Medical Genetics	2923765C0	1	1

NRMP Program Results 2024 Main Residency Match®

U Texas Rio Grande Valley

Harlingen	Code	Quota	Matched
Family Medicine/Knapp	1825120C2	6	6
Internal Medicine/VBMC-Harlingen	1825140C0	10	10
Internal Medicine/Knapp	1825140C2	12	12
Psychiatry	1825400C0	5	5
General Surgery/Valley Baptist MC	1825440C1	2	2

U Texas Southwestern Med Sch-Dallas

Dallas	Code	Quota	Matched
Anesthesiology	2835040C0	20	20
Anesthesiology	2835040R0	4	4
Dermatology	2835080A0	8	8
Emergency Medicine	2835110C0	26	26
Family Medicine	2835120C0	14	14
Internal Medicine	2835140C0	54	54
Internal Medicine/PSTP	2835140C3	7	7
Internal Medicine/Geriatrics	2835140C4	0	0
Medicine-Preliminary	2835140P0	6	6
Neurological Surgery	2835160C0	3	3
Neurology	2835180C0	11	11
Child Neurology/Neuroscience	2835185C0	0	0
Child Neurology	2835185C1	5	5
Obstetrics-Gynecology	2835220C0	18	18
Orthopaedic Surgery	2835260C0	6	6
Otolaryngology	2835280C0	5	5
Pathology	2835300C0	9	9
Pediatrics	2835320C0	32	32
Pediatrics/PSTP2	2835320C2	2	2
Phys Medicine & Rehab	2835340A0	3	3
Phys Medicine & Rehab	2835340C0	6	6
Plastic Surgery (Integrated)	2835362C0	5	5
Psychiatry	2835400C0	11	11
Psychiatry/Research	2835400C2	2	2
Psychiatry/ChildPsych	2835400C3	3	3
Psychiatry/Rural Pub Mental Hlth	2835400C4	2	2
Interventional Radiology (Integ)	2835416A0	3	3
Radiology-Diagnostic	2835420A0	11	11
Radiology-Diagnostic/Research	2835420C1	3	0
Radiation Oncology	2835430A0	4	4
General Surgery	2835440C0	13	13
Surgery-Preliminary	2835440P0	13	13
Vascular Surgery	2835451C0	1	1
Medicine-Pediatrics	2835700C0	4	4
Medicine-Psychiatry	2835715C0	2	2
Peds/Psych/Child Psych	2835730C0	4	4
Psychiatry-Neurology	2835755C0	2	2

U Texas at Austin Dell Medical School

Austin	Code	Quota	Matched
Dermatology	1793080A0	4	4
Emergency Medicine	1793110C0	8	8
Family Medicine	1793120C0	7	7
Internal Medicine	1793140C0	17	17
Medicine-Primary	1793140M0	4	4
Medicine-Preliminary	1793140P0	5	5
Neurological Surgery	1793160C0	1	1
Neurology	1793180C0	6	6
Neurology/Ascension	1793180C1	4	4
Child Neurology	1793185C0	2	2
Obstetrics-Gynecology	1793220C0	5	5
Orthopaedic Surgery	1793260C0	4	4
Pediatrics	1793320C0	22	22
Phys Medicine & Rehab	1793340A0	2	2
Psychiatry	1793400C0	12	12

Radiology-Diagnostic	1793420A0	4	4
General Surgery	1793440C0	4	4
Surgery-Preliminary	1793440P0	4	1
Transitional	1793999P0	6	6

Waco Family Medicine Institute-TX

Waco	Code	Quota	Matched
Family Medicine	1735120C0	12	12

William Beaumont Army Med Ctr-TX

El Paso	Code	Quota	Matched
Internal Medicine/El Paso VA	1717140C0	4	1
Orthopaedic Surgery	1717260C0	1	1

UTAH

Intermountain Med Ctr-UT

Murray	Code	Quota	Matched
Transitional	1729999P0	8	8

McKay-Dee Hospital Ctr-UT

Ogden	Code	Quota	Matched
Family Medicine	1736120C0	7	7

University of Utah Health

Salt Lake City	Code	Quota	Matched
Anesthesiology	1732040A0	4	4
Anesthesiology/Trans	1732040C0	5	5
Anesthesiology/IM	1732040C1	5	5
Anesthesiology	1732040R0	1	1
Dermatology	1732080A0	3	3
Dermatology/IM	1732080C0	1	1
Emergency Medicine	1732110C0	12	12
Family Medicine	1732120C0	9	9
Family Med/StARR Research	1732120C1	1	1
Internal Medicine	1732140C0	29	29
Internal Med/Research	1732140C1	0	0
Internal Med/Intl Partnership	1732140C2	4	3
Internal Med/Med-Geri Pathway	1732140C3	1	1
Internal Med/Research-A	1732140C4	0	0
Med-Prelim/Ophthalmology	1732140P1	4	4
Neurological Surgery	1732160C0	3	3
Neurology	1732180C0	8	8
Child Neurology	1732185C0	3	3
Obstetrics-Gynecology	1732220C0	7	7
Orthopaedic Surgery	1732260C0	6	6
Otolaryngology	1732280C0	4	4
Pathology-AP/CP Comb	1732300C0	6	6
Pathology-AP/NP Comb	1732300C3	0	0
Pathology/Physician Scientist	1732300C4	0	0
Pediatrics	1732320C0	23	23
Phys Medicine & Rehab	1732340C0	7	7
Plastic Surgery (Integrated)	1732362C0	3	3
Psychiatry	1732400C0	9	9
Psychiatry/Research	1732400C1	2	2
Psychiatry/Rural Idaho Track	1732400C2	3	3
Interventional Radiology (Integ)	1732416A0	1	1
Radiology-Diagnostic	1732420A0	6	6
Radiology-Diagnostic	1732420C0	2	2
Radiation Oncology	1732430A0	2	2
General Surgery	1732440C0	6	6
Thoracic Surgery	1732461C0	1	1
Medicine-Pediatrics	1732700C0	3	3
Peds/Psych/Child Psych	1732730C0	3	3
Pediatrics-Medical Genetics	1732765C0	1	1

NRMP Program Results 2024 Main Residency Match®

Utah HealthCare Inst/St Marks

	Code	Quota	Matched
Salt Lake City			
Family Medicine	1730120C0	4	4

Utah Valley Reg Med Ctr

	Code	Quota	Matched
Provo			
Family Medicine	1215120C0	8	8

VERMONT

Univ of Vermont Medical Center

Burlington	Code	Quota	Matched
Anesthesiology	1734040C0	6	6
Dermatology	1734080A0	2	2
Emergency Medicine	1734110C0	6	6
Family Medicine	1734120C0	6	6
Internal Medicine	1734140C0	12	12
Medicine-Primary	1734140M0	3	3
Medicine-Preliminary	1734140P0	1	1
Medicine-Preliminary/FAP	1734140P2	2	2
Neurological Surgery	1734160C0	1	1
Neurology	1734180C0	5	5
Obstetrics-Gynecology	1734220C0	3	3
Orthopaedic Surgery	1734260C0	3	3
Otolaryngology	1734280C0	1	1
Pathology	1734300C0	4	4
Pediatrics	1734320C0	7	7
Psychiatry	1734400C0	3	3
Combined Adult/Child Psych	1734400C1	2	2
Radiology-Diagnostic	1734420A0	6	6
General Surgery	1734440C0	4	4
Surgery-Preliminary	1734440P0	4	4

VIRGINIA

Augusta Health-VA

Fishersville	Code	Quota	Matched
Internal Medicine	2388140C0	10	10

Bon Secours Health System-VA

Midlothian	Code	Quota	Matched
Family Medicine/St Francis	2530120C0	8	8
Family Medicine/Blackstone	2530120C1	2	2
Fam Med/St Francis 3 Yr Path	2530120C2	1	1
Fam Med/Blackstone 3 Yr Path	2530120C3	1	1

Carilion Clinic-Virginia Tech Carilion SOM

Roanoke	Code	Quota	Matched
Dermatology	1748080A0	2	2
Emergency Medicine	1748110C0	11	11
Family Medicine	1748120C0	10	9
Internal Medicine	1748140C0	23	23
Medicine-Preliminary	1748140P0	3	3
Neurological Surgery	1748160C0	1	1
Neurology	1748180C0	4	4
Obstetrics-Gynecology	1748220C0	4	4
Orthopaedic Surgery	1748260C0	4	4
Pediatrics	1748320C0	6	4
Plastic Surgery (Integrated)	1748362C0	2	2
Psychiatry	1748400C0	8	8
General Surgery	1748440C0	5	5
Surgery-Preliminary	1748440P0	4	1

Eastern Virginia Med School

Norfolk	Code	Quota	Matched
Dermatology	2980080A0	2	2

Emergency Medicine	2980110C0	10	10
Family Medicine	2980120C1	16	15
Internal Medicine	2980140C0	14	14
Internal Medicine/Geriatrics	2980140C1	1	1
Medicine-Preliminary	2980140P0	11	11
Obstetrics-Gynecology	2980220C0	5	5
Otolaryngology	2980280C0	4	4
Pediatrics	2980320C0	28	24
Phys Medicine & Rehab	2980340A0	3	3
Plastic Surgery (Integrated)	2980362C0	2	2
Psychiatry	2980400C0	6	6
Radiology-Diagnostic	2980420A0	4	4
General Surgery	2980440C0	5	5
Vascular Surgery	2980451C0	1	1

HCA Healthcare LGH-Montgomery/VCOM-VA

Blacksburg	Code	Quota	Matched
Dermatology	2192080A0	2	2
Family Medicine	2192120C0	6	3
Internal Medicine	2192140C0	7	1
Transitional/Dermatology	2192999P0	2	2
Transitional	2192999P1	2	2

Inova Fairfax Hospital-VA

Falls Church	Code	Quota	Matched
Family Medicine	3199120C0	9	9
Internal Medicine	3199140C0	11	11
Neurological Surgery	3199160C0	1	1
Obstetrics-Gynecology	3199220C0	6	6
Pediatrics	3199320C0	13	12
General Surgery	3199440C0	7	7

Johnston Memorial Hosp-VA

Abingdon	Code	Quota	Matched
Family Medicine	2178120C0	6	6
Internal Medicine	2178140C0	6	1

LewisGale Med Ctr-VA

Salem	Code	Quota	Matched
Emergency Medicine	2129110C0	6	2
Family Medicine	2129120C0	8	3
Internal Medicine	2129140C0	20	4
Psychiatry	2129400C0	8	8
Transitional	2129999P0	15	9

Liberty Univ COM-VA

Lynchburg	Code	Quota	Matched
Osteo Neuromusculo Med	2204275C0	3	2

Lynchburg Fam Med Res-VA

Lynchburg	Code	Quota	Matched
Family Medicine	3065120C0	9	7

Mary Washington Healthcare-VA

Fredericksburg	Code	Quota	Matched
Family Medicine	2347120C0	6	3
Internal Medicine	2347140C0	15	15
Surgery-General	2347440C0	2	2
Transitional	2347999P0	12	12

Riverside Reg Med Ctr-VA

Newport News	Code	Quota	Matched
Emergency Medicine	1739110C0	8	7
Family Medicine	1739120C0	13	12
Internal Medicine	1739140C0	8	8

NRMP Program Results 2024 Main Residency Match®

Riverside Reg Med Ctr-VA (Continued)

Obstetrics-Gynecology	1739220C0	3	3
Transitional	1739999P0	12	12

Sovah Health-Danville-VA

Danville	Code	Quota	Matched
Family Medicine	2145120C0	6	1
Internal Medicine	2145140C0	10	6

University of Virginia

Charlottesville	Code	Quota	Matched
Anesthesiology	1737040A0	2	2
Anesthesiology	1737040C0	14	14
Anesthesiology	1737040R0	2	2
Dermatology	1737080A0	3	3
Emergency Medicine	1737110C0	12	12
Family Medicine	1737120C0	10	10
Internal Medicine	1737140C0	28	28
Internal Medicine/Research	1737140C2	2	2
Medicine-Primary	1737140M0	3	3
Medicine-Preliminary	1737140P0	3	3
Neurological Surgery	1737160C0	3	3
Neurology	1737180C0	6	6
Neurology	1737180R0	1	1
Child Neurology	1737185C0	1	1
Obstetrics-Gynecology	1737220C0	5	5
Orthopaedic Surgery/5 Yr	1737260C0	5	5
Otolaryngology	1737280C0	3	3
Pathology	1737300C0	5	5
Pediatrics	1737320C0	12	11
Phys Medicine & Rehab	1737340A0	2	2
Phys Medicine & Rehab	1737340C0	2	2
Plastic Surgery (Integrated)	1737362C0	2	2
Psychiatry	1737400C0	11	11
Interventional Radiology (Integ)	1737416C0	3	3
Radiology-Diagnostic	1737420A0	8	8
Radiation Oncology	1737430A0	1	1
General Surgery	1737440C0	6	6
Surgery-Preliminary	1737440P1	6	1
Thoracic Surgery	1737461C0	1	1

VCU-Shenandoah Valley-VA

Front Royal	Code	Quota	Matched
Family Medicine	1742120C0	5	5

Virginia Commonwealth U Hlth Sys

Richmond	Code	Quota	Matched
Anesthesiology	1743040C0	9	9
Anesthesiology/3-yr MD Path	1743040C1	2	2
Anesthesiology	1743040R0	4	4
Dermatology	1743080A0	2	2
Emergency Medicine	1743110C0	12	12
Family Medicine/CMH	1743120C2	3	3
Internal Medicine	1743140C0	32	30
Internal Medicine/Geriatrics	1743140C3	0	0
Internal Medicine/3-yr MD Path	1743140C4	1	1
Medicine-Preliminary	1743140P0	6	3
Med-Prelim/Neurology	1743140P1	8	8
Med-Prelim/PM&R	1743140P2	2	2
Med-Prelim/Ophthalmology	1743140P3	4	4
Neurological Surgery	1743160C0	2	2
Neurology	1743180A0	8	8
Child Neurology	1743185C0	1	1
Obstetrics-Gynecology	1743220C0	6	6
Orthopaedic Surgery	1743260C0	5	5

Otolaryngology	1743280C0	3	3
Pathology	1743300C0	5	5
Pediatrics	1743320C0	16	16
Pediatrics/3-yr MD Path	1743320C1	1	1
Phys Medicine & Rehab	1743340A0	6	6
Plastic Surgery (Integrated)	1743362C0	2	2
Psychiatry	1743400C0	10	10
Psychiatry/Research	1743400C1	0	0
Psychiatry/CAP Fast Trk	1743400C2	1	1
Interventional Radiology (Integ)	1743416A0	2	2
Radiology-Diagnostic	1743420A0	7	7
Radiation Oncology	1743430A0	2	2
General Surgery	1743440C0	6	6
Surgery-Preliminary	1743440P0	6	1
Vascular Surgery	1743451C0	1	1
Medicine-Pediatrics	1743700C0	4	4
Medicine-Emergency Med	1743705C0	2	2

Wellmont Health System-VA

Big Stone Gap	Code	Quota	Matched
Family Medicine	2216120C0	6	5
Internal Medicine	2216140C0	9	4

WASHINGTON

Central WA Family Med

Yakima	Code	Quota	Matched
Family Medicine	3059120C0	9	9
Family Med/Ellensburg Rural	3059120C1	1	1

Community Health Care-WA

Tacoma	Code	Quota	Matched
Family Medicine	1731120C0	8	8

Elson S Floyd COM WSU-WA

Spokane	Code	Quota	Matched
Family Medicine	2276120C0	3	3
Internal Medicine	2276140C0	12	12
Medicine-Preliminary	2276140P0	2	2
Pediatrics	2276320C0	6	4

Kadlec Regional Med Ctr-WA

Richland	Code	Quota	Matched
Family Medicine	1721120C0	8	6

Kaiser Permanente Washington

Seattle	Code	Quota	Matched
Family Medicine/Capitol Hill	1811120C0	4	4
Family Medicine/Burien	1811120C1	2	2

Legacy Salmon Creek Med Ctr-WA

Vancouver	Code	Quota	Matched
Internal Medicine	2301140C0	12	12

MultiCare Health System-WA

Tacoma	Code	Quota	Matched
Family Medicine/Good Samaritan	1574120C0	6	4
Family Medicine/Omak Rural	1574120C1	2	1
Family Medicine/Tacoma	1574120C2	8	8

PeaceHealth Southwest Med Ctr-WA

Vancouver	Code	Quota	Matched
Family Medicine	1143120C0	8	8

NRMP Program Results 2024 Main Residency Match®

Providence Sacred Heart Med Ctr-WA

Spokane	Code	Quota	Matched
Family Medicine	1758120C0	10	10
Family Med/Rural	1758120C1	2	2
Internal Medicine	1758140C0	10	10
Phys Medicine & Rehab	1758340A0	6	6
Psychiatry	1758400C0	4	4
Transitional	1758999P0	11	11

Providence St Peter Hospital-WA

Olympia	Code	Quota	Matched
Family Medicine	3198120C0	7	7
Family Medicine/Chehalis	3198120C1	3	1
Family Med/Summit Pacific	3198120C2	2	1

Puyallup Tribal Health Authority-WA

Tacoma	Code	Quota	Matched
Family Medicine	2209120C0	4	4

Sea Mar Community Health Ctrs-WA

Seattle	Code	Quota	Matched
Family Medicine	1912120C0	12	12

Skagit Regional Health-WA

Mount Vernon	Code	Quota	Matched
Family Medicine	2159120C0	4	3
Internal Medicine	2159140C0	7	7

Swedish Med Ctr-WA

Seattle	Code	Quota	Matched
Family Med/First Hill	1755120C0	6	6
Family Med/Downtown	1755120C1	3	3
Family Med/Ballard	1755120C2	2	2
Family Med/Cherry Hill	1755120C3	4	4
Family Med/SeaMar	1755120C4	2	2
Family Med/SIHB	1755120C5	2	2
Family Med/Carolyn Downs	1755120C7	2	2
Family Med/ID Clinic	1755120C8	2	2
Family Medicine/Rural	1755120C9	3	3
Obstetrics-Gynecology	1755220C0	6	6
General Surgery	1755440C0	5	5
Surgery-Preliminary	1755440P0	5	2

Trios Health-WA

Kennewick	Code	Quota	Matched
Family Medicine	2167120C0	4	1
Internal Medicine	2167140C0	5	5

U Washington Affil Hosps

Seattle	Code	Quota	Matched
Anesthesiology	1918040A0	1	1
Anesthesiology/Clin Base Yr	1918040C0	24	24
Anesthesiology/Crit Care Comb	1918040C1	0	0
Anesthesiology/Bonica Scholar	1918040C2	2	2
Anesthesiology	1918040R0	1	1
Dermatology	1918080A0	4	4
Emergency Medicine	1918110C0	18	18
Family Medicine	1918120C0	6	6
Family Med/Harborview	1918120C1	2	2
Family Medicine/Chelan Rural	1918120C2	2	2
Internal Medicine	1918140C0	38	38
Int Med/Phys/Sci Research	1918140C3	1	1
Medicine-Primary	1918140M0	13	13
Neurological Surgery	1918160C0	4	4

Neurology	1918180C0	10	10
Child Neurology	1918185C0	4	4
Obstetrics-Gynecology	1918220C0	7	7
Orthopaedic Surgery	1918260C0	8	8
Otolaryngology	1918280C0	5	5
Pathology-AP & CP	1918300C0	5	5
Pathology-AP only	1918300C1	1	1
Pathology-CP only	1918300C2	1	1
Pathology-AP & NP	1918300C3	1	1
Pediatrics	1918320C0	34	34
Pediatrics/Alaska	1918320C1	4	4
Pediatrics/Research	1918320C2	0	0
Pediatrics/Health Equity	1918320C3	4	4
Phys Medicine & Rehab	1918340A0	5	5
Phys Medicine & Rehab	1918340C0	3	3
Plastic Surgery (Integrated)	1918362C0	5	5
Psychiatry	1918400C0	16	16
Psychiatry/Research	1918400C4	3	3
Interventional Radiology (Integ)	1918416A0	3	3
Radiology-Diagnostic	1918420A0	10	10
Radiation Oncology	1918430A0	3	3
General Surgery	1918440C0	3	3
General Surgery/Research	1918440C1	5	5
Surgery-Preliminary/2 yr	1918440P0	3	2
Surgery-Preliminary/1 yr	1918440P3	12	5
Vascular Surgery	1918451C0	2	2
Thoracic Surgery	1918461C0	1	1
Pediatrics-Medical Genetics	1918765C0	0	0

Valley Med Ctr-WA

Renton	Code	Quota	Matched
Family Medicine	3132120C0	8	6

Virginia Mason Franciscan Health-WA

Seattle	Code	Quota	Matched
Anesthesiology	1756040A0	3	3
Anesthesiology	1756040C0	6	6
Family Medicine	1756120C0	8	8
Internal Medicine	1756140C0	6	6
Internal Medicine/St Josephs	1756140C1	13	13
Medicine-Primary	1756140M0	4	4
Medicine-Preliminary	1756140P0	4	4
Radiology-Diagnostic	1756420A0	1	1
Radiology-Diagnostic	1756420C0	2	2
General Surgery	1756440C0	5	5
General Surgery/St Josephs	1756440C1	2	2
Surgery-Preliminary	1756440P0	6	5
Transitional	1756999P0	5	5

Yakima Valley Farm Workers Clinic-WA

Toppenish	Code	Quota	Matched
Family Medicine	2168120C0	4	1

WEST VIRGINIA

AccessHealth-WV

Beckley	Code	Quota	Matched
Family Medicine	2304120C0	4	2

Charleston Area Med Ctr-WV

Charleston	Code	Quota	Matched
Emergency Medicine	1902110C0	6	3
Family Medicine	1902120C0	6	4
Family Medicine/GVMC	1902120C1	5	3
Internal Medicine	1902140C0	13	13
Medicine-Preliminary	1902140P0	2	2

NRMP Program Results 2024 Main Residency Match®

Charleston Area Med Ctr-WV (Continued)

Neurology	1902180A0	1	1
Neurology	1902180C0	3	3
Obstetrics-Gynecology	1902220C0	3	3
Osteo Neuromusculo Med	1902275C0	2	2
Pediatrics	1902320C0	7	4
Psychiatry	1902400C0	6	6
General Surgery	1902440C0	6	6
Surgery-Preliminary	1902440P0	1	0
Vascular Surgery	1902451C0	1	1
Medicine-Psychiatry	1902715C0	2	2

Marshall Community Health-WV

Huntington	Code	Quota	Matched
Family Medicine	2191120C0	4	4
General Surgery/Rural	2191440C0	3	3

Marshall University SOM-WV

Huntington	Code	Quota	Matched
Family Medicine	3066120C0	8	6
Internal Medicine	3066140C0	17	17
Medicine-Preliminary	3066140P0	9	3
Neurology	3066180C0	5	5
Obstetrics-Gynecology	3066220C0	3	2
Orthopaedic Surgery	3066260C0	4	4
Pediatrics	3066320C0	7	5
Psychiatry	3066400C0	6	6
General Surgery	3066440C0	4	4
Surgery-Preliminary	3066440P0	3	1
Medicine-Pediatrics	3066700C0	2	2

United Hospital Ctr-WV

Bridgeport	Code	Quota	Matched
Family Medicine	2985120C0	6	6

West Virginia University SOM

Morgantown	Code	Quota	Matched
Anesthesiology	1837040C0	9	9
Anesthesiology	1837040R0	1	1
Dermatology	1837080A0	3	3
Dermatology	1837080R1	2	2
Emergency Medicine	1837110C0	7	7
Family Medicine	1837120C0	2	2
Internal Medicine	1837140C0	25	25
Internal Med/Funded Intl	1837140C1	3	3
Internal Med/Camden Clark	1837140C2	6	6
Neurological Surgery	1837160C0	2	2
Neurology	1837180C0	7	7
Obstetrics-Gynecology	1837220C0	2	2
Orthopaedic Surgery	1837260C0	3	3
Ortho Surgery/Research	1837260C1	1	1
Otolaryngology	1837280C0	3	3
Pathology	1837300C0	1	1
Pediatrics	1837320C0	4	4
Plastic Surgery (Integrated)	1837362C0	1	1
Psychiatry	1837400C0	8	8
Psychiatry/Funded Intl	1837400C1	1	1
Psychiatry/Rural	1837400C2	1	1
Radiology-Diagnostic	1837420A0	7	7
Radiology-Diagnostic	1837420R0	1	1
Radiation Oncology	1837430A0	1	1
General Surgery	1837440C0	5	5
Surgery-Preliminary	1837440P1	3	3
Surg-Prelim/Radiology	1837440P3	1	1
Medicine-Pediatrics	1837700C0	3	3

Transitional	1837999P0	5	5
Trans/Radiology	1837999P1	3	3
Trans/Dermatology	1837999P2	1	1
Trans/Ophthalmology	1837999P4	4	4

Wheeling Hospital-WV

Wheeling	Code	Quota	Matched
Family Medicine	1770120C0	6	5

WISCONSIN

Aurora Health Care/ASMC-WI

Milwaukee	Code	Quota	Matched
Family Med/Lakeland	1787120C1	4	3
Internal Medicine	1787140C0	13	13
Medicine-Primary	1787140M0	2	2
Obstetrics-Gynecology	1787220C0	3	3

Aurora St Lukes Medical Ctr-WI

Millwaukee	Code	Quota	Matched
Family Medicine	1789120C0	12	9
Interventional Radiology (Integ)	1789416C0	1	1
Radiology-Diagnostic	1789420C0	4	4
Transitional	1789999P0	9	9

Gundersen Lutheran Med Fdn-WI

La Crosse	Code	Quota	Matched
Family Medicine	1774120C0	6	6
Internal Medicine	1774140C0	8	6
General Surgery	1774440C0	4	4
Transitional	1774999P0	12	12

Marshfield Clinic-WI

Marshfield	Code	Quota	Matched
Dermatology	1780080A1	2	2
Internal Medicine	1780140C0	9	9
Pediatrics	1780320C0	6	6
General Surgery	1780440C0	3	3
Medicine-Pediatrics	1780700C0	2	2

Med Coll Wisconsin Affil Hosps

Milwaukee	Code	Quota	Matched
Anesthesiology	1784040C0	19	19
Anesthesiology	1784040R0	2	2
Dermatology	1784080A0	5	5
Emergency Medicine	1784110C0	12	12
Fam Med/Froedtert Menomonee Falls	1784120C5	6	4
Fam Med/South Side Milwaukee	1784120C6	6	6
Fam Med/North Side Milwaukee	1784120C7	14	14
Internal Medicine	1784140C0	25	25
Internal Medicine/Geriatrics	1784140C1	2	2
Int Med/Research Path	1784140C2	0	0
Medicine-Primary	1784140M0	1	1
Medicine-Preliminary	1784140P0	14	14
Neurological Surgery	1784160C0	2	2
Neurology	1784180C0	6	6
Child Neurology	1784185C0	2	2
Obstetrics-Gynecology	1784220C0	5	5
Orthopaedic Surgery	1784260C0	5	5
Otolaryngology	1784280C0	3	3
Pathology	1784300C0	5	5
Pediatrics	1784320C0	23	23
Pediatrics-Preliminary	1784320P0	1	1
Phys Medicine & Rehab	1784340A0	6	6
Plastic Surgery (Integrated)	1784362C0	2	2
Psychiatry/Milwaukee	1784400C0	8	8

NRMP Program Results 2024 Main Residency Match®

Med Coll Wisconsin Affil Hosps (Continued)

Psychiatry/Northeastern WI	1784400C1	4	4
Interventional Radiology (Integ)	1784416C0	2	2
Radiology-Diagnostic	1784420A0	7	7
Radiation Oncology	1784430A0	2	2
General Surgery	1784440C0	7	7
General Surgery/Rural	1784440C1	1	1
Medicine-Pediatrics	1784700C0	6	6
Internal Medicine/Psychiatry	1784715C0	2	2
Pediatrics-Anesthesiology	1784726C0	1	1
Transitional/St Joseph	1784999P0	14	14

Mercy Health System-WI

Janesville	Code	Quota	Matched
Family Medicine	3722120C0	7	7
Family Medicine/Rural	3722120C1	2	2

ProHealth Waukesha Mem Hosp-WI

Waukesha	Code	Quota	Matched
Family Medicine	2280120C0	6	6

U Wisconsin Hospital and Clinics

Madison	Code	Quota	Matched
Anesthesiology	1779040A0	0	0
Anesthesiology	1779040C0	16	16
Anesthesiology	1779040R0	1	1
Dermatology	1779080A0	5	5
Emergency Medicine	1779110C0	13	13
Internal Medicine	1779140C0	29	29
Internal Med/Physician Scientist	1779140C1	0	0
Internal Medicine/PSTP-HemOnc	1779140C2	2	2
Internal Medicine/PSTP-PulmCC	1779140C3	0	0
Internal Medicine/PSTP-GI	1779140C4	0	0
Medicine-Primary	1779140M0	4	4
Med-Prelim/Radiation Onc	1779140P1	1	1
Med-Prelim/Radiology	1779140P2	2	2
Neurological Surgery	1779160C0	3	3
Neurology	1779180C0	7	7
Child Neurology	1779185C0	1	1
Obstetrics-Gynecology	1779220C0	6	6
Obstetrics-Gynecology/Rural	1779220C1	1	1
Orthopaedic Surgery	1779260C0	6	6
Otolaryngology	1779280C0	4	4
Pathology/AP and CP	1779300C0	4	4
Pathology/AP-only or CP-only	1779300C1	1	1
Pediatrics	1779320C0	16	15
Pediatrics/PSTP	1779320C1	0	0
Phys Medicine & Rehab	1779340A0	4	4
Plastic Surgery (Integrated)	1779362C0	3	3
Psychiatry	1779400C0	10	10
Interventional Radiology (Integ)	1779416A0	2	2
Radiology-Diagnostic	1779420A0	8	8
Radiation Oncology	1779430A0	2	2
General Surgery/Academic	1779440C0	6	6
General Surgery/Community	1779440C1	2	2
Surgery-Preliminary	1779440P3	7	0
Surg-Prelim/Radiology	1779440P4	0	0
Surg-Prelim/Int Radiology	1779440P5	1	1
Vascular Surgery	1779451C0	1	1

U Wisconsin SOM and Public Health

Madison	Code	Quota	Matched
Family Med/Madison	3001120C0	16	16
Family Med/Baraboo	3001120C1	2	1
Family Med/Monroe	3001120C8	3	3

WiNC GME Consortium-WI

Wausau	Code	Quota	Matched
Family Medicine/Aspirus-Wausau	2262120C2	4	4
Fam Med/MCW-Prevea-Green Bay	2262120C3	6	5
Fam Med/MCW-Fox Vly-Appleton	2262120C4	7	7
Psychiatry/MCW-Wausau	2262400C0	3	3

WYOMING

Univ of Wyoming-Casper

Casper	Code	Quota	Matched
Family Medicine	3089120C0	8	8
Family Medicine/Rural	3089120C1	1	1

Univ of Wyoming-Cheyenne

Cheyenne	Code	Quota	Matched
Family Medicine	2034120C0	6	3