



National Resident Matching Program® (NRMP®)

The NRMP, also known as The Match®, is a non-profit organization that for more than 70 years has placed medical students and young physicians into the nation's clinical training programs. The Match ensures that a steady pipeline of highly qualified professionals is building the necessary skills to care for patients across the country through a process that is fair, equitable, efficient, transparent, and reliable.



2024 Main Residency Match

44,853

Certified Applicants
4.4% increase
since 2023

41,503

Total Positions
2.8% increase
since 2023



Certified applicants
matched to PGY-1
positions



PGY-1 positions
filled*

Overall Placement Rates

PERCENT CHANGE IN PLACED APPLICANTS SINCE 2023

US MD Seniors

97.9%

Active Applicant
Placement Rate

↓ 0.3% US MD Seniors

US DO Seniors

98.5%

Active Applicant
Placement Rate

↓ 0.2% US DO Seniors

US Citizen IMGs

73.4%

Active Applicant
Placement Rate

↓ 0.7% US Citizen IMGs

Non-US Citizen IMGs

61.5%

Active Applicant
Placement Rate

↓ 0.9% Non-US Citizen IMGs

Program Highlights

INCREASE IN NUMBER FROM 2023

- 1,128 more certified positions
- 125 more certified programs
- 719 more positions in Primary Care

*Includes preliminary positions



How We Make A Difference

- NRMP data informs national trends in specialty preferences and reflects physician distribution across the U.S.
- NRMP research drives national conversations about bias in medical education and equity in population health.
- NRMP Matches have served more than 1.4 million applicants for both residency and fellowship training since 1992.



How We Do It

- Applicants submit to the NRMP lists of programs ranked from most to least preferred of where they would like to train. At the same time, training programs submit lists of applicants who they would most like to train.
- Using a proprietary algorithm, the NRMP places applicants with their most preferred programs that also prefer them.
- Once matched, applicants and programs enter into a binding commitment for training. The binding commitment ensures the continuity and distribution of physicians into community-based and academic centers across the U.S.
- With a Match, applicants and programs are treated equally, and their preferences drive outcomes, thereby reducing bias and inequities in training selection.

2024 Main Residency Match Snapshot

INDIANA

The 2024 Main Residency Match (MRM) was completed on March 15. New residents begin their core training in their matched hospital by July 1 and remain there, depending on their specialty, for 3 to 7 years.

493

Applicants Placed In Residency Training Programs in Indiana



Overall Positions
11 more positions since 2023

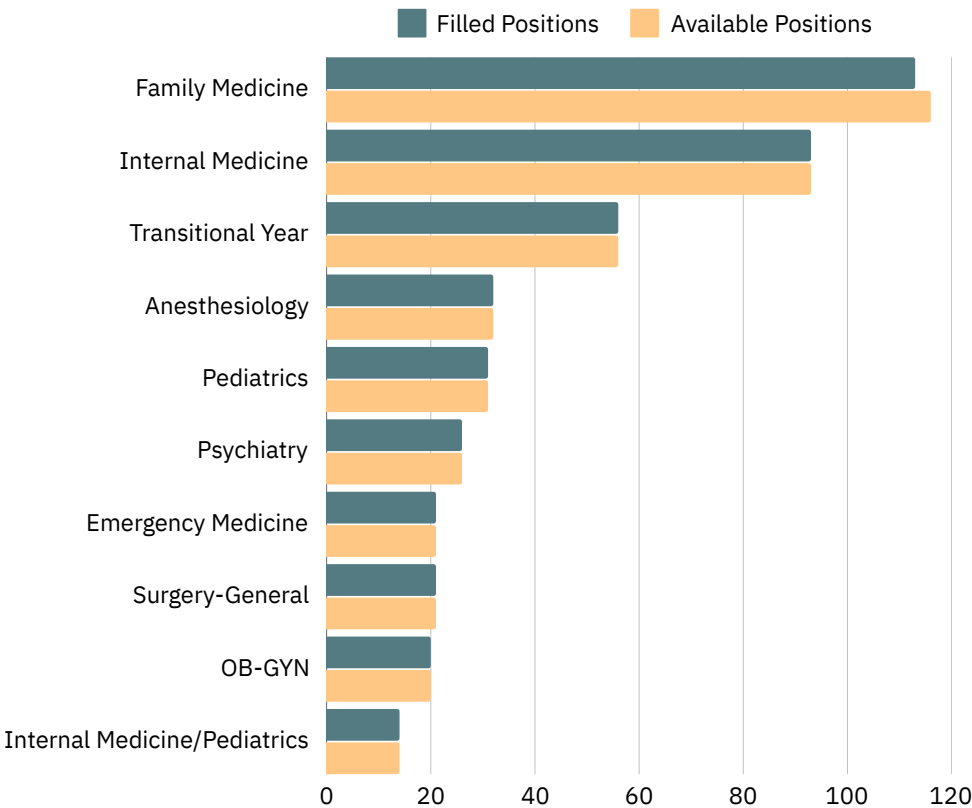


Overall Positions Filled
0.6% decrease since 2023

SPECIALTIES OF INTEREST



TOP 10 MRM POSITIONS OFFERED/FILLED BY SPECIALTY



APPLICANT TYPES IN INDIANA PROGRAMS IN 2024

- 50.1% US MD Seniors
- 26.8% US DO Seniors
- 3.9% US MD Grads
- 1% US DO Grads
- 6.1% US IMGs
- 12.2% Non-US IMGs

APPLICANT TYPE ABBREVIATIONS:

US MD Seniors: A 4th-year medical student in a U.S. allopathic medical school accredited by the Liaison Committee on Medical Education (LCME) with a graduation date after July 1 in the year before the Match

US DO Seniors: A 4th-year medical student in a U.S. osteopathic medical school accredited by the Commission on Osteopathic College Accreditation (COCA) with a graduation date after July 1 in the year before the Match

US MD Grads: Graduates of U.S. medical schools accredited by the LCME

US DO Grads: Graduates of U.S. medical schools accredited by the COCA

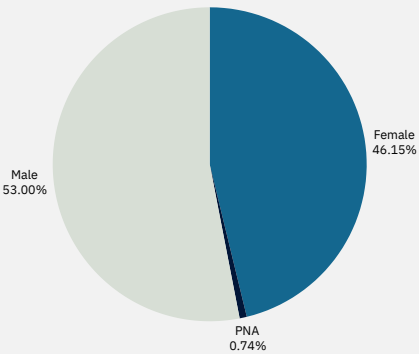
US IMGs: A U.S. citizen who attended an international medical school

Non-US IMGs: A non-U.S. citizen who attended an international medical school

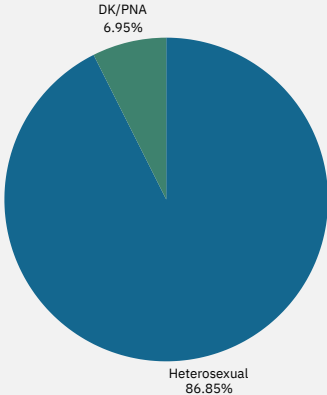
Matched Applicant Characteristics

The below data is self-reported. Please note, not all applicants chose to respond and the NRMP has suppressed fields that did not meet minimum thresholds to protect confidentiality.

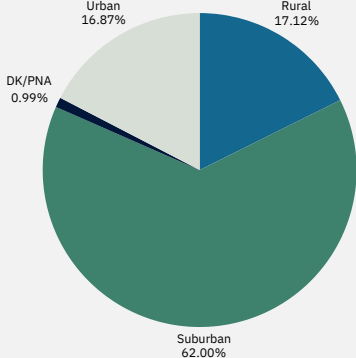
Birth Sex



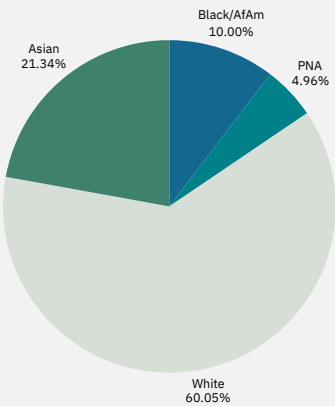
Sexual Orientation



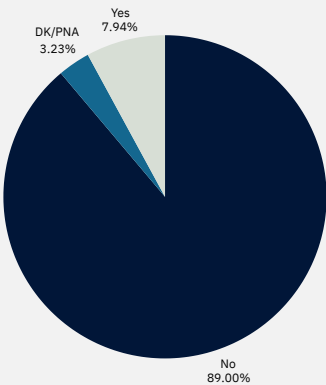
Childhood Urbanicity



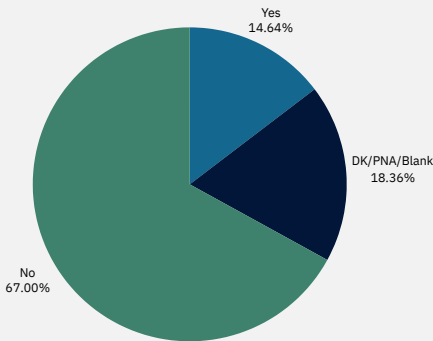
Race



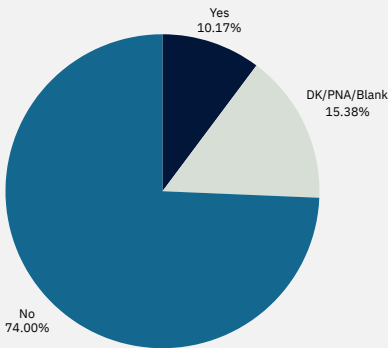
Hispanic/Latino/Spanish Descent



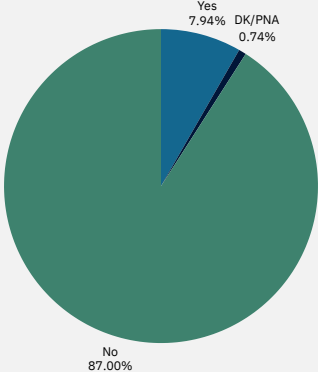
Family Received Public Assistance Pre-18



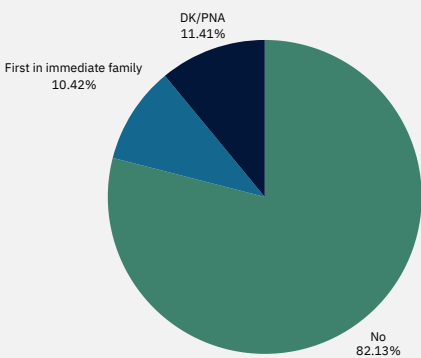
Contributed to Family Income Pre-18



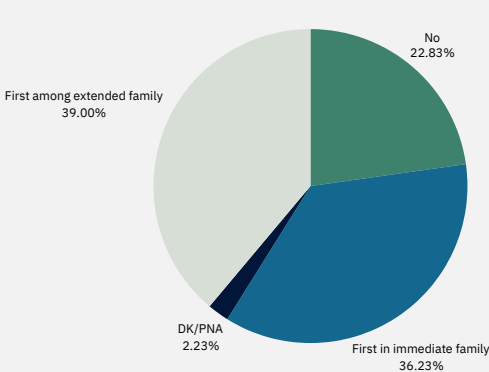
Disability Status



First Generation College



First Generation Med School



Response Abbreviations
DK: Don't Know
PNA: Prefer Not to Answer

Specialties Matching Service® (SMS®)

The NRMP Specialties Matching Service® (SMS®) conducts matches for subspecialty fellowship positions. The first Fellowship Match was conducted in 1984. For the 2024 appointment year, the SMS provided services for 77 subspecialties in 22 separate matches.



SMS Fellowship Matches
2024 Appointment Year is Largest in History

14,034 Applicants

AN INCREASE OF 115 OVER 2023

14,169 Total Positions

AN INCREASE OF 804 OVER 2023



% Applicants Matched



% Positions Filled



Total Specialties



Specialties filling at
least 90% of positions

5-Year Trends (2020–2024)

APPLICANTS

▲ **835**

US MD Grads

▲ **602**

US DO Grads

▲ **211**

US Citizen IMGs

▲ **342**

Non-US Citizen IMGs

IMGs=International Medical Graduates

FELLOWS

After medical school, physician learners, or residents, complete a residency in a core specialty. Some residents may then seek additional training in a subspecialty or fellowship program. Interested eligible individuals can then apply to subspecialties or fellowships and register for the appropriate match.

To participate in a Specialties Matching Service® Fellowship Match, prior to the start of training, an applicant must have completed all training required for the position, must meet all requirements for entry into graduate medical education (GME) as prescribed by the appropriate organization, and any additional eligibility requirements provided by the sponsoring institution (e.g., a teaching hospital).

FELLOWSHIP MATCHES

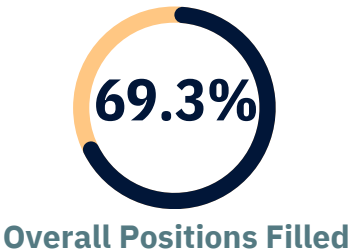
Colon and Rectal Surgery
Emergency Medicine
Epilepsy and Clinical Neurophysiology
Female Pelvic Med & Reconstructive Surgery
Hand Surgery
Headache Medicine
Laryngology
Medical Genetics
Medicine and Pediatrics Specialties
Pain Medicine
Pathology
Pediatric Surgery
Psychiatry
Radiology
Rehabilitation Medicine
Spinal Cord Injury Medicine
Sports Medicine
Surgical Critical Care
Surgical Oncology
Thoracic Surgery
Vascular Neurology
Vascular Surgery

2024 Specialties Matching Service Snapshot

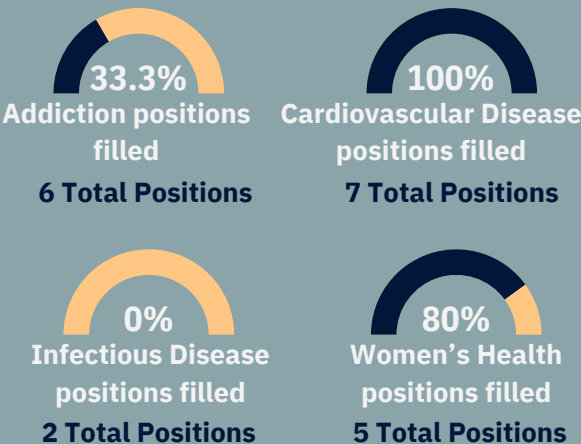
INDIANA

The data for the 2024 NRMP Specialties Matching Service® (SMS®) was conducted in 2023 and early 2024. New residents generally begin their fellowship training in their matched hospital by July 1.

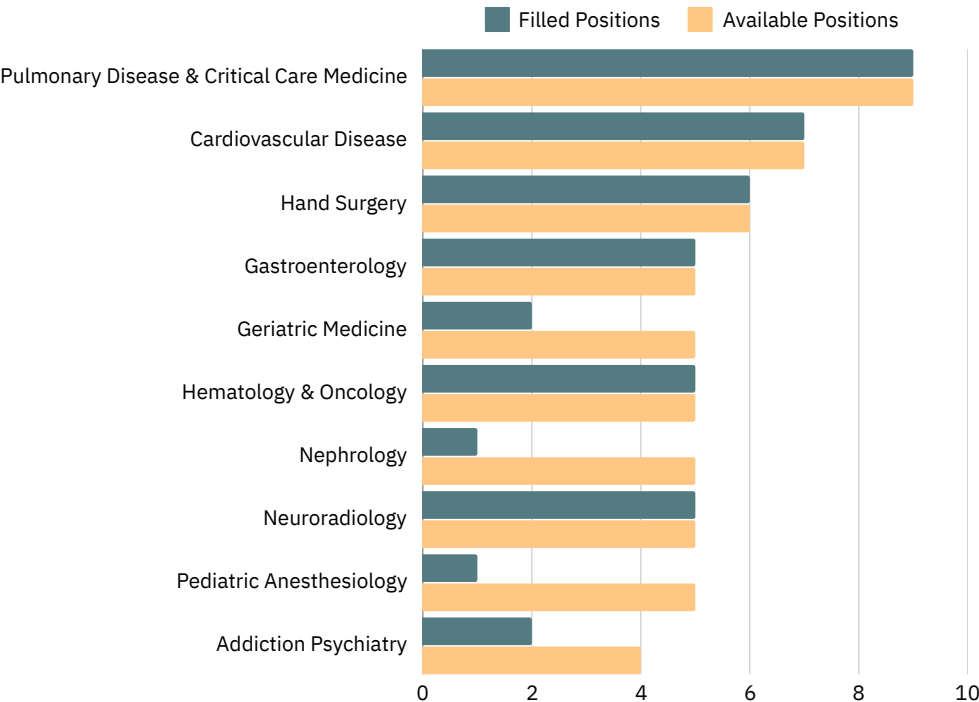
104
Applicants Placed In Fellowship Training Programs in Indiana



SPECIALTIES OF INTEREST



TOP 10 SMS POSITIONS OFFERED/FILLED BY SPECIALTY



APPLICANT TYPES IN INDIANA PROGRAMS IN 2024

65.4% US MD Grads
16.3% US DO Grads
5.8% US IMGs
12.5% Non-US IMGs

APPLICANT TYPE ABBREVIATIONS:

US MD Seniors: A 4th-year medical student in a U.S. allopathic medical school accredited by the Liaison Committee on Medical Education (LCME) with a graduation date after July 1 in the year before the Match
US DO Seniors: A 4th-year medical student in a U.S. osteopathic medical school accredited by the Commission on Osteopathic College Accreditation (COCA) with a graduation date after July 1 in the year before the Match
US MD Grads: Graduates of U.S. medical schools accredited by the LCME
US DO Grads: Graduates of U.S. medical schools accredited by the COCA
US IMGs: A U.S. citizen who attended an international medical school
Non-US IMGs: A non-U.S. citizen who attended an international medical school



National Resident Matching Program® (NRMP®)

The NRMP, also known as The Match®, is a non-profit organization that for more than 70 years has placed medical students and young physicians into the nation's clinical training programs. The Match ensures that a steady pipeline of highly qualified professionals is building the necessary skills to care for patients across the country through a process that is fair, equitable, efficient, transparent, and reliable.



2024 Main Residency Match

44,853

Certified Applicants

4.4% increase
since 2023

41,503

Total Positions

2.8% increase
since 2023



Certified applicants
matched to PGY-1
positions



PGY-1 positions
filled*

Overall Placement Rates

PERCENT CHANGE IN PLACED APPLICANTS SINCE 2023

US MD Seniors

97.9%

Active Applicant
Placement Rate

↓ 0.3% US MD Seniors

US DO Seniors

98.5%

Active Applicant
Placement Rate

↓ 0.2% US DO Seniors

US Citizen IMGs

73.4%

Active Applicant
Placement Rate

↓ 0.7% US Citizen IMGs

Non-US Citizen IMGs

61.5%

Active Applicant
Placement Rate

↓ 0.9% Non-US Citizen IMGs

Program Highlights

INCREASE IN NUMBER FROM 2023

- 1,128 more certified positions
- 125 more certified programs
- 719 more positions in Primary Care

*Includes preliminary positions



How We Make A Difference

- NRMP data informs national trends in specialty preferences and reflects physician distribution across the U.S.
- NRMP research drives national conversations about bias in medical education and equity in population health.
- NRMP Matches have served more than 1.4 million applicants for both residency and fellowship training since 1992.



How We Do It

- Applicants submit to the NRMP lists of programs ranked from most to least preferred of where they would like to train. At the same time, training programs submit lists of applicants who they would most like to train.
- Using a proprietary algorithm, the NRMP places applicants with their most preferred programs that also prefer them.
- Once matched, applicants and programs enter into a binding commitment for training. The binding commitment ensures the continuity and distribution of physicians into community-based and academic centers across the U.S.
- With a Match, applicants and programs are treated equally, and their preferences drive outcomes, thereby reducing bias and inequities in training selection.