



National Resident Matching Program® (NRMP®)

The NRMP, also known as The Match®, is a non-profit organization that for more than 70 years has placed medical students and young physicians into the nation's clinical training programs. The Match ensures that a steady pipeline of highly qualified professionals is building the necessary skills to care for patients across the country through a process that is fair, equitable, efficient, transparent, and reliable.



2024 Main Residency Match

44,853

Certified Applicants

4.4% increase
since 2023

41,503

Total Positions

2.8% increase
since 2023



Certified applicants
matched to PGY-1
positions



PGY-1 positions
filled*

Overall Placement Rates

PERCENT CHANGE IN PLACED APPLICANTS SINCE 2023

US MD Seniors

97.9%

Active Applicant
Placement Rate

↓ 0.3% US MD Seniors

US DO Seniors

98.5%

Active Applicant
Placement Rate

↓ 0.2% US DO Seniors

US Citizen IMGs

73.4%

Active Applicant
Placement Rate

↓ 0.7% US Citizen IMGs

Non-US Citizen IMGs

61.5%

Active Applicant
Placement Rate

↓ 0.9% Non-US Citizen IMGs

Program Highlights

INCREASE IN NUMBER FROM 2023

- 1,128 more certified positions
- 125 more certified programs
- 719 more positions in Primary Care

*Includes preliminary positions



How We Make A Difference

- NRMP data informs national trends in specialty preferences and reflects physician distribution across the U.S.
- NRMP research drives national conversations about bias in medical education and equity in population health.
- NRMP Matches have served more than 1.4 million applicants for both residency and fellowship training since 1992.



How We Do It

- Applicants submit to the NRMP lists of programs ranked from most to least preferred of where they would like to train. At the same time, training programs submit lists of applicants who they would most like to train.
- Using a proprietary algorithm, the NRMP places applicants with their most preferred programs that also prefer them.
- Once matched, applicants and programs enter into a binding commitment for training. The binding commitment ensures the continuity and distribution of physicians into community-based and academic centers across the U.S.
- With a Match, applicants and programs are treated equally, and their preferences drive outcomes, thereby reducing bias and inequities in training selection.

2024 Main Residency Match Snapshot

MONTANA

The 2024 Main Residency Match (MRM) was completed on March 15. New residents begin their core training in their matched hospital by July 1 and remain there, depending on their specialty, for 3 to 7 years.

34

Applicants Placed In Residency Training Programs in Montana

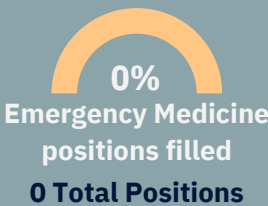


Overall Positions
2 more positions since 2023

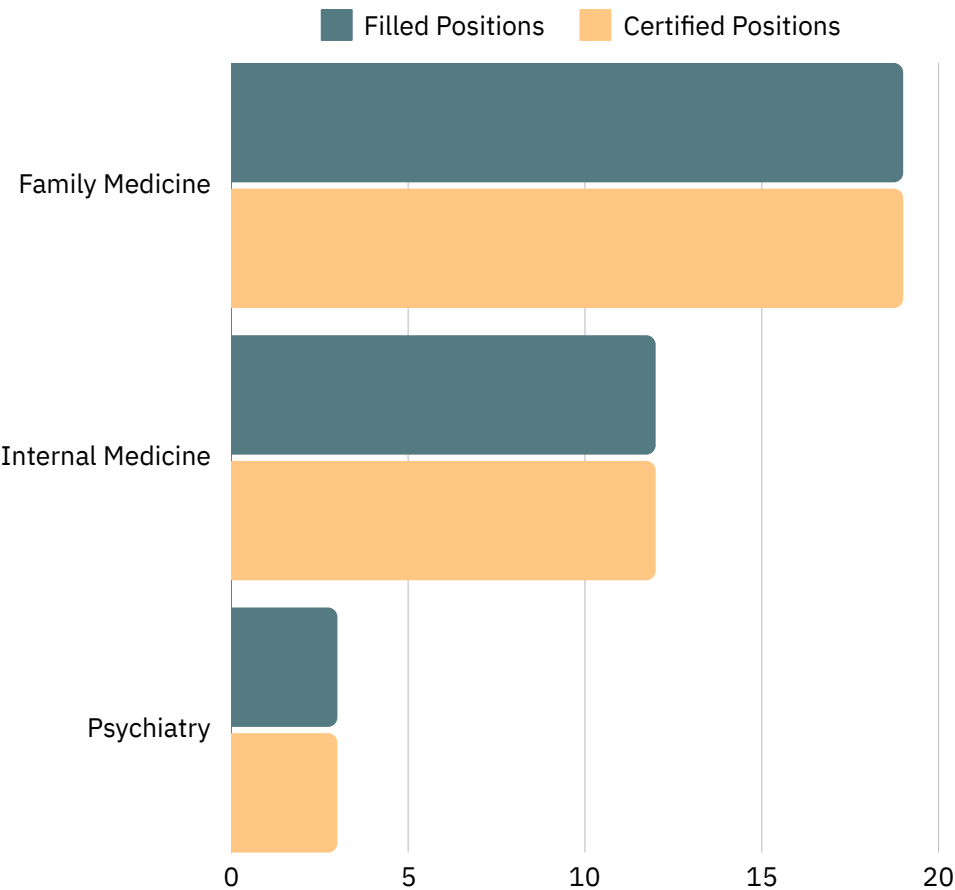


Overall Positions Filled
6.2% increase since 2023

SPECIALTIES OF INTEREST



TOP MRM POSITIONS OFFERED/FILLED BY SPECIALTY



APPLICANT TYPES IN MONTANA PROGRAMS IN 2024

- 58.8% US MD Seniors
- 38.2% US DO Seniors
- 0% US MD Grads
- 0% US DO Grads
- 0% US IMGs
- 2.9% Non-US IMGs

APPLICANT TYPE ABBREVIATIONS:

US MD Seniors: A 4th-year medical student in a U.S. allopathic medical school accredited by the Liaison Committee on Medical Education (LCME) with a graduation date after July 1 in the year before the Match

US DO Seniors: A 4th-year medical student in a U.S. osteopathic medical school accredited by the Commission on Osteopathic College Accreditation (COCA) with a graduation date after July 1 in the year before the Match

US MD Grads: Graduates of U.S. medical schools accredited by the LCME

US DO Grads: Graduates of U.S. medical schools accredited by the COCA

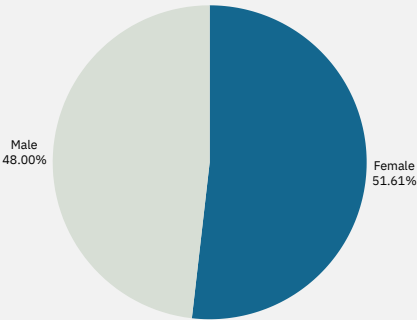
US IMGs: A U.S. citizen who attended an international medical school

Non-US IMGs: A non-U.S. citizen who attended an international medical school

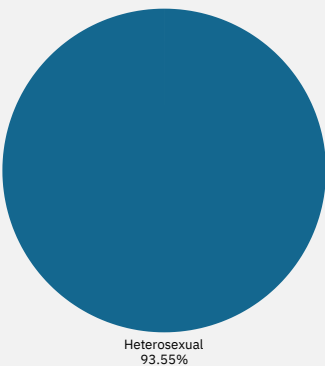
Matched Applicant Characteristics

The below data is self-reported. Please note, not all applicants chose to respond and the NRMP has suppressed fields that did not meet minimum thresholds to protect confidentiality.

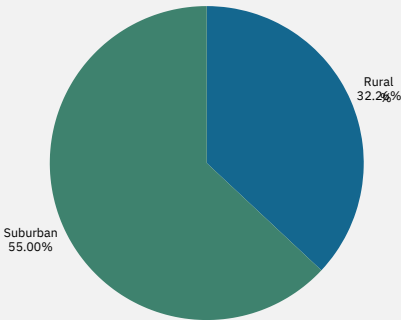
Birth Sex



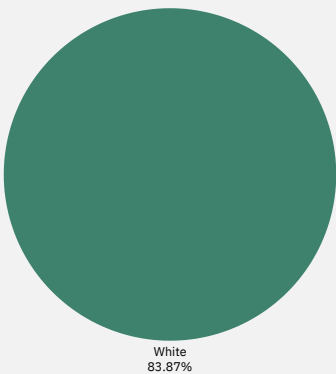
Sexual Orientation



Childhood Urbanicity



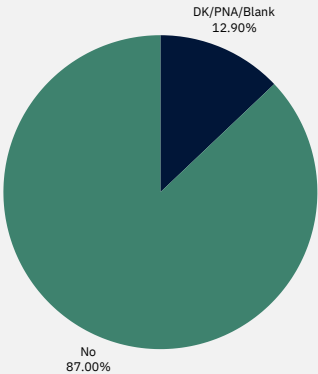
Race



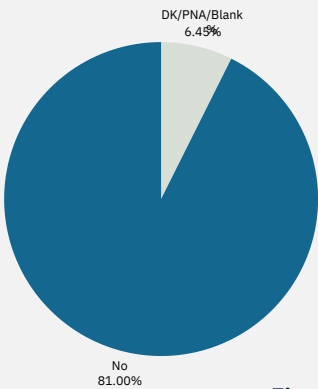
Hispanic/Latino/Spanish Descent



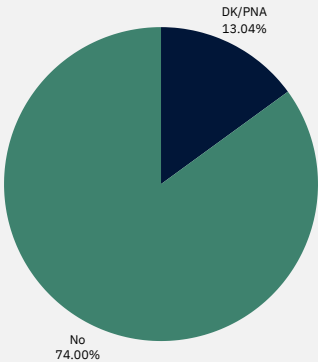
Family Received Public Assistance Pre-18



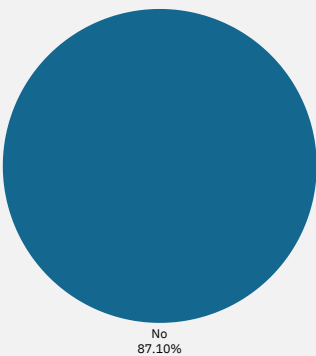
Contributed to Family Income Pre-18



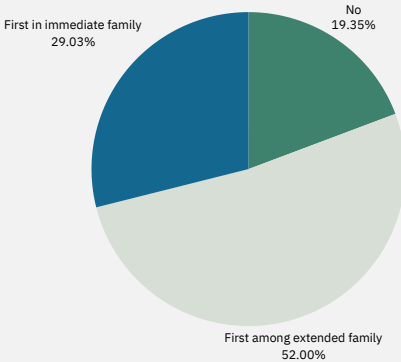
Disability Status



First Generation College



First Generation Med School



Response Abbreviations
DK: Don't Know
PNA: Prefer Not to Answer