

# Results and Data

---

## Specialties Matching Service<sup>®</sup>

### 2026 Appointment Year

---

February 2026

[www.nrmp.org](http://www.nrmp.org)

Requests for permission to use these data, as well as questions about the content of this publication or any National Resident Matching Program data, may be directed to NRMP at [datarequest@nrmp.org](mailto:datarequest@nrmp.org).

No part of the data provided by NRMP may be used as an input to or otherwise in connection with any machine learning or artificial intelligence models, algorithms, or other tools without the express written consent of the NRMP.

Questions about the NRMP should be directed to Donna L. Lamb, D.H.Sc., M.B.A., B.S.N.,  
President and CEO  
at [admin@nrmp.org](mailto:admin@nrmp.org).

Suggested Citation

National Resident Matching Program, Results and Data: Specialties Matching Service 2026  
Appointment Year. National Resident Matching Program, Washington, DC. 2026.

Copyright © 2026 National Resident Matching Program, 455 Massachusetts Avenue NW, Suite 310,  
Washington, DC 20001 USA. All rights reserved. Permission to use, copy and/or distribute any  
documentation and/or related images from this publication shall be expressly obtained from the  
NRMP.

# NRMP Board of Directors

## NATIONAL RESIDENT MATCHING PROGRAM

455 Massachusetts Avenue, NW

Suite 310

Washington, DC 20001

The NRMP is governed by a 20-member Board of Directors, including:

- Chair, Chair Designate, Secretary/Treasurer, and Immediate Past Chair
- One Designated Institutional Official (DIO)
- One Osteopathic Physician (DO)
- Two graduate medical education program directors
- Three medical students, one of whom is enrolled in a US DO medical school
- Three resident physicians, one who is a US DO graduate and one who is an international medical graduate (IMG)
- One public or non-physician member
- President and CEO (non-voting)

### Officers

- **Board Chair:** Natasha N. Bray, D.O., M.S.Ed, Campus Dean at Oklahoma State University College of Osteopathic Medicine - Cherokee Nation Campus; Associate Dean Accreditation, Oklahoma State University Center for Health Sciences; Associate Program Director for the rural-based Tahlequah Medical Group Internal Medicine Residency Program; Clinical Associate Professor of Rural Medicine
- **Chair Designate:** Michael G. Kavan, Ph.D., Associate Dean, Professor of Family and Community Medicine, and Professor of Psychiatry; Creighton University School of Medicine
- **Secretary/Treasurer:** Jennifer LaFemina, M.D., F.A.C.S., General Surgery Program Director and Associate Professor of Surgery; University of Massachusetts Chan Medical School
- **President and Chief Executive Officer:** Donna L. Lamb, D.H.Sc., M.B.A., BSN., National Resident Matching Program

### Board Members, 2025-2026

- Cary B. Aarons, M.D., M.S.Ed, F.A.C.S., FASCRS, Program Director, General Surgery Residency and Vice Chair of Education, Department of Surgery Columbia University
- Alizeh Abbas, M.D., General Surgery Resident, University of Alabama, Birmingham (UAB)
- Glenn T. Ault, M.D., M.S.Ed, Senior Associate Dean, Graduate Medical Education and DIO, University of Southern California, Keck School of Medicine
- Omari Baines-Waiz, D.O., M.B.A., Psychiatry Resident, Atrium Health
- Peter Carek, M.D., M.S., Chair, Department of Family Medicine, Prisma Health
- Deborah Clements, M.D., Chair, Family and Community Medicine, Northwestern University Feinberg School of Medicine
- E. Sander Connolly, Jr., M.D., Chair, Department of Neurological Surgery, Columbia University College of Physicians and Surgeons
- Emily M. Hawes, PharmD., BCPS, CPP, Professor, University of North Carolina School of Medicine, Department of Family Medicine
- Cathy Lazarus, M.D., Associate Dean for Student Affairs and Records, LSU Health Sciences Center, New Orleans
- Dakota J. Marshall, D.O. Candidate, Arizona College of Osteopathic Medicine
- Mytien Nguyen, M.D./Ph.D. Candidate, Yale School of Medicine
- Maria E. Padilla, M.D., F.A.A.P., MSc, MEdL, Executive Associate Dean of Academic and Student Affairs, NOVA Southeastern University Dr. Kiran C. Patel College of Allopathic Medicine
- Robert L. Phillips Jr., M.D., MSPH, Executive Director, The Center for Professionalism & Value in Health Care
- Sujay Ratna, M.D. Candidate, Icahn School of Medicine at Mount Sinai
- Colin P. West, M.D., Ph.D., Medical Director for Employee Well-Being, Mayo Clinic
- Acacia Williams, M.D., M.B.A., Internal Medicine Resident, Case Western Reserve University

# Table of Contents

NRMP Board of Directors.....	i
About the NRMP.....	iv
About the Specialties Matching Service .....	1
Figure 1. Numbers of Applicants and Programs Participating in the Specialties Matching Service (SMS) by Appointment Year, 1993-2026.....	1
Definitions.....	2
Figure 2. Fellowship Match Calendar for 2026 Appointment Year .....	3
Introduction.....	5
Table 1A. Fellowship Match Summary for U.S. MD Graduates, 2026 .....	6
Table 1B. Fellowship Match Summary for U.S. DO Graduates, 2026.....	9
Table 1C. Fellowship Match Summary, for U.S. IMGs, 2026 .....	11
Table 1D. Fellowship Match Summary, for Non-U.S. IMGs, 2026 .....	13
Table 2. Fellowship Matches by Specialty and Applicant Type, 2026 Appointments.....	15
Table 3. Number of Positions per Active Applicant, 2017-2026 .....	18
Figure 3. Positions per All Active and Active U.S. MD Graduate Applicants, 2017-2026.....	18
Table 4. Fellowship Applicants by Applicant Type and Appointment Year, 2022-2026 .....	20
Figure 4. Numbers of Active Applicants and Percentages Matched by Applicant Type, 2022-2026 .....	21
Table 5. Fellowship Matches by Specialty and Applicant Choice, 2026 Appointments.....	22
Table 6A. Number of Positions Offered and Percent Filled by U.S. MD Graduates and All Applicants, 2022-2026.....	25
Table 6B. Number of Positions Offered and Percent Filled by U.S. DO Graduates and All Applicants, 2022-2026.....	28
Table 6C. Number of Positions Offered and Percent Filled by U.S. IMGs Graduates and All Applicants, 2022-2026.....	30
Table 6D. Number of Positions Offered and Percent Filled by Non-U.S. IMGs Graduates and All Applicants, 2022-2026.....	32

# Table of Contents

## Fellowship Match Trends by Specialty and Appointment Year

Academic General Pediatrics .....	35	Laryngology .....	77
Addiction Medicine.....	36	Maternal-Fetal Medicine .....	78
Addiction Psychiatry.....	37	Medical Genetics .....	79
Adolescent Medicine.....	38	Medical Toxicology.....	80
Adult Congenital Heart Disease.....	39	Minimally Invasive Gynecologic Surgery.....	81
Advanced Heart Failure & Transplant Cardiology .....	40	Molecular Genetic Pathology .....	82
Allergy and Immunology .....	41	Musculoskeletal Radiology .....	83
Bone & Soft Tissue Pathology .....	42	Neonatal-Perinatal Medicine .....	84
Brain Injury Medicine .....	43	Nephrology.....	85
Breast Imaging .....	44	Neuroradiology.....	86
Cancer Rehabilitation.....	45	Oncology .....	87
Cardiovascular Disease .....	46	Pain Medicine.....	88
Child Abuse.....	47	Pediatric Anesthesiology .....	89
Child and Adolescent Psychiatry .....	48	Pediatric Cardiology.....	90
Clinical Cardiac Electrophysiology.....	49	Pediatric Critical Care Medicine .....	91
Clinical Neurophysiology .....	50	Pediatric Emergency Medicine.....	92
Clinical Ultrasound .....	51	Pediatric Endocrinology .....	93
Colon and Rectal Surgery .....	52	Pediatric Gastroenterology .....	94
Complex Family Planning.....	53	Pediatric Hematology/Oncology .....	95
Consultation-Liaison Psychiatry .....	54	Pediatric Hospital Medicine .....	96
Critical Care Medicine .....	55	Pediatric Infectious Diseases.....	97
Developmental and Behavioral Pediatrics.....	56	Pediatric Nephrology.....	98
Emergency Medical Services.....	57	Pediatric Pulmonology .....	99
Emergency Radiology .....	58	Pediatric Rehabilitation Medicine .....	100
Endocrinology, Diabetes, and Metabolism .....	59	Pediatric Rheumatology .....	101
Epilepsy.....	60	Pediatric Surgery .....	102
Forensic Pathology.....	61	Pediatric Transplant Hepatology .....	103
Forensic Psychiatry .....	62	Pediatric and Adolescent Gynecology.....	104
Gastroenterology .....	63	Pulmonary Disease .....	105
Geriatric Medicine .....	64	Pulmonary Disease and Critical Care Medicine .....	106
Global Emergency Medicine.....	65	Reproductive Endocrinology.....	107
Gynecologic Oncology.....	66	Rheumatology .....	108
Hand Surgery .....	67	Sleep Medicine.....	109
Headache Medicine.....	68	Spinal Cord Injury Medicine .....	110
Hematology .....	69	Sports Medicine.....	111
Hematology and Oncology.....	70	Surgical Critical Care .....	112
Hematopathology .....	71	Surgical Oncology .....	113
Hospice and Palliative Medicine.....	72	Thoracic Surgery .....	114
Infectious Disease .....	73	Urogynecology and Reconstructive Pelvic Surgery .....	115
Interventional Cardiology .....	74	Vascular Neurology.....	116
Interventional Pulmonology.....	75	Vascular Surgery .....	117
Interventional Radiology.....	76		

The National Resident Matching Program® (NRMP®) is a private, not-for-profit corporation established in 1953 to optimize the rank-ordered choices of applicants and program directors for clinical training in the United States. The NRMP is not an application processing service, interview service, or accreditor; rather, it provides an impartial venue for matching applicants' and programs' preferences for each other using an internationally recognized mathematical algorithm.

### **Mission**

The National Resident Matching Program (The Match), known for its integrity and transparency, is the foremost provider of reliable and trusted global matching services. The Match facilitates the efficient placement of physician learners to U.S.-based residency and fellowship training programs and leverages its premier data and analyses to enhance the healthcare environment while fostering innovation and advancing professionalism across the transition to residency and the physician workforce.

### **Vision**

To empower a strong global physician workforce through pioneering and innovative matching solutions, novel data-driven insights, and national leadership on issues impacting medical education and ultimately, population health.

### **Values**

Our vision is achieved through our core values and principles:

- Ethics:
  - We act with honesty, trustworthiness, and accountability
- Equity:
  - We ensure access and opportunity for all
- Efficacy:
  - We leverage our experience and expertise to advance transformative and efficient match processes
- Engagement:
  - We cultivate respectful, collaborative, and productive relationships through active listening and courageous and candid communications

## About the Specialties Matching Service®

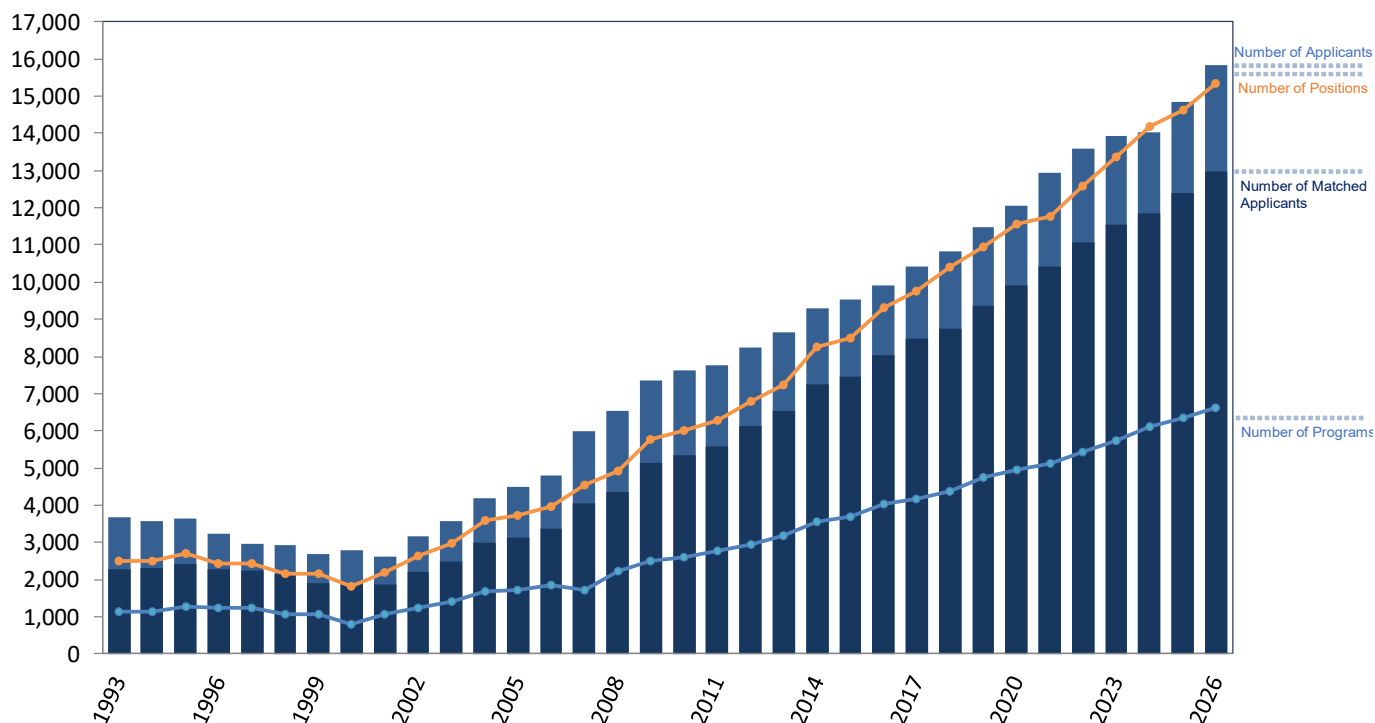
The NRMP Specialties Matching Service® (SMS®) conducts matches for advanced residency and fellowship positions (i.e., subspecialty fellowship programs). The first Fellowship Match was conducted in 1984 for Colon and Rectal Surgery.

Fellowship Matches occur throughout the year, and generally begin in July or August. Because Fellowship Match appointments may begin anywhere from 6 to 14 months after their Match Days, data are reported for the appointment year instead of the Match year. A complete list of the subspecialties participating in the SMS for the 2026 appointment year is shown in Figure 2 on page 3.

For the 2026 appointment year the SMS filled programs across 81 subspecialties in 23 separate Matches offering 15,358 fellowship positions (Figure 1). Three new subspecialties joined the SMS for 2026 appointments as part of the Pathology Fellowship Match: Bone & Soft Tissue Pathology, Hematopathology, and Molecular Genetic Pathology. A new single-specialty Match for Forensic Psychiatry was also added to the SMS in 2025 for 2026 appointments.

As reflected in Figure 1, the trend for applicants, matched applicants, positions, and programs offering positions has been one of growth. In 2026, there were 15,846 active applicants across all SMS Matches representing an increase of 1,013 from 2025 appointment year.

**Figure 1** Numbers of Applicants and Programs Participating in the Specialties Matching Service® (SMS®) by Appointment Year, 1993-2026



For more information about the NRMP's Specialties Matching Service, please visit NRMP's [website](#).

Data and reports for the NRMP's Specialties Matching Service® can be found on NRMP's Match Data page. [Fellowship Match Outcomes: Results and Data Report](#)

Data and reports for the NRMP's Main Residency Match® can be found on NRMP's Match Data page. [Residency Match Outcomes: Results and Data Report](#)

Instructions on how to request more data are provided at NRMP's [Submit a Data Request](#)

## Definitions/Organizations

ACGME	Accreditation Council for Graduate Medical Education
Active Applicant	An active applicant is one who submits a certified rank order list of programs.
Applicant Type	The NRMP classifies SMS® applicants into six types: <ul style="list-style-type: none"><li>• <i>Graduates of U.S. medical schools:</i><ul style="list-style-type: none"><li>• Graduates of U.S. medical schools accredited by the Liaison Committee on Medical Education (LCME); <i>also referred to as U.S. MD graduates.</i></li><li>• Graduates of U.S. medical schools accredited by the Commission on Osteopathic College Accreditation (COCA); <i>also referred to as U.S. DO graduates.</i></li></ul></li><li>• <i>Graduates of Canadian medical schools:</i> Graduates of Canadian medical schools accredited by the Committee on Accreditation of Canadian Medical Schools (CACMS); also referred to as Canadian graduates.</li><li>• <i>Graduates of Fifth Pathway programs:</i> Graduates of a U.S. Fifth Pathway program; also referred to as Fifth Pathway graduates.</li><li>• <i>U.S. citizen graduates of international medical schools:</i> A U.S. citizen who attended an international medical school; also referred to as U.S. IMGs.</li><li>• <i>Non-U.S. citizen graduates of international medical schools:</i> A non-U.S. citizen who attended an international medical school; also referred to as non-U.S. IMGs.</li></ul>
NRMP®	National Resident Matching Program®
Program	A clinical training program that submits a certified rank order list.
RC	Review Committee, Accreditation Council for Graduate Medical Education
SMS®	NRMP Specialties Matching Service®

Match/Specialty	Match Year	Appointment Year	Match Open	Match Day
<b>Colon and Rectal Surgery</b>	2025	2026	08/06/2025	10/22/2025
<b>Emergency Medicine</b>	2025	2026	08/20/2025	11/19/2025
<ul style="list-style-type: none"> <li>• Clinical Ultrasound**</li> <li>• Emergency Medical Services</li> <li>• Global Emergency Medicine**</li> <li>• Medical Toxicology*</li> </ul>				
<b>Epilepsy and Clinical Neurophysiology</b>	2025	2026	02/12/2025	05/14/2025
<ul style="list-style-type: none"> <li>• Clinical Neurophysiology</li> <li>• Epilepsy</li> </ul>				
<b>Forensic Psychiatry</b>	2025	2026	08/06/2025	10/22/2025
<b>Hand Surgery*</b>	2025	2026	02/12/2025	05/14/2025
<b>Headache Medicine**</b>	2025	2026	05/21/2025	08/06/2025
<b>Laryngology**</b>	2025	2026	02/05/2025	04/30/2025
<b>Medical Genetics</b>	2025	2026	08/06/2025	10/22/2025
<b>Medicine and Pediatric Specialties</b>	2025	2026	08/27/2025	12/03/2025
<ul style="list-style-type: none"> <li>• Academic General Pediatrics**</li> <li>• Addiction Medicine*</li> <li>• Addiction Psychiatry</li> <li>• Adolescent Medicine</li> <li>• Adult Congenital Heart Disease</li> <li>• Advanced Heart Failure &amp; Transplant Cardiology</li> <li>• Allergy and Immunology</li> <li>• Cardiovascular Disease</li> <li>• Child Abuse</li> <li>• Clinical Cardiac Electrophysiology</li> <li>• Critical Care Medicine</li> <li>• Developmental and Behavioral Pediatrics</li> <li>• Endocrinology, Diabetes, and Metabolism</li> <li>• Gastroenterology</li> <li>• Geriatric Medicine*</li> <li>• Hematology and Oncology</li> <li>• Hospice and Palliative Medicine</li> <li>• Infectious Disease</li> <li>• Interventional Cardiology</li> <li>• Interventional Pulmonology***</li> <li>• Neonatal-Perinatal Medicine</li> <li>• Nephrology</li> <li>• Oncology</li> <li>• Pediatric Cardiology</li> <li>• Pediatric Critical Care Medicine</li> <li>• Pediatric Emergency Medicine*</li> <li>• Pediatric Endocrinology</li> <li>• Pediatric Gastroenterology</li> <li>• Pediatric Hematology/Oncology</li> <li>• Pediatric Hospital Medicine</li> <li>• Pediatric Infectious Diseases</li> <li>• Pediatric Nephrology</li> <li>• Pediatric Pulmonology</li> <li>• Pediatric Rheumatology</li> <li>• Pediatric Transplant Hepatology</li> <li>• Pulmonary Disease</li> <li>• Pulmonary Disease and Critical Care Medicine</li> <li>• Rheumatology</li> <li>• Sleep Medicine*</li> </ul>				
<b>Obstetrics &amp; Gynecology</b>	2025	2026	06/25/2025	10/01/2025
<ul style="list-style-type: none"> <li>• Complex Family Planning***</li> <li>• Gynecologic Oncology</li> <li>• Maternal-Fetal Medicine</li> <li>• Minimally Invasive Gynecologic Surgery**</li> <li>• Pediatric and Adolescent Gynecology**</li> <li>• Reproductive Endocrinology</li> </ul>				
<b>Pain Medicine</b>	2025	2026	06/25/2025	10/01/2025
<b>Pathology</b>	2025	2026	02/05/2025	04/30/2025
<ul style="list-style-type: none"> <li>• Bone &amp; Soft Tissue Pathology**</li> <li>• Forensic Pathology</li> <li>• Hematopathology</li> <li>• Molecular Genetic Pathology</li> </ul>				
<b>Pediatric Surgery***</b>	2025	2026	02/05/2025	04/30/2025
<b>Psychiatry</b>	2026	2026	10/15/2025	01/07/2026
<ul style="list-style-type: none"> <li>• Child and Adolescent Psychiatry</li> <li>• Consultation-Liaison Psychiatry</li> </ul>				

Match/Specialty	Match Year	Appointment Year	Match Open	Match Day
<b>Radiology</b>	2025	2026	03/12/2025	06/18/2025
<ul style="list-style-type: none"> <li>• Breast Imaging**</li> <li>• Emergency Radiology**</li> <li>• Interventional Radiology</li> <li>• Musculoskeletal Radiology***</li> <li>• Neuroradiology</li> </ul>				
<b>Rehabilitation Medicine</b>	2025	2026	09/17/2025	12/17/2025
<ul style="list-style-type: none"> <li>• Brain Injury Medicine*</li> <li>• Cancer Rehabilitation**</li> <li>• Pediatric Rehabilitation Medicine</li> </ul>				
<b>Spinal Cord Injury Medicine</b>	2025	2026	08/06/2025	10/22/2025
<b>Sports Medicine*</b>	2026	2026	10/15/2025	01/07/2026
<b>Surgical Critical Care</b>	2025	2026	06/11/2025	08/27/2025
<b>Surgical Oncology***</b>	2025	2026	03/12/2025	06/18/2025
<b>Thoracic Surgery and Vascular Surgery</b>	2025	2026	02/05/2025	04/30/2025
<ul style="list-style-type: none"> <li>• Thoracic Surgery</li> <li>• Vascular Surgery</li> </ul>				
<b>Urogynecology &amp; Reconstructive Pelvic Surgery</b>	2025	2026	05/21/2025	08/06/2025
<b>Vascular Neurology</b>	2025	2026	02/05/2025	04/30/2025

\* In most cases specialties are grouped by the ACGME Review Committees (RCs). Some specialties are under the auspices of multiple RCs. For 2026 appointments, the specialties under the auspices of multiple RCs are:

- Addiction Medicine
- Brain Injury Medicine: Neurology and Physical Medicine & Rehabilitation
- Geriatric Medicine: Family Medicine and Internal Medicine
- Hand Surgery: Orthopaedic Surgery, Surgery, and Plastic Surgery
- Medical Toxicology: Emergency Medicine and Preventive Medicine
- Pediatric Emergency Medicine: Pediatrics and Emergency Medicine
- Sleep Medicine: Internal Medicine, Neurology, Pediatrics, and Psychiatry
- Sports Medicine: Emergency Medicine, Family Medicine, Pediatrics, and Physical Medicine & Rehabilitation
- Urogynecology and Reconstructive Pelvic Surgery: Urology and OB/GYN

\*\* Not accredited by the ACGME

\*\*\* Some specialties have programs within the specialty that are not accredited by the ACGME. For 2026 appointments, those specialties include:

- Complex Family Planning
- Interventional Pulmonology
- Musculoskeletal Radiology
- Pediatric Surgery
- Surgical Oncology

This report summarizes all Fellowship matches conducted by the NRMP Specialties Matching Service® (SMS®). Data are reported for matches conducted in 2025 and early 2026 for appointments beginning in July 2026. Graphs show five-year trend data by subspecialty for the numbers of program tracks, positions, applicants and match rates. Numbers of positions offered and filled for each participating program between 2022 and 2026 can be found at:

[Program Results: Specialties Matching Service® 2022-2026 Appointment Years](#)

The 2026 report includes four new subspecialties: Forensic Psychiatry, Molecular Genetic Pathology, Hematopathology and Bone & Soft Tissue Pathology.

The 2026 appointment year was the largest in the history of the SMS. The Matches encompassed:

- 6,606 program tracks submitted certified rank order lists, an increase of 272 programs from the 2025 appointment year, in 81 subspecialties.
- Of the 15,358 fellowship positions offered, an increase of 738 positions (five percent) from last year, 12,963 (84.4 percent) were filled.
- Of the 6,606 participating programs, 4,993 (75.6%) filled all positions when the matching algorithm was processed.
- 15,846 active applicants, an increase of 1,013 (6.8 percent) from 2025, participated in at least one Fellowship Match, of whom 12,963 (81.8%) obtained positions.

Questions about the Specialties Matching Service should be directed in writing to:

**Donna L. Lamb, D.H.Sc., M.B.A., B.S.N.,**  
**President and Chief Executive Officer**  
**National Resident Matching Program**  
**455 Massachusetts Avenue NW, Suite 310**  
**Washington, DC 20001**  
**admin@nrmp.org**

## Table 1

Table 1 provides a summary of the SMS® Fellowship Matches for appointment year 2026. It also provides ranking and matching data for U.S. MD graduates (Table 1A), U.S. DO graduates (Table 1B), U.S. IMGs (Table 1C) and Non-U.S. IMGs (Table 1D).

Using Allergy and Immunology from Table 1A as an example:

- The first two columns (“No. of Applicants”) show that 134 U.S. MD medical school graduates and 241 total applicants ranked at least one Allergy and Immunology program.
- The next two columns (“Positions Offered” and “No. of Pgms”) show that a total of 177 positions were offered by 101 Allergy and Immunology programs.
- The “No. of Matches” columns show that of the 177 positions offered in Allergy and Immunology, 110 were filled by U.S. MD graduates, and 175 were filled overall.
- The percentages of positions filled (calculated as “No. of Matches” divided by “Positions Offered”) can be found in the “% Filled” columns. Of the fellowship positions offered in Allergy and Immunology, 62.1 percent were filled by U.S. MD graduates and 98.9 percent were filled overall.
- The “Ranked Positions” columns show that the 101 Allergy and Immunology programs were ranked 1,267 times by U.S. MD graduates and 1,987 times by all applicants (including U.S. MD graduates).
- The last column (“Unfilled Programs”) shows that 2 Allergy and Immunology programs had at least 1 unfilled position after the matching algorithm had been processed.

Of the 81 participating subspecialties, 26 filled 90 percent or more of the positions offered and 32 filled less than 75 percent, including 8 subspecialties that filled less than 50 percent of their positions. Specialties that fail to fill a majority of positions have significantly more positions available than applicants.

**Table 1A Fellowship Match Summary for U.S. MD Graduates, 2026 Appointments**

Specialty	No. of Applicants+		Positions Offered	No. of Pgms+++	No. of Matches		% Filled		Ranked Positions		Unfilled Pgms
	U.S. MD Grads++	All Apps			U.S. MD Grads	All Apps	U.S. MD Grads	All Apps	U.S. MD Grads	All Apps	
<b>Addiction</b>											
Addiction Medicine*	117	201	271	106	102	173	37.6	63.8	711	1,385	53
Addiction Psychiatry	60	87	112	47	54	77	48.2	68.8	290	433	22
<b>Allergy and Immunology</b>											
Allergy and Immunology	134	241	177	101	110	175	62.1	98.9	1,267	1,987	2
<b>Anesthesiology</b>											
Pain Medicine	182	355	390	112	173	333	44.4	85.4	2,093	3,838	28
<b>Emergency Medicine</b>											
Clinical Ultrasound**	79	134	229	127	78	131	34.1	57.2	400	705	69
Emergency Medical Services	70	125	144	83	63	115	43.8	79.9	305	572	23
Global Emergency Medicine**	14	18	25	21	13	16	52.0	64.0	55	64	9
Medical Toxicology*	32	45	54	30	29	42	53.7	77.8	258	355	10
<b>Internal Medicine</b>											
Adult Congenital Heart Disease	17	26	25	20	16	21	64.0	84.0	100	148	4
Advanced Heart Failure & Transplant Cardiology	37	88	127	74	35	76	27.6	59.8	235	622	38
Cardiovascular Disease	868	2,141	1,347	292	686	1,347	50.9	100.0	7,859	15,105	0
Clinical Cardiac Electrophysiology	61	178	150	96	59	147	39.3	98.0	490	1,655	3
Critical Care Medicine	83	439	242	88	58	233	24.0	96.3	468	2,360	7
Endocrinology, Diabetes, and Metabolism	116	484	398	165	105	389	26.4	97.7	1,095	4,652	7
Gastroenterology	524	1,247	759	254	421	755	55.5	99.5	4,847	8,410	4
Geriatric Medicine*	66	192	388	146	61	151	15.7	38.9	405	1,152	112
Hematology and Oncology	506	1,187	809	212	427	805	52.8	99.5	4,409	8,574	4
Hospice and Palliative Medicine	258	451	478	198	225	380	47.1	79.5	1,773	3,367	62
Infectious Disease	127	319	447	184	124	272	27.7	60.9	1,357	3,451	101
Interventional Cardiology	67	247	307	153	63	236	20.5	76.9	655	2,634	49
Interventional Pulmonology***	24	66	51	43	18	50	35.3	98.0	239	655	1
Nephrology	89	386	501	186	87	333	17.4	66.5	839	4,008	97
Oncology	6	46	3	1	0	3	0.0	100.0	6	46	0
Pulmonary Disease	7	112	21	10	2	20	9.5	95.2	9	233	1
Pulmonary Disease and Critical Care Medicine	440	1,262	844	239	354	834	41.9	98.8	4,026	9,498	8
Rheumatology	114	385	302	133	104	299	34.4	99.0	1,156	3,321	3
Sleep Medicine*	87	266	222	104	80	208	36.0	93.7	636	2,006	10
<b>Laryngology</b>											
Laryngology**	25	32	28	26	23	24	82.1	85.7	263	312	4
<b>Medical Genetics</b>											
Medical Genetics	10	19	40	29	10	18	25.0	45.0	51	132	19
<b>Neurology</b>											
Clinical Neurophysiology	59	129	108	68	29	54	26.9	50.0	191	441	40
Epilepsy	76	158	184	106	60	130	32.6	70.7	481	1,300	40
Headache Medicine**	36	55	65	47	34	52	52.3	80.0	241	392	11
Vascular Neurology	102	202	236	110	96	195	40.7	82.6	891	2,008	31
<b>Obstetrics and Gynecology</b>											
Complex Family Planning***	25	29	38	35	24	28	63.2	73.7	380	457	10
Gynecologic Oncology	77	99	88	71	72	87	81.8	98.9	1,451	1,721	1
Maternal-Fetal Medicine	129	163	166	110	122	154	73.5	92.8	1,960	2,365	11
Minimally Invasive Gynecologic Surgery**	40	53	51	42	37	45	72.5	88.2	507	633	6
Pediatric and Adolescent Gynecology**	7	10	17	14	7	9	41.2	52.9	70	86	7
Reproductive Endocrinology	66	73	59	46	56	58	94.9	98.3	896	922	1
Urogynecology and Reconstructive Pelvic Surgery*	83	102	74	66	62	70	83.8	94.6	1,020	1,190	4
<b>Pathology</b>											
Bone & Soft Tissue Pathology**	5	13	13	12	5	10	38.5	76.9	13	46	3
Forensic Pathology	27	51	71	40	25	49	35.2	69.0	119	284	19
Hematopathology	37	116	127	70	34	108	26.8	85.0	164	646	14
Molecular Genetic Pathology	18	45	53	33	17	41	32.1	77.4	52	187	10
<b>Pediatrics</b>											
Academic General Pediatrics**	2	2	1	1	1	1	100.0	100.0	2	2	0
Adolescent Medicine	17	25	45	29	16	22	35.6	48.9	124	194	17
Child Abuse	9	15	28	26	6	11	21.4	39.3	40	77	16
Developmental and Behavioral Pediatrics	20	36	50	35	19	34	38.0	68.0	127	256	15
Neonatal-Perinatal Medicine	130	270	308	104	129	264	41.9	85.7	1,218	2,879	27
Pediatric Cardiology	122	216	194	65	111	191	57.2	98.5	1,164	2,076	3
Pediatric Critical Care Medicine	106	199	220	81	102	190	46.4	86.4	1,079	2,179	25
Pediatric Emergency Medicine*	136	237	251	99	132	224	52.6	89.2	1,210	2,248	16
Pediatric Endocrinology	36	56	106	64	33	51	31.1	48.1	243	445	42
Pediatric Gastroenterology	67	128	124	64	66	119	53.2	96.0	662	1,351	5
Pediatric Hematology/Oncology	99	158	194	75	95	152	49.0	78.4	868	1,520	28
Pediatric Hospital Medicine	109	141	143	83	100	124	69.9	86.7	901	1,205	14
Pediatric Infectious Diseases	29	51	86	60	25	44	29.1	51.2	210	447	33
Pediatric Nephrology	24	32	73	41	22	28	30.1	38.4	158	196	32
Pediatric Pulmonology	34	59	87	50	33	55	37.9	63.2	202	398	24
Pediatric Rheumatology	13	25	44	33	13	24	29.5	54.5	94	213	19
Pediatric Transplant Hepatology	2	8	15	15	2	8	13.3	53.3	25	69	7

**Table 1A Fellowship Match Summary for U.S. MD Graduates, 2026 Appointments**

Specialty	No. of Applicants+		Positions Offered	No. of Pgms+++	No. of Matches		% Filled		Ranked Positions		Unfilled Pgms
	U.S. MD Grads++	All Apps			U.S. MD Grads	All Apps	U.S. MD Grads	All Apps	U.S. MD Grads	All Apps	
<b>Physical Medicine and Rehabilitation</b>											
Brain Injury Medicine*	15	22	30	25	14	19	46.7	63.3	140	197	10
Cancer Rehabilitation**	3	7	14	12	3	7	21.4	50.0	27	63	7
Pediatric Rehabilitation Medicine	14	15	29	23	14	14	48.3	48.3	138	139	13
Spinal Cord Injury Medicine	11	23	33	22	11	22	33.3	66.7	69	148	9
<b>Psychiatry</b>											
Child and Adolescent Psychiatry	236	388	399	127	209	343	52.4	86.0	1,876	3,161	34
Consultation-Liaison Psychiatry	60	91	133	63	58	87	43.6	65.4	444	677	27
Forensic Psychiatry	60	91	125	54	58	88	46.4	70.4	270	452	24
<b>Radiology</b>											
Breast Imaging**	139	195	221	103	132	181	59.7	81.9	746	1,141	35
Emergency Radiology**	2	5	16	8	2	4	12.5	25.0	4	7	5
Interventional Radiology	55	98	146	71	54	94	37.0	64.4	727	1,167	37
Musculoskeletal Radiology***	115	167	218	75	112	158	51.4	72.5	782	1,116	30
Neuroradiology	201	300	327	87	192	284	58.7	86.9	1,501	2,298	29
<b>Sports Medicine</b>											
Sports Medicine*	237	523	412	244	201	403	48.8	97.8	2,119	4,583	8
<b>Surgery</b>											
Colon and Rectal Surgery	114	171	121	74	89	121	73.6	100.0	1,639	2,045	0
Hand Surgery*	155	184	201	94	154	180	76.6	89.6	2,159	2,405	19
Pediatric Surgery***	58	66	47	46	42	47	89.4	100.0	970	1,052	0
Surgical Critical Care	228	315	365	182	222	306	60.8	83.8	3,267	4,622	44
Surgical Oncology***	70	111	77	41	56	77	72.7	100.0	878	1,209	0
Thoracic Surgery	112	168	97	80	75	97	77.3	100.0	1,412	1,855	0
Vascular Surgery	94	168	137	100	84	136	61.3	99.3	1,550	2,484	1
<b>TOTAL</b>	<b>7,941</b>	<b>16,843</b>	<b>15,358</b>	<b>6,606</b>	<b>6,947</b>	<b>12,963</b>	<b>45.2</b>	<b>84.4</b>	<b>73,778</b>	<b>140,934</b>	<b>1,613</b>

\* In most cases specialties are grouped by the ACGME Review Committees (RCs). Some specialties are under the auspices of multiple RCs. For 2026 appointments, the specialties under the auspices of multiple RCs are:

- Addiction Medicine
- Brain Injury Medicine: Neurology and Physical Medicine & Rehabilitation
- Geriatric Medicine: Family Medicine and Internal Medicine
- Hand Surgery: Orthopaedic Surgery, Surgery, and Plastic Surgery
- Medical Toxicology: Emergency Medicine and Preventive Medicine
- Pediatric Emergency Medicine: Pediatrics and Emergency Medicine
- Sleep Medicine: Internal Medicine, Neurology, Pediatrics, and Psychiatry
- Sports Medicine: Emergency Medicine, Family Medicine, Pediatrics, and Physical Medicine & Rehabilitation
- Urogynecology and Reconstructive Pelvic Surgery: Urology and OB/GYN

\*\* Not accredited by the ACGME

\*\*\* Some specialties have programs within the specialty that are not accredited by the ACGME. For 2026 appointments, those specialties include:

- Complex Family Planning
- Interventional Pulmonology
- Musculoskeletal Radiology
- Pediatric Surgery
- Surgical Oncology

+ Applicants can rank multiple specialties within the combined specialties Matches; in addition, a small number of applicants participate in more than one Fellowship Match within a single appointment year, but they cannot match to concurrent year positions.

++ Graduates of U.S. MD medical schools

+++ Programs that submitted certified rank order lists

**Table 1B Fellowship Match Summary for U.S. DO Graduates, 2026 Appointments**

Specialty	No. of Applicants+		Positions Offered	No. of Pgms+++	No. of Matches		% Filled		Ranked Positions		Unfilled Pgms
	U.S. DO Grads++	All Apps			U.S. DO Grads	All Apps	U.S. DO Grads	All Apps	U.S. DO Grads	All Apps	
<b>Addiction</b>											
Addiction Medicine*	38	201	271	106	32	173	11.8	63.8	291	1,385	53
Addiction Psychiatry	10	87	112	47	8	77	7.1	68.8	62	433	22
<b>Allergy and Immunology</b>											
Allergy and Immunology	59	241	177	101	38	175	21.5	98.9	414	1,987	2
<b>Anesthesiology</b>											
Pain Medicine	109	355	390	112	107	333	27.4	85.4	1,221	3,838	28
<b>Emergency Medicine</b>											
Clinical Ultrasound**	39	134	229	127	38	131	16.6	57.2	220	705	69
Emergency Medical Services	39	125	144	83	38	115	26.4	79.9	167	572	23
Global Emergency Medicine**	3	18	25	21	3	16	12.0	64.0	7	64	9
Medical Toxicology*	10	45	54	30	10	42	18.5	77.8	75	355	10
<b>Internal Medicine</b>											
Adult Congenital Heart Disease	1	26	25	20	1	21	4.0	84.0	11	148	4
Advanced Heart Failure & Transplant Cardiology	13	88	127	74	12	76	9.4	59.8	106	622	38
Cardiovascular Disease	273	2,141	1,347	292	161	1,347	12.0	100.0	1,678	15,105	0
Clinical Cardiac Electrophysiology	18	178	150	96	13	147	8.7	98.0	187	1,655	3
Critical Care Medicine	98	439	242	88	55	233	22.7	96.3	538	2,360	7
Endocrinology, Diabetes, and Metabolism	78	484	398	165	65	389	16.3	97.7	732	4,652	7
Gastroenterology	205	1,247	759	254	114	755	15.0	99.5	1,093	8,410	4
Geriatric Medicine*	28	192	388	146	26	151	6.7	38.9	128	1,152	112
Hematology and Oncology	136	1,187	809	212	85	805	10.5	99.5	783	8,574	4
Hospice and Palliative Medicine	88	451	478	198	78	380	16.3	79.5	673	3,367	62
Infectious Disease	37	319	447	184	36	272	8.1	60.9	540	3,451	101
Interventional Cardiology	32	247	307	153	32	236	10.4	76.9	252	2,634	49
Interventional Pulmonology***	8	66	51	43	7	50	13.7	98.0	104	655	1
Nephrology	57	386	501	186	52	333	10.4	66.5	573	4,008	97
Oncology	6	46	3	1	0	3	0.0	100.0	6	46	0
Pulmonary Disease	11	112	21	10	2	20	9.5	95.2	23	233	1
Pulmonary Disease and Critical Care Medicine	257	1,262	844	239	173	834	20.5	98.8	1,755	9,498	8
Rheumatology	55	385	302	133	49	299	16.2	99.0	392	3,321	3
Sleep Medicine*	54	266	222	104	42	208	18.9	93.7	394	2,006	10
<b>Laryngology</b>											
Laryngology**	1	32	28	26	1	24	3.6	85.7	11	312	4
<b>Medical Genetics</b>											
Medical Genetics	1	19	40	29	1	18	2.5	45.0	13	132	19
<b>Neurology</b>											
Clinical Neurophysiology	25	129	108	68	13	54	12.0	50.0	95	441	40
Epilepsy	29	158	184	106	26	130	14.1	70.7	261	1,300	40
Headache Medicine**	8	55	65	47	8	52	12.3	80.0	45	392	11
Vascular Neurology	24	202	236	110	24	195	10.2	82.6	248	2,008	31
<b>Obstetrics and Gynecology</b>											
Complex Family Planning***	1	29	38	35	1	28	2.6	73.7	17	457	10
Gynecologic Oncology	12	99	88	71	9	87	10.2	98.9	172	1,721	1
Maternal-Fetal Medicine	16	163	166	110	15	154	9.0	92.8	223	2,365	11
Minimally Invasive Gynecologic Surgery**	3	53	51	42	2	45	3.9	88.2	24	633	6
Pediatric and Adolescent Gynecology**	0	10	17	14	0	9	0.0	52.9	0	86	7
Reproductive Endocrinology	2	73	59	46	1	58	1.7	98.3	12	922	1
Urogynecology and Reconstructive Pelvic Surgery*	10	102	74	66	6	70	8.1	94.6	103	1,190	4
<b>Pathology</b>											
Bone & Soft Tissue Pathology**	0	13	13	12	0	10	0.0	76.9	0	46	3
Forensic Pathology	14	51	71	40	14	49	19.7	69.0	98	284	19
Hematopathology	18	116	127	70	17	108	13.4	85.0	81	646	14
Molecular Genetic Pathology	0	45	53	33	0	41	0.0	77.4	0	187	10
<b>Pediatrics</b>											
Academic General Pediatrics**	0	2	1	1	0	1	0.0	100.0	0	2	0
Adolescent Medicine	4	25	45	29	2	22	4.4	48.9	38	194	17
Child Abuse	3	15	28	26	3	11	10.7	39.3	18	77	16
Developmental and Behavioral Pediatrics	7	36	50	35	7	34	14.0	68.0	61	256	15
Neonatal-Perinatal Medicine	54	270	308	104	54	264	17.5	85.7	529	2,879	27
Pediatric Cardiology	28	216	194	65	26	191	13.4	98.5	275	2,076	3
Pediatric Critical Care Medicine	44	199	220	81	44	190	20.0	86.4	472	2,179	25
Pediatric Emergency Medicine*	50	237	251	99	46	224	18.3	89.2	463	2,248	16
Pediatric Endocrinology	4	56	106	64	4	51	3.8	48.1	34	445	42
Pediatric Gastroenterology	19	128	124	64	18	119	14.5	96.0	218	1,351	5
Pediatric Hematology/Oncology	26	158	194	75	25	152	12.9	78.4	255	1,520	28
Pediatric Hospital Medicine	22	141	143	83	18	124	12.6	86.7	176	1,205	14
Pediatric Infectious Diseases	4	51	86	60	3	44	3.5	51.2	44	447	33
Pediatric Nephrology	2	32	73	41	2	28	2.7	38.4	16	196	32
Pediatric Pulmonology	11	59	87	50	11	55	12.6	63.2	80	398	24
Pediatric Rheumatology	3	25	44	33	3	24	6.8	54.5	21	213	19
Pediatric Transplant Hepatology	4	8	15	15	4	8	26.7	53.3	24	69	7

**Table 1B Fellowship Match Summary for U.S. DO Graduates, 2026 Appointments**

Specialty	No. of Applicants+		Positions Offered	No. of Pgms+***	No. of Matches		% Filled		Ranked Positions		Unfilled Pgms
	U.S. DO Grads++	All Apps			U.S. DO Grads	All Apps	U.S. DO Grads	All Apps	U.S. DO Grads	All Apps	
<b>Physical Medicine and Rehabilitation</b>											
Brain Injury Medicine*	6	22	30	25	5	19	16.7	63.3	55	197	10
Cancer Rehabilitation**	3	7	14	12	3	7	21.4	50.0	27	63	7
Pediatric Rehabilitation Medicine	0	15	29	23	0	14	0.0	48.3	0	139	13
Spinal Cord Injury Medicine	8	23	33	22	8	22	24.2	66.7	43	148	9
<b>Psychiatry</b>											
Child and Adolescent Psychiatry	79	388	399	127	75	343	18.8	86.0	716	3,161	34
Consultation-Liaison Psychiatry	15	91	133	63	15	87	11.3	65.4	137	677	27
Forensic Psychiatry	23	91	125	54	23	88	18.4	70.4	119	452	24
<b>Radiology</b>											
Breast Imaging**	24	195	221	103	24	181	10.9	81.9	179	1,141	35
Emergency Radiology**	0	5	16	8	0	4	0.0	25.0	0	7	5
Interventional Radiology	14	98	146	71	14	94	9.6	64.4	132	1,167	37
Musculoskeletal Radiology***	26	167	218	75	25	158	11.5	72.5	213	1,116	30
Neuroradiology	41	300	327	87	40	284	12.2	86.9	368	2,298	29
<b>Sports Medicine</b>											
Sports Medicine*	190	523	412	244	145	403	35.2	97.8	1,715	4,583	8
<b>Surgery</b>											
Colon and Rectal Surgery	18	171	121	74	10	121	8.3	100.0	145	2,045	0
Hand Surgery*	13	184	201	94	13	180	6.5	89.6	151	2,405	19
Pediatric Surgery***	3	66	47	46	1	47	2.1	100.0	27	1,052	0
Surgical Critical Care	34	315	365	182	34	306	9.3	83.8	553	4,622	44
Surgical Oncology***	9	111	77	41	6	77	7.8	100.0	77	1,209	0
Thoracic Surgery	9	168	97	80	3	97	3.1	100.0	61	1,855	0
Vascular Surgery	30	168	137	100	21	136	15.3	99.3	378	2,484	1
<b>TOTAL</b>	<b>2,756</b>	<b>16,843</b>	<b>15,358</b>	<b>6,606</b>	<b>2,150</b>	<b>12,963</b>	<b>14.0</b>	<b>84.4</b>	<b>21,648</b>	<b>140,934</b>	<b>1,613</b>

\* In most cases specialties are grouped by the ACGME Review Committees (RCs). Some specialties are under the auspices of multiple RCs. For 2026 appointments, the specialties under the auspices of multiple RCs are:

- Addiction Medicine
- Brain Injury Medicine: Neurology and Physical Medicine & Rehabilitation
- Geriatric Medicine: Family Medicine and Internal Medicine
- Hand Surgery: Orthopaedic Surgery, Surgery, and Plastic Surgery
- Medical Toxicology: Emergency Medicine and Preventive Medicine
- Pediatric Emergency Medicine: Pediatrics and Emergency Medicine
- Sleep Medicine: Internal Medicine, Neurology, Pediatrics, and Psychiatry
- Sports Medicine: Emergency Medicine, Family Medicine, Pediatrics, and Physical Medicine & Rehabilitation
- Urogynecology and Reconstructive Pelvic Surgery: Urology and OB/GYN

\*\* Not accredited by the ACGME

\*\*\* Some specialties have programs within the specialty that are not accredited by the ACGME. For 2026 appointments, those specialties include:

- Complex Family Planning
- Interventional Pulmonology
- Musculoskeletal Radiology
- Pediatric Surgery
- Surgical Oncology

+ Applicants can rank multiple specialties within the combined specialties Matches; in addition, a small number of applicants participate in more than one Fellowship Match within a single appointment year, but they cannot match to concurrent year positions.

++ Graduates of U.S. DO medical schools

+++ Programs that submitted certified rank order lists

**Table 1C Fellowship Match Summary for U.S. IMGs, 2026 Appointments ¶**

Specialty	No. of Applicants+		Positions Offered	No. of Pgms+++	No. of Matches		% Filled		Ranked Positions		Unfilled Pgms
	U.S. IMGs++	All Apps			U.S. IMGs	All Apps	U.S. IMGs	All Apps	U.S. IMGs	All Apps	
	<b>Addiction</b>										
Addiction Medicine*	28	201	271	106	26	173	9.6	63.8	224	1,385	53
Addiction Psychiatry	11	87	112	47	9	77	8.0	68.8	56	433	22
<b>Allergy and Immunology</b>											
Allergy and Immunology	19	241	177	101	10	175	5.6	98.9	106	1,987	2
<b>Anesthesiology</b>											
Pain Medicine	37	355	390	112	30	333	7.7	85.4	322	3,838	28
<b>Emergency Medicine</b>											
Clinical Ultrasound**	12	134	229	127	11	131	4.8	57.2	68	705	69
Emergency Medical Services	15	125	144	83	13	115	9.0	79.9	97	572	23
Global Emergency Medicine**	0	18	25	21	0	16	0.0	64.0	0	64	9
Medical Toxicology*	1	45	54	30	1	42	1.9	77.8	5	355	10
<b>Internal Medicine</b>											
Adult Congenital Heart Disease	1	26	25	20	1	21	4.0	84.0	1	148	4
Advanced Heart Failure & Transplant Cardiology	8	88	127	74	7	76	5.5	59.8	76	622	38
Cardiovascular Disease	320	2,141	1,347	292	145	1,347	10.8	100.0	1,543	15,105	0
Clinical Cardiac Electrophysiology	23	178	150	96	16	147	10.7	98.0	192	1,655	3
Critical Care Medicine	106	439	242	88	51	233	21.1	96.3	554	2,360	7
Endocrinology, Diabetes, and Metabolism	113	484	398	165	76	389	19.1	97.7	964	4,652	7
Gastroenterology	171	1,247	759	254	58	755	7.6	99.5	707	8,410	4
Geriatric Medicine*	42	192	388	146	32	151	8.2	38.9	313	1,152	112
Hematology and Oncology	156	1,187	809	212	61	805	7.5	99.5	713	8,574	4
Hospice and Palliative Medicine	59	451	478	198	48	380	10.0	79.5	504	3,367	62
Infectious Disease	43	319	447	184	34	272	7.6	60.9	422	3,451	101
Interventional Cardiology	49	247	307	153	48	236	15.6	76.9	527	2,634	49
Interventional Pulmonology***	13	66	51	43	9	50	17.6	98.0	118	655	1
Nephrology	75	386	501	186	61	333	12.2	66.5	779	4,008	97
Oncology	10	46	3	1	1	3	33.3	100.0	10	46	0
Pulmonary Disease	38	112	21	10	8	20	38.1	95.2	73	233	1
Pulmonary Disease and Critical Care Medicine	238	1,262	844	239	118	834	14.0	98.8	1,274	9,498	8
Rheumatology	71	385	302	133	40	299	13.2	99.0	479	3,321	3
Sleep Medicine*	59	266	222	104	39	208	17.6	93.7	331	2,006	10
<b>Laryngology</b>											
Laryngology**	0	32	28	26	0	24	0.0	85.7	0	312	4
<b>Medical Genetics</b>											
Medical Genetics	3	19	40	29	3	18	7.5	45.0	45	132	19
<b>Neurology</b>											
Clinical Neurophysiology	8	129	108	68	4	54	3.7	50.0	28	441	40
Epilepsy	9	158	184	106	6	130	3.3	70.7	88	1,300	40
Headache Medicine**	7	55	65	47	7	52	10.8	80.0	72	392	11
Vascular Neurology	25	202	236	110	25	195	10.6	82.6	293	2,008	31
<b>Obstetrics and Gynecology</b>											
Complex Family Planning***	3	29	38	35	3	28	7.9	73.7	60	457	10
Gynecologic Oncology	5	99	88	71	4	87	4.5	98.9	58	1,721	1
Maternal-Fetal Medicine	7	163	166	110	7	154	4.2	92.8	73	2,365	11
Minimally Invasive Gynecologic Surgery**	1	53	51	42	1	45	2.0	88.2	7	633	6
Pediatric and Adolescent Gynecology**	0	10	17	14	0	9	0.0	52.9	0	86	7
Reproductive Endocrinology	1	73	59	46	0	58	0.0	98.3	1	922	1
Urogynecology and Reconstructive Pelvic Surgery*	3	102	74	66	0	70	0.0	94.6	16	1,190	4
<b>Pathology</b>											
Bone & Soft Tissue Pathology**	3	13	13	12	1	10	7.7	76.9	14	46	3
Forensic Pathology	3	51	71	40	3	49	4.2	69.0	20	284	19
Hematopathology	17	116	127	70	16	108	12.6	85.0	114	646	14
Molecular Genetic Pathology	10	45	53	33	8	41	15.1	77.4	34	187	10
<b>Pediatrics</b>											
Academic General Pediatrics**	0	2	1	1	0	1	0.0	100.0	0	2	0
Adolescent Medicine	1	25	45	29	1	22	2.2	48.9	4	194	17
Child Abuse	2	15	28	26	2	11	7.1	39.3	17	77	16
Developmental and Behavioral Pediatrics	7	36	50	35	7	34	14.0	68.0	61	256	15
Neonatal-Perinatal Medicine	34	270	308	104	31	264	10.1	85.7	292	2,879	27
Pediatric Cardiology	21	216	194	65	13	191	6.7	98.5	128	2,076	3
Pediatric Critical Care Medicine	18	199	220	81	16	190	7.3	86.4	184	2,179	25
Pediatric Emergency Medicine*	27	237	251	99	24	224	9.6	89.2	283	2,248	16
Pediatric Endocrinology	6	56	106	64	6	51	5.7	48.1	50	445	42
Pediatric Gastroenterology	15	128	124	64	14	119	11.3	96.0	167	1,351	5
Pediatric Hematology/Oncology	12	158	194	75	11	152	5.7	78.4	145	1,520	28
Pediatric Hospital Medicine	5	141	143	83	4	124	2.8	86.7	58	1,205	14
Pediatric Infectious Diseases	5	51	86	60	4	44	4.7	51.2	47	447	33
Pediatric Nephrology	3	32	73	41	2	28	2.7	38.4	15	196	32
Pediatric Pulmonology	3	59	87	50	3	55	3.4	63.2	27	398	24
Pediatric Rheumatology	2	25	44	33	1	24	2.3	54.5	6	213	19
Pediatric Transplant Hepatology	1	8	15	15	1	8	6.7	53.3	11	69	7

**Table 1C Fellowship Match Summary for U.S. IMGs, 2026 Appointments ¶**

Specialty	No. of Applicants+		Positions Offered	No. of Pgms+++	No. of Matches		% Filled		Ranked Positions		Unfilled Pgms
	U.S. IMGs++	All Apps			U.S. IMGs	All Apps	U.S. IMGs	All Apps	U.S. IMGs	All Apps	
	<b>Physical Medicine and Rehabilitation</b>										
Brain Injury Medicine*	0	22	30	25	0	19	0.0	63.3	0	197	10
Cancer Rehabilitation**	1	7	14	12	1	7	7.1	50.0	9	63	7
Pediatric Rehabilitation Medicine	0	15	29	23	0	14	0.0	48.3	0	139	13
Spinal Cord Injury Medicine	1	23	33	22	0	22	0.0	66.7	1	148	9
<b>Psychiatry</b>											
Child and Adolescent Psychiatry	47	388	399	127	37	343	9.3	86.0	358	3,161	34
Consultation-Liaison Psychiatry	6	91	133	63	5	87	3.8	65.4	37	677	27
Forensic Psychiatry	4	91	125	54	4	88	3.2	70.4	39	452	24
<b>Radiology</b>											
Breast Imaging**	10	195	221	103	10	181	4.5	81.9	111	1,141	35
Emergency Radiology**	0	5	16	8	0	4	0.0	25.0	0	7	5
Interventional Radiology	10	98	146	71	10	94	6.8	64.4	161	1,167	37
Musculoskeletal Radiology***	8	167	218	75	8	158	3.7	72.5	46	1,116	30
Neuroradiology	17	300	327	87	17	284	5.2	86.9	195	2,298	29
<b>Sports Medicine</b>											
Sports Medicine*	64	523	412	244	36	403	8.7	97.8	455	4,583	8
<b>Surgery</b>											
Colon and Rectal Surgery	15	171	121	74	7	121	5.8	100.0	81	2,045	0
Hand Surgery*	4	184	201	94	4	180	2.0	89.6	18	2,405	19
Pediatric Surgery***	1	66	47	46	1	47	2.1	100.0	25	1,052	0
Surgical Critical Care	29	315	365	182	27	306	7.4	83.8	445	4,622	44
Surgical Oncology***	11	111	77	41	4	77	5.2	100.0	92	1,209	0
Thoracic Surgery	25	168	97	80	10	97	10.3	100.0	191	1,855	0
Vascular Surgery	23	168	137	100	15	136	10.9	99.3	275	2,484	1
<b>TOTAL</b>	<b>2,261</b>	<b>16,843</b>	<b>15,358</b>	<b>6,606</b>	<b>1,377</b>	<b>12,963</b>	<b>9.0</b>	<b>84.4</b>	<b>15,415</b>	<b>140,934</b>	<b>1,613</b>

\* In most cases specialties are grouped by the ACGME Review Committees (RCs). Some specialties are under the auspices of multiple RCs. For 2026 appointments, the specialties under the auspices of multiple RCs are:

- Addiction Medicine
- Brain Injury Medicine: Neurology and Physical Medicine & Rehabilitation
- Geriatric Medicine: Family Medicine and Internal Medicine
- Hand Surgery: Orthopaedic Surgery, Surgery, and Plastic Surgery
- Medical Toxicology: Emergency Medicine and Preventive Medicine
- Pediatric Emergency Medicine: Pediatrics and Emergency Medicine
- Sleep Medicine: Internal Medicine, Neurology, Pediatrics, and Psychiatry
- Sports Medicine: Emergency Medicine, Family Medicine, Pediatrics, and Physical Medicine & Rehabilitation
- Urogynecology and Reconstructive Pelvic Surgery: Urology and OB/GYN

\*\* Not accredited by the ACGME

\*\*\* Some specialties have programs within the specialty that are not accredited by the ACGME. For 2026 appointments, those specialties include:

- Complex Family Planning
- Interventional Pulmonology
- Musculoskeletal Radiology
- Pediatric Surgery
- Surgical Oncology

+ Applicants can rank multiple specialties within the combined specialties Matches; in addition, a small number of applicants participate in more than one Fellowship Match within a single appointment year, but they cannot match to concurrent year positions.

++ U.S. citizen graduates of international medical schools

+++ Programs that submitted certified rank order lists

¶ This table was updated on 5/22/2026 to correct the data in the "Ranked Positions/U.S. IMGs" column.

**Table 1D Fellowship Match Summary for Non-U.S. IMGs, 2026 Appointments**

Specialty	No. of Applicants+		Positions Offered	No. of Prgms+++	No. of Matches		% Filled		Ranked Positions		Unfilled Prgms
	Non-U.S. IMGs++	All Apps			Non-U.S. IMGs	All Apps	Non-U.S. IMGs	All Apps	Non-U.S. IMGs	All Apps	
<b>Addiction</b>											
Addiction Medicine*	18	201	271	106	13	173	4.8	63.8	159	1,385	53
Addiction Psychiatry	6	87	112	47	6	77	5.4	68.8	25	433	22
<b>Allergy and Immunology</b>											
Allergy and Immunology	28	241	177	101	16	175	9.0	98.9	188	1,987	2
<b>Anesthesiology</b>											
Pain Medicine	26	355	390	112	22	333	5.6	85.4	200	3,838	28
<b>Emergency Medicine</b>											
Clinical Ultrasound**	4	134	229	127	4	131	1.7	57.2	17	705	69
Emergency Medical Services	1	125	144	83	1	115	0.7	79.9	3	572	23
Global Emergency Medicine**	1	18	25	21	0	16	0.0	64.0	2	64	9
Medical Toxicology*	2	45	54	30	2	42	3.7	77.8	17	355	10
<b>Internal Medicine</b>											
Adult Congenital Heart Disease	7	26	25	20	3	21	12.0	84.0	36	148	4
Advanced Heart Failure & Transplant Cardiology	28	88	127	74	20	76	15.7	59.8	196	622	38
Cardiovascular Disease	680	2,141	1,347	292	355	1,347	26.4	100.0	4,025	15,105	0
Clinical Cardiac Electrophysiology	74	178	150	96	57	147	38.0	98.0	781	1,655	3
Critical Care Medicine	151	439	242	88	68	233	28.1	96.3	797	2,360	7
Endocrinology, Diabetes, and Metabolism	177	484	398	165	143	389	35.9	97.7	1,861	4,652	7
Gastroenterology	347	1,247	759	254	162	755	21.3	99.5	1,763	8,410	4
Geriatric Medicine*	56	192	388	146	32	151	8.2	38.9	306	1,152	112
Hematology and Oncology	389	1,187	809	212	232	805	28.7	99.5	2,669	8,574	4
Hospice and Palliative Medicine	46	451	478	198	29	380	6.1	79.5	417	3,367	62
Infectious Disease	112	319	447	184	78	272	17.4	60.9	1,132	3,451	101
Interventional Cardiology	98	247	307	153	92	236	30.0	76.9	1,197	2,634	49
Interventional Pulmonology***	21	66	51	43	16	50	31.4	98.0	194	655	1
Nephrology	165	386	501	186	133	333	26.5	66.5	1,817	4,008	97
Oncology	24	46	3	1	2	3	66.7	100.0	24	46	0
Pulmonary Disease	56	112	21	10	8	20	38.1	95.2	128	233	1
Pulmonary Disease and Critical Care Medicine	325	1,262	844	239	188	834	22.3	98.8	2,412	9,498	8
Rheumatology	145	385	302	133	106	299	35.1	99.0	1,294	3,321	3
Sleep Medicine*	66	266	222	104	47	208	21.2	93.7	645	2,006	10
<b>Laryngology</b>											
Laryngology**	6	32	28	26	0	24	0.0	85.7	38	312	4
<b>Medical Genetics</b>											
Medical Genetics	5	19	40	29	4	18	10.0	45.0	23	132	19
<b>Neurology</b>											
Clinical Neurophysiology	37	129	108	68	8	54	7.4	50.0	127	441	40
Epilepsy	44	158	184	106	38	130	20.7	70.7	470	1,300	40
Headache Medicine**	4	55	65	47	3	52	4.6	80.0	34	392	11
Vascular Neurology	50	202	236	110	49	195	20.8	82.6	572	2,008	31
<b>Obstetrics and Gynecology</b>											
Complex Family Planning***	0	29	38	35	0	28	0.0	73.7	0	457	10
Gynecologic Oncology	5	99	88	71	2	87	2.3	98.9	40	1,721	1
Maternal-Fetal Medicine	11	163	166	110	10	154	6.0	92.8	109	2,365	11
Minimally Invasive Gynecologic Surgery**	8	53	51	42	4	45	7.8	88.2	75	633	6
Pediatric and Adolescent Gynecology**	1	10	17	14	1	9	5.9	52.9	9	86	7
Reproductive Endocrinology	4	73	59	46	1	58	1.7	98.3	13	922	1
Urogynecology and Reconstructive Pelvic Surgery*	5	102	74	66	1	70	1.4	94.6	31	1,190	4
<b>Pathology</b>											
Bone & Soft Tissue Pathology**	5	13	13	12	4	10	30.8	76.9	19	46	3
Forensic Pathology	6	51	71	40	6	49	8.5	69.0	41	284	19
Hematopathology	43	116	127	70	40	108	31.5	85.0	282	646	14
Molecular Genetic Pathology	17	45	53	33	16	41	30.2	77.4	101	187	10
<b>Pediatrics</b>											
Academic General Pediatrics**	0	2	1	1	0	1	0.0	100.0	0	2	0
Adolescent Medicine	3	25	45	29	3	22	6.7	48.9	28	194	17
Child Abuse	1	15	28	26	0	11	0.0	39.3	2	77	16
Developmental and Behavioral Pediatrics	2	36	50	35	1	34	2.0	68.0	7	256	15
Neonatal-Perinatal Medicine	52	270	308	104	50	264	16.2	85.7	840	2,879	27
Pediatric Cardiology	45	216	194	65	41	191	21.1	98.5	509	2,076	3
Pediatric Critical Care Medicine	31	199	220	81	28	190	12.7	86.4	444	2,179	25
Pediatric Emergency Medicine*	24	237	251	99	22	224	8.8	89.2	292	2,248	16
Pediatric Endocrinology	10	56	106	64	8	51	7.5	48.1	118	445	42
Pediatric Gastroenterology	27	128	124	64	21	119	16.9	96.0	304	1,351	5
Pediatric Hematology/Oncology	21	158	194	75	21	152	10.8	78.4	252	1,520	28
Pediatric Hospital Medicine	5	141	143	83	2	124	1.4	86.7	70	1,205	14
Pediatric Infectious Diseases	13	51	86	60	12	44	14.0	51.2	146	447	33
Pediatric Nephrology	3	32	73	41	2	28	2.7	38.4	7	196	32
Pediatric Pulmonology	11	59	87	50	8	55	9.2	63.2	89	398	24
Pediatric Rheumatology	7	25	44	33	7	24	15.9	54.5	92	213	19
Pediatric Transplant Hepatology	1	8	15	15	1	8	6.7	53.3	9	69	7

**Table 1D Fellowship Match Summary for Non-U.S. IMGs, 2026 Appointments**

Specialty	No. of Applicants+		Positions Offered	No. of Pgms+++	No. of Matches		% Filled		Ranked Positions		Unfilled Pgms
	Non-U.S. IMGs++	All Apps			Non-U.S. IMGs	All Apps	Non-U.S. IMGs	All Apps	Non-U.S. IMGs	All Apps	
<b>Physical Medicine and Rehabilitation</b>											
Brain Injury Medicine*	1	22	30	25	0	19	0.0	63.3	2	197	10
Cancer Rehabilitation**	0	7	14	12	0	7	0.0	50.0	0	63	7
Pediatric Rehabilitation Medicine	1	15	29	23	0	14	0.0	48.3	1	139	13
Spinal Cord Injury Medicine	3	23	33	22	3	22	9.1	66.7	35	148	9
<b>Psychiatry</b>											
Child and Adolescent Psychiatry	26	388	399	127	22	343	5.5	86.0	211	3,161	34
Consultation-Liaison Psychiatry	9	91	133	63	8	87	6.0	65.4	58	677	27
Forensic Psychiatry	4	91	125	54	3	88	2.4	70.4	24	452	24
<b>Radiology</b>											
Breast Imaging**	22	195	221	103	15	181	6.8	81.9	105	1,141	35
Emergency Radiology**	3	5	16	8	2	4	12.5	25.0	3	7	5
Interventional Radiology	19	98	146	71	16	94	11.0	64.4	147	1,167	37
Musculoskeletal Radiology***	16	167	218	75	11	158	5.0	72.5	59	1,116	30
Neuroradiology	41	300	327	87	35	284	10.7	86.9	234	2,298	29
<b>Sports Medicine</b>											
Sports Medicine*	31	523	412	244	20	403	4.9	97.8	280	4,583	8
<b>Surgery</b>											
Colon and Rectal Surgery	17	171	121	74	9	121	7.4	100.0	135	2,045	0
Hand Surgery*	6	184	201	94	3	180	1.5	89.6	37	2,405	19
Pediatric Surgery***	2	66	47	46	1	47	2.1	100.0	21	1,052	0
Surgical Critical Care	24	315	365	182	23	306	6.3	83.8	357	4,622	44
Surgical Oncology***	17	111	77	41	7	77	9.1	100.0	136	1,209	0
Thoracic Surgery	21	168	97	80	8	97	8.2	100.0	182	1,855	0
Vascular Surgery	21	168	137	100	16	136	11.7	99.3	281	2,484	1
<b>TOTAL</b>	<b>3,844</b>	<b>16,843</b>	<b>15,358</b>	<b>6,606</b>	<b>2,451</b>	<b>12,963</b>	<b>16.0</b>	<b>84.4</b>	<b>29,806</b>	<b>140,934</b>	<b>1,613</b>

\* In most cases specialties are grouped by the ACGME Review Committees (RCs). Some specialties are under the auspices of multiple RCs. For 2026 appointments, the specialties under the auspices of multiple RCs are:

- Addiction Medicine
- Brain Injury Medicine: Neurology and Physical Medicine & Rehabilitation
- Geriatric Medicine: Family Medicine and Internal Medicine
- Hand Surgery: Orthopaedic Surgery, Surgery, and Plastic Surgery
- Medical Toxicology: Emergency Medicine and Preventive Medicine
- Pediatric Emergency Medicine: Pediatrics and Emergency Medicine
- Sleep Medicine: Internal Medicine, Neurology, Pediatrics, and Psychiatry
- Sports Medicine: Emergency Medicine, Family Medicine, Pediatrics, and Physical Medicine & Rehabilitation
- Urogynecology and Reconstructive Pelvic Surgery: Urology and OB/GYN

\*\* Not accredited by the ACGME

\*\*\* Some specialties have programs within the specialty that are not accredited by the ACGME. For 2026 appointments, those specialties include:

- Complex Family Planning
- Interventional Pulmonology
- Musculoskeletal Radiology
- Pediatric Surgery
- Surgical Oncology

+ Applicants can rank multiple specialties within the combined specialties Matches; in addition, a small number of applicants participate in more than one Fellowship Match within a single appointment year, but they cannot match to concurrent year positions.

++ Non-U.S. citizen graduates of international medical schools

+++ Programs that submitted certified rank order lists

## Table 2

Table 2 shows the number and percentage of matches in each specialty by applicant type. Of the specialties offering at least 30 positions:

- The five specialties with the highest percentages of positions filled by U.S. MD graduates include Reproductive Endocrinology (96.6%), Pediatric Surgery (89.4%), Urogynecology and Reconstructive Pelvic Surgery (88.6%), Complex Family Planning (85.7%) and Hand Surgery (85.6%). The specialty with the lowest percentage filled by U.S. MD graduates was Critical Care Medicine (24.9%).
- The five specialties with the highest percentages of positions filled by U.S. DO graduates include Spinal Cord Injury Medicine (36.4%), Sports Medicine (36.0%), Emergency Medical Services (33.0%), Pain Medicine (32.1%), and Clinical Ultrasound (29.0%). The specialty with the lowest percentage filled by U.S. DO graduates was Molecular and Genetic Pathology (0.0%).
- The five specialties with the highest percentages of positions filled by U.S. citizen graduates of international medical schools (U.S. IMGs) are Critical Care Medicine (21.9%), Geriatric Medicine (21.2%), Developmental and Behavioral Pediatrics (20.6%), Interventional Cardiology (20.3%), and Endocrinology, Diabetes, and Metabolism (19.5%). The specialties with the lowest percentage filled by U.S. IMGs were Urogynecology and Reconstructive Pelvic Surgery, Reproductive Endocrinology, Brain Injury Medicine, and Spinal Cord Injury Medicine (all 0.0%).
- The five specialties with the highest percentages of positions filled by non-U.S. citizen graduates of international medical schools (non-U.S. IMGs) are Nephrology (39.9%), Interventional Cardiology (39.0%), Molecular Genetic Pathology (39.0%), Clinical Cardiac Electrophysiology (38.8%), and Hematopathology (37.0%). The specialties with the lowest percentage filled by non-U.S. IMGs were Complex Family Planning and Brain Injury Medicine (both 0.0%).

Table 2

Fellowship Matches by Specialty and Applicant Type, 2026 Appointments

Specialty	Number of Positions	Number Filled	Applicant Type									
			U.S. MD Graduates		U.S. DO Graduates		U.S. International Graduates		Non-U.S. International Graduates		Canadian Graduates	
<b>Addiction</b>												
Addiction Medicine*	271	173	102	59.0%	32	18.5%	26	15.0%	13	7.5%	0	0.0%
Addiction Psychiatry	112	77	54	70.1	8	10.4	9	11.7	6	7.8	0	0.0
<b>Allergy and Immunology</b>												
Allergy and Immunology	177	175	110	62.9	38	21.7	10	5.7	16	9.1	1	0.6
<b>Anesthesiology</b>												
Pain Medicine	390	333	173	52.0	107	32.1	30	9.0	22	6.6	1	0.3
<b>Emergency Medicine</b>												
Clinical Ultrasound**	229	131	78	59.5	38	29.0	11	8.4	4	3.1	0	0.0
Emergency Medical Services	144	115	63	54.8	38	33.0	13	11.3	1	0.9	0	0.0
Global Emergency Medicine**	25	16	13	81.3	3	18.8	0	0.0	0	0.0	0	0.0
Medical Toxicology*	54	42	29	69.0	10	23.8	1	2.4	2	4.8	0	0.0
<b>Internal Medicine</b>												
Adult Congenital Heart Disease	25	21	16	76.2	1	4.8	1	4.8	3	14.3	0	0.0
Advanced Heart Failure & Transplant Cardiology	127	76	35	46.1	12	15.8	7	9.2	20	26.3	2	2.6
Cardiovascular Disease	1,347	1,347	686	50.9	161	12.0	145	10.8	355	26.4	0	0.0
Clinical Cardiac Electrophysiology	150	147	59	40.1	13	8.8	16	10.9	57	38.8	2	1.4
Critical Care Medicine	242	233	58	24.9	55	23.6	51	21.9	68	29.2	1	0.4
Endocrinology, Diabetes, and Metabolism	398	389	105	27.0	65	16.7	76	19.5	143	36.8	0	0.0
Gastroenterology	759	755	421	55.8	114	15.1	58	7.7	162	21.5	0	0.0
Geriatric Medicine*	388	151	61	40.4	26	17.2	32	21.2	32	21.2	0	0.0
Hematology and Oncology	809	805	427	53.0	85	10.6	61	7.6	232	28.8	0	0.0
Hospice and Palliative Medicine	478	380	225	59.2	78	20.5	48	12.6	29	7.6	0	0.0
Infectious Disease	447	272	124	45.6	36	13.2	34	12.5	78	28.7	0	0.0
Interventional Cardiology	307	236	63	26.7	32	13.6	48	20.3	92	39.0	1	0.4
Interventional Pulmonology***	51	50	18	36.0	7	14.0	9	18.0	16	32.0	0	0.0
Nephrology	501	333	87	26.1	52	15.6	61	18.3	133	39.9	0	0.0
Oncology	3	3	0	0.0	0	0.0	1	33.3	2	66.7	0	0.0
Pulmonary Disease	21	20	2	10.0	2	10.0	8	40.0	8	40.0	0	0.0
Pulmonary Disease and Critical Care Medicine	844	834	354	42.4	173	20.7	118	14.1	188	22.5	1	0.1
Rheumatology	302	299	104	34.8	49	16.4	40	13.4	106	35.5	0	0.0
Sleep Medicine*	222	208	80	38.5	42	20.2	39	18.8	47	22.6	0	0.0
<b>Laryngology</b>												
Laryngology**	28	24	23	95.8	1	4.2	0	0.0	0	0.0	0	0.0
<b>Medical Genetics</b>												
Medical Genetics	40	18	10	55.6	1	5.6	3	16.7	4	22.2	0	0.0
<b>Neurology</b>												
Clinical Neurophysiology	108	54	29	53.7	13	24.1	4	7.4	8	14.8	0	0.0
Epilepsy	184	130	60	46.2	26	20.0	6	4.6	38	29.2	0	0.0
Headache Medicine**	65	52	34	65.4	8	15.4	7	13.5	3	5.8	0	0.0
Vascular Neurology	236	195	96	49.2	24	12.3	25	12.8	49	25.1	1	0.5
<b>Obstetrics and Gynecology</b>												
Complex Family Planning***	38	28	24	85.7	1	3.6	3	10.7	0	0.0	0	0.0
Gynecologic Oncology	88	87	72	82.8	9	10.3	4	4.6	2	2.3	0	0.0
Maternal-Fetal Medicine	166	154	122	79.2	15	9.7	7	4.5	10	6.5	0	0.0
Minimally Invasive Gynecologic Surgery**	51	45	37	82.2	2	4.4	1	2.2	4	8.9	1	2.2
Pediatric and Adolescent Gynecology**	17	9	7	77.8	0	0.0	0	0.0	1	11.1	1	11.1
Reproductive Endocrinology	59	58	56	96.6	1	1.7	0	0.0	1	1.7	0	0.0
Urogynecology and Reconstructive Pelvic Surgery*	74	70	62	88.6	6	8.6	0	0.0	1	1.4	1	1.4
<b>Pathology</b>												
Bone & Soft Tissue Pathology**	13	10	5	50.0	0	0.0	1	10.0	4	40.0	0	0.0
Forensic Pathology	71	49	25	51.0	14	28.6	3	6.1	6	12.2	1	2.0
Hematopathology	127	108	34	31.5	17	15.7	16	14.8	40	37.0	1	0.9
Molecular Genetic Pathology	53	41	17	41.5	0	0.0	8	19.5	16	39.0	0	0.0
<b>Pediatrics</b>												
Academic General Pediatrics**	1	1	1	100.0	0	0.0	0	0.0	0	0.0	0	0.0
Adolescent Medicine	45	22	16	72.7	2	9.1	1	4.5	3	13.6	0	0.0
Child Abuse	28	11	6	54.5	3	27.3	2	18.2	0	0.0	0	0.0
Developmental and Behavioral Pediatrics	50	34	19	55.9	7	20.6	7	20.6	1	2.9	0	0.0
Neonatal-Perinatal Medicine	308	264	129	48.9	54	20.5	31	11.7	50	18.9	0	0.0
Pediatric Cardiology	194	191	111	58.1	26	13.6	13	6.8	41	21.5	0	0.0
Pediatric Critical Care Medicine	220	190	102	53.7	44	23.2	16	8.4	28	14.7	0	0.0
Pediatric Emergency Medicine*	251	224	132	58.9	46	20.5	24	10.7	22	9.8	0	0.0
Pediatric Endocrinology	106	51	33	64.7	4	7.8	6	11.8	8	15.7	0	0.0
Pediatric Gastroenterology	124	119	66	55.5	18	15.1	14	11.8	21	17.6	0	0.0
Pediatric Hematology/Oncology	194	152	95	62.5	25	16.4	11	7.2	21	13.8	0	0.0
Pediatric Hospital Medicine	143	124	100	80.6	18	14.5	4	3.2	2	1.6	0	0.0
Pediatric Infectious Diseases	86	44	25	56.8	3	6.8	4	9.1	12	27.3	0	0.0
Pediatric Nephrology	73	28	22	78.6	2	7.1	2	7.1	2	7.1	0	0.0
Pediatric Pulmonology	87	55	33	60.0	11	20.0	3	5.5	8	14.5	0	0.0
Pediatric Rheumatology	44	24	13	54.2	3	12.5	1	4.2	7	29.2	0	0.0
Pediatric Transplant Hepatology	15	8	2	25.0	4	50.0	1	12.5	1	12.5	0	0.0

# Table 2

## Fellowship Matches by Specialty and Applicant Type, 2026 Appointments

Specialty	Number of Positions	Number Filled	Applicant Type									
			U.S. MD Graduates		U.S. DO Graduates		U.S. International Graduates		Non-U.S. International Graduates		Canadian Graduates	
<b>Physical Medicine and Rehabilitation</b>												
Brain Injury Medicine*	30	19	14	73.7%	5	26.3%	0	0.0%	0	0.0%	0	0.0%
Cancer Rehabilitation**	14	7	3	42.9	3	42.9	1	14.3	0	0.0	0	0.0
Pediatric Rehabilitation Medicine	29	14	14	100.0	0	0.0	0	0.0	0	0.0	0	0.0
Spinal Cord Injury Medicine	33	22	11	50.0	8	36.4	0	0.0	3	13.6	0	0.0
<b>Psychiatry</b>												
Child and Adolescent Psychiatry	399	343	209	60.9	75	21.9	37	10.8	22	6.4	0	0.0
Consultation-Liaison Psychiatry	133	87	58	66.7	15	17.2	5	5.7	8	9.2	1	1.1
Forensic Psychiatry	125	88	58	65.9	23	26.1	4	4.5	3	3.4	0	0.0
<b>Radiology</b>												
Breast Imaging**	221	181	132	72.9	24	13.3	10	5.5	15	8.3	0	0.0
Emergency Radiology**	16	4	2	50.0	0	0.0	0	0.0	2	50.0	0	0.0
Interventional Radiology	146	94	54	57.4	14	14.9	10	10.6	16	17.0	0	0.0
Musculoskeletal Radiology***	218	158	112	70.9	25	15.8	8	5.1	11	7.0	2	1.3
Neuroradiology	327	284	192	67.6	40	14.1	17	6.0	35	12.3	0	0.0
<b>Sports Medicine</b>												
Sports Medicine*	412	403	201	49.9	145	36.0	36	8.9	20	5.0	1	0.2
<b>Surgery</b>												
Colon and Rectal Surgery	121	121	89	73.6	10	8.3	7	5.8	9	7.4	6	5.0
Hand Surgery*	201	180	154	85.6	13	7.2	4	2.2	3	1.7	6	3.3
Pediatric Surgery***	47	47	42	89.4	1	2.1	1	2.1	1	2.1	2	4.3
Surgical Critical Care	365	306	222	72.5	34	11.1	27	8.8	23	7.5	0	0.0
Surgical Oncology***	77	77	56	72.7	6	7.8	4	5.2	7	9.1	4	5.2
Thoracic Surgery	97	97	75	77.3	3	3.1	10	10.3	8	8.2	1	1.0
Vascular Surgery	137	136	84	61.8	21	15.4	15	11.0	16	11.8	0	0.0
<b>TOTAL</b>	<b>15,358</b>	<b>12,963</b>	<b>6,947</b>		<b>2,150</b>		<b>1,377</b>		<b>2,451</b>		<b>38</b>	

\* In most cases specialties are grouped by the ACGME Review Committees (RCs). Some specialties are under the auspices of multiple RCs. For 2026 appointments, the specialties under the auspices of multiple RCs are:

- Addiction Medicine
- Brain Injury Medicine: Neurology and Physical Medicine & Rehabilitation
- Geriatric Medicine: Family Medicine and Internal Medicine
- Hand Surgery: Orthopaedic Surgery, Surgery, and Plastic Surgery
- Medical Toxicology: Emergency Medicine and Preventive Medicine
- Pediatric Emergency Medicine: Pediatrics and Emergency Medicine
- Sleep Medicine: Internal Medicine, Neurology, Pediatrics, and Psychiatry
- Sports Medicine: Emergency Medicine, Family Medicine, Pediatrics, and Physical Medicine & Rehabilitation
- Urogynecology and Reconstructive Pelvic Surgery: Urology and OB/GYN

\*\* Not accredited by the ACGME

\*\*\* Some specialties have programs within the specialty that are not accredited by the ACGME. For 2026 appointments, those specialties include:

- Complex Family Planning
- Interventional Pulmonology
- Musculoskeletal Radiology
- Pediatric Surgery
- Surgical Oncology

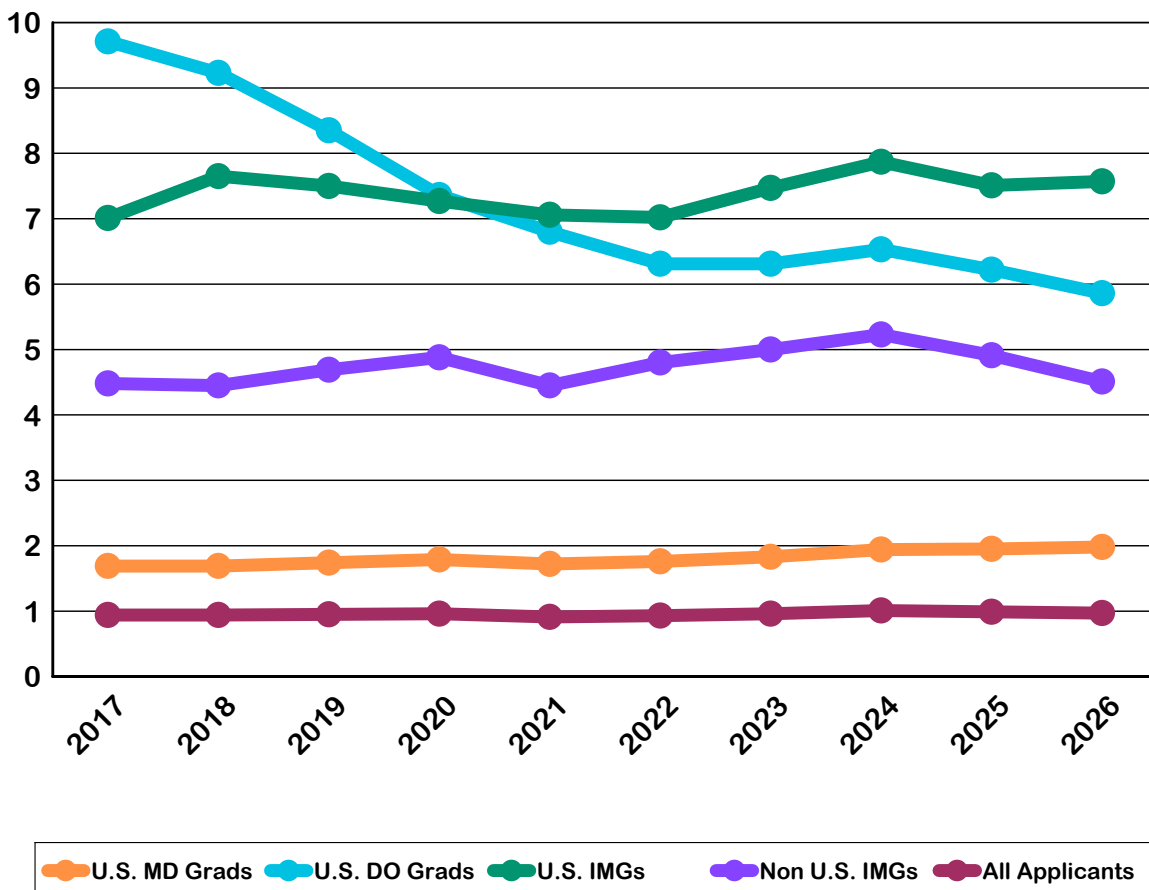
**Table 3**

The ratios of fellowship positions to active applicants are provided in Table 3 for appointment years 2017 through 2026 and are shown graphically in Figure 3. Active applicants are defined as those who submit certified rank order lists of programs.

- The ratio of fellowship positions to *all active applicants* was 0.97 for the 2026 appointment year, 0.02 less than last year.
- The number of fellowship positions per *active U.S. MD graduate* was 1.98 in 2026, 0.03 more than last year.
- The number of fellowship positions per *active U.S. DO graduate* was 5.86 in 2026, 0.36 less than last year.
- The number of fellowship positions per *active U.S. IMG* was 7.57 in 2026, 0.06 more than last year.
- The number of fellowship positions per *active non-U.S. IMG* was 4.51 in 2026, 0.40 less than last year.

**Table 3** Number of Positions per Active Applicant, 2017 - 2026

Year	Number of Positions	Active US MD Grads	Positions Per US MD Grad	Active US DO Grads	Positions Per US DO Grad	Active US IMGs	Positions Per US IMG	Active Non-US IMGs	Positions Per Non-US IMG	Active Total	Positions Per Active Applicant
2026	15,358	7,746	1.98	2,622	5.86	2,028	7.57	3,409	4.51	15,846	0.97
2025	14,620	7,507	1.95	2,349	6.22	1,947	7.51	2,978	4.91	14,833	0.99
2024	14,169	7,297	1.94	2,170	6.53	1,800	7.87	2,707	5.23	14,034	1.01
2023	13,365	7,291	1.83	2,119	6.31	1,789	7.47	2,672	5.00	13,919	0.96
2022	12,571	7,141	1.76	1,991	6.31	1,791	7.02	2,619	4.80	13,586	0.93
2021	11,767	6,822	1.72	1,730	6.80	1,667	7.06	2,646	4.45	12,925	0.91
2020	11,545	6,462	1.79	1,568	7.36	1,589	7.27	2,365	4.88	12,042	0.96
2019	10,936	6,301	1.74	1,310	8.35	1,458	7.50	2,332	4.69	11,467	0.95
2018	10,149	6,002	1.69	1,100	9.23	1,326	7.65	2,280	4.45	10,778	0.94
2017	9,766	5,766	1.69	1,006	9.71	1,394	7.01	2,180	4.48	10,410	0.94

**Figure 3** Positions per Applicant, 2017-2026

## Table 4

Table 4 displays applicants by applicant type in the SMS® Fellowship matches between 2022 and 2026.

Applicants are grouped based on citizenship and medical school of graduation. For example, *graduates of U.S. MD medical schools* are graduates of U.S. MD medical schools regardless of citizenship, and *U.S. citizen graduates of international medical schools* are U.S. citizens who are graduates of international medical schools.

The total number of registrants for the 2026 appointment year was 16,331, an increase of 1,078 over 2025. The most substantial contributor to that increase was the growth in the number of non-U.S. citizen graduates of international medical schools (452). There were also increases in the numbers of U.S. DO graduates (278), and U.S. MD graduates (259).

An *active applicant* is one who submits a certified rank order list of programs. Between 2022 and 2026, the number of active applicants rose 16.6 percent from 13,586 to 15,846. During the same time, non-U.S. graduates of international medical schools had the largest increase in number (790) followed by U.S. DO graduates (631) followed by U.S. MD graduates (605). Compared with the 2025 appointment year, the total number of active applicants who were U.S. MD graduates increased by 239 (3.2%) while the number of U.S. DO graduates increased by 273 (11.6%). The number of U.S. citizen graduates of international medical schools increased by 81 (4.2%) while the number of non-U.S. graduates of international medical schools who were active applicants increased by 431 (14.5%).

For the 2026 appointment year, 12,963 active applicants matched to a fellowship position, 573 more over 2025. The number of matched applicants among U.S. MD graduates was 6,947, an increase of 139 over the 2025 appointment year. Among U.S. DO graduates, 2,150 matched, an increase of 215 from 2025. The number of matched U.S. citizen graduates of international medical schools was 1,377, an increase of 27 from 2025. The number who matched among non-U.S. citizen graduates of international medical schools was 2,451, an increase of 199 from 2025.

The trends in the numbers of active applicants and their match rates are shown graphically in Figure 4.

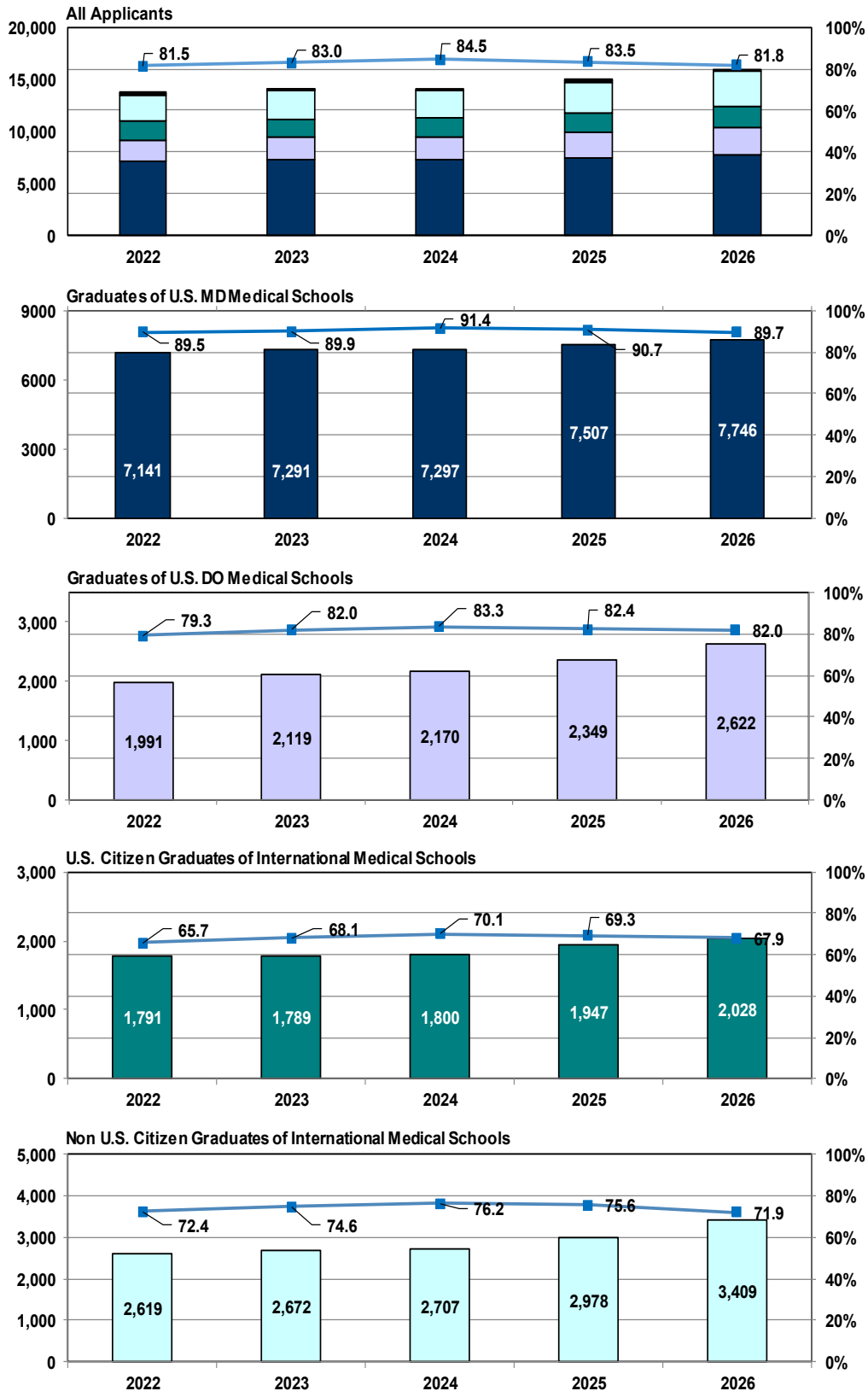
**Table 4 Fellowship Applicants by Applicant Type and Appointment Year, 2022 - 2026**

Applicant	2026		2025		2024		2023		2022	
	No.	%	No.	%	No.	%	No.	%	No.	%
<b>Graduates of U.S. MD Medical Schools</b>										
Active Applicants	7,746	100	7,507	100	7,297	100	7,291	100	7,141	100
Matched	6,947	89.7	6,808	90.7	6,667	91.4	6,557	89.9	6,394	89.5
Unmatched	799	10.3	699	9.3	630	8.6	734	10.1	747	10.5
Withdrew	76	1.0	66	0.9	79	1.1	106	1.4	83	1.1
No Rank List	61	0.8	51	0.7	77	1.0	58	0.8	49	0.7
<b>Total</b>	<b>7,883</b>	<b>100</b>	<b>7,624</b>	<b>100</b>	<b>7,453</b>	<b>100</b>	<b>7,455</b>	<b>100</b>	<b>7,273</b>	<b>100</b>
<b>Graduates of U.S. DO Medical Schools</b>										
▲ Active Applicants	2,622	100	2,349	100	2,170	100	2,119	100	1,991	100
Matched	2,150	82.0	1,935	82.4	1,807	83.3	1,738	82.0	1,578	79.3
Unmatched	472	18.0	414	17.6	363	16.7	381	18.0	413	20.7
Withdrew	33	1.2	35	1.5	29	1.3	30	1.4	35	1.7
No Rank List	33	1.2	26	1.1	31	1.4	19	0.9	18	0.9
<b>Total</b>	<b>2,688</b>	<b>100</b>	<b>2,410</b>	<b>100</b>	<b>2,230</b>	<b>100</b>	<b>2,168</b>	<b>100</b>	<b>2,044</b>	<b>100</b>
<b>U.S. Citizen Graduates of International Medical Schools</b>										
Active Applicants	2,028	100	1,947	100	1,800	100	1,789	100	1,791	100
Matched	1,377	67.9	1,350	69.3	1,262	70.1	1,219	68.1	1,177	65.7
Unmatched	651	32.1	597	30.7	538	29.9	570	31.9	614	34.3
Withdrew	42	2.0	34	1.7	29	1.5	34	1.8	26	1.4
No Rank List	74	3.5	66	3.2	67	3.5	58	3.1	39	2.1
<b>Total</b>	<b>2,144</b>	<b>100</b>	<b>2,047</b>	<b>100</b>	<b>1,896</b>	<b>100</b>	<b>1,881</b>	<b>100</b>	<b>1,856</b>	<b>100</b>
<b>Non-U.S. Citizen Graduates of International Medical Schools</b>										
▲ Active Applicants	3,409	100	2,978	100	2,707	100	2,672	100	2,619	100
Matched	2,451	71.9	2,252	75.6	2,062	76.2	1,992	74.6	1,895	72.4
Unmatched	958	28.1	726	24.4	645	23.8	680	25.4	724	27.6
Withdrew	53	1.5	63	2.0	51	1.8	54	1.9	52	1.9
No Rank List	101	2.8	70	2.3	79	2.8	91	3.2	71	2.6
<b>Total</b>	<b>3,563</b>	<b>100</b>	<b>3,111</b>	<b>100</b>	<b>2,837</b>	<b>100</b>	<b>2,817</b>	<b>100</b>	<b>2,742</b>	<b>100</b>
<b>Graduates of Canadian Medical Schools</b>										
Active Applicants	41	100	52	100	60	100	48	100	43	100
Matched	38	92.7	45	86.5	55	91.7	42	87.5	33	76.7
Unmatched	3	7.3	7	13.5	5	8.3	6	12.5	10	23.3
Withdrew	5	9.4	7	11.5	4	5.9	11	17.2	7	13.5
No Rank List	7	13.2	2	3.3	4	5.9	5	7.8	2	3.8
<b>Total</b>	<b>53</b>	<b>100</b>	<b>61</b>	<b>100</b>	<b>68</b>	<b>100</b>	<b>64</b>	<b>100</b>	<b>52</b>	<b>100</b>
<b>Graduates of Fifth Pathway Programs</b>										
Active Applicants	0	0.0	0	0.0	0	0	0	0.0	1	100.0
Matched	0	0.0	0	0.0	0	0	0	0.0	1	100.0
Unmatched	0	0.0	0	0.0	0	0.0	0	0.0	0	0.0
Withdrew	0	0.0	0	0.0	0	0.0	0	0.0	0	0.0
No Rank List	0	0.0	0	0.0	0	0.0	0	0.0	0	0.0
<b>Total</b>	<b>0</b>	<b>0.0</b>	<b>0</b>	<b>0.0</b>	<b>0</b>	<b>0</b>	<b>0</b>	<b>0.0</b>	<b>1</b>	<b>100.0</b>
<b>Total Applicants</b>										
Active Applicants	15,846	100	14,833	100	14,034	100	13,919	100	13,586	100
Matched	12,963	81.8	12,390	83.5	11,853	84.5	11,548	83.0	11,078	81.5
Unmatched	2,883	18.2	2,443	16.5	2,181	15.5	2,371	17.0	2,508	18.5
Withdrew	209	1.3	205	1.3	192	1.3	235	1.6	203	1.5
No Rank List	276	1.7	215	1.4	258	1.8	231	1.6	179	1.3
<b>Total</b>	<b>16,331</b>	<b>100</b>	<b>15,253</b>	<b>100</b>	<b>14,484</b>	<b>100</b>	<b>14,385</b>	<b>100</b>	<b>13,968</b>	<b>100</b>

▲ Denotes that the percentage increase in active applicants for this group was greater than the overall increase of 16.6% for all active applicants between 2022 and 2026.

**Figure 4**

**Numbers of Active Applicants and Percentages Matched by Applicant Type, 2022 - 2026**



## Table 5

Table 5 displays Fellowship Match results by each subspecialty overall as well as applicants' preferred subspecialty. *Rank choice* is determined by the placement of programs on an applicant's rank order list. *Preferred specialty* is the subspecialty of the program ranked first on the applicant's rank order list.

For single specialty Matches (top half of the table), the data presentation and interpretation are straightforward; the preferred specialty is the single specialty so "Preferred Specialty" and "Matched in Another Specialty" columns reflect "n/a". For combined specialties Matches (bottom half of the table), applicants could rank more than one subspecialty within the same Match which is why "Preferred Specialty" and "Matching in Another Specialty" columns are provided in Table 5.

### Single Specialty Matches

Using Laryngology as an example, of the 32 applicants who ranked Laryngology, 8 (25.0%) matched to the program that was listed first on their rank order list, 5 (15.6%) matched to their second choice, 2 (6.3%) matched to their third choice, and 9 (28.1%) matched to a choice lower than third. Eight applicants who ranked Laryngology did not match, representing 25.0 percent of the total.

### Combined Specialties Matches

In examining unique applicants for the combined specialties Matches, each applicant is included in the counts for the subspecialty ranked first on the rank order list (preferred specialty). Because applicants can rank more than one subspecialty within the same Match, "Matched in Another Specialty" data also is provided.

Using Addiction Medicine as an example, of the 201 applicants who ranked Addiction Medicine, 182 preferred it by ranking it first. Overall, 173 applicants matched to Addiction Medicine, and of those, 172 listed it as their preferred specialty.

Of the 201 applicants who ranked Addiction Medicine, 123 (61.2%) matched to the program that was listed first on their rank order list, 24 (11.9%) matched to their second choice, 12 (6.0%) to their third choice, and 14 (7.0%) to a choice lower than third. There were three applicants (1.5%) who ranked Addiction Medicine and at least one other subspecialty who matched into another subspecialty.

Of the 201 applicants who ranked Addiction Medicine, 11 (5.5%) did not match.

Table 5

Fellowship Matches by Specialty and Applicant Choice, 2026 Appointments

Specialty	Number of Applicants Ranking Specialty		Number Matched		Matches by Rank Choice							Matched in Another Specialty		Unmatched		
	Total	Preferred Specialty	Total	Preferred Specialty	1st Choice	2nd Choice	3rd Choice	Greater Than 3rd Choice	1st Choice	2nd Choice	3rd Choice	Greater Than 3rd Choice				
<b>Single Specialty Matches</b>																
<b>Laryngology</b>																
Laryngology**	32	n/a	24	n/a	8	25.0%	5	15.6%	2	6.3%	9	28.1%	n/a	n/a	8	25.0%
<b>Medical Genetics</b>																
Medical Genetics	19	n/a	18	n/a	16	84.2	2	10.5	0	0.0	0	0.0	n/a	n/a	1	5.3
<b>Neurology</b>																
Headache Medicine**	55	n/a	52	n/a	38	69.1	4	7.3	6	10.9	4	7.3	n/a	n/a	3	5.5
Vascular Neurology	202	n/a	195	n/a	100	49.5	34	16.8	23	11.4	38	18.8	n/a	n/a	7	3.5
<b>Obstetrics and Gynecology</b>																
Urogynecology and Reconstructive Pelvic Surgery*	102	n/a	70	n/a	30	29.4	14	13.7	5	4.9	21	20.6	n/a	n/a	32	31.4
<b>Pediatrics</b>																
Adolescent Medicine	25	n/a	22	n/a	16	64.0	2	8.0	2	8.0	2	8.0	n/a	n/a	3	12.0
<b>Physical Medicine and Rehabilitation</b>																
Spinal Cord Injury Medicine	23	n/a	22	n/a	14	60.9	3	13.0	3	13.0	2	8.7	n/a	n/a	1	4.3
<b>Psychiatry</b>																
Forensic Psychiatry	91	n/a	88	n/a	58	63.7	16	17.6	9	9.9	5	5.5	n/a	n/a	3	3.3
<b>Sports Medicine</b>																
Sports Medicine*	523	n/a	403	n/a	186	35.6	67	12.8	45	8.6	105	20.1	n/a	n/a	120	22.9
<b>Surgery</b>																
Colon and Rectal Surgery	171	n/a	121	n/a	48	28.1	22	12.9	15	8.8	36	21.1	n/a	n/a	50	29.2
Hand Surgery*	184	n/a	180	n/a	83	45.1	33	17.9	24	13.0	40	21.7	n/a	n/a	4	2.2
Pediatric Surgery***	66	n/a	47	n/a	13	19.7	7	10.6	5	7.6	22	33.3	n/a	n/a	19	28.8
Surgical Critical Care	315	n/a	306	n/a	150	47.6	56	17.8	29	9.2	71	22.5	n/a	n/a	9	2.9
Surgical Oncology***	111	n/a	77	n/a	32	28.8	9	8.1	8	7.2	28	25.2	n/a	n/a	34	30.6
<b>Combined Specialties Matches+</b>																
<b>Addiction</b>																
Addiction Medicine*	201	182	173	172	123	61.2	24	11.9	12	6.0	14	7.0	3	1.5	11	5.5
Addiction Psychiatry	87	80	77	77	59	67.8	11	12.6	4	4.6	3	3.4	0	0.0	3	3.4
<b>Allergy and Immunology</b>																
Allergy and Immunology	241	236	175	175	87	36.1	36	14.9	22	9.1	30	12.4	6	2.5	60	24.9
<b>Anesthesiology</b>																
Pain Medicine	355	355	333	333	191	53.8	59	16.6	26	7.3	57	16.1	0	0.0	22	6.2
<b>Emergency Medicine</b>																
Clinical Ultrasound**	134	133	131	131	105	78.4	18	13.4	5	3.7	3	2.2	0	0.0	2	1.5
Emergency Medical Services	125	125	115	115	80	64.0	17	13.6	10	8.0	8	6.4	0	0.0	10	8.0
Global Emergency Medicine**	18	18	16	16	12	66.7	1	5.6	1	5.6	2	11.1	0	0.0	2	11.1
Medical Toxicology*	45	45	42	42	25	55.6	10	22.2	1	2.2	6	13.3	0	0.0	3	6.7
<b>Internal Medicine</b>																
Adult Congenital Heart Disease	26	25	21	21	15	57.7	3	11.5	1	3.8	2	7.7	0	0.0	5	19.2
Advanced Heart Failure & Transplant Cardiology	88	82	76	76	57	64.8	7	8.0	9	10.2	3	3.4	1	1.1	7	8.0
Cardiovascular Disease	2,141	2,118	1,347	1,345	626	29.2	198	9.2	161	7.5	362	16.9	23	1.1	764	35.7
Clinical Cardiac Electrophysiology	178	177	147	146	90	50.6	20	11.2	11	6.2	26	14.6	0	0.0	31	17.4
Critical Care Medicine	439	223	233	178	106	24.1	40	9.1	28	6.4	59	13.4	139	31.7	66	15.0
Endocrinology, Diabetes, and Metabolism	484	457	389	380	161	33.3	70	14.5	59	12.2	99	20.5	21	4.3	74	15.3
Gastroenterology	1,247	1,241	755	755	351	28.1	129	10.3	86	6.9	189	15.2	9	0.7	480	38.5
Geriatric Medicine*	192	157	151	145	122	63.5	19	9.9	6	3.1	4	2.1	25	13.0	14	7.3
Hematology and Oncology	1,187	1,164	805	803	389	32.8	126	10.6	94	7.9	196	16.5	31	2.6	351	29.6
Hospice and Palliative Medicine	451	406	380	372	233	51.7	62	13.7	39	8.6	46	10.2	35	7.8	34	7.5
Infectious Disease	319	278	272	260	178	55.8	39	12.2	23	7.2	32	10.0	18	5.6	24	7.5
Interventional Cardiology	247	244	236	235	143	57.9	37	15.0	28	11.3	28	11.3	0	0.0	9	3.6
Interventional Pulmonology***	66	66	50	40	28	42.4	8	12.1	6	9.1	8	12.1	16	24.2	16	24.2
Nephrology	386	341	333	316	207	53.6	50	13.0	28	7.3	48	12.4	16	4.1	30	7.8
Oncology	46	5	3	0	0	0.0	0	0.0	0	0.0	3	6.5	25	54.3	18	39.1
Pulmonary Disease	112	24	20	7	7	6.3	2	1.8	3	2.7	8	7.1	48	42.9	33	29.5
Pulmonary Disease and Critical Care Medicine	1,262	1,112	834	815	387	30.7	149	11.8	100	7.9	198	15.7	50	4.0	249	19.7
Rheumatology	385	371	299	295	147	38.2	62	16.1	28	7.3	62	16.1	11	2.9	75	19.5
Sleep Medicine*	266	236	208	197	132	49.6	29	10.9	13	4.9	34	12.8	11	4.1	43	16.2
<b>Neurology</b>																
Clinical Neurophysiology	129	58	54	49	40	31.0	10	7.8	2	1.6	2	1.6	0	0.0	1	.8
Epilepsy	158	129	130	121	82	51.9	18	11.4	15	9.5	15	9.5	0	0.0	3	1.9
<b>Obstetrics and Gynecology</b>																
Complex Family Planning***	29	29	28	28	19	65.5	5	17.2	1	3.4	3	10.3	0	0.0	1	3.4
Gynecologic Oncology	99	99	87	87	34	34.3	13	13.1	11	11.1	29	29.3	0	0.0	12	12.1
Maternal-Fetal Medicine	163	163	154	154	71	43.6	21	12.9	25	15.3	37	22.7	0	0.0	9	5.5
Minimally Invasive Gynecologic Surgery**	53	51	45	44	17	32.1	8	15.1	9	17.0	11	20.8	0	0.0	8	15.1

**Table 5**

**Fellowship Matches by Specialty and Applicant Choice, 2026 Appointments**

Specialty	Number of Applicants		Number Matched		Matches by Rank Choice						Matched in Another Specialty		Unmatched			
	Total	Preferred	Total	Preferred	1st Choice	2nd Choice	3rd Choice	Greater Than 3rd Choice	0	0.0%	0	0.0%				
		Specialty		Specialty												
Pediatric and Adolescent Gynecology**	10	10	9	9	4	40.0%	2	20.0%	3	30.0%	0	0.0%	0	0.0%	1	10.0%
Reproductive Endocrinology	73	73	58	58	30	41.1	6	8.2	5	6.8	17	23.3	1	1.4	14	19.2
<b>Pathology</b>																
Bone & Soft Tissue Pathology**	13	13	10	10	8	61.5	1	7.7	0	0.0	1	7.7	0	0.0	3	23.1
Forensic Pathology	51	51	49	49	35	68.6	9	17.6	2	3.9	3	5.9	0	0.0	2	3.9
Hematopathology	116	114	108	108	61	52.6	26	22.4	7	6.0	14	12.1	0	0.0	7	6.0
Molecular Genetic Pathology	45	44	41	41	33	73.3	4	8.9	0	0.0	4	8.9	0	0.0	4	8.9
<b>Pediatrics</b>																
Academic General Pediatrics**	2	2	1	1	1	50.0	0	0.0	0	0.0	0	0.0	0	0.0	1	50.0
Child Abuse	15	11	11	11	8	53.3	2	13.3	1	6.7	0	0.0	4	26.7	0	.0
Developmental and Behavioral Pediatrics	36	36	34	34	21	58.3	7	19.4	4	11.1	2	5.6	0	0.0	2	5.6
Neonatal-Perinatal Medicine	270	268	264	264	137	50.7	50	18.5	32	11.9	45	16.7	1	0.4	5	1.9
Pediatric Cardiology	216	216	191	191	110	50.9	32	14.8	12	5.6	37	17.1	2	0.9	23	10.6
Pediatric Critical Care Medicine	199	195	190	190	108	54.3	44	22.1	16	8.0	22	11.1	4	2.0	5	2.5
Pediatric Emergency Medicine*	237	232	224	190	130	54.9	37	15.6	22	9.3	35	14.8	2	0.8	10	4.2
Pediatric Endocrinology	56	51	51	50	46	82.1	2	3.6	3	5.4	0	0.0	3	5.4	2	3.6
Pediatric Gastroenterology	128	125	119	118	64	50.0	16	12.5	8	6.3	31	24.2	3	2.3	6	4.7
Pediatric Hematology/Oncology	158	153	152	151	91	57.6	25	15.8	11	7.0	25	15.8	3	1.9	2	1.3
Pediatric Hospital Medicine	141	137	124	124	62	44.0	24	17.0	11	7.8	27	19.1	4	2.8	13	9.2
Pediatric Infectious Diseases	51	45	44	43	28	54.9	10	19.6	4	7.8	2	3.9	5	9.8	2	3.9
Pediatric Nephrology	32	29	28	28	24	75.0	1	3.1	2	6.3	1	3.1	2	6.3	2	6.3
Pediatric Pulmonology	59	57	55	54	39	66.1	9	15.3	3	5.1	4	6.8	1	1.7	3	5.1
Pediatric Rheumatology	25	24	24	24	17	68.0	5	20.0	2	8.0	0	0.0	0	0.0	1	4.0
Pediatric Transplant Hepatology	8	8	8	8	5	62.5	2	25.0	0	0.0	1	12.5	0	0.0	0	.0
<b>Physical Medicine and Rehabilitation</b>																
Brain Injury Medicine*	22	22	19	19	11	50.0	2	9.1	3	13.6	3	13.6	0	0.0	3	13.6
Cancer Rehabilitation**	7	7	7	7	7	100.0	0	0.0	0	0.0	0	0.0	0	0.0	0	.0
Pediatric Rehabilitation Medicine	15	14	14	14	14	93.3	0	0.0	0	0.0	0	0.0	0	0.0	1	6.7
<b>Psychiatry</b>																
Child and Adolescent Psychiatry	388	388	343	343	175	45.1	46	11.9	35	9.0	87	22.4	0	0.0	45	11.6
Consultation-Liaison Psychiatry	91	91	87	87	60	65.9	18	19.8	3	3.3	6	6.6	0	0.0	4	4.4
<b>Radiology</b>																
Breast Imaging**	195	194	181	181	126	64.6	26	13.3	14	7.2	15	7.7	0	0.0	13	6.7
Emergency Radiology**	5	3	4	3	3	60.0	1	20.0	0	0.0	0	0.0	1	20.0	0	.0
Interventional Radiology	98	97	94	94	62	63.3	19	19.4	7	7.1	6	6.1	1	1.0	3	3.1
Musculoskeletal Radiology***	167	163	158	147	125	74.9	21	12.6	3	1.8	9	5.4	1	0.6	8	4.8
Neuroradiology	300	295	284	284	174	58.0	42	14.0	32	10.7	36	12.0	0	0.0	12	4.0
<b>Surgery</b>																
Thoracic Surgery	168	165	97	97	34	20.2	10	6.0	16	9.5	37	22.0	6	3.6	65	38.7
Vascular Surgery	168	163	136	133	42	25.0	18	10.7	16	9.5	60	35.7	1	0.6	31	18.5

\* In most cases specialties are grouped by the ACGME Review Committees (RCs). Some specialties are under the auspices of multiple RCs. For 2026 appointments, the specialties under the auspices of multiple RCs are:

- Addiction Medicine
- Brain Injury Medicine: Neurology and Physical Medicine & Rehabilitation
- Geriatric Medicine: Family Medicine and Internal Medicine
- Hand Surgery: Orthopaedic Surgery, Surgery, and Plastic Surgery
- Medical Toxicology: Emergency Medicine and Preventive Medicine
- Pediatric Emergency Medicine: Pediatrics and Emergency Medicine
- Sleep Medicine: Internal Medicine, Neurology, Pediatrics, and Psychiatry
- Sports Medicine: Emergency Medicine, Family Medicine, Pediatrics, and Physical Medicine & Rehabilitation
- Urogynecology and Reconstructive Pelvic Surgery: Urology and OB/GYN

\*\* Not accredited by the ACGME

\*\*\* Some specialties have programs within the specialty that are not accredited by the ACGME. For 2026 appointments, those specialties include:

- Complex Family Planning
- Interventional Pulmonology
- Musculoskeletal Radiology
- Pediatric Surgery
- Surgical Oncology

+ Applicants can rank multiple specialties within the combined specialties Matches. In addition, a few applicants participate in more than one Fellowship Match within a single appointment year, but they cannot match concurrent year positions.

---

## Table 6

Table 6 displays the numbers of positions offered by subspecialty as well as the percentages filled by applicant type and all applicants for appointment years 2022 through 2026.

To provide a complete picture, the table includes all subspecialties that participated during the five-year period regardless of when they joined and whether they stayed in the SMS®.

Years for which data cells are blank indicate either that the program had not yet joined or that it had left the SMS. The data in Table 6 are calculated as percentages of positions filled by applicant type, while the data in Table 2 are calculated as percentages of matches by applicant type.

A graphical summary of the data for each subspecialty listed in Table 6 can be found on the following pages.

**Table 6A**

**Number of Positions Offered and Percent Filled by Graduates of U.S. MD Medical Schools and All Applicants, 2022 - 2026**

Specialty	2026			2025			2024			2023			2022		
	No. of Pos.	% Filled U.S. MD	Tot	No. of Pos.	% Filled U.S. MD	Tot	No. of Pos.	% Filled U.S. MD	Tot	No. of Pos.	% Filled U.S. MD	Tot	No. of Pos.	% Filled U.S. MD	Tot
<b>Addiction</b>															
Addiction Medicine*	271	37.6	63.8	234	36.8	66.7	232	36.6	59.5	201	34.8	70.1	--	--	--
Addiction Psychiatry	112	48.2	68.8	104	38.5	58.7	124	26.6	50.8	115	34.8	65.2	--	--	--
<b>Allergy and Immunology</b>															
Allergy and Immunology	177	62.1	98.9	167	71.9	98.8	169	66.9	99.4	156	68.6	98.1	147	68.7	98.0
<b>Anesthesiology</b>															
Pain Medicine	390	44.4	85.4	389	45.5	82.3	393	48.1	84.5	377	55.2	95.0	378	61.4	95.8
Pediatric Anesthesiology	--	--	--	--	--	--	211	39.8	59.2	215	47.4	63.7	226	51.8	73.0
<b>Emergency Medicine</b>															
Clinical Ultrasound**	229	34.1	57.2	252	40.9	56.3	253	37.5	54.5	233	47.2	64.8	218	51.8	71.1
Emergency Medical Services	144	43.8	79.9	129	42.6	76.0	127	39.4	67.7	115	48.7	72.2	111	47.7	73.0
Global Emergency Medicine**	25	52.0	64.0	29	65.5	72.4	35	45.7	65.7	33	57.6	66.7	32	53.1	68.8
Medical Toxicology*	54	53.7	77.8	53	75.5	94.3	53	71.7	92.5	49	73.5	100.0	54	74.1	92.6
<b>Internal Medicine</b>															
Adult Congenital Heart Disease	25	64.0	84.0	30	43.3	73.3	26	42.3	53.8	22	40.9	63.6	22	54.5	59.1
Advanced Heart Failure & Transplant Cardiology	127	27.6	59.8	127	23.6	48.0	129	31.8	56.6	127	29.1	55.9	121	27.3	57.0
Cardiovascular Disease	1,347	50.9	100.0	1,262	53.2	99.8	1,199	51.6	99.7	1,152	48.5	100.0	1,120	50.7	99.8
Clinical Cardiac Electrophysiology	150	39.3	98.0	152	36.8	98.0	145	50.3	96.6	132	50.0	97.7	130	43.1	94.6
Critical Care Medicine	242	24.0	96.3	204	33.3	94.6	187	31.6	95.7	182	30.2	96.7	160	42.5	98.1
Endocrinology, Diabetes, and Metabolism	398	26.4	97.7	386	29.5	98.4	379	28.8	92.3	359	29.0	95.0	348	31.6	98.3
Gastroenterology	759	55.5	99.5	727	55.6	99.6	690	57.1	99.7	657	59.4	99.8	616	60.2	99.7
Geriatric Medicine*	388	15.7	38.9	382	20.2	44.2	419	16.7	41.5	411	17.8	43.1	411	20.4	51.1
Hematology	--	--	--	--	--	--	--	--	--	--	--	--	14	85.7	100.0
Hematology and Oncology	809	52.8	99.5	773	55.2	99.7	755	54.6	99.3	708	55.5	99.7	663	53.1	99.1
Hospice and Palliative Medicine	478	47.1	79.5	465	47.5	79.8	451	53.0	83.1	458	52.8	85.2	430	49.5	85.3
Infectious Disease	447	27.7	60.9	450	29.8	70.2	450	36.7	67.3	441	34.2	74.4	436	37.8	82.1
Interventional Cardiology	307	20.5	76.9	326	30.7	83.4	--	--	--	--	--	--	--	--	--
Interventional Pulmonology***	51	35.3	98.0	44	34.1	97.7	43	32.6	100.0	45	53.3	100.0	47	38.3	93.6
Nephrology	501	17.4	66.5	496	17.9	73.0	488	16.8	65.8	493	20.9	72.8	484	19.8	69.2
Oncology	3	0.0	100.0	2	50.0	100.0	3	0.0	100.0	4	0.0	100.0	8	37.5	100.0
Pulmonary Disease	21	9.5	95.2	22	0.0	95.5	31	12.9	93.5	27	3.7	81.5	25	16.0	92.0
Pulmonary Disease and Critical Care Medicine	844	41.9	98.8	816	40.3	97.3	781	44.8	98.5	748	44.5	97.6	721	48.7	99.6
Rheumatology	302	34.4	99.0	287	37.6	99.0	276	42.4	98.9	271	45.4	97.8	272	41.2	97.8
Sleep Medicine*	222	36.0	93.7	218	39.0	95.0	213	35.7	88.3	201	32.8	88.6	193	40.4	92.7
<b>Laryngology</b>															
Laryngology**	28	82.1	85.7	24	37.5	50.0	28	75.0	89.3	23	60.9	82.6	25	80.0	84.0
<b>Medical Genetics</b>															
Medical Genetics	40	25.0	45.0	43	16.3	51.2	51	15.7	41.2	46	15.2	45.7	52	11.5	44.2
<b>Neurology</b>															
Clinical Neurophysiology	108	26.9	50.0	107	36.4	71.0	110	32.7	70.0	--	--	--	--	--	--
Epilepsy	184	32.6	70.7	172	36.6	72.7	154	33.8	78.6	--	--	--	--	--	--
Headache Medicine**	65	52.3	80.0	62	50.0	87.1	62	41.9	71.0	50	46.0	72.0	--	--	--
Vascular Neurology	236	40.7	82.6	219	39.3	84.0	213	31.9	77.5	209	44.0	84.7	187	43.9	84.5
<b>Obstetrics and Gynecology</b>															
Complex Family Planning***	38	63.2	73.7	35	94.3	94.3	29	86.2	89.7	26	96.2	100.0	25	100.0	100.0
Gynecologic Oncology	88	81.8	98.9	86	87.2	100.0	84	85.7	95.2	78	92.3	100.0	74	94.6	100.0
Maternal-Fetal Medicine	166	73.5	92.8	154	74.0	89.6	137	85.4	100.0	139	82.0	98.6	137	87.6	99.3
Minimally Invasive Gynecologic Surgery**	51	72.5	88.2	47	89.4	100.0	50	90.0	100.0	45	84.4	100.0	41	73.2	97.6
Pediatric and Adolescent Gynecology**	17	41.2	52.9	13	84.6	92.3	16	62.5	93.8	11	72.7	90.9	14	50.0	85.7
Reproductive Endocrinology	59	94.9	98.3	59	84.7	94.9	56	83.9	98.2	48	87.5	100.0	49	89.8	100.0
Urogynecology and Reconstructive Pelvic Surgery*	74	83.8	94.6	70	88.6	100.0	67	83.6	97.0	65	81.5	93.8	65	78.5	93.8
<b>Pathology</b>															
Bone & Soft Tissue Pathology**	13	38.5	76.9	--	--	--	--	--	--	--	--	--	--	--	--
Forensic Pathology	71	35.2	69.0	64	28.1	54.7	70	24.3	64.3	--	--	--	--	--	--
Hematopathology	127	26.8	85.0	--	--	--	--	--	--	--	--	--	--	--	--
Molecular Genetic Pathology	53	32.1	77.4	--	--	--	--	--	--	--	--	--	--	--	--
<b>Pediatrics</b>															
Academic General Pediatrics**	1	100.0	100.0	5	60.0	80.0	5	40.0	60.0	9	33.3	44.4	9	55.6	55.6
Adolescent Medicine	45	35.6	48.9	41	34.1	53.7	34	61.8	79.4	38	57.9	78.9	34	76.5	91.2
Child Abuse	28	21.4	39.3	30	20.0	33.3	21	23.8	52.4	23	34.8	56.5	27	70.4	85.2
Developmental and Behavioral Pediatrics	50	38.0	68.0	49	38.8	61.2	49	32.7	55.1	51	33.3	60.8	48	29.2	54.2
Neonatal-Perinatal Medicine	308	41.9	85.7	317	49.5	87.4	302	42.1	88.7	288	50.0	93.1	283	58.3	97.2
Pediatric Cardiology	194	57.2	98.5	187	61.0	92.0	179	63.1	95.0	171	61.4	96.5	168	61.3	96.4
Pediatric Critical Care Medicine	220	46.4	86.4	225	67.6	98.7	224	60.3	92.4	214	63.1	95.3	208	69.2	100.0
Pediatric Emergency Medicine*	251	52.6	89.2	239	50.6	84.1	227	52.9	85.9	219	63.9	98.2	214	66.4	100.0
Pediatric Endocrinology	106	31.1	48.1	104	31.7	59.6	100	29.0	60.0	109	30.3	60.6	110	30.0	59.1
Pediatric Gastroenterology	124	53.2	96.0	122	39.3	81.1	125	40.8	75.2	113	51.3	99.1	115	53.9	93.0
Pediatric Hematology/Oncology	194	49.0	78.4	194	49.0	78.4	184	45.1	71.7	183	54.1	85.2	176	50.0	85.8
Pediatric Hospital Medicine	143	69.9	86.7	130	67.7	92.3	124	68.5	97.6	104	69.2	95.2	96	76.0	100.0
Pediatric Infectious Diseases	86	29.1	51.2	89	33.7	48.3	77	31.2	48.1	81	35.8	49.4	84	20.2	52.4
Pediatric Nephrology	73	30.1	38.4	78	23.1	37.2	73	34.2	53.4	67	35.8	53.7	60	31.7	55.0
Pediatric Pulmonology	87	37.9	63.2	95	24.2	48.4	86	34.9	59.3	86	38.4	67.4	83	41.0	73.5
Pediatric Rheumatology	44	29.5	54.5	55	23.6	49.1	52	44.2	61.5	43	41.9	62.8	39	53.8	69.2
Pediatric Transplant Hepatology	15	13.3	53.3	15	46.7	93.3	16	62.5	81.3	15	40.0	80.0	15	53.3	66.7

**Table 6A**

**Number of Positions Offered and Percent Filled by Graduates of U.S. MD Medical Schools and All Applicants, 2022 - 2026**

Specialty	2026			2025			2024			2023			2022		
	No. of Pos.	% Filled		No. of Pos.	% Filled		No. of Pos.	% Filled		No. of Pos.	% Filled		No. of Pos.	% Filled	
		U.S.	MD		U.S.	MD		U.S.	MD		U.S.	MD		U.S.	MD
<b>Physical Medicine and Rehabilitation</b>															
Brain Injury Medicine*	30	46.7	63.3	35	54.3	71.4	31	45.2	83.9	29	41.4	62.1	27	48.1	81.5
Cancer Rehabilitation**	14	21.4	50.0	12	50.0	66.7	12	50.0	50.0	--	--	--	--	--	--
Pediatric Rehabilitation Medicine	29	48.3	48.3	28	25.0	46.4	27	18.5	44.4	26	34.6	50.0	28	67.9	85.7
Spinal Cord Injury Medicine	33	33.3	66.7	34	20.6	38.2	32	34.4	56.3	31	48.4	64.5	31	32.3	54.8
<b>Psychiatry</b>															
Child and Adolescent Psychiatry	399	52.4	86.0	379	54.1	83.9	377	48.3	80.6	404	52.5	82.4	380	46.3	76.3
Consultation-Liaison Psychiatry	133	43.6	65.4	133	50.4	71.4	132	47.0	74.2	126	42.1	65.1	126	40.5	65.9
Forensic Psychiatry	125	46.4	70.4	--	--	--	--	--	--	--	--	--	--	--	--
<b>Radiology</b>															
Breast Imaging**	221	59.7	81.9	204	63.7	79.4	194	60.3	85.6	183	65.6	82.0	169	56.2	78.1
Emergency Radiology**	16	12.5	25.0	27	11.1	29.6	27	14.8	25.9	28	7.1	28.6	24	4.2	4.2
Interventional Radiology	146	37.0	64.4	159	30.2	58.5	167	50.9	82.6	182	44.0	68.7	166	65.1	92.8
Musculoskeletal Radiology***	218	51.4	72.5	214	46.3	72.9	218	54.1	71.6	207	56.0	79.2	218	47.7	71.6
Neuroradiology	327	58.7	86.9	316	59.8	90.8	294	52.0	79.9	305	59.3	85.6	292	57.5	82.5
<b>Sports Medicine</b>															
Sports Medicine*	412	48.8	97.8	392	44.6	99.0	380	47.1	97.6	363	40.2	97.0	353	48.2	98.3
<b>Surgery</b>															
Colon and Rectal Surgery	121	73.6	100.0	117	70.9	100.0	114	75.4	100.0	110	71.8	99.1	109	79.8	98.2
Hand Surgery*	201	76.6	89.6	204	70.1	85.3	197	80.7	95.4	193	89.6	97.9	187	85.0	96.8
Pediatric Surgery***	47	89.4	100.0	49	91.8	100.0	44	77.3	100.0	49	89.8	100.0	43	95.3	100.0
Surgical Critical Care	365	60.8	83.8	358	59.2	83.0	355	56.3	76.6	340	57.9	79.4	315	61.6	87.0
Surgical Oncology***	77	72.7	100.0	76	76.3	100.0	74	73.0	98.6	74	62.2	95.9	69	68.1	95.7
Thoracic Surgery	97	77.3	100.0	92	75.0	100.0	96	75.0	99.0	93	68.8	98.9	91	71.4	100.0
Vascular Surgery	137	61.3	99.3	135	58.5	92.6	131	67.9	97.7	136	71.3	100.0	118	66.9	100.0
<b>TOTAL</b>	<b>15,358</b>	<b>45.2</b>	<b>84.4</b>	<b>14,620</b>	<b>46.6</b>	<b>84.7</b>	<b>14,169</b>	<b>47.1</b>	<b>83.7</b>	<b>13,365</b>	<b>49.1</b>	<b>86.4</b>	<b>12,571</b>	<b>50.9</b>	<b>88.1</b>

\* In most cases specialties are grouped by the ACGME Review Committees (RCs). Some specialties are under the auspices of multiple RCs. For 2026 appointments, the specialties under the auspices of multiple RCs are:

- Addiction Medicine
- Brain Injury Medicine: Neurology and Physical Medicine & Rehabilitation
- Geriatric Medicine: Family Medicine and Internal Medicine
- Hand Surgery: Orthopaedic Surgery, Surgery, and Plastic Surgery
- Medical Toxicology: Emergency Medicine and Preventive Medicine
- Pediatric Emergency Medicine: Pediatrics and Emergency Medicine
- Sleep Medicine: Internal Medicine, Neurology, Pediatrics, and Psychiatry
- Sports Medicine: Emergency Medicine, Family Medicine, Pediatrics, and Physical Medicine & Rehabilitation
- Urogynecology and Reconstructive Pelvic Surgery: Urology and OB/GYN

\*\* Not accredited by the ACGME

\*\*\* Some specialties have programs within the specialty that are not accredited by the ACGME. For 2026 appointments, those specialties include:

- Complex Family Planning
- Interventional Pulmonology
- Musculoskeletal Radiology
- Pediatric Surgery
- Surgical Oncology

**Table 6B**

**Number of Positions Offered and Percent Filled by Graduates of U.S. DO Medical Schools and All Applicants, 2022 - 2026**

Specialty	2026			2025			2024			2023			2022		
	No. of Pos.	% Filled		No. of Pos.	% Filled		No. of Pos.	% Filled		No. of Pos.	% Filled		No. of Pos.	% Filled	
		U.S.	DO		U.S.	DO		U.S.	DO		U.S.	DO		U.S.	DO
<b>Addiction</b>															
Addiction Medicine*	271	11.8	63.8	234	12.0	66.7	232	9.9	59.5	201	14.4	70.1	--	--	--
Addiction Psychiatry	112	7.1	68.8	104	6.7	58.7	124	6.5	50.8	115	8.7	65.2	--	--	--
<b>Allergy and Immunology</b>															
Allergy and Immunology	177	21.5	98.9	167	15.0	98.8	169	17.2	99.4	156	15.4	98.1	147	17.7	98.0
<b>Anesthesiology</b>															
Pain Medicine	390	27.4	85.4	389	24.4	82.3	393	22.9	84.5	377	26.3	95.0	378	20.6	95.8
Pediatric Anesthesiology	--	--	--	--	--	--	211	11.8	59.2	215	9.8	63.7	226	11.9	73.0
<b>Emergency Medicine</b>															
Clinical Ultrasound**	229	16.6	57.2	252	11.1	56.3	253	13.4	54.5	233	12.4	64.8	218	12.4	71.1
Emergency Medical Services	144	26.4	79.9	129	24.0	76.0	127	22.8	67.7	115	13.9	72.2	111	19.8	73.0
Global Emergency Medicine**	25	12.0	64.0	29	3.4	72.4	35	17.1	65.7	33	9.1	66.7	32	15.6	68.8
Medical Toxicology*	54	18.5	77.8	53	17.0	94.3	53	17.0	92.5	49	14.3	100.0	54	11.1	92.6
<b>Internal Medicine</b>															
Adult Congenital Heart Disease	25	4.0	84.0	30	10.0	73.3	26	3.8	53.8	22	0.0	63.6	22	0.0	59.1
Advanced Heart Failure & Transplant Cardiology	127	9.4	59.8	127	3.9	48.0	129	4.7	56.6	127	5.5	55.9	121	2.5	57.0
Cardiovascular Disease	1,347	12.0	100.0	1,262	11.2	99.8	1,199	11.7	99.7	1,152	12.9	100.0	1,120	11.8	99.8
Clinical Cardiac Electrophysiology	150	8.7	98.0	152	9.2	98.0	145	9.0	96.6	132	12.1	97.7	130	5.4	94.6
Critical Care Medicine	242	22.7	96.3	204	22.1	94.6	187	17.6	95.7	182	20.3	96.7	160	18.8	98.1
Endocrinology, Diabetes, and Metabolism	398	16.3	97.7	386	12.4	98.4	379	11.3	92.3	359	13.6	95.0	348	12.1	98.3
Gastroenterology	759	15.0	99.5	727	15.3	99.6	690	13.2	99.7	657	13.9	99.8	616	13.1	99.7
Geriatric Medicine*	388	6.7	38.9	382	6.5	44.2	419	5.7	41.5	411	8.0	43.1	411	8.0	51.1
Hematology	--	--	--	--	--	--	--	--	--	--	--	--	14	0.0	100.0
Hematology and Oncology	809	10.5	99.5	773	8.2	99.7	755	9.3	99.3	708	8.3	99.7	663	7.2	99.1
Hospice and Palliative Medicine	478	16.3	79.5	465	14.6	79.8	451	15.5	83.1	458	14.8	85.2	430	17.7	85.3
Infectious Disease	447	8.1	60.9	450	12.7	70.2	450	9.1	67.3	441	12.7	74.4	436	11.5	82.1
Interventional Cardiology	307	10.4	76.9	326	8.6	83.4	--	--	--	--	--	--	--	--	--
Interventional Pulmonology***	51	13.7	98.0	44	13.6	97.7	43	11.6	100.0	45	2.2	100.0	47	8.5	93.6
Nephrology	501	10.4	66.5	496	14.9	73.0	488	10.9	65.8	493	11.8	72.8	484	11.6	69.2
Oncology	3	0.0	100.0	2	0.0	100.0	3	33.3	100.0	4	25.0	100.0	8	0.0	100.0
Pulmonary Disease	21	9.5	95.2	22	27.3	95.5	31	9.7	93.5	27	22.2	81.5	25	4.0	92.0
Pulmonary Disease and Critical Care Medicine	844	20.5	98.8	816	16.4	97.3	781	15.0	98.5	748	13.5	97.6	721	17.3	99.6
Rheumatology	302	16.2	99.0	287	14.3	99.0	276	13.8	98.9	271	13.3	97.8	272	14.0	97.8
Sleep Medicine*	222	18.9	93.7	218	20.2	95.0	213	13.6	88.3	201	17.9	88.6	193	14.0	92.7
<b>Laryngology</b>															
Laryngology**	28	3.6	85.7	24	0.0	50.0	28	0.0	89.3	23	4.3	82.6	25	0.0	84.0
<b>Medical Genetics</b>															
Medical Genetics	40	2.5	45.0	43	2.3	51.2	51	7.8	41.2	46	6.5	45.7	52	5.8	44.2
<b>Neurology</b>															
Clinical Neurophysiology	108	12.0	50.0	107	7.5	71.0	110	10.0	70.0	--	--	--	--	--	--
Epilepsy	184	14.1	70.7	172	9.3	72.7	154	11.0	78.6	--	--	--	--	--	--
Headache Medicine**	65	12.3	80.0	62	22.6	87.1	62	12.9	71.0	50	20.0	72.0	--	--	--
Vascular Neurology	236	10.2	82.6	219	14.2	84.0	213	11.3	77.5	209	7.7	84.7	187	9.1	84.5
<b>Obstetrics and Gynecology</b>															
Complex Family Planning***	38	2.6	73.7	35	0.0	94.3	29	3.4	89.7	26	0.0	100.0	25	0.0	100.0
Gynecologic Oncology	88	10.2	98.9	86	5.8	100.0	84	6.0	95.2	78	5.1	100.0	74	0.0	100.0
Maternal-Fetal Medicine	166	9.0	92.8	154	6.5	89.6	137	8.0	100.0	139	7.9	98.6	137	3.6	99.3
Minimally Invasive Gynecologic Surgery**	51	3.9	88.2	47	4.3	100.0	50	4.0	100.0	45	8.9	100.0	41	12.2	97.6
Pediatric and Adolescent Gynecology**	17	0.0	52.9	13	0.0	92.3	16	12.5	93.8	11	9.1	90.9	14	7.1	85.7
Reproductive Endocrinology	59	1.7	98.3	59	6.8	94.9	56	3.6	98.2	48	2.1	100.0	49	2.0	100.0
Urogynecology and Reconstructive Pelvic Surgery*	74	8.1	94.6	70	7.1	100.0	67	4.5	97.0	65	7.7	93.8	65	10.8	93.8
<b>Pathology</b>															
Bone & Soft Tissue Pathology**	13	0.0	76.9	--	--	--	--	--	--	--	--	--	--	--	--
Forensic Pathology	71	19.7	69.0	64	15.6	54.7	70	21.4	64.3	--	--	--	--	--	--
Hematopathology	127	13.4	85.0	--	--	--	--	--	--	--	--	--	--	--	--
Molecular Genetic Pathology	53	0.0	77.4	--	--	--	--	--	--	--	--	--	--	--	--
<b>Pediatrics</b>															
Academic General Pediatrics**	1	0.0	100.0	5	0.0	80.0	5	0.0	60.0	9	11.1	44.4	9	0.0	55.6
Adolescent Medicine	45	4.4	48.9	41	12.2	53.7	34	5.9	79.4	38	7.9	78.9	34	11.8	91.2
Child Abuse	28	10.7	39.3	30	10.0	33.3	21	23.8	52.4	23	17.4	56.5	27	7.4	85.2
Developmental and Behavioral Pediatrics	50	14.0	68.0	49	10.2	61.2	49	6.1	55.1	51	7.8	60.8	48	8.3	54.2
Neonatal-Perinatal Medicine	308	17.5	85.7	317	15.8	87.4	302	19.9	88.7	288	14.6	93.1	283	13.4	97.2
Pediatric Cardiology	194	13.4	98.5	187	7.5	92.0	179	9.5	95.0	171	9.9	96.5	168	11.3	96.4
Pediatric Critical Care Medicine	220	20.0	86.4	225	15.1	98.7	224	16.5	92.4	214	12.1	95.3	208	11.5	100.0
Pediatric Emergency Medicine*	251	18.3	89.2	239	17.6	84.1	227	17.2	85.9	219	18.3	98.2	214	15.9	100.0
Pediatric Endocrinology	106	3.8	48.1	104	7.7	59.6	100	11.0	60.0	109	8.3	60.6	110	10.9	59.1
Pediatric Gastroenterology	124	14.5	96.0	122	13.1	81.1	125	8.0	75.2	113	18.6	99.1	115	13.9	93.0
Pediatric Hematology/Oncology	194	12.9	78.4	194	11.3	78.4	184	8.7	71.7	183	12.6	85.2	176	14.2	85.8
Pediatric Hospital Medicine	143	12.6	86.7	130	16.2	92.3	124	15.3	97.6	104	18.3	95.2	96	18.8	100.0
Pediatric Infectious Diseases	86	3.5	51.2	89	6.7	48.3	77	1.3	48.1	81	2.5	49.4	84	4.8	52.4
Pediatric Nephrology	73	2.7	38.4	78	3.8	37.2	73	8.2	53.4	67	7.5	53.7	60	10.0	55.0
Pediatric Pulmonology	87	12.6	63.2	95	6.3	48.4	86	7.0	59.3	86	9.3	67.4	83	7.2	73.5
Pediatric Rheumatology	44	6.8	54.5	55	14.5	49.1	52	11.5	61.5	43	2.3	62.8	39	2.6	69.2
Pediatric Transplant Hepatology	15	26.7	53.3	15	13.3	93.3	16	0.0	81.3	15	6.7	80.0	15	0.0	66.7

**Table 6B**

**Number of Positions Offered and Percent Filled by Graduates of U.S. DO Medical Schools and All Applicants, 2022 - 2026**

Specialty	2026			2025			2024			2023			2022		
	No. of Pos.	% Filled U.S.	% Filled DO Tot	No. of Pos.	% Filled U.S.	% Filled DO Tot	No. of Pos.	% Filled U.S.	% Filled DO Tot	No. of Pos.	% Filled U.S.	% Filled DO Tot	No. of Pos.	% Filled U.S.	% Filled DO Tot
<b>Physical Medicine and Rehabilitation</b>															
Brain Injury Medicine*	30	16.7	63.3	35	5.7	71.4	31	38.7	83.9	29	17.2	62.1	27	22.2	81.5
Cancer Rehabilitation**	14	21.4	50.0	12	0.0	66.7	12	0.0	50.0	--	--	--	--	--	--
Pediatric Rehabilitation Medicine	29	0.0	48.3	28	17.9	46.4	27	22.2	44.4	26	15.4	50.0	28	10.7	85.7
Spinal Cord Injury Medicine	33	24.2	66.7	34	2.9	38.2	32	9.4	56.3	31	12.9	64.5	31	19.4	54.8
<b>Psychiatry</b>															
Child and Adolescent Psychiatry	399	18.8	86.0	379	12.7	83.9	377	15.4	80.6	404	13.4	82.4	380	13.2	76.3
Consultation-Liaison Psychiatry	133	11.3	65.4	133	11.3	71.4	132	4.5	74.2	126	6.3	65.1	126	8.7	65.9
Forensic Psychiatry	125	18.4	70.4	--	--	--	--	--	--	--	--	--	--	--	--
<b>Radiology</b>															
Breast Imaging**	221	10.9	81.9	204	9.3	79.4	194	14.4	85.6	183	8.7	82.0	169	11.8	78.1
Emergency Radiology**	16	0.0	25.0	27	3.7	29.6	27	7.4	25.9	28	3.6	28.6	24	0.0	4.2
Interventional Radiology	146	9.6	64.4	159	9.4	58.5	167	12.6	82.6	182	10.4	68.7	166	7.8	92.8
Musculoskeletal Radiology***	218	11.5	72.5	214	15.4	72.9	218	13.8	71.6	207	14.5	79.2	218	11.9	71.6
Neuroradiology	327	12.2	86.9	316	13.6	90.8	294	10.9	79.9	305	12.1	85.6	292	8.2	82.5
<b>Sports Medicine</b>															
Sports Medicine*	412	35.2	97.8	392	40.6	99.0	380	36.6	97.6	363	42.7	97.0	353	36.0	98.3
<b>Surgery</b>															
Colon and Rectal Surgery	121	8.3	100.0	117	12.8	100.0	114	8.8	100.0	110	11.8	99.1	109	5.5	98.2
Hand Surgery*	201	6.5	89.6	204	10.3	85.3	197	7.6	95.4	193	4.7	97.9	187	4.8	96.8
Pediatric Surgery***	47	2.1	100.0	49	2.0	100.0	44	2.3	100.0	49	2.0	100.0	43	0.0	100.0
Surgical Critical Care	365	9.3	83.8	358	12.8	83.0	355	12.4	76.6	340	11.2	79.4	315	16.2	87.0
Surgical Oncology***	77	7.8	100.0	76	3.9	100.0	74	4.1	98.6	74	1.4	95.9	69	1.4	95.7
Thoracic Surgery	97	3.1	100.0	92	4.3	100.0	96	6.3	99.0	93	5.4	98.9	91	7.7	100.0
Vascular Surgery	137	15.3	99.3	135	11.9	92.6	131	13.0	97.7	136	10.3	100.0	118	18.6	100.0
<b>TOTAL</b>	<b>15,358</b>	<b>14.0</b>	<b>84.4</b>	<b>14,620</b>	<b>13.2</b>	<b>84.7</b>	<b>14,169</b>	<b>12.8</b>	<b>83.7</b>	<b>13,365</b>	<b>13.0</b>	<b>86.4</b>	<b>12,571</b>	<b>12.6</b>	<b>88.1</b>

\* In most cases specialties are grouped by the ACGME Review Committees (RCs). Some specialties are under the auspices of multiple RCs. For 2026 appointments, the specialties under the auspices of multiple RCs are:

- Addiction Medicine
- Brain Injury Medicine: Neurology and Physical Medicine & Rehabilitation
- Geriatric Medicine: Family Medicine and Internal Medicine
- Hand Surgery: Orthopaedic Surgery, Surgery, and Plastic Surgery
- Medical Toxicology: Emergency Medicine and Preventive Medicine
- Pediatric Emergency Medicine: Pediatrics and Emergency Medicine
- Sleep Medicine: Internal Medicine, Neurology, Pediatrics, and Psychiatry
- Sports Medicine: Emergency Medicine, Family Medicine, Pediatrics, and Physical Medicine & Rehabilitation
- Urogynecology and Reconstructive Pelvic Surgery: Urology and OB/GYN

\*\* Not accredited by the ACGME

\*\*\* Some specialties have programs within the specialty that are not accredited by the ACGME. For 2026 appointments, those specialties include:

- Complex Family Planning
- Interventional Pulmonology
- Musculoskeletal Radiology
- Pediatric Surgery
- Surgical Oncology

**Table 6C**

**Number of Positions Offered and Percent Filled by U.S. IMGs and All Applicants, 2022 - 2026**

Specialty	2026			2025			2024			2023			2022		
	No. of Pos.	% Filled		No. of Pos.	% Filled		No. of Pos.	% Filled		No. of Pos.	% Filled		No. of Pos.	% Filled	
		U.S. IMGs	Tot		U.S. IMGs	Tot		U.S. IMGs	Tot		U.S. IMGs	Tot		U.S. IMGs	Tot
<b>Addiction</b>															
Addiction Medicine*	271	9.6	63.8	234	12.8	66.7	232	8.6	59.5	201	14.9	70.1	--	--	--
Addiction Psychiatry	112	8.0	68.8	104	5.8	58.7	124	11.3	50.8	115	16.5	65.2	--	--	--
<b>Allergy and Immunology</b>															
Allergy and Immunology	177	5.6	98.9	167	2.4	98.8	169	4.7	99.4	156	5.8	98.1	147	5.4	98.0
<b>Anesthesiology</b>															
Pain Medicine	390	7.7	85.4	389	8.0	82.3	393	7.4	84.5	377	7.2	95.0	378	7.4	95.8
Pediatric Anesthesiology	--	--	--	--	--	--	211	4.3	59.2	215	2.3	63.7	226	5.3	73.0
<b>Emergency Medicine</b>															
Clinical Ultrasound**	229	4.8	57.2	252	4.0	56.3	253	3.2	54.5	233	4.3	64.8	218	6.0	71.1
Emergency Medical Services	144	9.0	79.9	129	7.0	76.0	127	4.7	67.7	115	7.8	72.2	111	5.4	73.0
Global Emergency Medicine**	25	0.0	64.0	29	0.0	72.4	35	0.0	65.7	33	0.0	66.7	32	0.0	68.8
Medical Toxicology*	54	1.9	77.8	53	1.9	94.3	53	1.9	92.5	49	10.2	100.0	54	1.9	92.6
<b>Internal Medicine</b>															
Adult Congenital Heart Disease	25	4.0	84.0	30	10.0	73.3	26	0.0	53.8	22	4.5	63.6	22	4.5	59.1
Advanced Heart Failure & Transplant Cardiology	127	5.5	59.8	127	4.7	48.0	129	4.7	56.6	127	4.7	55.9	121	9.1	57.0
Cardiovascular Disease	1,347	10.8	100.0	1,262	9.4	99.8	1,199	10.3	99.7	1,152	9.6	100.0	1,120	9.9	99.8
Clinical Cardiac Electrophysiology	150	10.7	98.0	152	18.4	98.0	145	11.7	96.6	132	8.3	97.7	130	11.5	94.6
Critical Care Medicine	242	21.1	96.3	204	21.6	94.6	187	21.4	95.7	182	22.0	96.7	160	17.5	98.1
Endocrinology, Diabetes, and Metabolism	398	19.1	97.7	386	18.4	98.4	379	17.4	92.3	359	13.6	95.0	348	14.9	98.3
Gastroenterology	759	7.6	99.5	727	8.1	99.6	690	10.4	99.7	657	9.0	99.8	616	8.9	99.7
Geriatric Medicine*	388	8.2	38.9	382	9.4	44.2	419	7.6	41.5	411	7.3	43.1	411	10.9	51.1
Hematology	--	--	--	--	--	--	--	--	--	--	--	--	14	14.3	100.0
Hematology and Oncology	809	7.5	99.5	773	9.3	99.7	755	8.6	99.3	708	9.9	99.7	663	10.3	99.1
Hospice and Palliative Medicine	478	10.0	79.5	465	10.5	79.8	451	8.9	83.1	458	9.6	85.2	430	9.8	85.3
Infectious Disease	447	7.6	60.9	450	12.9	70.2	450	7.3	67.3	441	9.5	74.4	436	11.2	82.1
Interventional Cardiology	307	15.6	76.9	326	15.3	83.4	--	--	--	--	--	--	--	--	--
Interventional Pulmonology***	51	17.6	98.0	44	20.5	97.7	43	23.3	100.0	45	15.6	100.0	47	21.3	93.6
Nephrology	501	12.2	66.5	496	13.7	73.0	488	14.1	65.8	493	15.6	72.8	484	13.0	69.2
Oncology	3	33.3	100.0	2	0.0	100.0	3	33.3	100.0	4	0.0	100.0	8	37.5	100.0
Pulmonary Disease	21	38.1	95.2	22	22.7	95.5	31	45.2	93.5	27	25.9	81.5	25	48.0	92.0
Pulmonary Disease and Critical Care Medicine	844	14.0	98.8	816	16.3	97.3	781	15.7	98.5	748	15.2	97.6	721	14.0	99.6
Rheumatology	302	13.2	99.0	287	13.2	99.0	276	11.6	98.9	271	14.8	97.8	272	16.2	97.8
Sleep Medicine*	222	17.6	93.7	218	14.2	95.0	213	17.4	88.3	201	16.9	88.6	193	19.2	92.7
<b>Laryngology</b>															
Laryngology**	28	0.0	85.7	24	0.0	50.0	28	3.6	89.3	23	4.3	82.6	25	0.0	84.0
<b>Medical Genetics</b>															
Medical Genetics	40	7.5	45.0	43	4.7	51.2	51	3.9	41.2	46	6.5	45.7	52	3.8	44.2
<b>Neurology</b>															
Clinical Neurophysiology	108	3.7	50.0	107	7.5	71.0	110	8.2	70.0	--	--	--	--	--	--
Epilepsy	184	3.3	70.7	172	6.4	72.7	154	13.0	78.6	--	--	--	--	--	--
Headache Medicine**	65	10.8	80.0	62	4.8	87.1	62	4.8	71.0	50	2.0	72.0	--	--	--
Vascular Neurology	236	10.6	82.6	219	8.2	84.0	213	9.9	77.5	209	10.5	84.7	187	11.8	84.5
<b>Obstetrics and Gynecology</b>															
Complex Family Planning***	38	7.9	73.7	35	0.0	94.3	29	0.0	89.7	26	3.8	100.0	25	0.0	100.0
Gynecologic Oncology	88	4.5	98.9	86	3.5	100.0	84	1.2	95.2	78	1.3	100.0	74	4.1	100.0
Maternal-Fetal Medicine	166	4.2	92.8	154	6.5	89.6	137	3.6	100.0	139	5.0	98.6	137	3.6	99.3
Minimally Invasive Gynecologic Surgery**	51	2.0	88.2	47	2.1	100.0	50	4.0	100.0	45	0.0	100.0	41	2.4	97.6
Pediatric and Adolescent Gynecology**	17	0.0	52.9	13	0.0	92.3	16	6.3	93.8	11	0.0	90.9	14	7.1	85.7
Reproductive Endocrinology	59	0.0	98.3	59	3.4	94.9	56	7.1	98.2	48	2.1	100.0	49	4.1	100.0
Urogynecology and Reconstructive Pelvic Surgery*	74	0.0	94.6	70	2.9	100.0	67	3.0	97.0	65	1.5	93.8	65	0.0	93.8
<b>Pathology</b>															
Bone & Soft Tissue Pathology**	13	7.7	76.9	--	--	--	--	--	--	--	--	--	--	--	--
Forensic Pathology	71	4.2	69.0	64	6.3	54.7	70	11.4	64.3	--	--	--	--	--	--
Hematopathology	127	12.6	85.0	--	--	--	--	--	--	--	--	--	--	--	--
Molecular Genetic Pathology	53	15.1	77.4	--	--	--	--	--	--	--	--	--	--	--	--
<b>Pediatrics</b>															
Academic General Pediatrics**	1	0.0	100.0	5	20.0	80.0	5	0.0	60.0	9	0.0	44.4	9	0.0	55.6
Adolescent Medicine	45	2.2	48.9	41	7.3	53.7	34	8.8	79.4	38	0.0	78.9	34	2.9	91.2
Child Abuse	28	7.1	39.3	30	3.3	33.3	21	4.8	52.4	23	0.0	56.5	27	3.7	85.2
Developmental and Behavioral Pediatrics	50	14.0	68.0	49	6.1	61.2	49	6.1	55.1	51	9.8	60.8	48	12.5	54.2
Neonatal-Perinatal Medicine	308	10.1	85.7	317	9.8	87.4	302	9.3	88.7	288	11.1	93.1	283	9.9	97.2
Pediatric Cardiology	194	6.7	98.5	187	2.7	92.0	179	7.8	95.0	171	7.0	96.5	168	8.3	96.4
Pediatric Critical Care Medicine	220	7.3	86.4	225	7.1	98.7	224	4.9	92.4	214	10.3	95.3	208	8.2	100.0
Pediatric Emergency Medicine*	251	9.6	89.2	239	10.0	84.1	227	9.3	85.9	219	9.6	98.2	214	10.7	100.0
Pediatric Endocrinology	106	5.7	48.1	104	4.8	59.6	100	6.0	60.0	109	8.3	60.6	110	2.7	59.1
Pediatric Gastroenterology	124	11.3	96.0	122	12.3	81.1	125	8.8	75.2	113	9.7	99.1	115	7.8	93.0
Pediatric Hematology/Oncology	194	5.7	78.4	194	4.1	78.4	184	4.3	71.7	183	4.9	85.2	176	6.8	85.8
Pediatric Hospital Medicine	143	2.8	86.7	130	3.1	92.3	124	8.9	97.6	104	6.7	95.2	96	1.0	100.0
Pediatric Infectious Diseases	86	4.7	51.2	89	0.0	48.3	77	3.9	48.1	81	0.0	49.4	84	13.1	52.4
Pediatric Nephrology	73	2.7	38.4	78	1.3	37.2	73	4.1	53.4	67	1.5	53.7	60	5.0	55.0
Pediatric Pulmonology	87	3.4	63.2	95	5.3	48.4	86	3.5	59.3	86	7.0	67.4	83	2.4	73.5
Pediatric Rheumatology	44	2.3	54.5	55	1.8	49.1	52	0.0	61.5	43	0.0	62.8	39	10.3	69.2
Pediatric Transplant Hepatology	15	6.7	53.3	15	6.7	93.3	16	6.3	81.3	15	0.0	80.0	15	6.7	66.7

**Table 6C**

**Number of Positions Offered and Percent Filled by U.S. IMGs and All Applicants, 2022 - 2026**

Specialty	2026			2025			2024			2023			2022		
	No. of Pos.	% Filled		No. of Pos.	% Filled		No. of Pos.	% Filled		No. of Pos.	% Filled		No. of Pos.	% Filled	
		U.S. IMGs	Tot		U.S. IMGs	Tot		U.S. IMGs	Tot		U.S. IMGs	Tot		U.S. IMGs	Tot
<b>Physical Medicine and Rehabilitation</b>															
Brain Injury Medicine*	30	0.0	63.3	35	5.7	71.4	31	0.0	83.9	29	0.0	62.1	27	7.4	81.5
Cancer Rehabilitation**	14	7.1	50.0	12	16.7	66.7	12	0.0	50.0	--	--	--	--	--	--
Pediatric Rehabilitation Medicine	29	0.0	48.3	28	0.0	46.4	27	3.7	44.4	26	0.0	50.0	28	3.6	85.7
Spinal Cord Injury Medicine	33	0.0	66.7	34	2.9	38.2	32	3.1	56.3	31	0.0	64.5	31	3.2	54.8
<b>Psychiatry</b>															
Child and Adolescent Psychiatry	399	9.3	86.0	379	11.9	83.9	377	10.1	80.6	404	10.6	82.4	380	8.4	76.3
Consultation-Liaison Psychiatry	133	3.8	65.4	133	4.5	71.4	132	13.6	74.2	126	8.7	65.1	126	5.6	65.9
Forensic Psychiatry	125	3.2	70.4	--	--	--	--	--	--	--	--	--	--	--	--
<b>Radiology</b>															
Breast Imaging**	221	4.5	81.9	204	2.9	79.4	194	3.1	85.6	183	3.8	82.0	169	2.4	78.1
Emergency Radiology**	16	0.0	25.0	27	7.4	29.6	27	0.0	25.9	28	3.6	28.6	24	0.0	4.2
Interventional Radiology	146	6.8	64.4	159	9.4	58.5	167	3.0	82.6	182	9.3	68.7	166	12.0	92.8
Musculoskeletal Radiology***	218	3.7	72.5	214	4.2	72.9	218	1.4	71.6	207	3.4	79.2	218	6.0	71.6
Neuroradiology	327	5.2	86.9	316	4.7	90.8	294	7.8	79.9	305	4.9	85.6	292	7.2	82.5
<b>Sports Medicine</b>															
Sports Medicine*	412	8.7	97.8	392	9.4	99.0	380	10.3	97.6	363	10.2	97.0	353	11.3	98.3
<b>Surgery</b>															
Colon and Rectal Surgery	121	5.8	100.0	117	4.3	100.0	114	3.5	100.0	110	3.6	99.1	109	3.7	98.2
Hand Surgery*	201	2.0	89.6	204	1.5	85.3	197	2.0	95.4	193	1.6	97.9	187	3.2	96.8
Pediatric Surgery***	47	2.1	100.0	49	4.1	100.0	44	6.8	100.0	49	2.0	100.0	43	0.0	100.0
Surgical Critical Care	365	7.4	83.8	358	6.1	83.0	355	3.9	76.6	340	6.2	79.4	315	5.4	87.0
Surgical Oncology***	77	5.2	100.0	76	1.3	100.0	74	4.1	98.6	74	8.1	95.9	69	4.3	95.7
Thoracic Surgery	97	10.3	100.0	92	3.3	100.0	96	5.2	99.0	93	2.2	98.9	91	11.0	100.0
Vascular Surgery	137	10.9	99.3	135	12.6	92.6	131	9.9	97.7	136	11.0	100.0	118	5.9	100.0
<b>TOTAL</b>	<b>15,358</b>	<b>9.0</b>	<b>84.4</b>	<b>14,620</b>	<b>9.2</b>	<b>84.7</b>	<b>14,169</b>	<b>8.9</b>	<b>83.7</b>	<b>13,365</b>	<b>9.1</b>	<b>86.4</b>	<b>12,571</b>	<b>9.4</b>	<b>88.1</b>

\* In most cases specialties are grouped by the ACGME Review Committees (RCs). Some specialties are under the auspices of multiple RCs. For 2026 appointments, the specialties under the auspices of multiple RCs are:

- Addiction Medicine
- Brain Injury Medicine: Neurology and Physical Medicine & Rehabilitation
- Geriatric Medicine: Family Medicine and Internal Medicine
- Hand Surgery: Orthopaedic Surgery, Surgery, and Plastic Surgery
- Medical Toxicology: Emergency Medicine and Preventive Medicine
- Pediatric Emergency Medicine: Pediatrics and Emergency Medicine
- Sleep Medicine: Internal Medicine, Neurology, Pediatrics, and Psychiatry
- Sports Medicine: Emergency Medicine, Family Medicine, Pediatrics, and Physical Medicine & Rehabilitation
- Urogynecology and Reconstructive Pelvic Surgery: Urology and OB/GYN

\*\* Not accredited by the ACGME

\*\*\* Some specialties have programs within the specialty that are not accredited by the ACGME. For 2026 appointments, those specialties include:

- Complex Family Planning
- Interventional Pulmonology
- Musculoskeletal Radiology
- Pediatric Surgery
- Surgical Oncology

**Table 6D**

**Number of Positions Offered and Percent Filled by Non-U.S. IMGs and All Applicants, 2022 - 2026**

Specialty	2026			2025			2024			2023			2022		
	No. of Pos.	% Filled		No. of Pos.	% Filled		No. of Pos.	% Filled		No. of Pos.	% Filled		No. of Pos.	% Filled	
		Non-U.S. IMGs	Tot		Non-U.S. IMGs	Tot		Non-U.S. IMGs	Tot		Non-U.S. IMGs	Tot		Non-U.S. IMGs	Tot
<b>Addiction</b>															
Addiction Medicine*	271	4.8	63.8	234	4.7	66.7	232	4.3	59.5	201	5.5	70.1	--	--	--
Addiction Psychiatry	112	5.4	68.8	104	7.7	58.7	124	6.5	50.8	115	5.2	65.2	--	--	--
<b>Allergy and Immunology</b>															
Allergy and Immunology	177	9.0	98.9	167	9.6	98.8	169	10.7	99.4	156	8.3	98.1	147	6.1	98.0
<b>Anesthesiology</b>															
Pain Medicine	390	5.6	85.4	389	4.1	82.3	393	5.9	84.5	377	6.4	95.0	378	6.3	95.8
Pediatric Anesthesiology	--	--	--	--	--	--	211	3.3	59.2	215	3.7	63.7	226	4.0	73.0
<b>Emergency Medicine</b>															
Clinical Ultrasound**	229	1.7	57.2	252	0.4	56.3	253	0.4	54.5	233	0.9	64.8	218	0.9	71.1
Emergency Medical Services	144	0.7	79.9	129	2.3	76.0	127	0.8	67.7	115	1.7	72.2	111	0.0	73.0
Global Emergency Medicine**	25	0.0	64.0	29	3.4	72.4	35	2.9	65.7	33	0.0	66.7	32	0.0	68.8
Medical Toxicology*	54	3.7	77.8	53	0.0	94.3	53	1.9	92.5	49	0.0	100.0	54	5.6	92.6
<b>Internal Medicine</b>															
Adult Congenital Heart Disease	25	12.0	84.0	30	10.0	73.3	26	7.7	53.8	22	13.6	63.6	22	0.0	59.1
Advanced Heart Failure & Transplant Cardiology	127	15.7	59.8	127	13.4	48.0	129	14.7	56.6	127	13.4	55.9	121	16.5	57.0
Cardiovascular Disease	1,347	26.4	100.0	1,262	25.8	99.8	1,199	25.9	99.7	1,152	28.8	100.0	1,120	27.4	99.8
Clinical Cardiac Electrophysiology	150	38.0	98.0	152	32.2	98.0	145	25.5	96.6	132	27.3	97.7	130	31.5	94.6
Critical Care Medicine	242	28.1	96.3	204	17.2	94.6	187	24.1	95.7	182	24.2	96.7	160	19.4	98.1
Endocrinology, Diabetes, and Metabolism	398	35.9	97.7	386	38.1	98.4	379	34.8	92.3	359	38.7	95.0	348	39.7	98.3
Gastroenterology	759	21.3	99.5	727	20.6	99.6	690	19.0	99.7	657	17.7	99.8	616	17.4	99.7
Geriatric Medicine*	388	8.2	38.9	382	7.9	44.2	419	11.2	41.5	411	10.0	43.1	411	11.7	51.1
Hematology	--	--	--	--	--	--	--	--	--	--	--	--	14	0.0	100.0
Hematology and Oncology	809	28.7	99.5	773	26.8	99.7	755	26.4	99.3	708	26.0	99.7	663	28.5	99.1
Hospice and Palliative Medicine	478	6.1	79.5	465	7.1	79.8	451	5.8	83.1	458	7.9	85.2	430	8.1	85.3
Infectious Disease	447	17.4	60.9	450	14.4	70.2	450	14.2	67.3	441	17.7	74.4	436	21.6	82.1
Interventional Cardiology	307	30.0	76.9	326	28.5	83.4	--	--	--	--	--	--	--	--	--
Interventional Pulmonology***	51	31.4	98.0	44	29.5	97.7	43	32.6	100.0	45	26.7	100.0	47	25.5	93.6
Nephrology	501	26.5	66.5	496	26.4	73.0	488	24.0	65.8	493	24.5	72.8	484	24.8	69.2
Oncology	3	66.7	100.0	2	50.0	100.0	3	33.3	100.0	4	75.0	100.0	8	25.0	100.0
Pulmonary Disease	21	38.1	95.2	22	45.5	95.5	31	25.8	93.5	27	29.6	81.5	25	24.0	92.0
Pulmonary Disease and Critical Care Medicine	844	22.3	98.8	816	24.3	97.3	781	22.9	98.5	748	24.2	97.6	721	19.4	99.6
Rheumatology	302	35.1	99.0	287	33.8	99.0	276	31.2	98.9	271	24.4	97.8	272	26.5	97.8
Sleep Medicine*	222	21.2	93.7	218	21.1	95.0	213	20.2	88.3	201	19.9	88.6	193	19.2	92.7
<b>Laryngology</b>															
Laryngology**	28	0.0	85.7	24	8.3	50.0	28	3.6	89.3	23	4.3	82.6	25	4.0	84.0
<b>Medical Genetics</b>															
Medical Genetics	40	10.0	45.0	43	27.9	51.2	51	13.7	41.2	46	17.4	45.7	52	23.1	44.2
<b>Neurology</b>															
Clinical Neurophysiology	108	7.4	50.0	107	18.7	71.0	110	17.3	70.0	--	--	--	--	--	--
Epilepsy	184	20.7	70.7	172	18.0	72.7	154	18.2	78.6	--	--	--	--	--	--
Headache Medicine**	65	4.6	80.0	62	9.7	87.1	62	9.7	71.0	50	4.0	72.0	--	--	--
Vascular Neurology	236	20.8	82.6	219	21.9	84.0	213	23.9	77.5	209	22.0	84.7	187	19.8	84.5
<b>Obstetrics and Gynecology</b>															
Complex Family Planning***	38	0.0	73.7	35	0.0	94.3	29	0.0	89.7	26	0.0	100.0	25	0.0	100.0
Gynecologic Oncology	88	2.3	98.9	86	3.5	100.0	84	2.4	95.2	78	1.3	100.0	74	1.4	100.0
Maternal-Fetal Medicine	166	6.0	92.8	154	2.6	89.6	137	2.9	100.0	139	2.9	98.6	137	4.4	99.3
Minimally Invasive Gynecologic Surgery**	51	7.8	88.2	47	4.3	100.0	50	2.0	100.0	45	4.4	100.0	41	2.4	97.6
Pediatric and Adolescent Gynecology**	17	5.9	52.9	13	0.0	92.3	16	6.3	93.8	11	0.0	90.9	14	14.3	85.7
Reproductive Endocrinology	59	1.7	98.3	59	0.0	94.9	56	3.6	98.2	48	8.3	100.0	49	4.1	100.0
Urogynecology and Reconstructive Pelvic Surgery*	74	1.4	94.6	70	1.4	100.0	67	6.0	97.0	65	1.5	93.8	65	3.1	93.8
<b>Pathology</b>															
Bone & Soft Tissue Pathology**	13	30.8	76.9	--	--	--	--	--	--	--	--	--	--	--	--
Forensic Pathology	71	8.5	69.0	64	4.7	54.7	70	7.1	64.3	--	--	--	--	--	--
Hematopathology	127	31.5	85.0	--	--	--	--	--	--	--	--	--	--	--	--
Molecular Genetic Pathology	53	30.2	77.4	--	--	--	--	--	--	--	--	--	--	--	--
<b>Pediatrics</b>															
Academic General Pediatrics**	1	0.0	100.0	5	0.0	80.0	5	20.0	60.0	9	0.0	44.4	9	0.0	55.6
Adolescent Medicine	45	6.7	48.9	41	0.0	53.7	34	2.9	79.4	38	13.2	78.9	34	0.0	91.2
Child Abuse	28	0.0	39.3	30	0.0	33.3	21	0.0	52.4	23	4.3	56.5	27	3.7	85.2
Developmental and Behavioral Pediatrics	50	2.0	68.0	49	6.1	61.2	49	10.2	55.1	51	9.8	60.8	48	4.2	54.2
Neonatal-Perinatal Medicine	308	16.2	85.7	317	12.3	87.4	302	17.5	88.7	288	17.4	93.1	283	15.5	97.2
Pediatric Cardiology	194	21.1	98.5	187	20.9	92.0	179	14.5	95.0	171	18.1	96.5	168	15.5	96.4
Pediatric Critical Care Medicine	220	12.7	86.4	225	8.9	98.7	224	10.3	92.4	214	9.8	95.3	208	11.1	100.0
Pediatric Emergency Medicine*	251	8.8	89.2	239	5.9	84.1	227	6.6	85.9	219	6.4	98.2	214	6.5	100.0
Pediatric Endocrinology	106	7.5	48.1	104	15.4	59.6	100	14.0	60.0	109	13.8	60.6	110	15.5	59.1
Pediatric Gastroenterology	124	16.9	96.0	122	16.4	81.1	125	17.6	75.2	113	19.5	99.1	115	17.4	93.0
Pediatric Hematology/Oncology	194	10.8	78.4	194	13.4	78.4	184	13.6	71.7	183	13.7	85.2	176	14.8	85.8
Pediatric Hospital Medicine	143	1.4	86.7	130	5.4	92.3	124	4.8	97.6	104	1.0	95.2	96	4.2	100.0
Pediatric Infectious Diseases	86	14.0	51.2	89	7.9	48.3	77	11.7	48.1	81	11.1	49.4	84	14.3	52.4
Pediatric Nephrology	73	2.7	38.4	78	9.0	37.2	73	6.8	53.4	67	9.0	53.7	60	8.3	55.0
Pediatric Pulmonology	87	9.2	63.2	95	12.6	48.4	86	14.0	59.3	86	12.8	67.4	83	22.9	73.5
Pediatric Rheumatology	44	15.9	54.5	55	9.1	49.1	52	5.8	61.5	43	18.6	62.8	39	2.6	69.2
Pediatric Transplant Hepatology	15	6.7	53.3	15	26.7	93.3	16	12.5	81.3	15	26.7	80.0	15	6.7	66.7

**Table 6D**

**Number of Positions Offered and Percent Filled by Non-U.S. IMGs and All Applicants, 2022 - 2026**

Specialty	2026			2025			2024			2023			2022		
	No. of Pos.	% Filled		No. of Pos.	% Filled		No. of Pos.	% Filled		No. of Pos.	% Filled		No. of Pos.	% Filled	
		Non-U.S. IMGs	Tot		Non-U.S. IMGs	Tot		Non-U.S. IMGs	Tot		Non-U.S. IMGs	Tot		Non-U.S. IMGs	Tot
<b>Physical Medicine and Rehabilitation</b>															
Brain Injury Medicine*	30	0.0	63.3	35	5.7	71.4	31	0.0	83.9	29	3.4	62.1	27	3.7	81.5
Cancer Rehabilitation**	14	0.0	50.0	12	0.0	66.7	12	0.0	50.0	--	--	--	--	--	--
Pediatric Rehabilitation Medicine	29	0.0	48.3	28	3.6	46.4	27	0.0	44.4	26	0.0	50.0	28	3.6	85.7
Spinal Cord Injury Medicine	33	9.1	66.7	34	11.8	38.2	32	9.4	56.3	31	0.0	64.5	31	0.0	54.8
<b>Psychiatry</b>															
Child and Adolescent Psychiatry	399	5.5	86.0	379	5.3	83.9	377	6.9	80.6	404	5.9	82.4	380	8.4	76.3
Consultation-Liaison Psychiatry	133	6.0	65.4	133	5.3	71.4	132	8.3	74.2	126	7.1	65.1	126	11.1	65.9
Forensic Psychiatry	125	2.4	70.4	--	--	--	--	--	--	--	--	--	--	--	--
<b>Radiology</b>															
Breast Imaging**	221	6.8	81.9	204	2.9	79.4	194	7.7	85.6	183	3.8	82.0	169	6.5	78.1
Emergency Radiology**	16	12.5	25.0	27	7.4	29.6	27	3.7	25.9	28	7.1	28.6	24	0.0	4.2
Interventional Radiology	146	11.0	64.4	159	9.4	58.5	167	16.2	82.6	182	4.9	68.7	166	7.8	92.8
Musculoskeletal Radiology***	218	5.0	72.5	214	6.5	72.9	218	1.8	71.6	207	5.3	79.2	218	5.5	71.6
Neuroradiology	327	10.7	86.9	316	12.3	90.8	294	8.2	79.9	305	9.2	85.6	292	9.6	82.5
<b>Sports Medicine</b>															
Sports Medicine*	412	4.9	97.8	392	4.3	99.0	380	3.7	97.6	363	3.6	97.0	353	2.5	98.3
<b>Surgery</b>															
Colon and Rectal Surgery	121	7.4	100.0	117	10.3	100.0	114	6.1	100.0	110	10.0	99.1	109	6.4	98.2
Hand Surgery*	201	1.5	89.6	204	1.0	85.3	197	2.0	95.4	193	0.5	97.9	187	0.5	96.8
Pediatric Surgery***	47	2.1	100.0	49	2.0	100.0	44	6.8	100.0	49	2.0	100.0	43	2.3	100.0
Surgical Critical Care	365	6.3	83.8	358	4.5	83.0	355	3.4	76.6	340	3.8	79.4	315	3.8	87.0
Surgical Oncology***	77	9.1	100.0	76	10.5	100.0	74	8.1	98.6	74	14.9	95.9	69	13.0	95.7
Thoracic Surgery	97	8.2	100.0	92	16.3	100.0	96	12.5	99.0	93	22.6	98.9	91	9.9	100.0
Vascular Surgery	137	11.7	99.3	135	9.6	92.6	131	6.9	97.7	136	7.4	100.0	118	8.5	100.0
<b>TOTAL</b>	<b>15,358</b>	<b>16.0</b>	<b>84.4</b>	<b>14,620</b>	<b>15.4</b>	<b>84.7</b>	<b>14,169</b>	<b>14.6</b>	<b>83.7</b>	<b>13,365</b>	<b>14.9</b>	<b>86.4</b>	<b>12,571</b>	<b>15.1</b>	<b>88.1</b>

\* In most cases specialties are grouped by the ACGME Review Committees (RCs). Some specialties are under the auspices of multiple RCs. For 2026 appointments, the specialties under the auspices of multiple RCs are:

- Addiction Medicine
- Brain Injury Medicine: Neurology and Physical Medicine & Rehabilitation
- Geriatric Medicine: Family Medicine and Internal Medicine
- Hand Surgery: Orthopaedic Surgery, Surgery, and Plastic Surgery
- Medical Toxicology: Emergency Medicine and Preventive Medicine
- Pediatric Emergency Medicine: Pediatrics and Emergency Medicine
- Sleep Medicine: Internal Medicine, Neurology, Pediatrics, and Psychiatry
- Sports Medicine: Emergency Medicine, Family Medicine, Pediatrics, and Physical Medicine & Rehabilitation
- Urogynecology and Reconstructive Pelvic Surgery: Urology and OB/GYN

\*\* Not accredited by the ACGME

\*\*\* Some specialties have programs within the specialty that are not accredited by the ACGME. For 2026 appointments, those specialties include:

- Complex Family Planning
- Interventional Pulmonology
- Musculoskeletal Radiology
- Pediatric Surgery
- Surgical Oncology

# Fellowship Match Trends by Specialty and Appointment Year

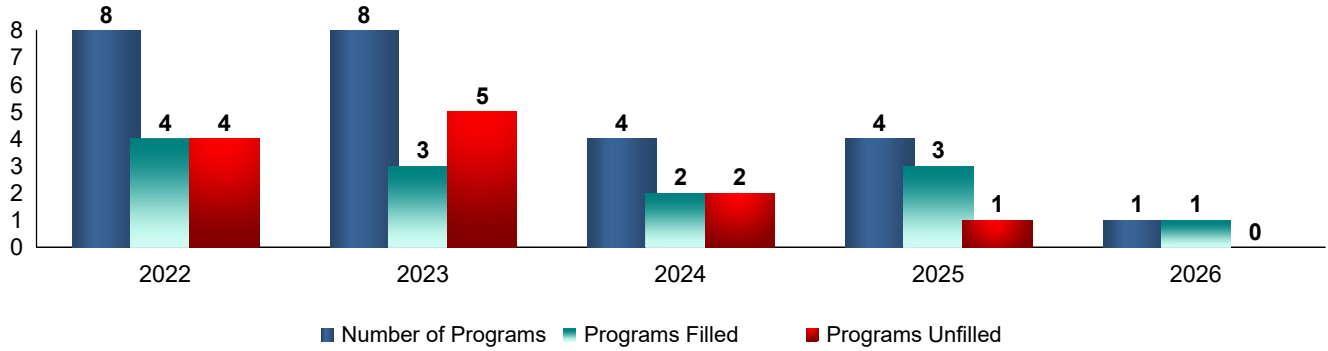
## Fellowship Match Trends by Specialty and Appointment Year

Academic General Pediatrics .....	35	Maternal-Fetal Medicine .....	78
Addiction Medicine.....	36	Medical Genetics.....	79
Addiction Psychiatry.....	37	Medical Toxicology .....	80
Adolescent Medicine.....	38	Minimally Invasive Gynecologic Surgery .....	81
Adult Congenital Heart Disease.....	39	Molecular Genetic Pathology.....	82
Advanced Heart Failure & Transplant Cardiology .....	40	Musculoskeletal Radiology .....	83
Allergy and Immunology .....	41	Neonatal-Perinatal Medicine.....	84
Bone & Soft Tissue Pathology.....	42	Nephrology.....	85
Brain Injury Medicine.....	43	Neuroradiology .....	86
Breast Imaging.....	44	Oncology .....	87
Cancer Rehabilitation.....	45	Pain Medicine.....	88
Cardiovascular Disease .....	46	Pediatric Anesthesiology.....	89
Child Abuse .....	47	Pediatric Cardiology.....	90
Child and Adolescent Psychiatry .....	48	Pediatric Critical Care Medicine .....	91
Clinical Cardiac Electrophysiology .....	49	Pediatric Emergency Medicine .....	92
Clinical Neurophysiology .....	50	Pediatric Endocrinology.....	93
Clinical Ultrasound .....	51	Pediatric Gastroenterology.....	94
Colon and Rectal Surgery .....	52	Pediatric Hematology/Oncology .....	95
Complex Family Planning .....	53	Pediatric Hospital Medicine.....	96
Consultation-Liaison Psychiatry .....	54	Pediatric Infectious Diseases.....	97
Critical Care Medicine .....	55	Pediatric Nephrology.....	98
Developmental and Behavioral Pediatrics .....	56	Pediatric Pulmonology .....	99
Emergency Medical Services.....	57	Pediatric Rehabilitation Medicine.....	100
Emergency Radiology.....	58	Pediatric Rheumatology .....	101
Endocrinology, Diabetes, and Metabolism .....	59	Pediatric Surgery .....	102
Epilepsy.....	60	Pediatric Transplant Hepatology.....	103
Forensic Pathology.....	61	Pediatric and Adolescent Gynecology .....	104
Forensic Psychiatry.....	62	Pulmonary Disease.....	105
Gastroenterology.....	63	Pulmonary Disease and Critical Care Medicine.....	106
Geriatric Medicine .....	64	Reproductive Endocrinology.....	107
Global Emergency Medicine .....	65	Rheumatology .....	108
Gynecologic Oncology .....	66	Sleep Medicine.....	109
Hand Surgery .....	67	Spinal Cord Injury Medicine.....	110
Headache Medicine.....	68	Sports Medicine .....	111
Hematology.....	69	Surgical Critical Care.....	112
Hematology and Oncology .....	70	Surgical Oncology.....	113
Hematopathology.....	71	Thoracic Surgery .....	114
Hospice and Palliative Medicine.....	72	Urogynecology and Reconstructive Pelvic Surgery....	115
Infectious Disease .....	73	Vascular Neurology .....	116
Interventional Cardiology .....	74	Vascular Surgery .....	117
Interventional Pulmonology.....	75		
Interventional Radiology.....	76		
Laryngology.....	77		

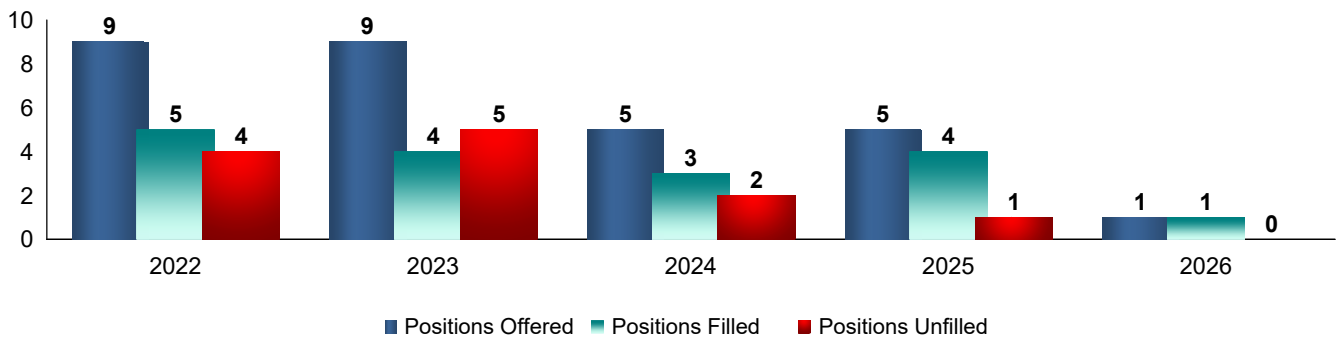
# Fellowship Match Trends by Specialty and Appointment Year

## Academic General Pediatrics

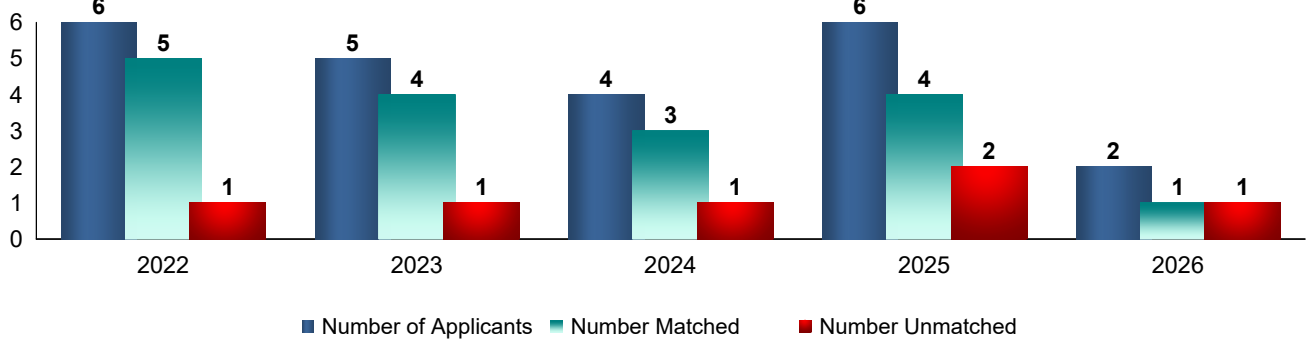
### Programs



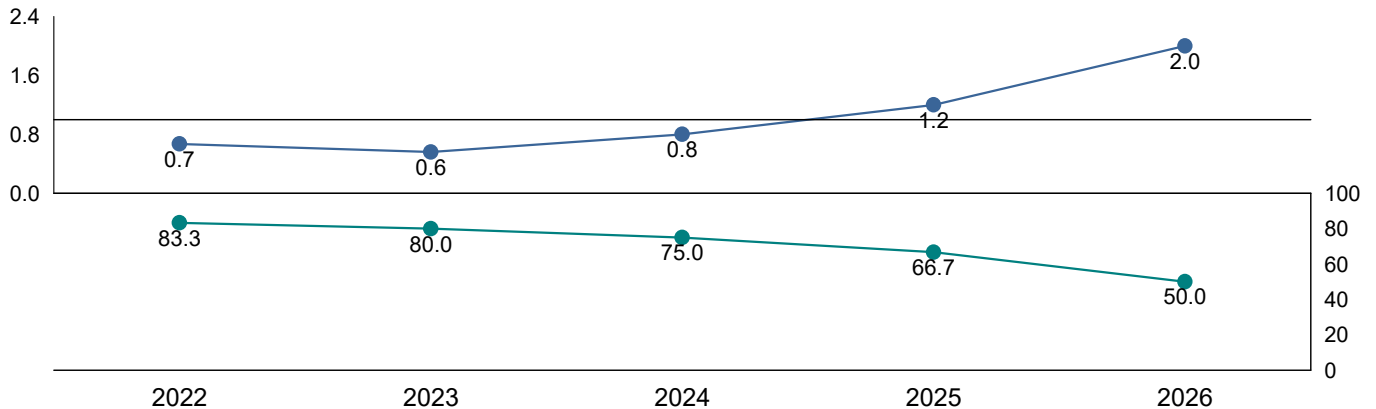
### Positions



### Applicants



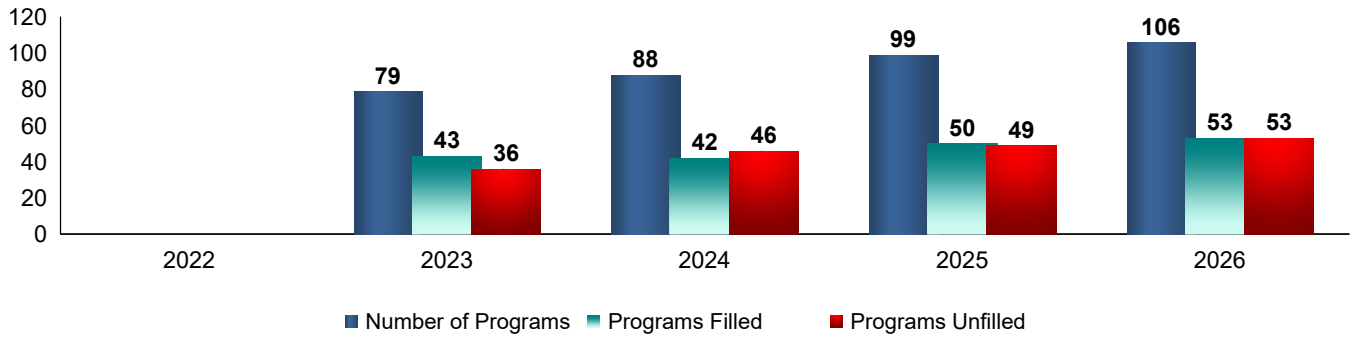
### Number of Applicants Per Position and Percent of Applicants Matched



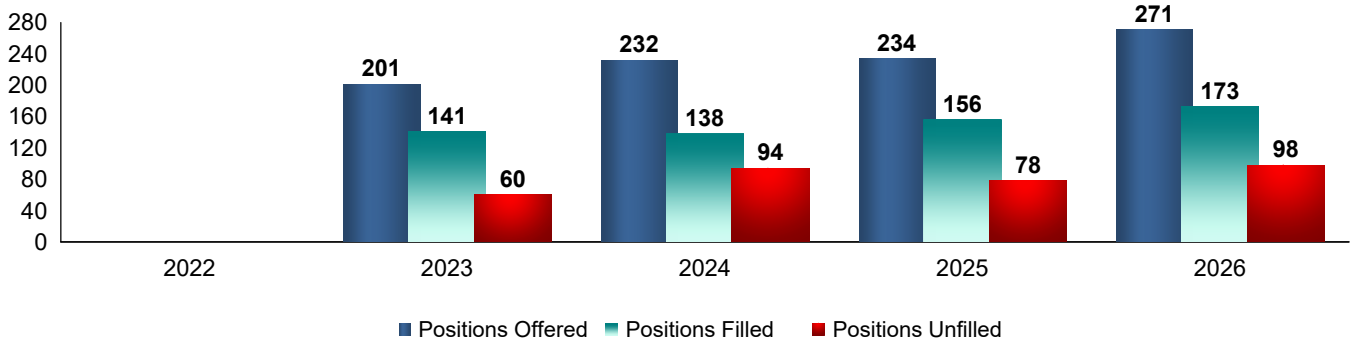
# Fellowship Match Trends by Specialty and Appointment Year

## Addiction Medicine

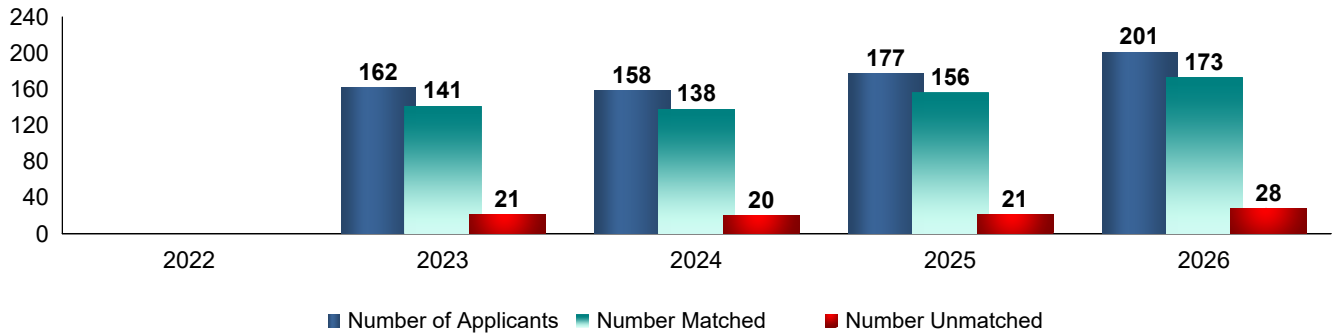
### Programs



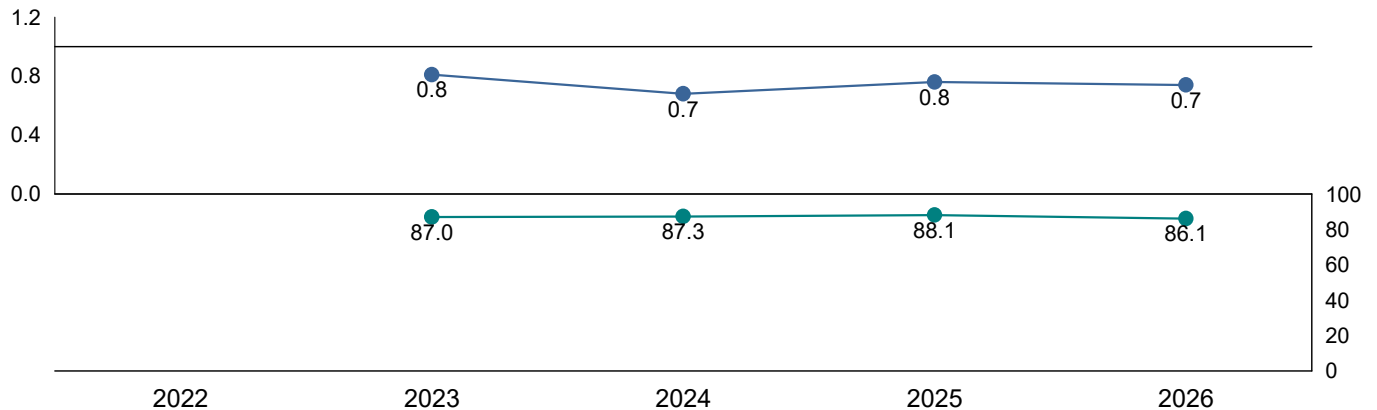
### Positions



### Applicants



### Number of Applicants Per Position and Percent of Applicants Matched

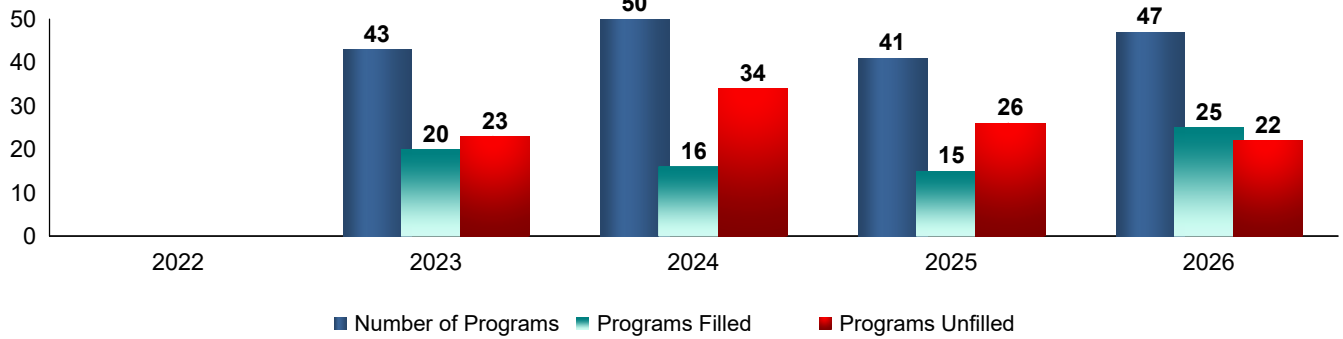


Began participation in the SMS for appointment year 2023.

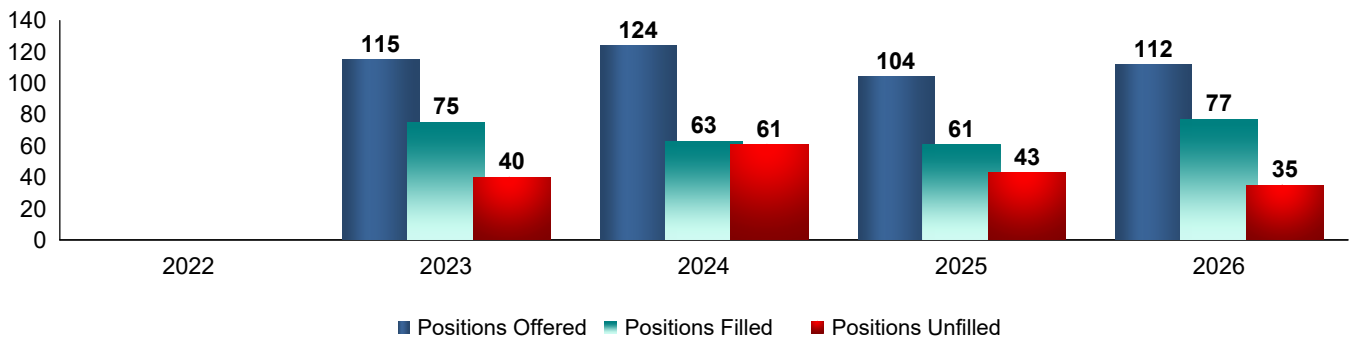
# Fellowship Match Trends by Specialty and Appointment Year

## Addiction Psychiatry

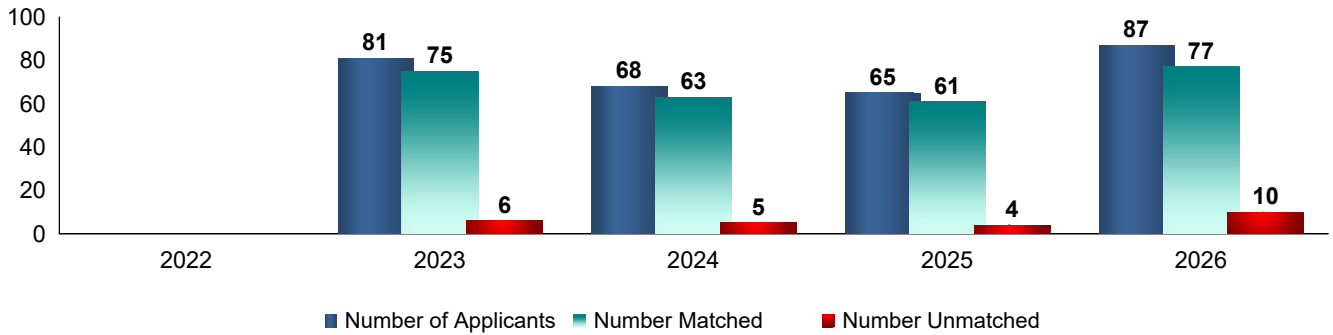
### Programs



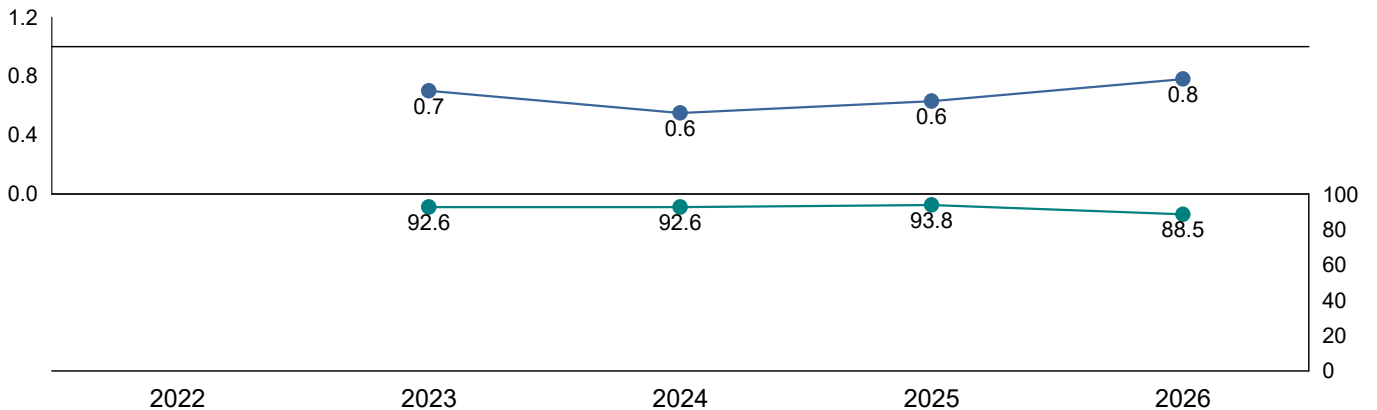
### Positions



### Applicants



### Number of Applicants Per Position and Percent of Applicants Matched

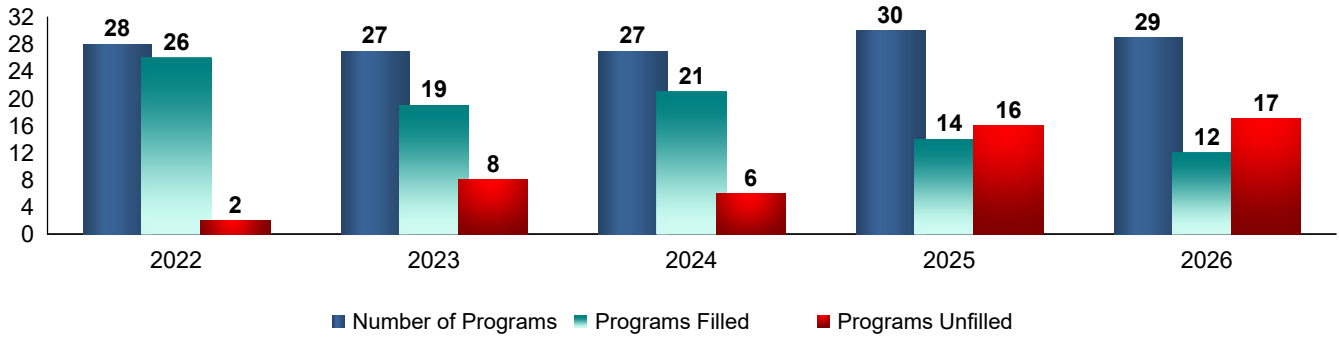


Began participation in the SMS for appointment year 2023.

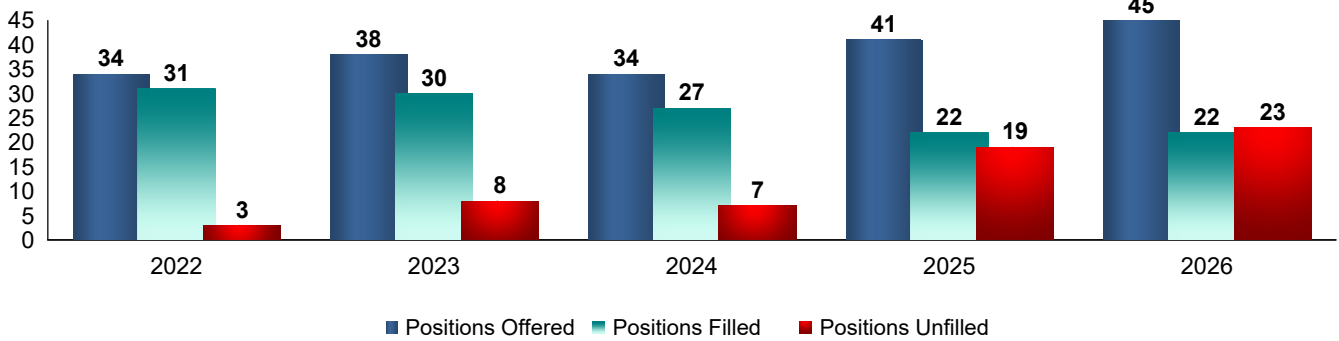
# Fellowship Match Trends by Specialty and Appointment Year

## Adolescent Medicine

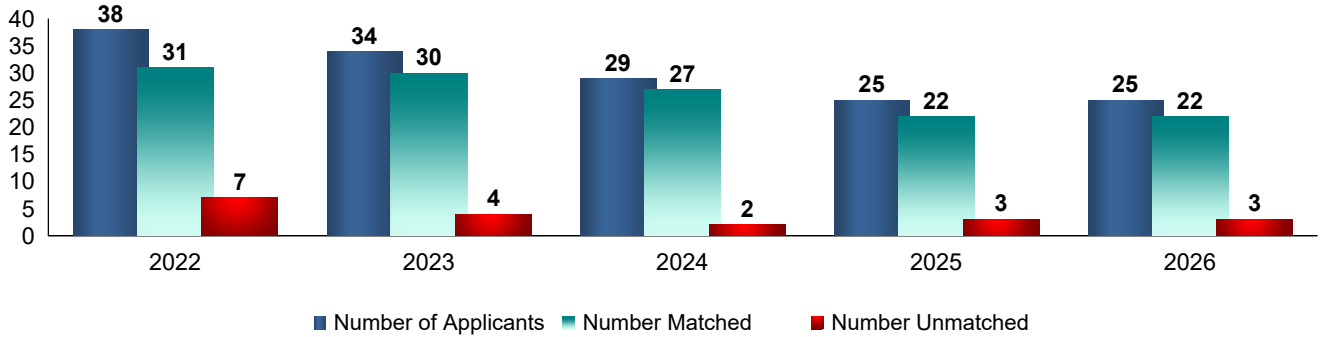
### Programs



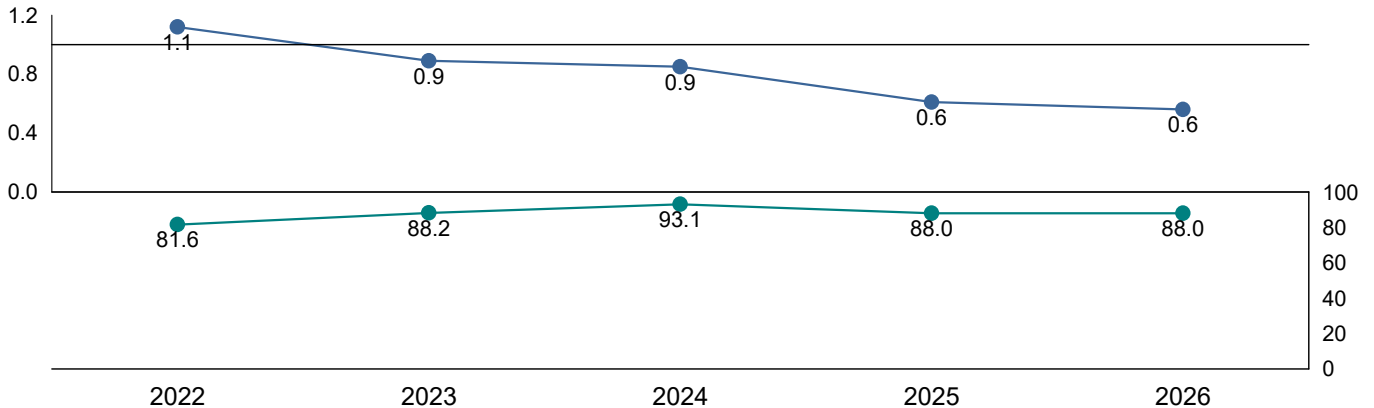
### Positions



### Applicants



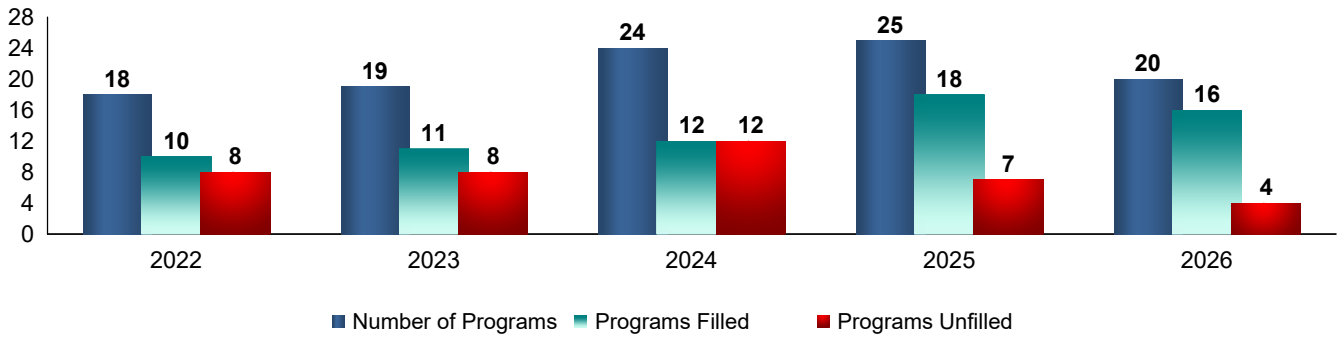
### Number of Applicants Per Position and Percent of Applicants Matched



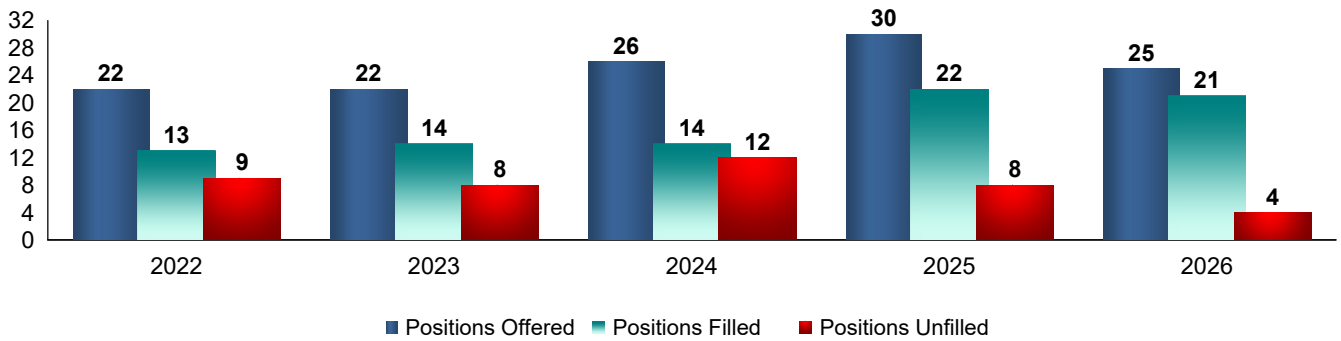
# Fellowship Match Trends by Specialty and Appointment Year

## Adult Congenital Heart Disease

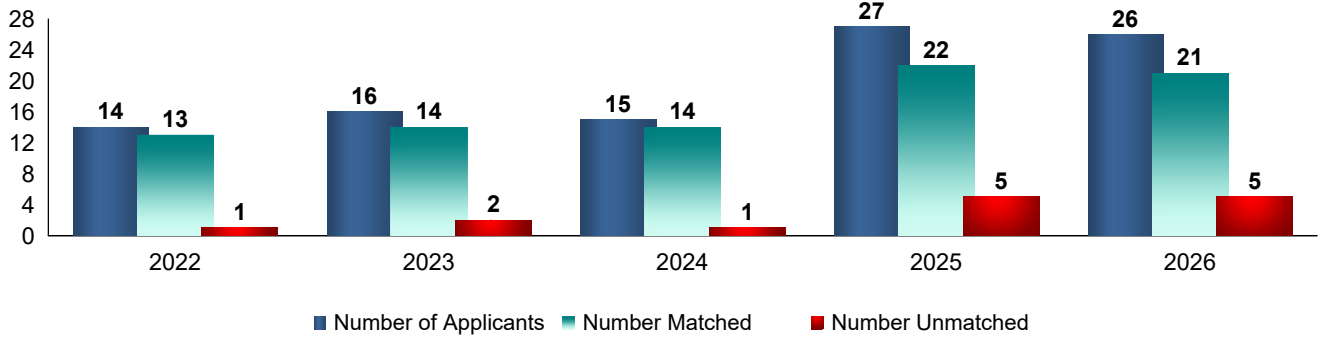
### Programs



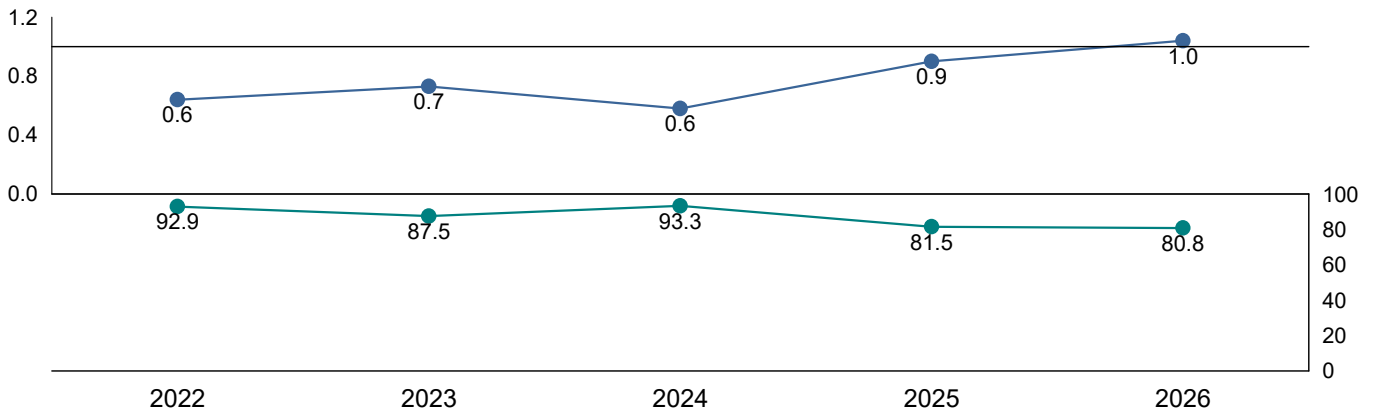
### Positions



### Applicants



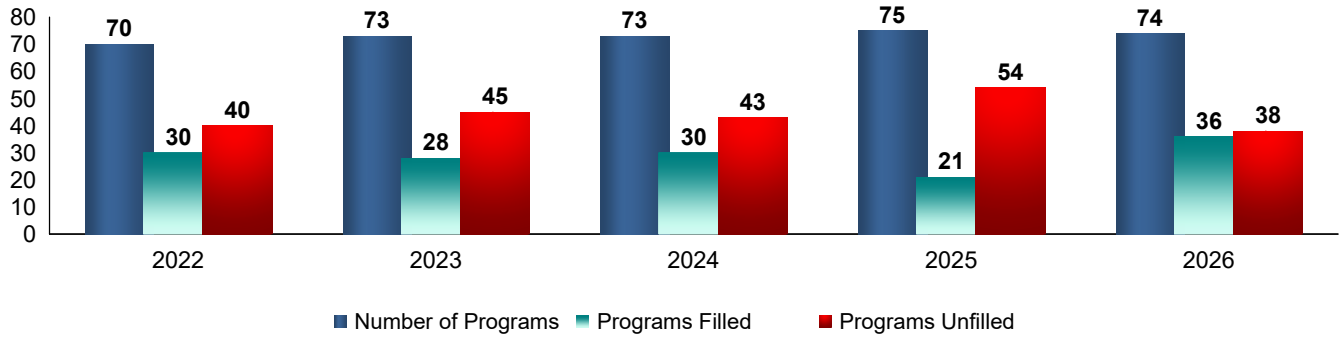
### Number of Applicants Per Position and Percent of Applicants Matched



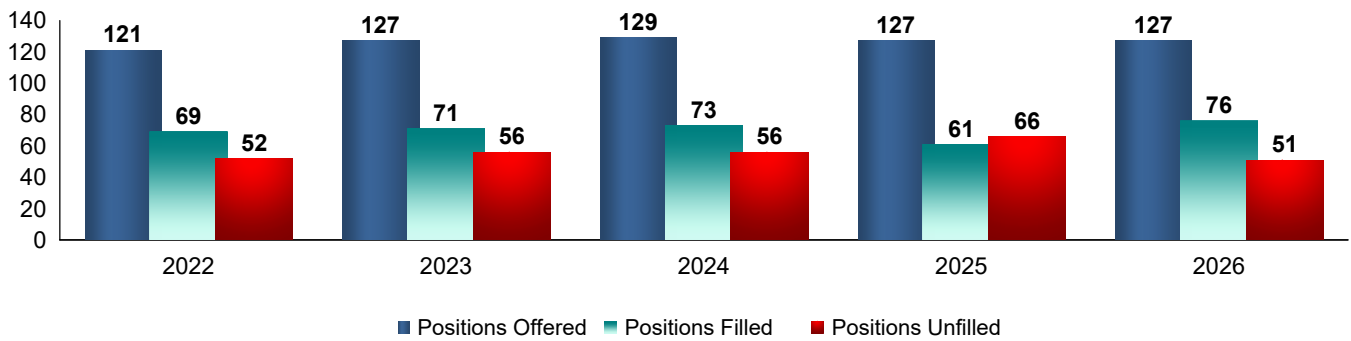
# Fellowship Match Trends by Specialty and Appointment Year

## Advanced Heart Failure & Transplant Cardiology

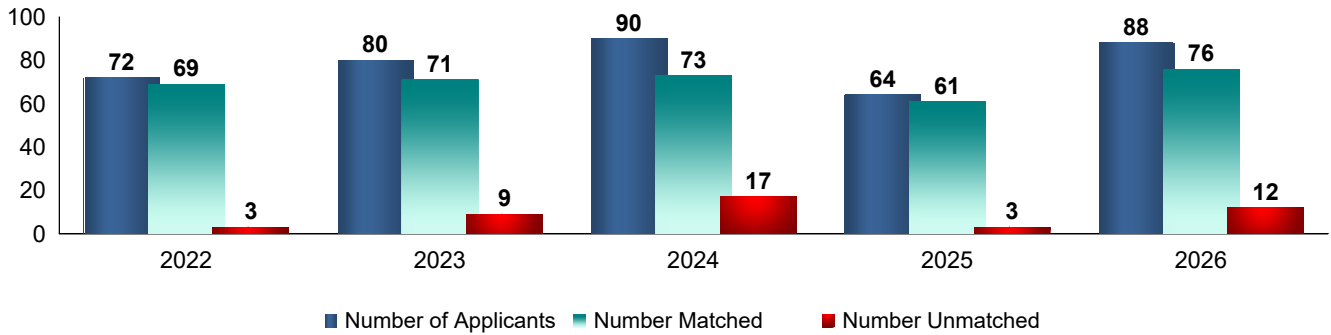
### Programs



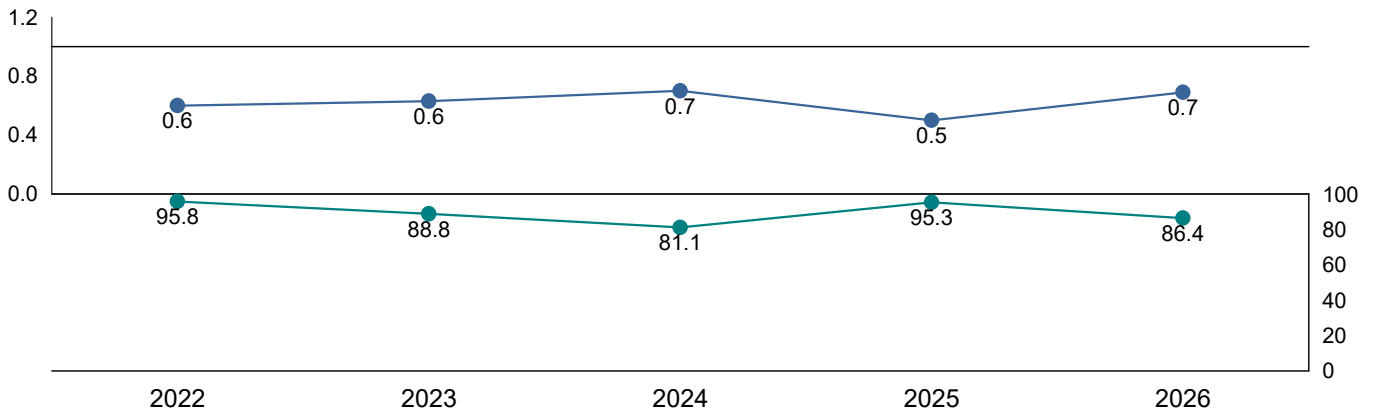
### Positions



### Applicants



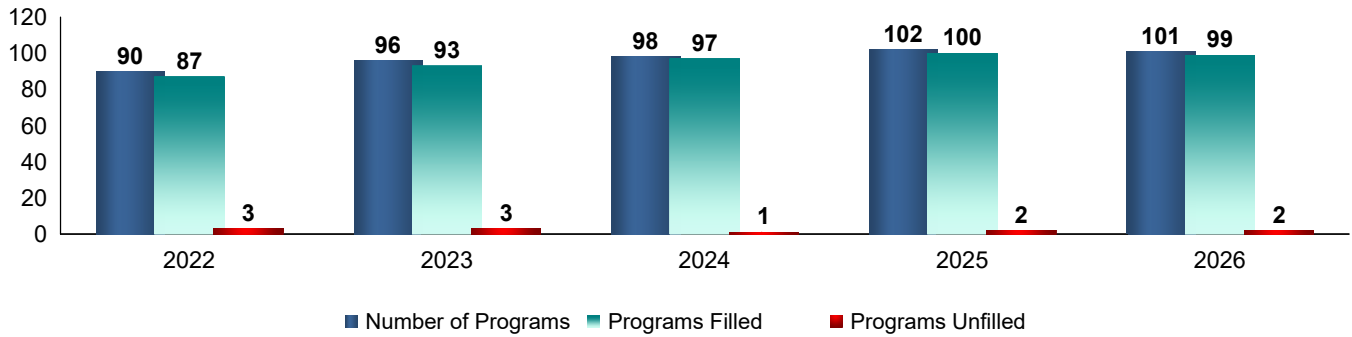
### Number of Applicants Per Position and Percent of Applicants Matched



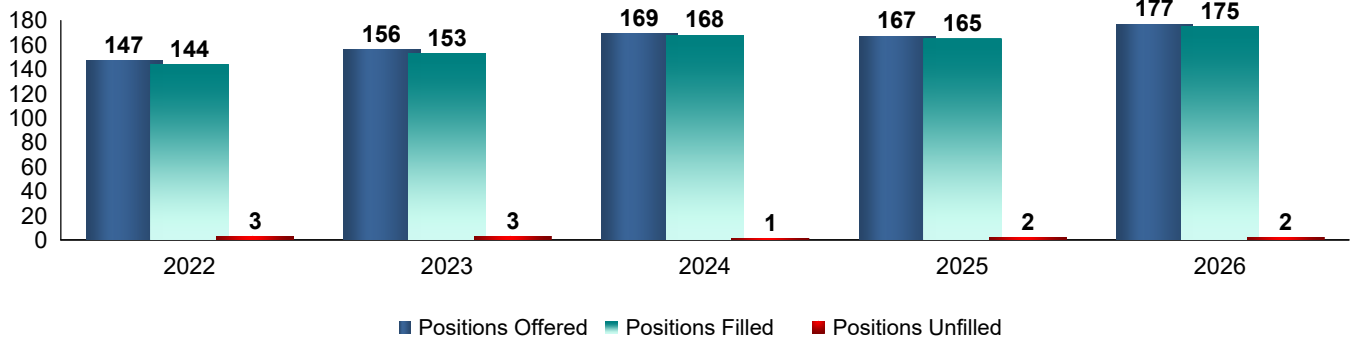
# Fellowship Match Trends by Specialty and Appointment Year

## Allergy and Immunology

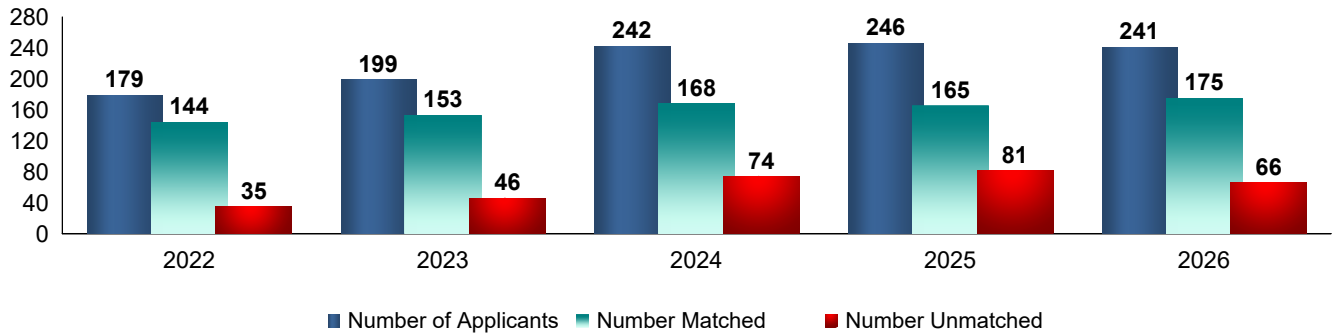
### Programs



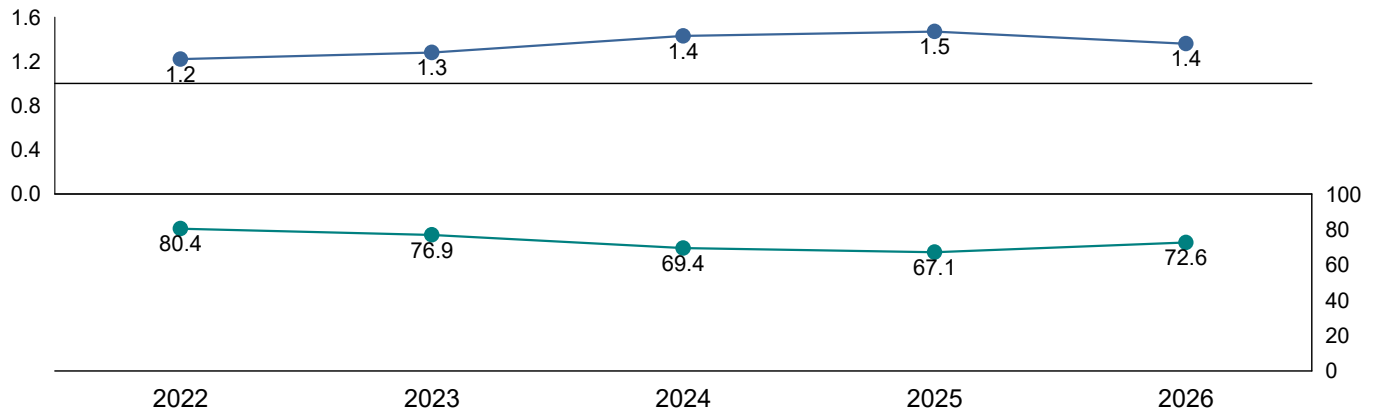
### Positions



### Applicants



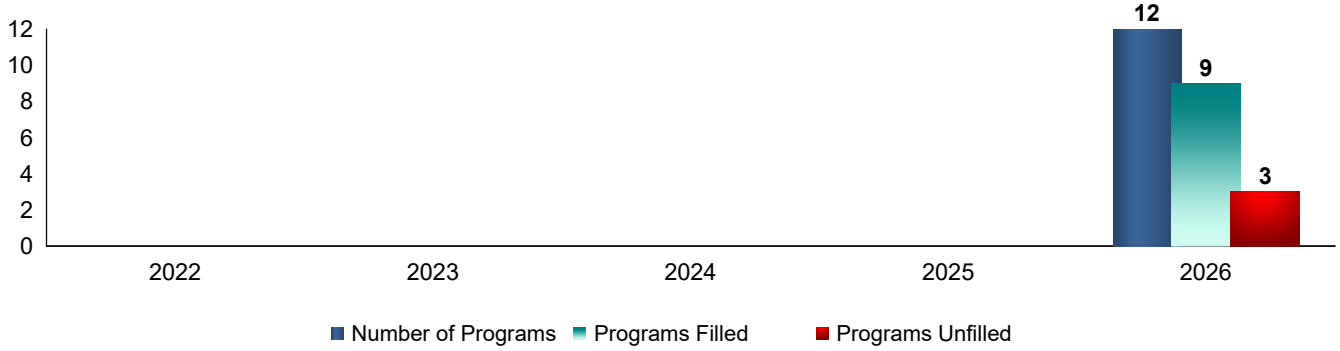
### Number of Applicants Per Position and Percent of Applicants Matched



# Fellowship Match Trends by Specialty and Appointment Year

## Bone & Soft Tissue Pathology

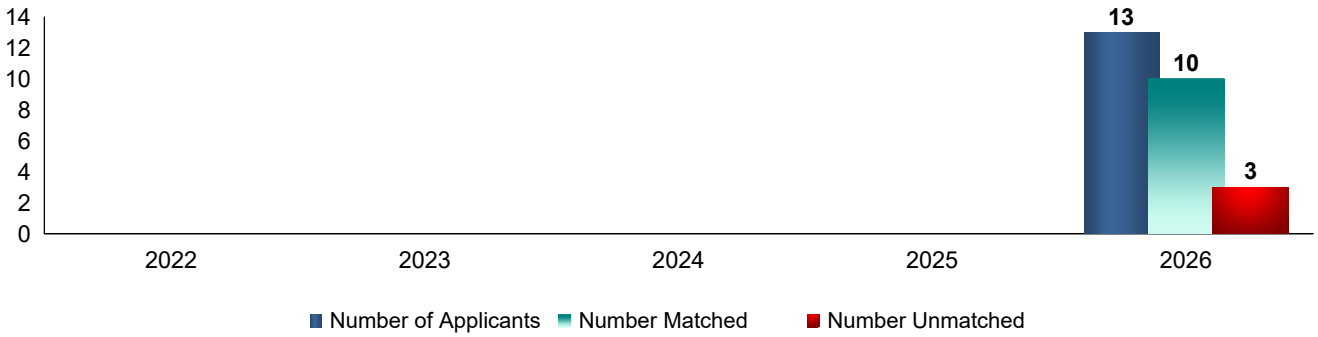
### Programs



### Positions



### Applicants



### Number of Applicants Per Position and Percent of Applicants Matched

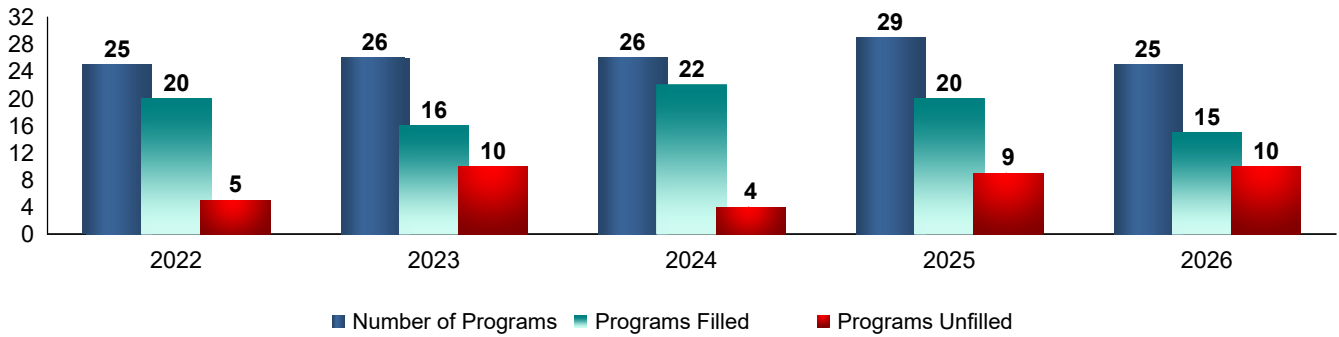


Began participation in the SMS for appointment year 2026.

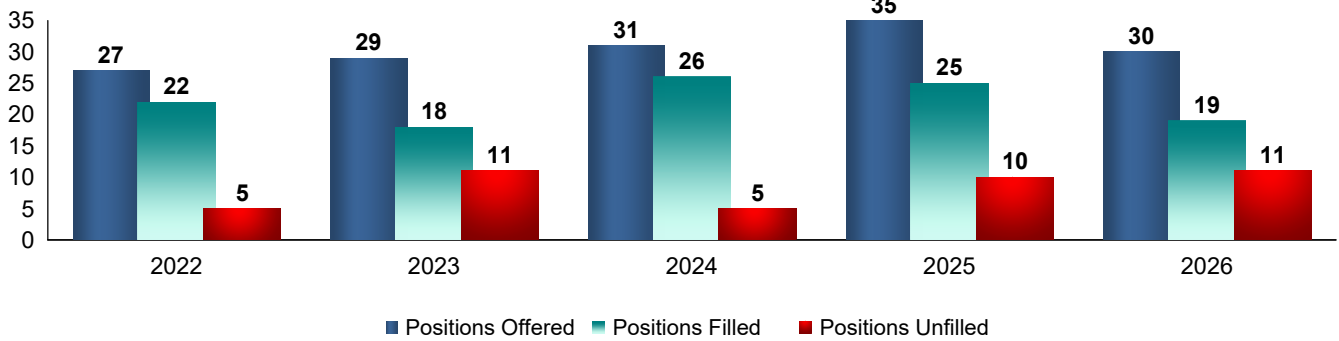
# Fellowship Match Trends by Specialty and Appointment Year

## Brain Injury Medicine

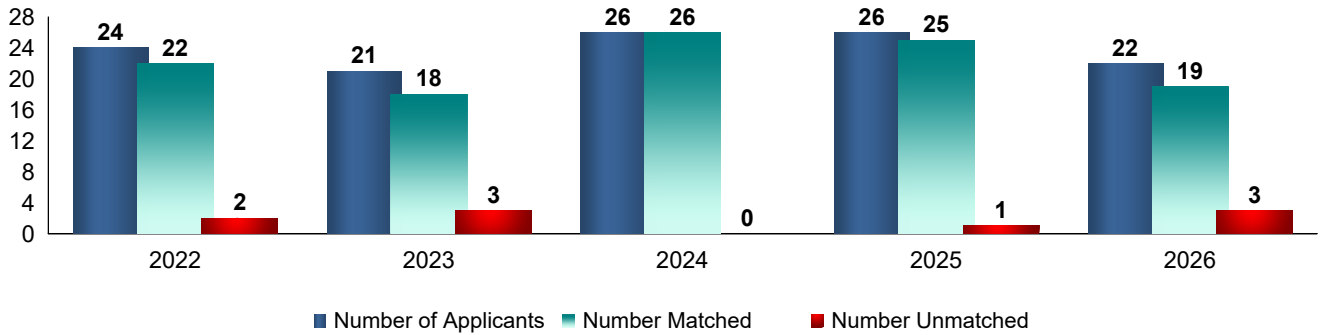
### Programs



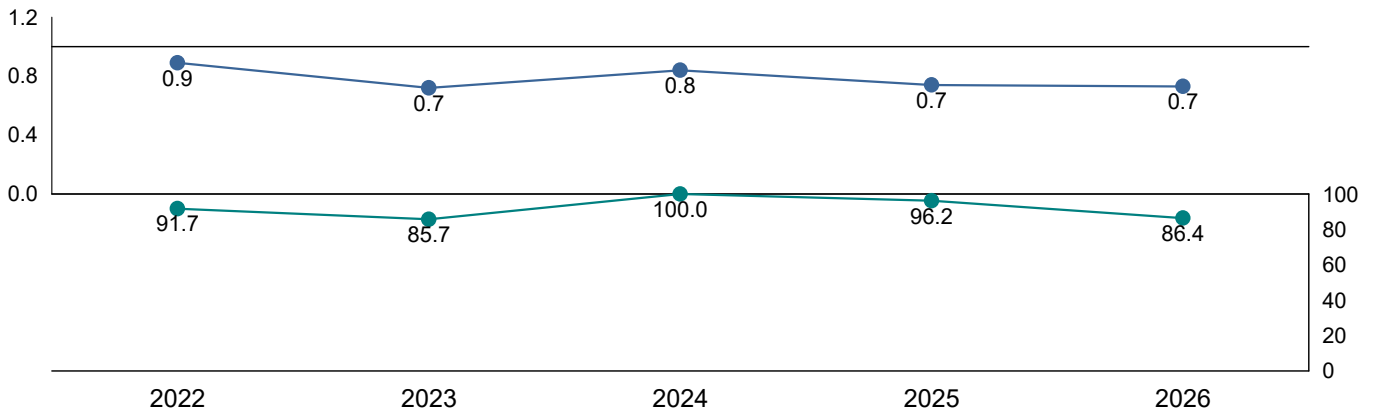
### Positions



### Applicants



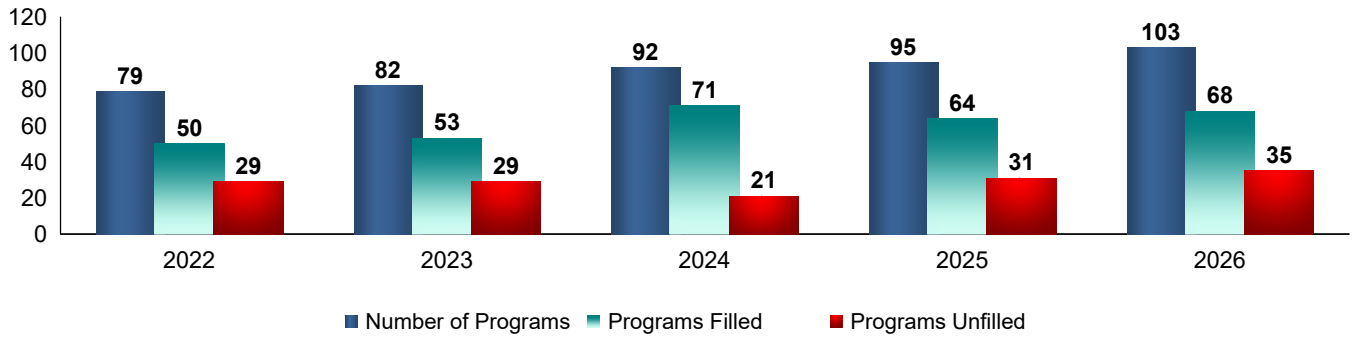
### Number of Applicants Per Position and Percent of Applicants Matched



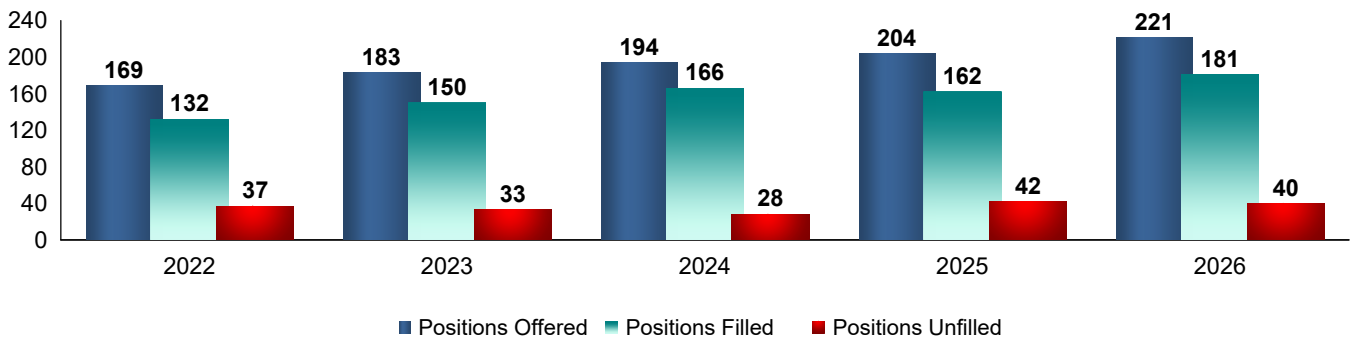
# Fellowship Match Trends by Specialty and Appointment Year

## Breast Imaging

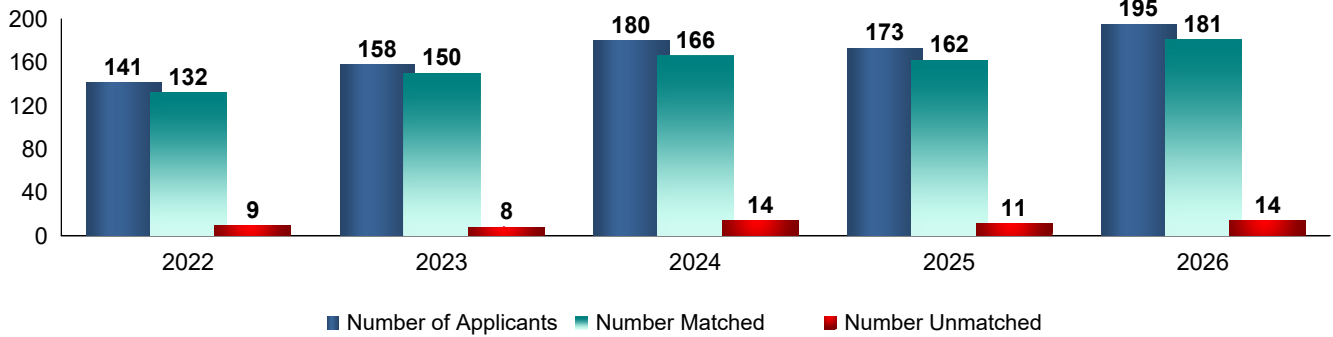
### Programs



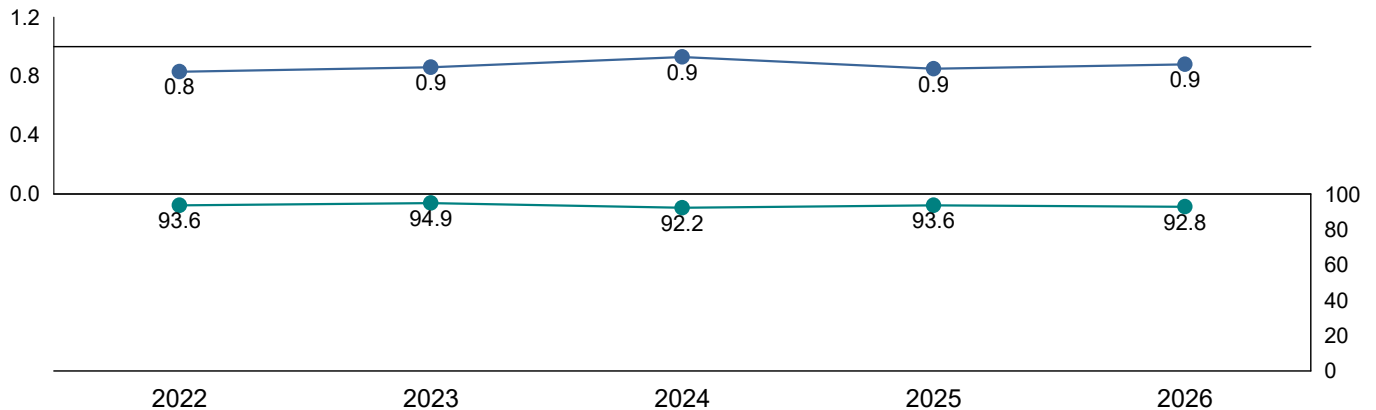
### Positions



### Applicants



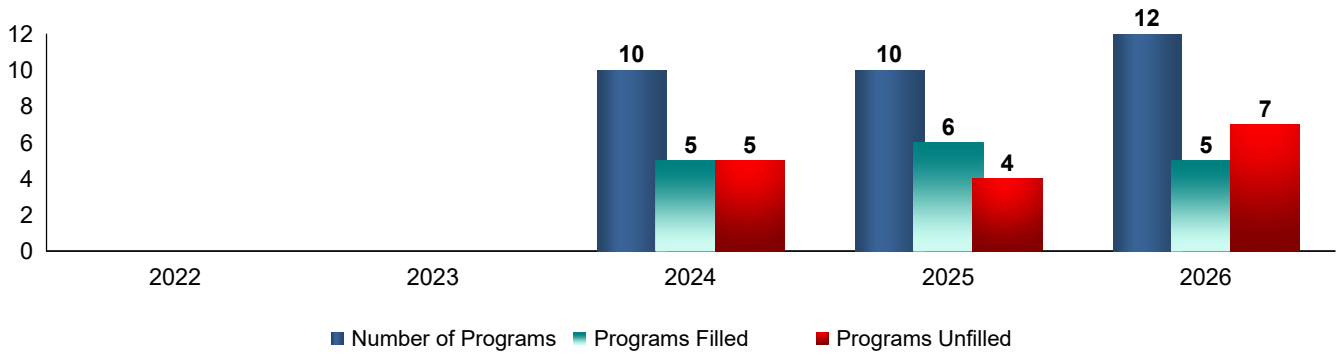
### Number of Applicants Per Position and Percent of Applicants Matched



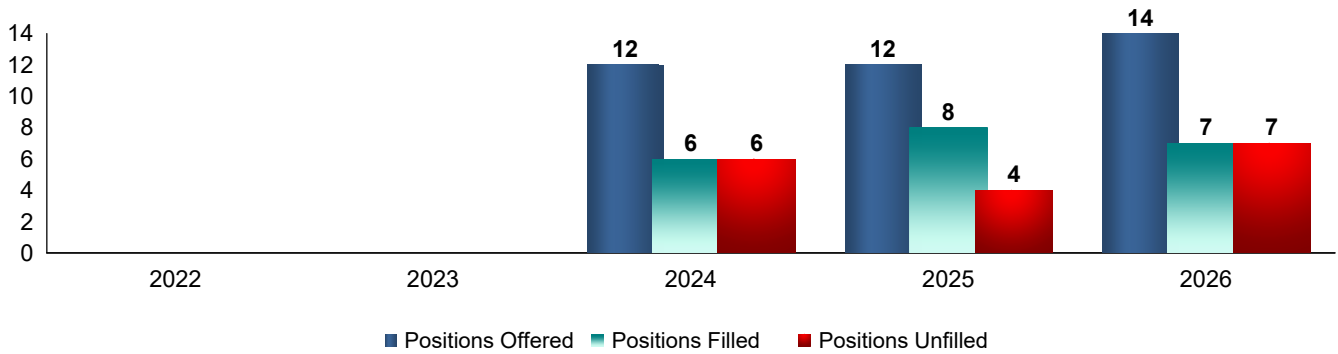
# Fellowship Match Trends by Specialty and Appointment Year

## Cancer Rehabilitation

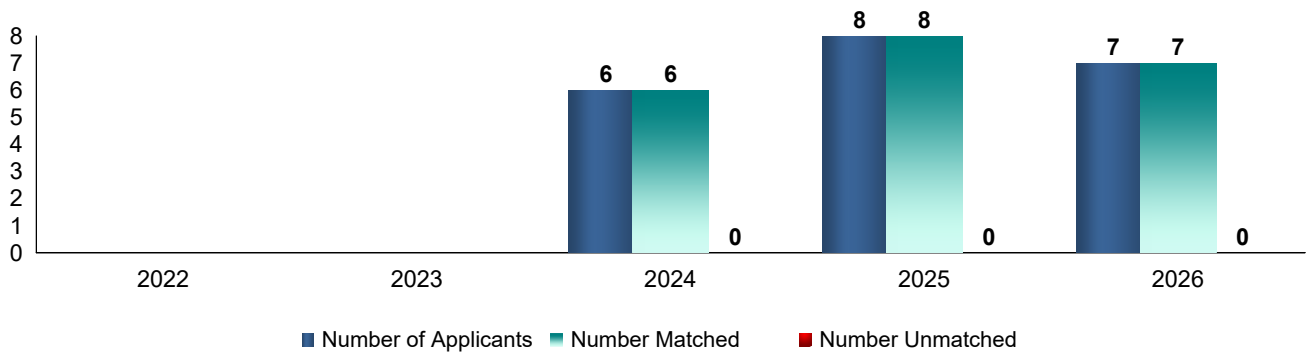
### Programs



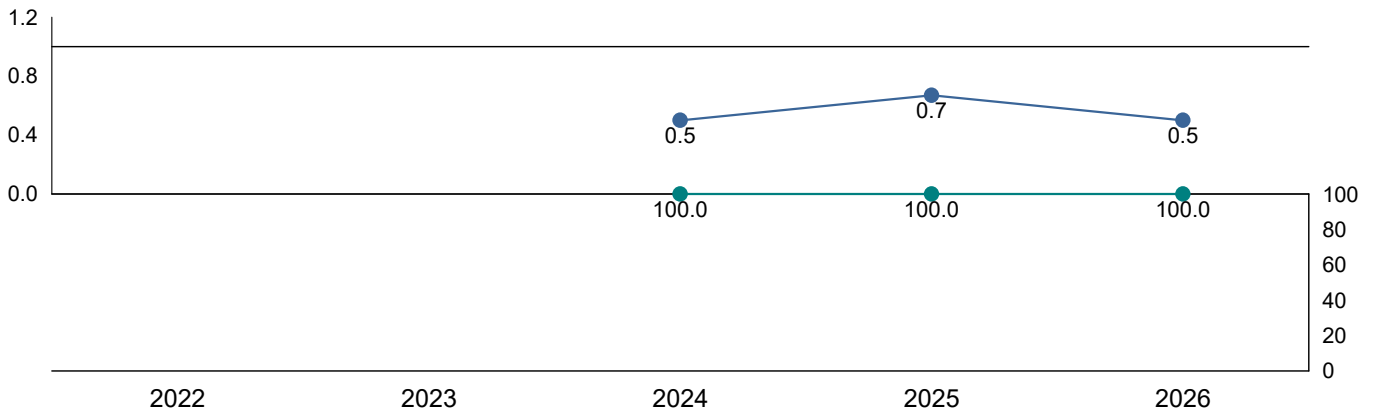
### Positions



### Applicants



### Number of Applicants Per Position and Percent of Applicants Matched

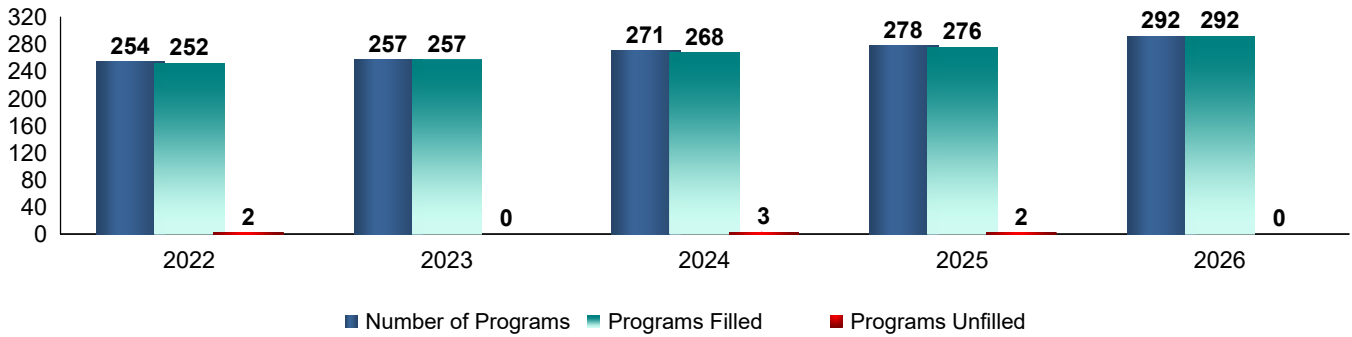


Began participation in the SMS for appointment year 2024.

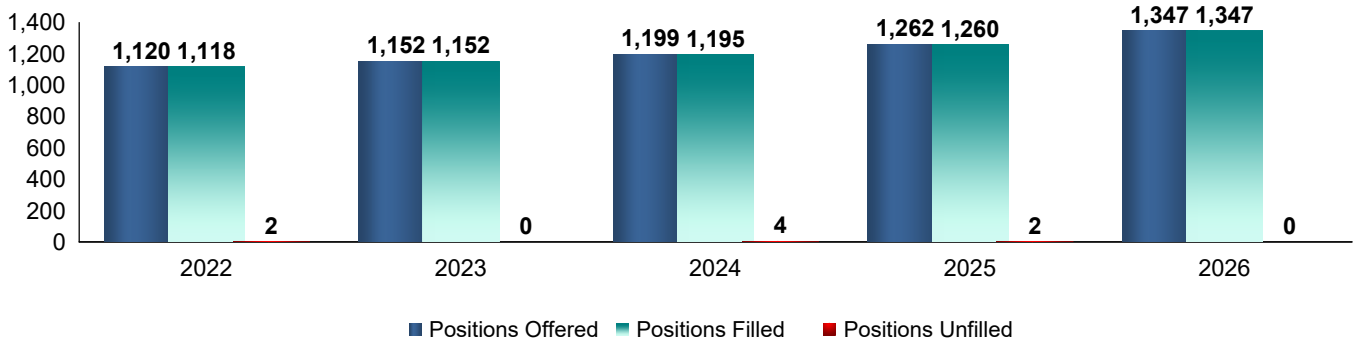
# Fellowship Match Trends by Specialty and Appointment Year

## Cardiovascular Disease

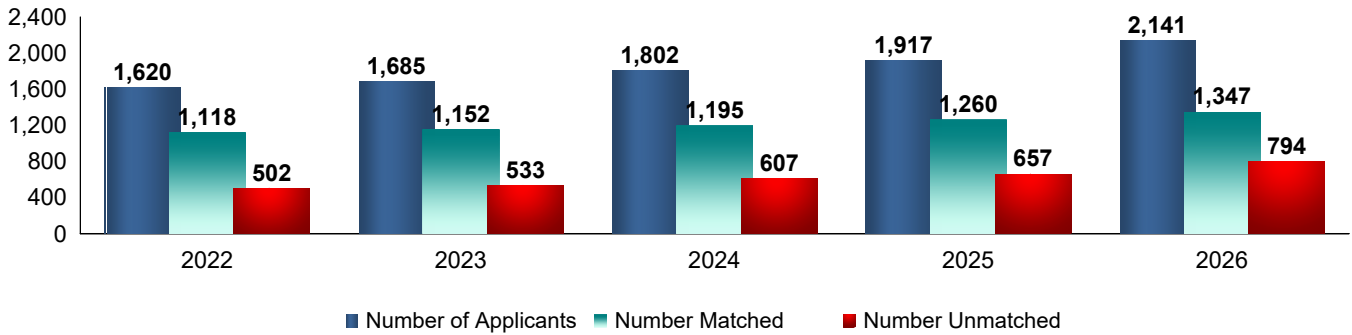
### Programs



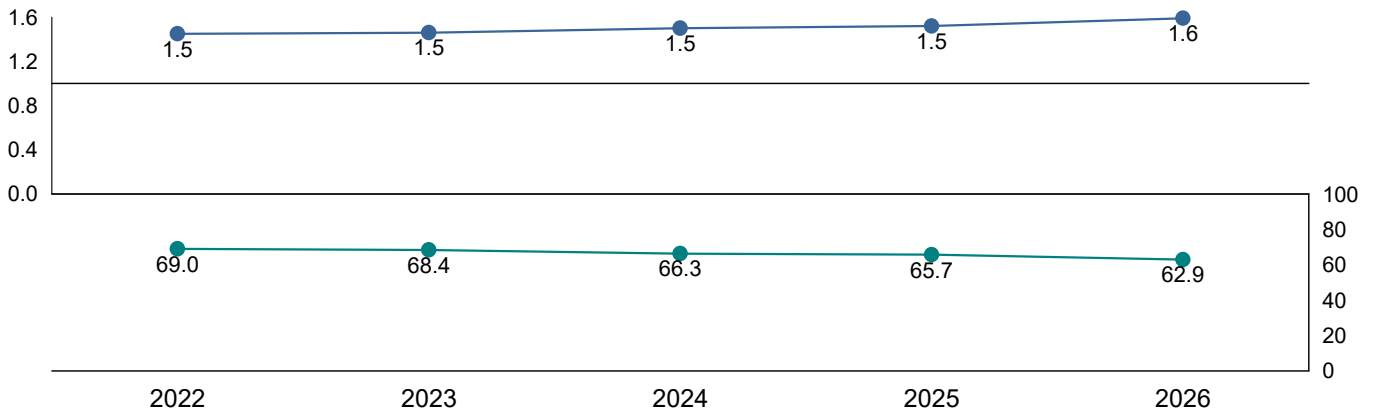
### Positions



### Applicants



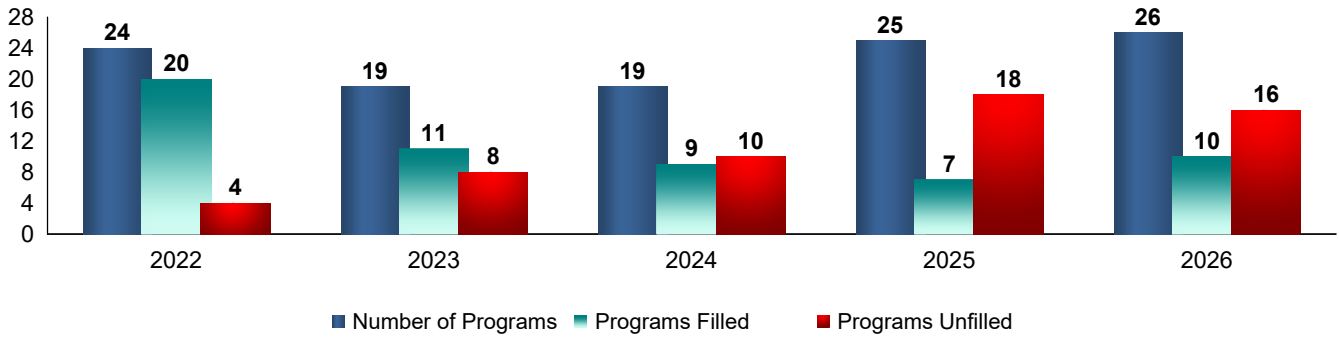
### Number of Applicants Per Position and Percent of Applicants Matched



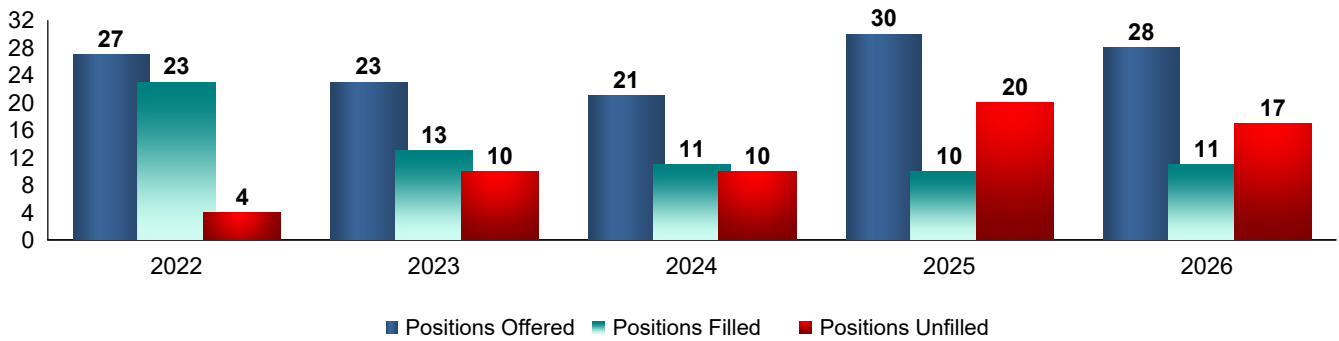
# Fellowship Match Trends by Specialty and Appointment Year

## Child Abuse

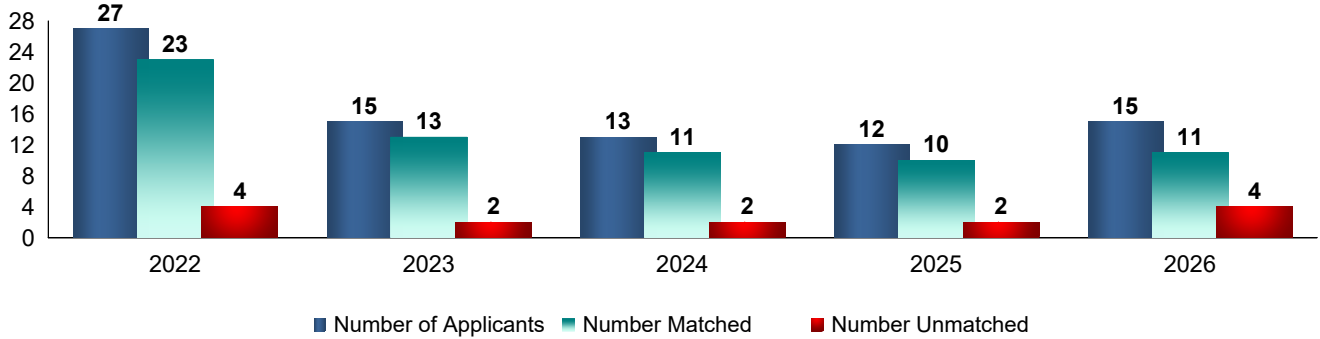
### Programs



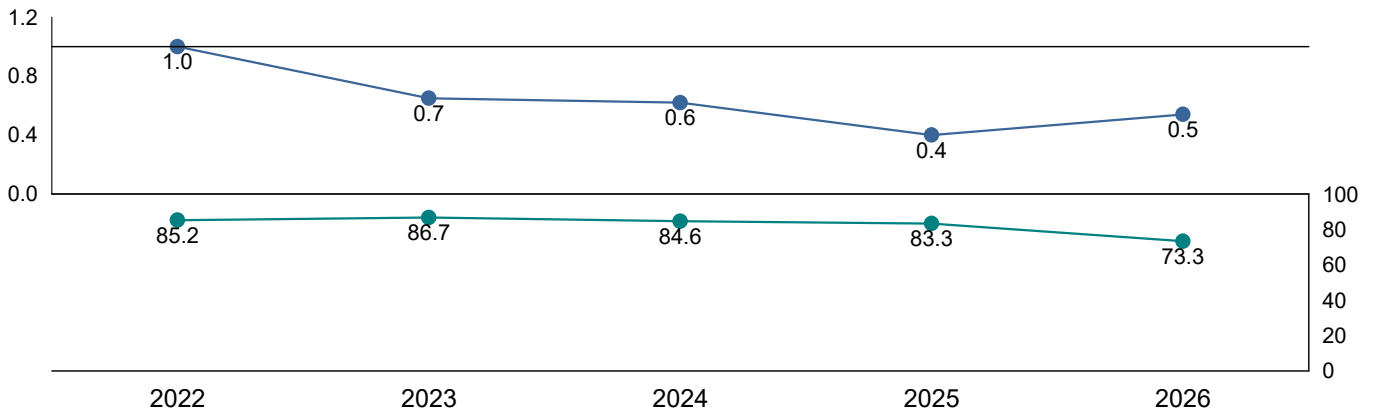
### Positions



### Applicants



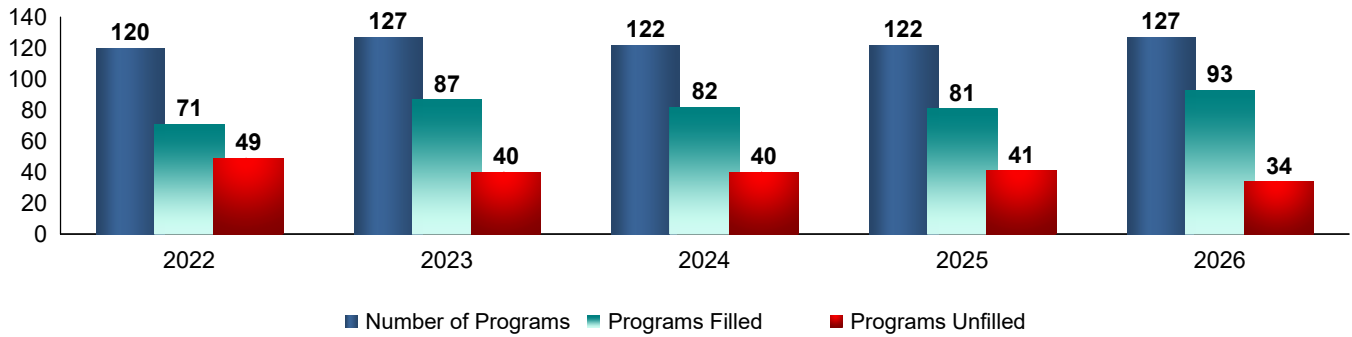
### Number of Applicants Per Position and Percent of Applicants Matched



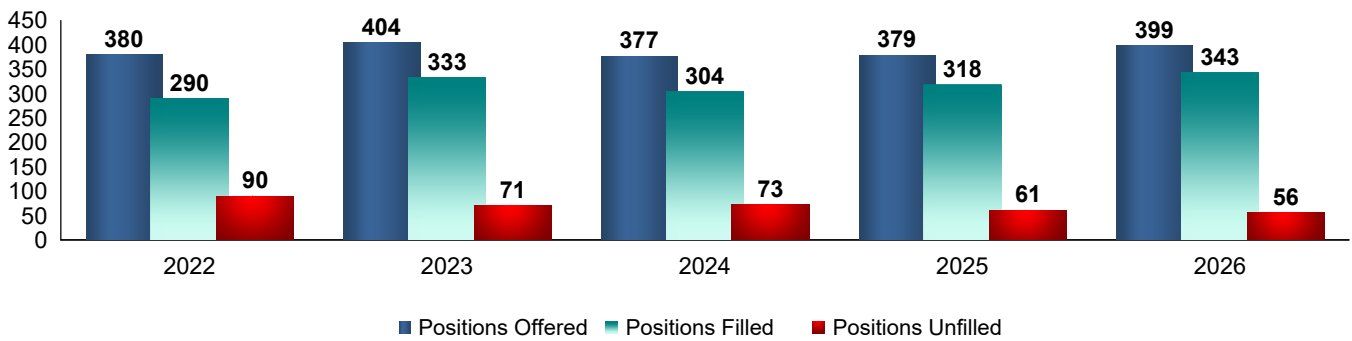
# Fellowship Match Trends by Specialty and Appointment Year

## Child and Adolescent Psychiatry

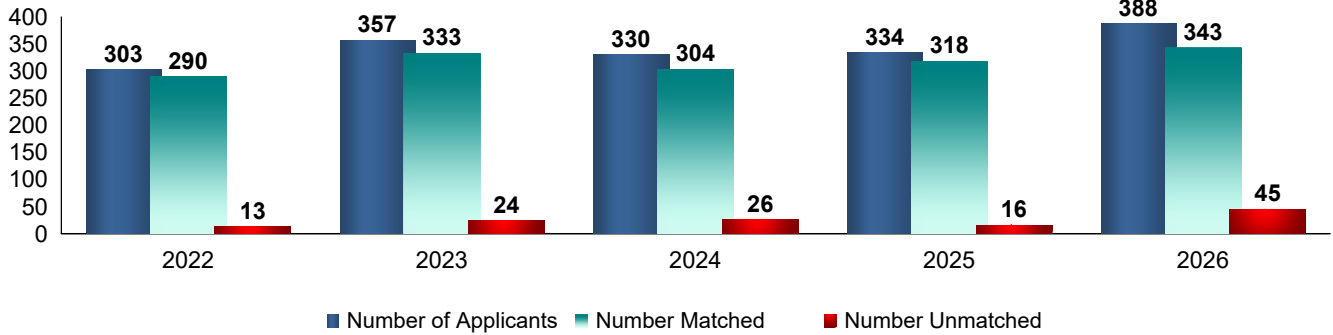
### Programs



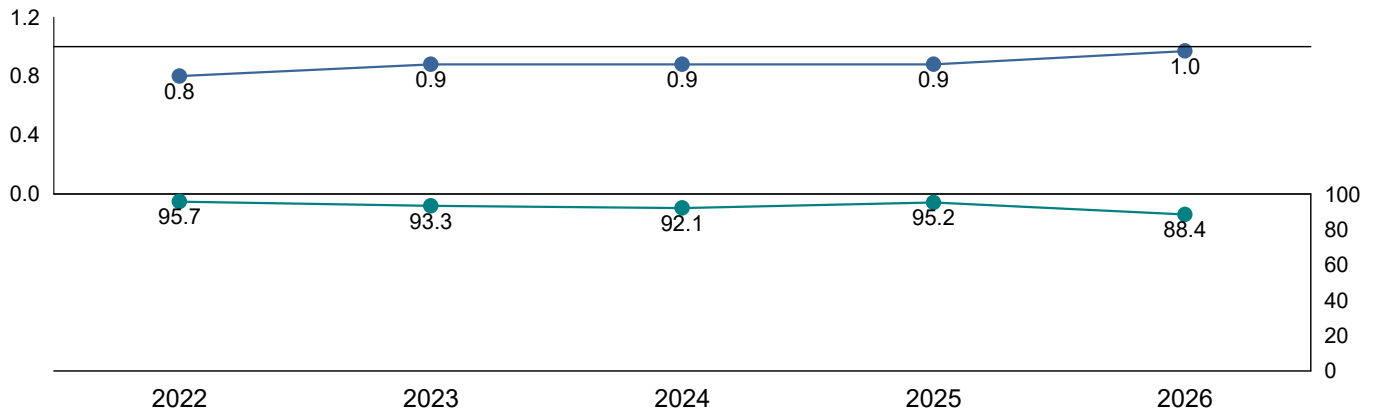
### Positions



### Applicants



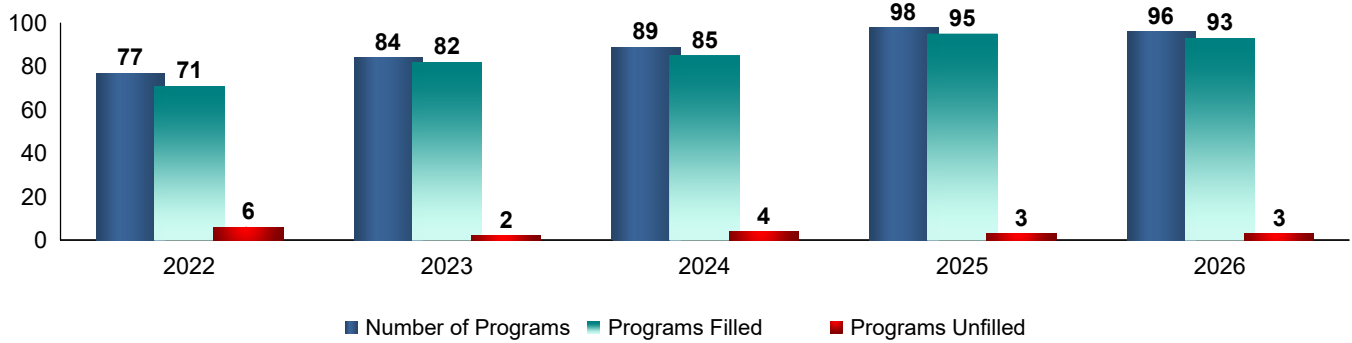
### Number of Applicants Per Position and Percent of Applicants Matched



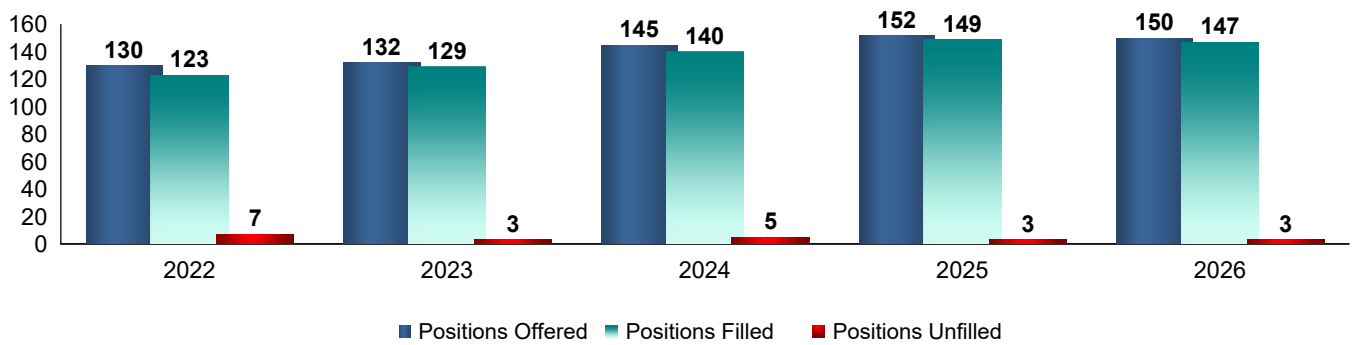
# Fellowship Match Trends by Specialty and Appointment Year

## Clinical Cardiac Electrophysiology

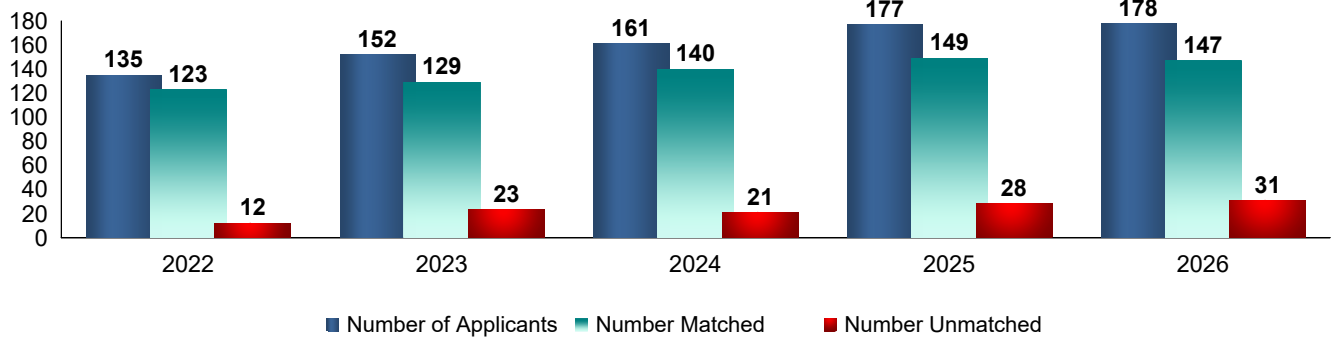
### Programs



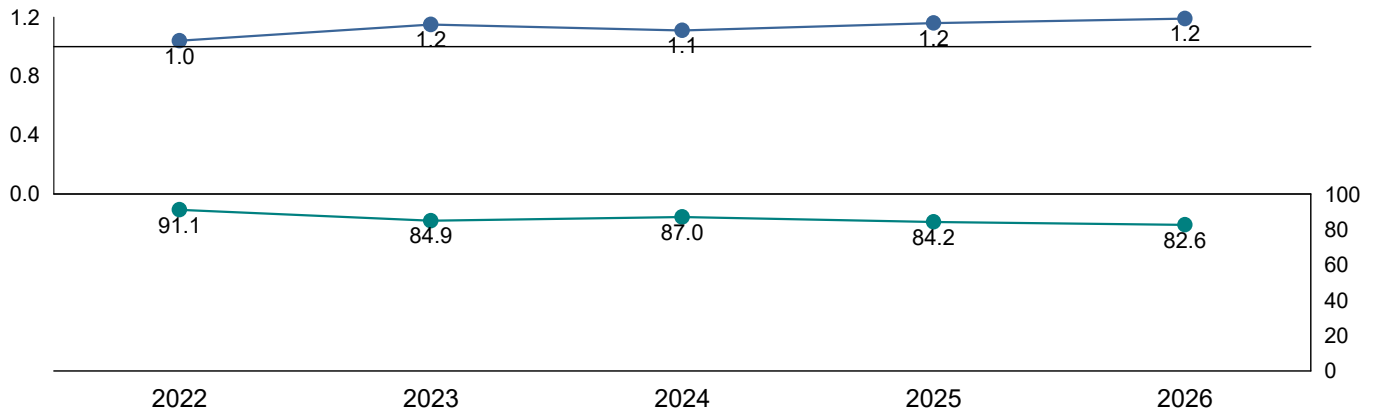
### Positions



### Applicants



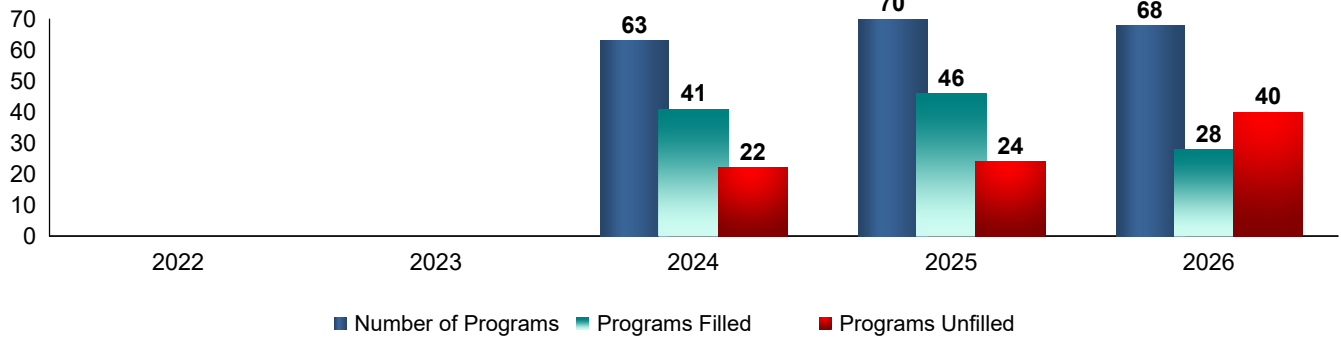
### Number of Applicants Per Position and Percent of Applicants Matched



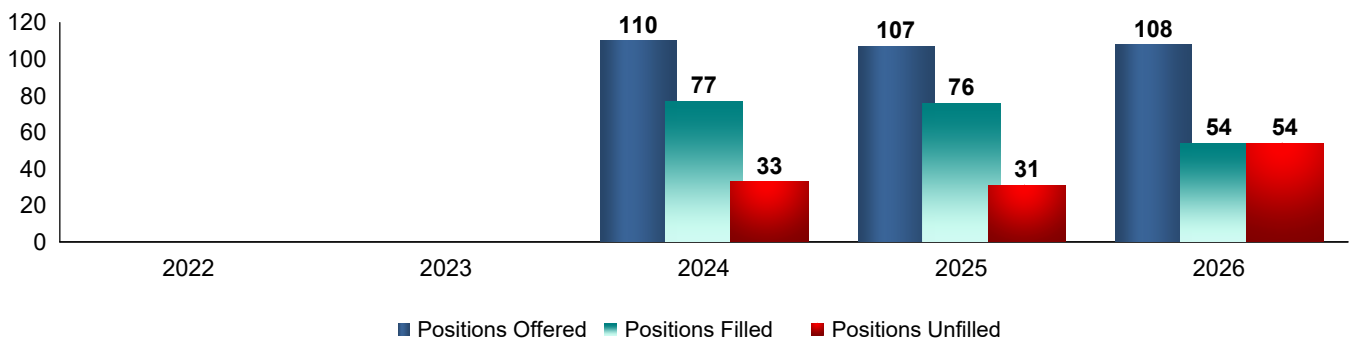
# Fellowship Match Trends by Specialty and Appointment Year

## Clinical Neurophysiology

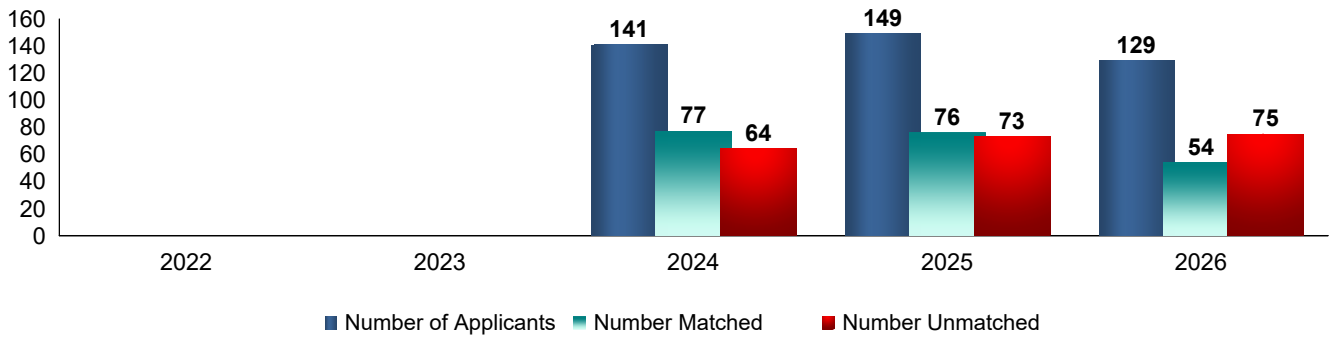
### Programs



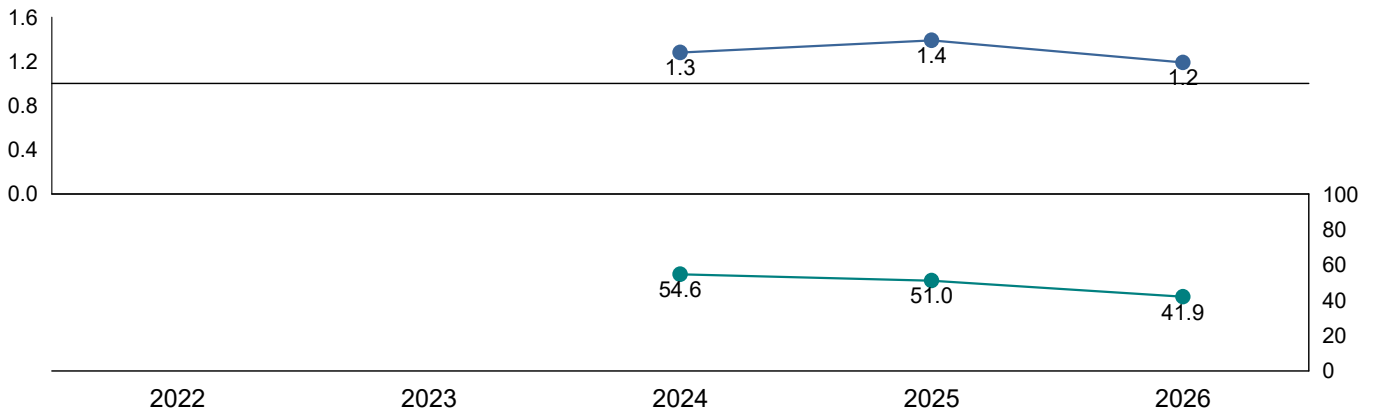
### Positions



### Applicants



### Number of Applicants Per Position and Percent of Applicants Matched

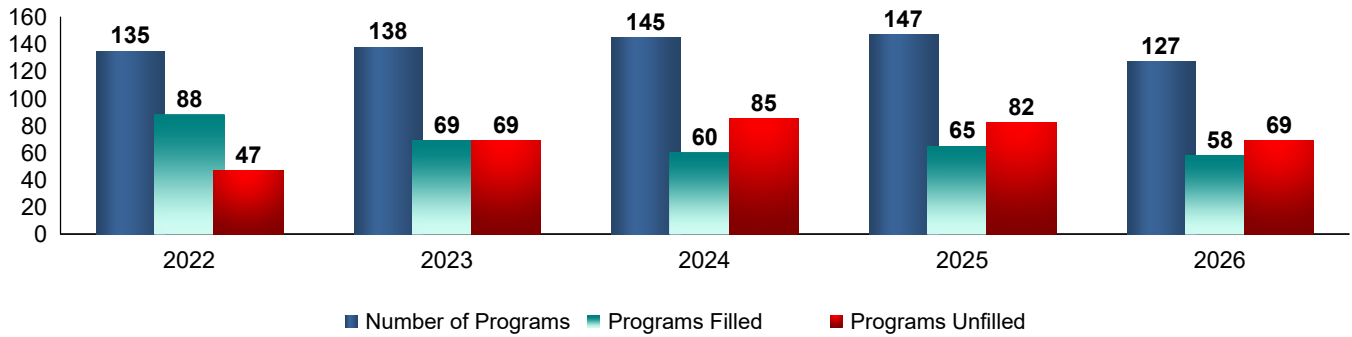


Began participation in the SMS for appointment year 2024.

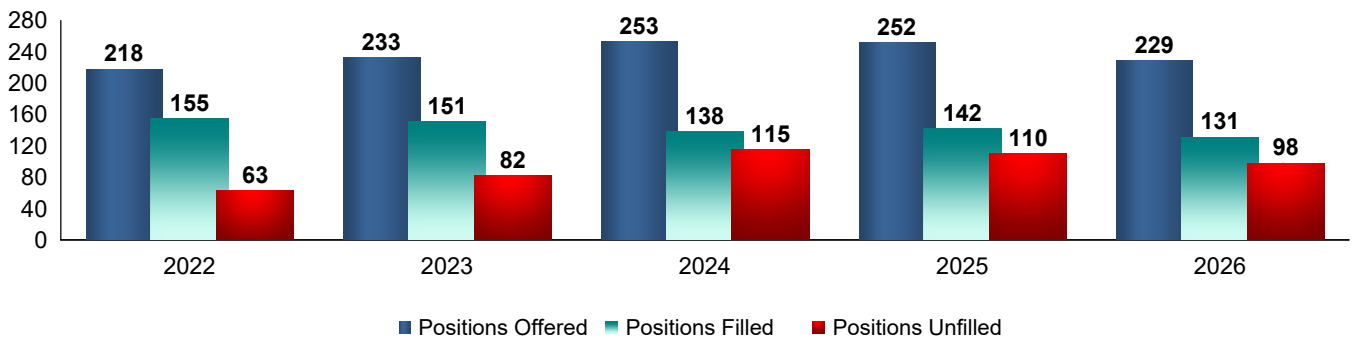
# Fellowship Match Trends by Specialty and Appointment Year

## Clinical Ultrasound

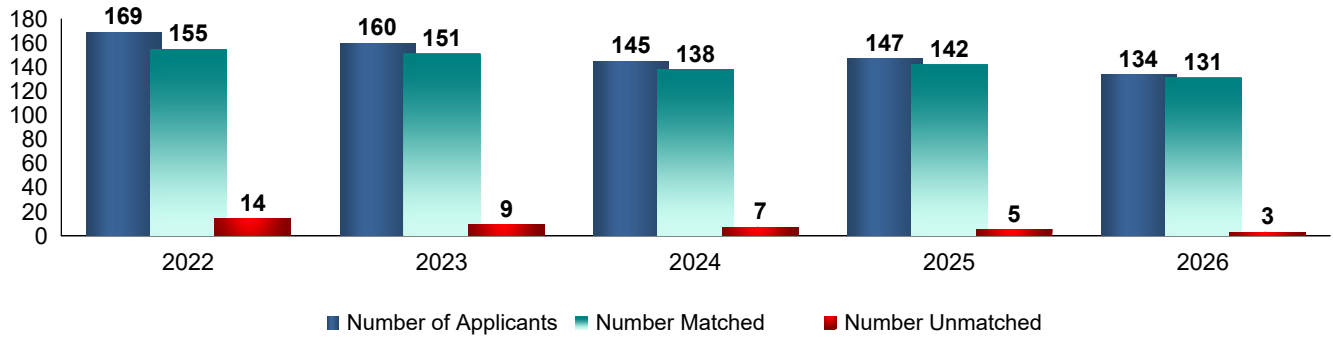
### Programs



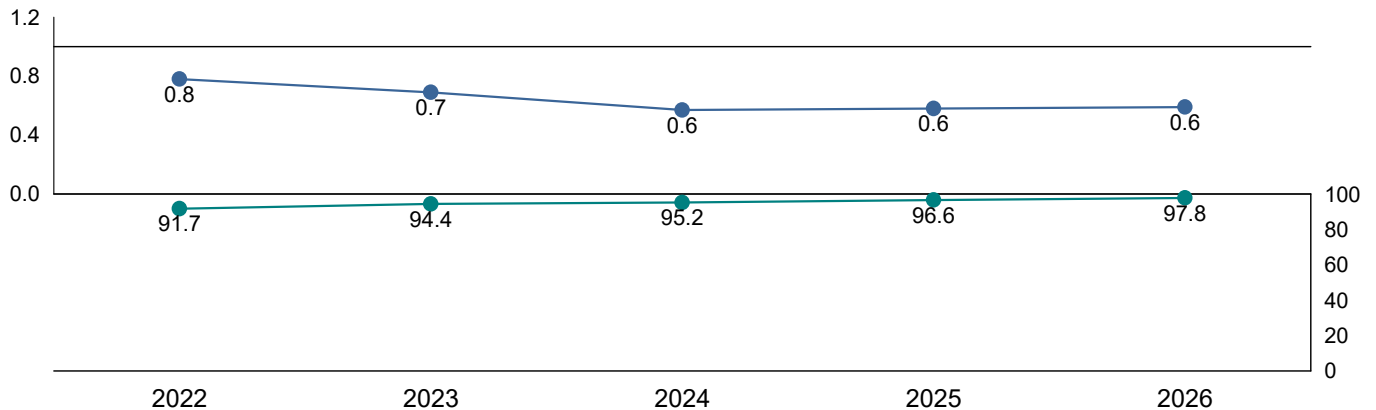
### Positions



### Applicants



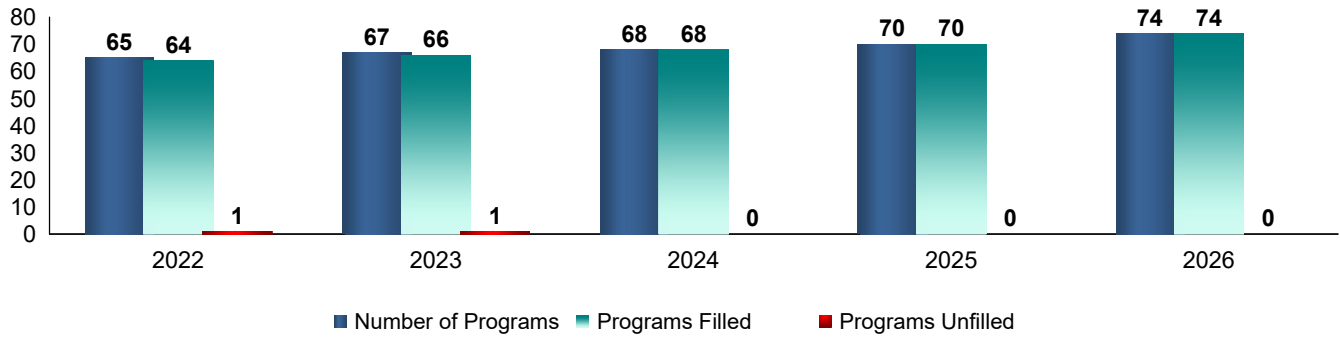
### Number of Applicants Per Position and Percent of Applicants Matched



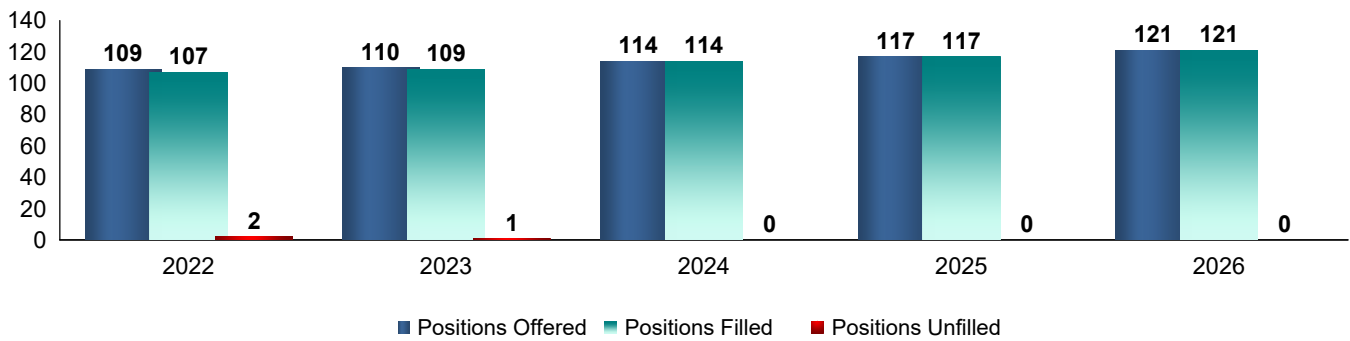
# Fellowship Match Trends by Specialty and Appointment Year

## Colon and Rectal Surgery

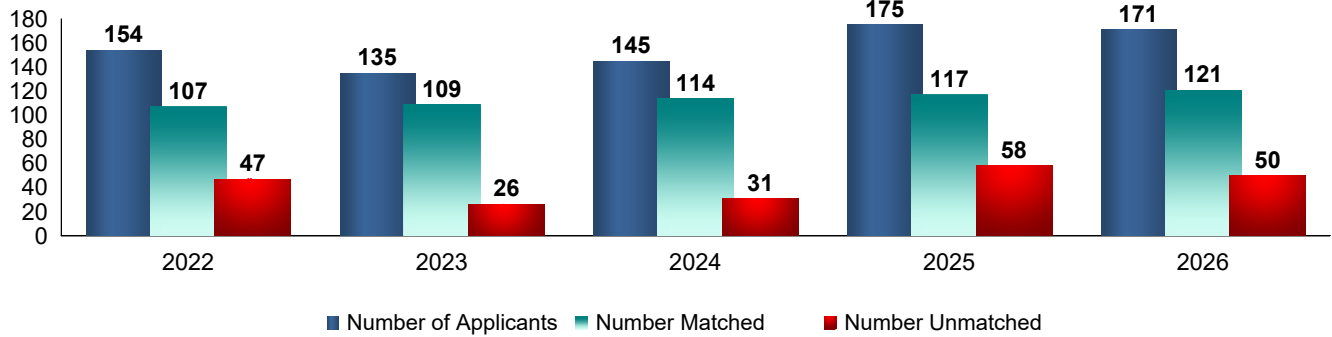
### Programs



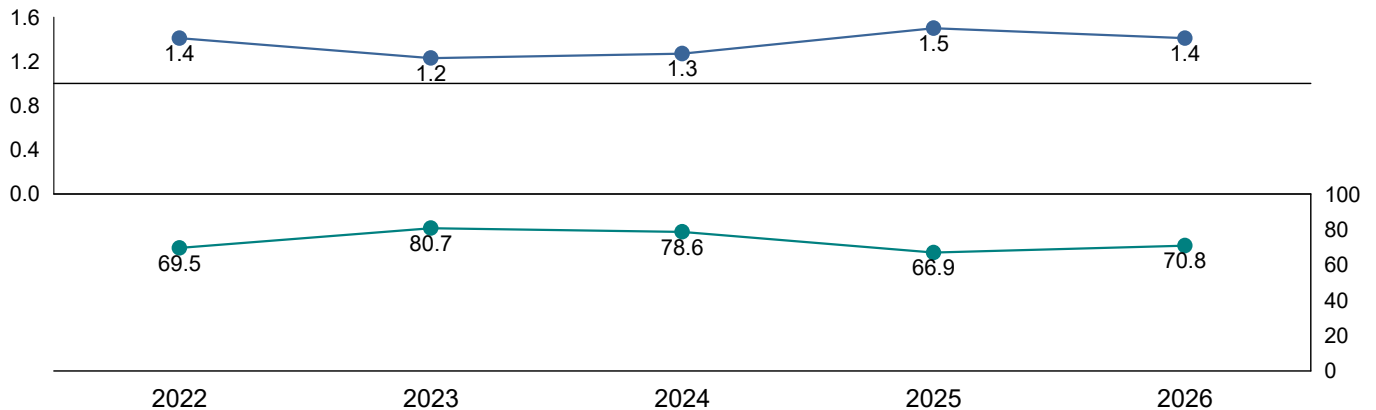
### Positions



### Applicants



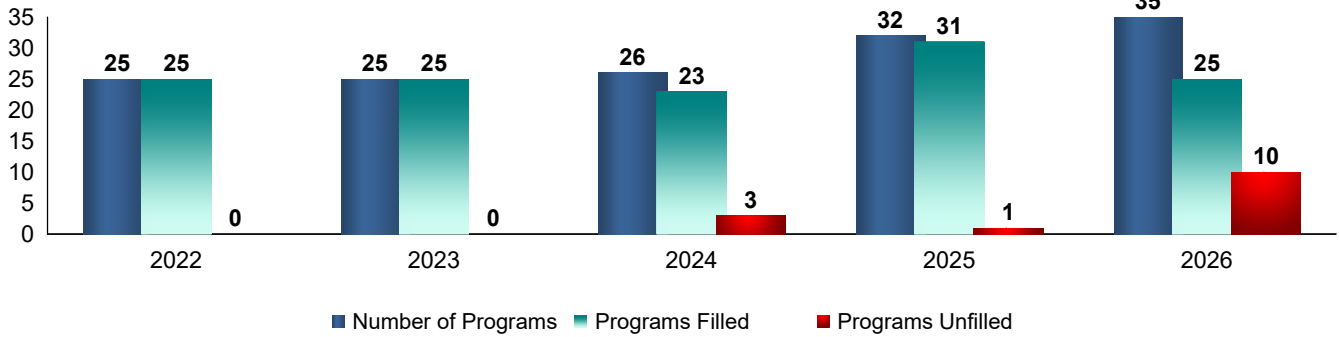
### Number of Applicants Per Position and Percent of Applicants Matched



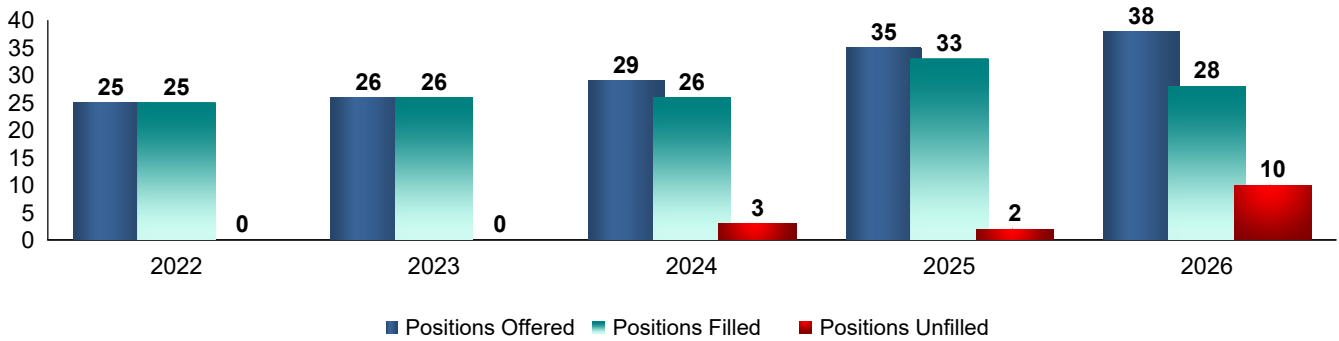
# Fellowship Match Trends by Specialty and Appointment Year

## Complex Family Planning

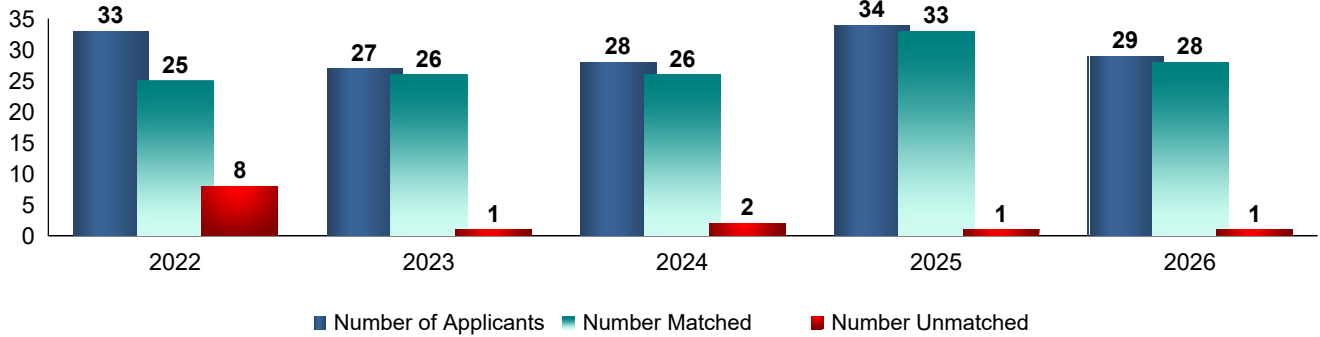
### Programs



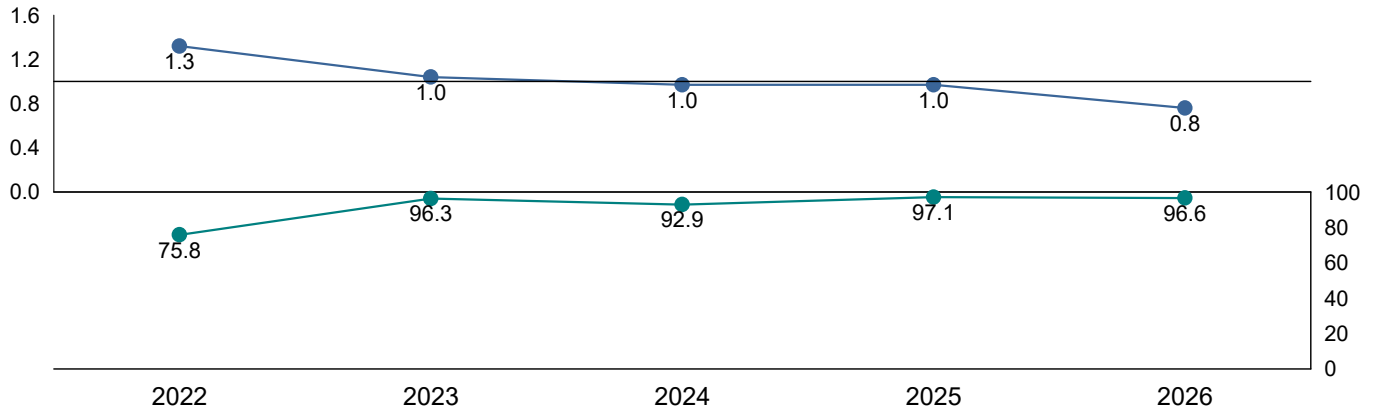
### Positions



### Applicants



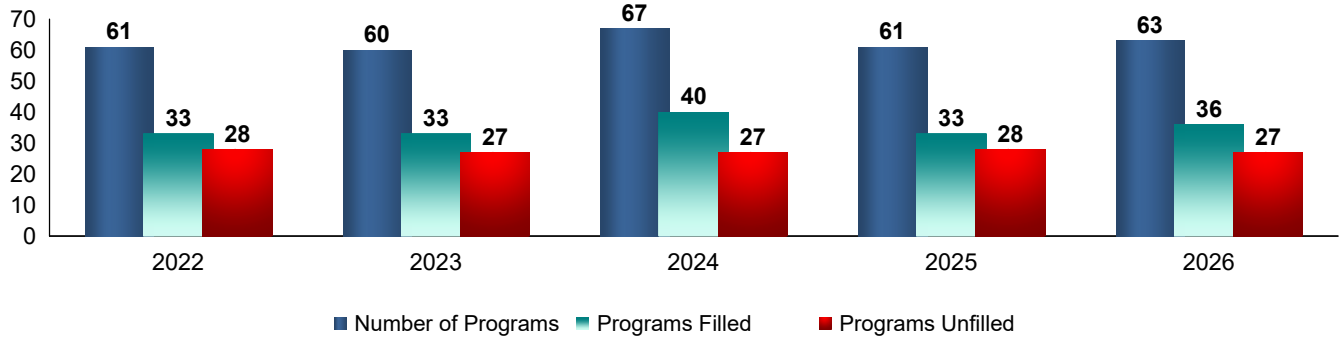
### Number of Applicants Per Position and Percent of Applicants Matched



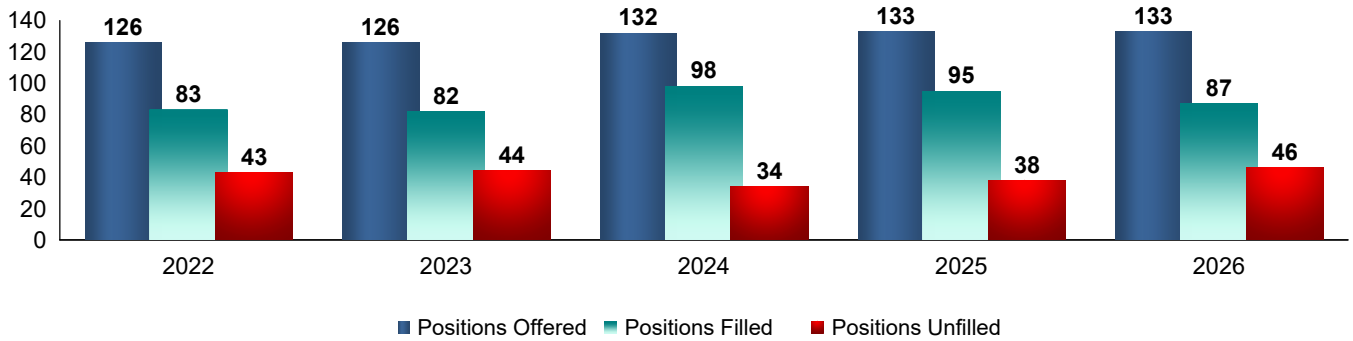
# Fellowship Match Trends by Specialty and Appointment Year

## Consultation-Liaison Psychiatry

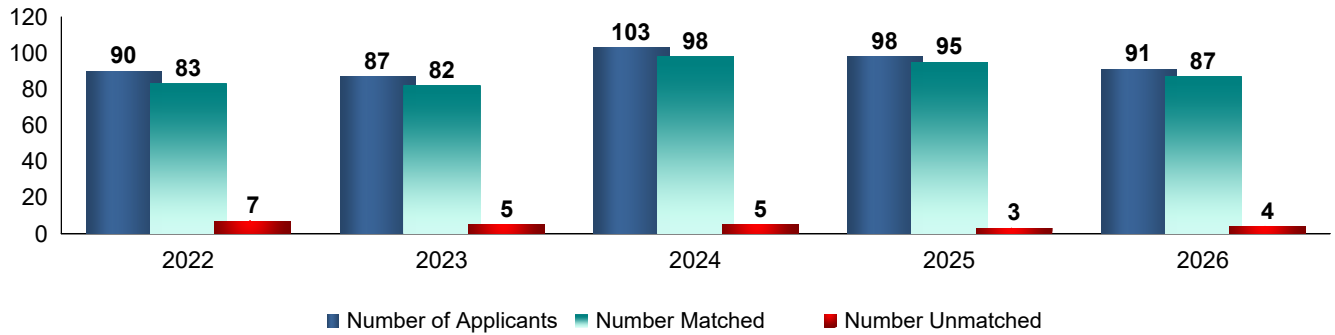
### Programs



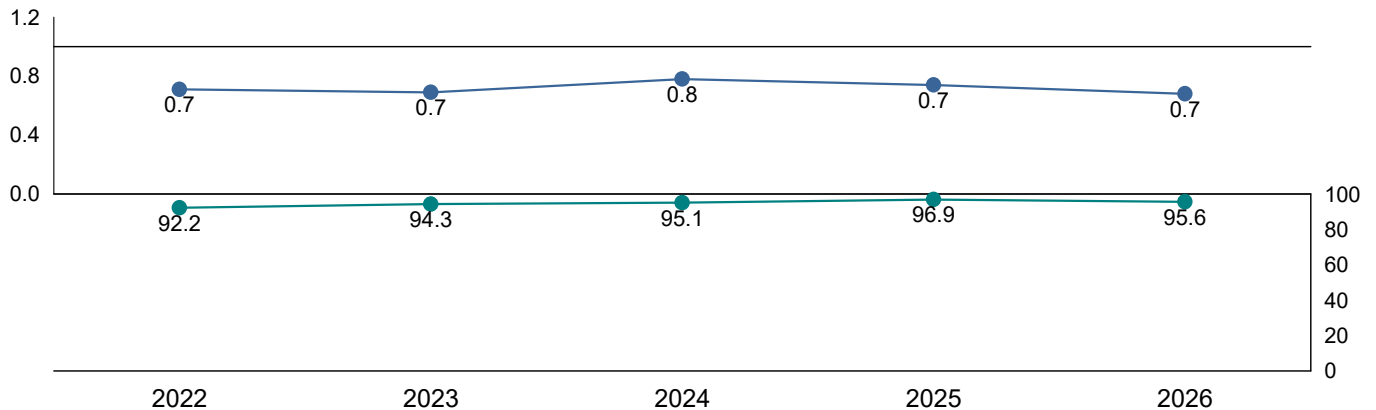
### Positions



### Applicants



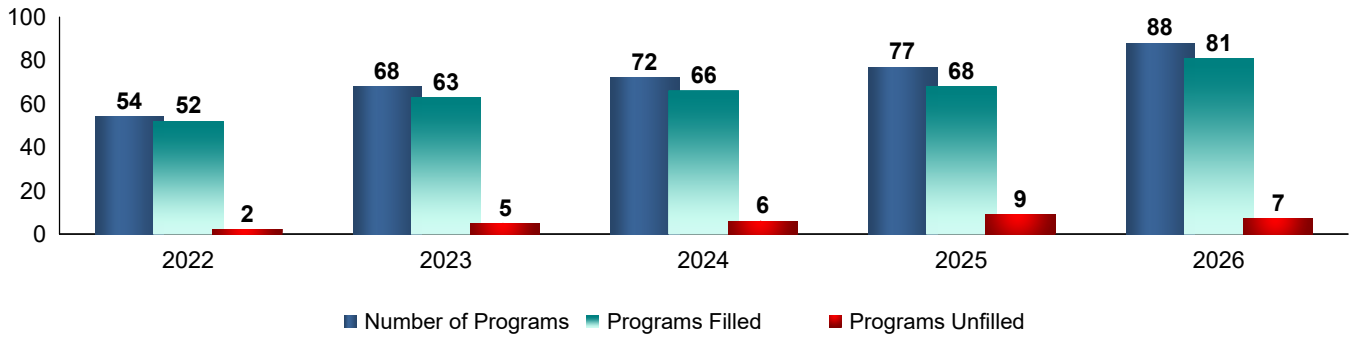
### Number of Applicants Per Position and Percent of Applicants Matched



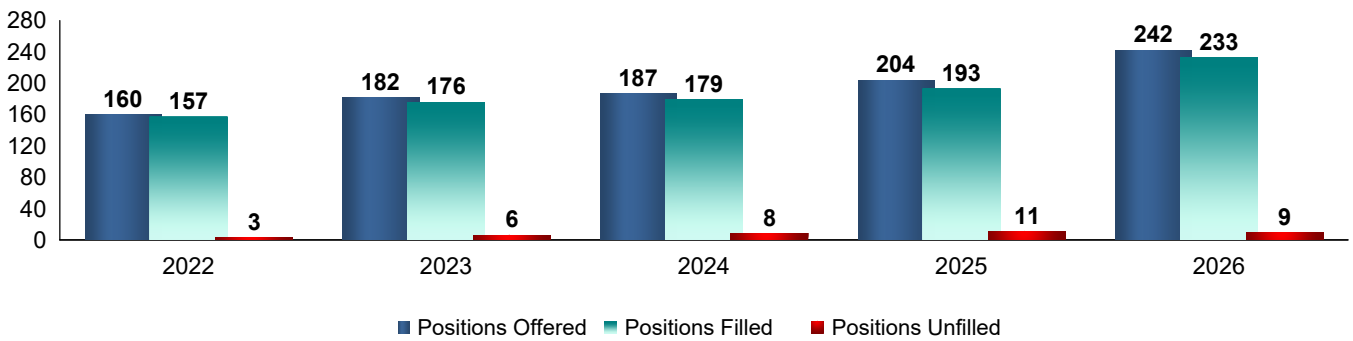
# Fellowship Match Trends by Specialty and Appointment Year

## Critical Care Medicine

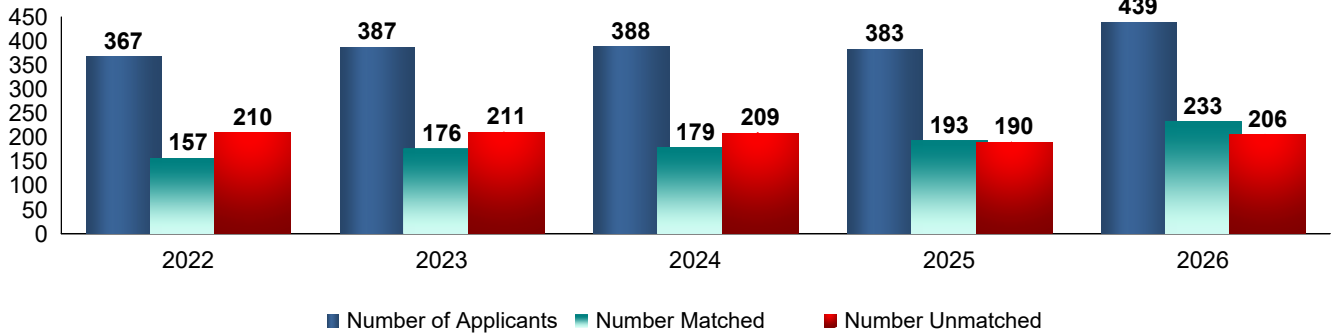
### Programs



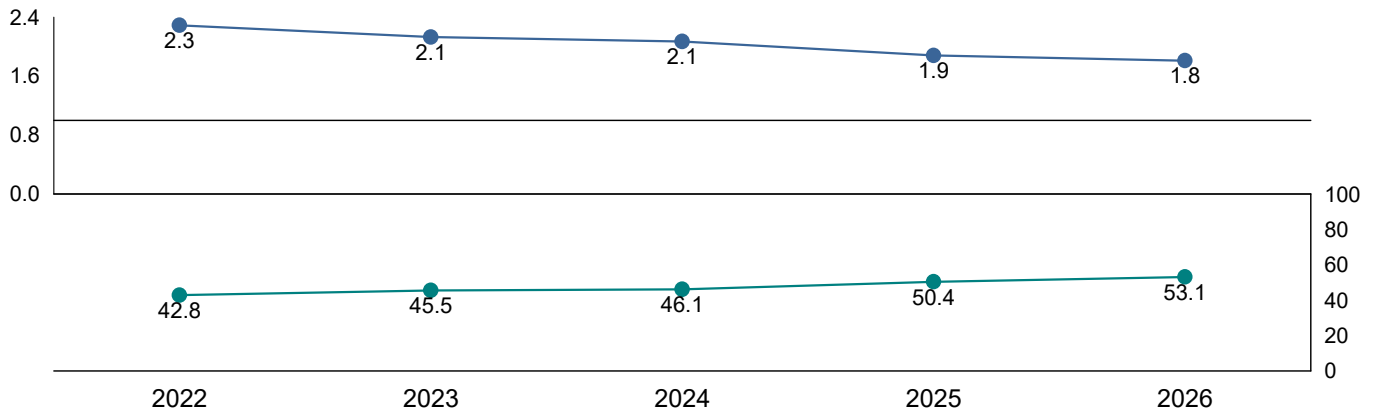
### Positions



### Applicants



### Number of Applicants Per Position and Percent of Applicants Matched

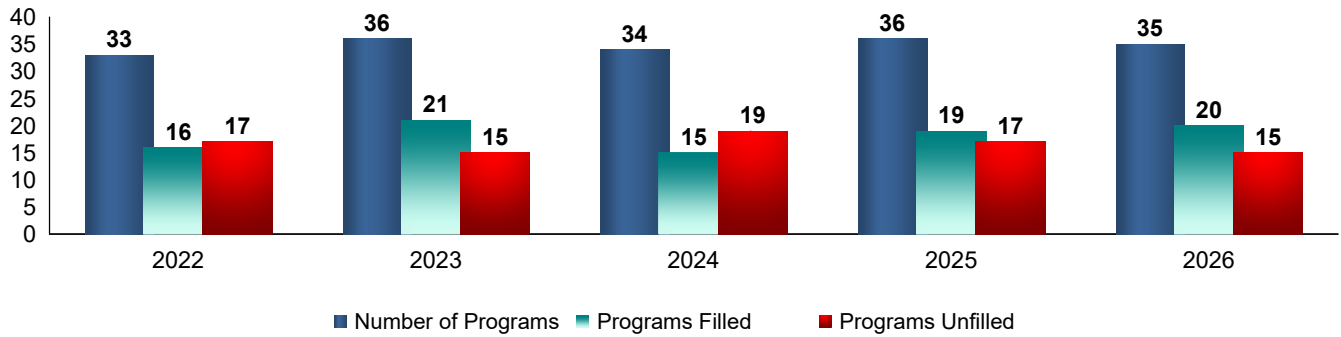


Began participation in the SMS for appointment year 2022.

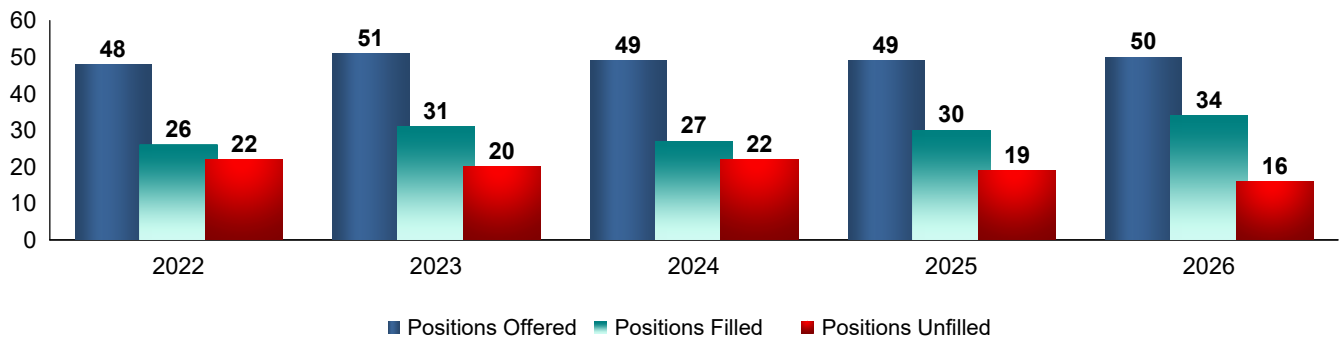
# Fellowship Match Trends by Specialty and Appointment Year

## Developmental and Behavioral Pediatrics

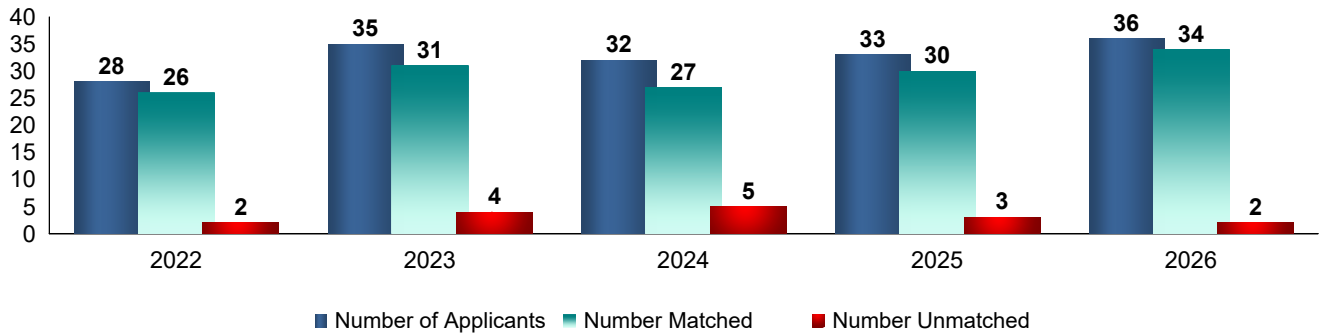
### Programs



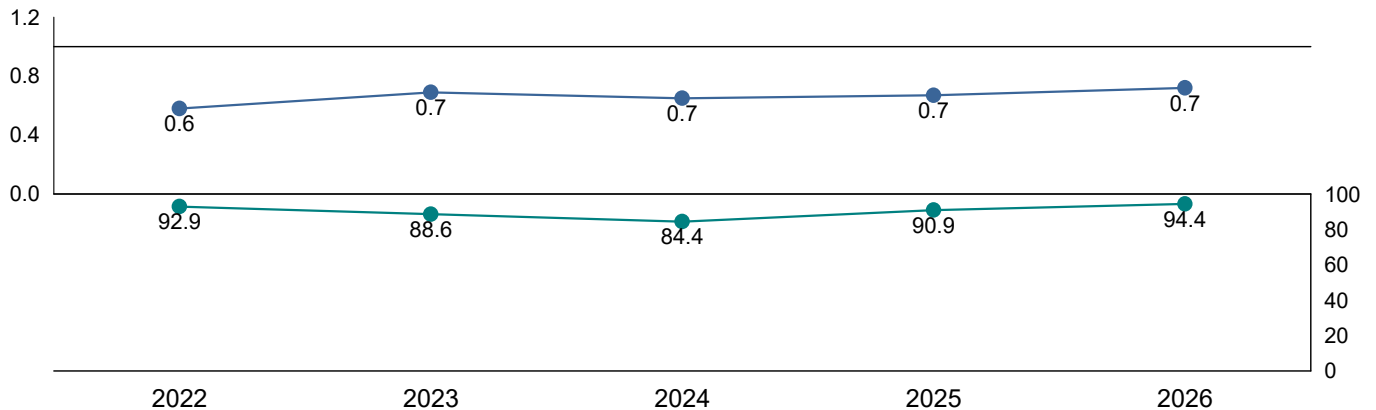
### Positions



### Applicants



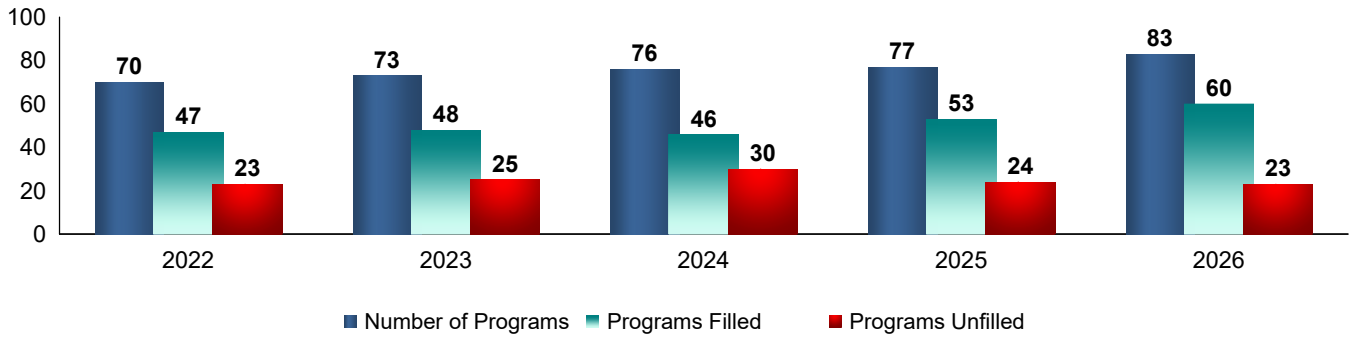
### Number of Applicants Per Position and Percent of Applicants Matched



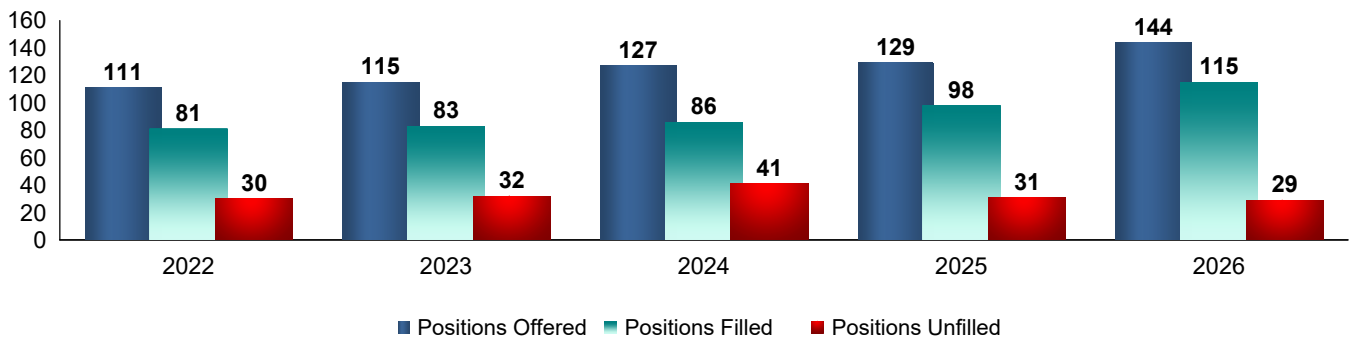
# Fellowship Match Trends by Specialty and Appointment Year

## Emergency Medical Services

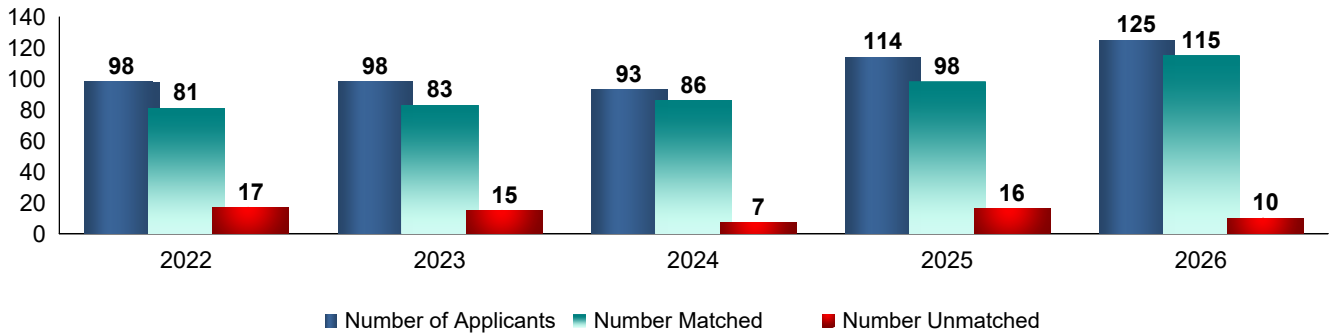
### Programs



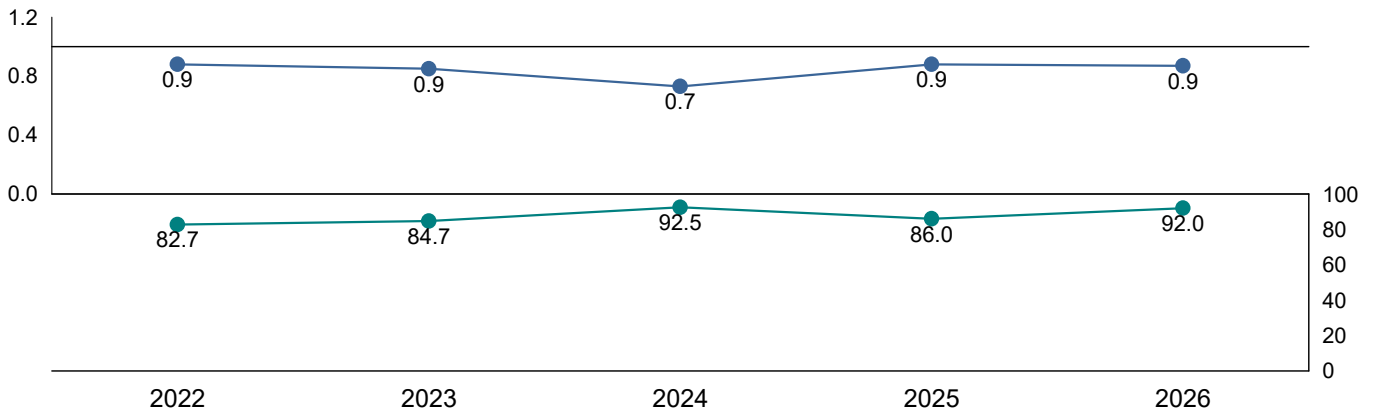
### Positions



### Applicants



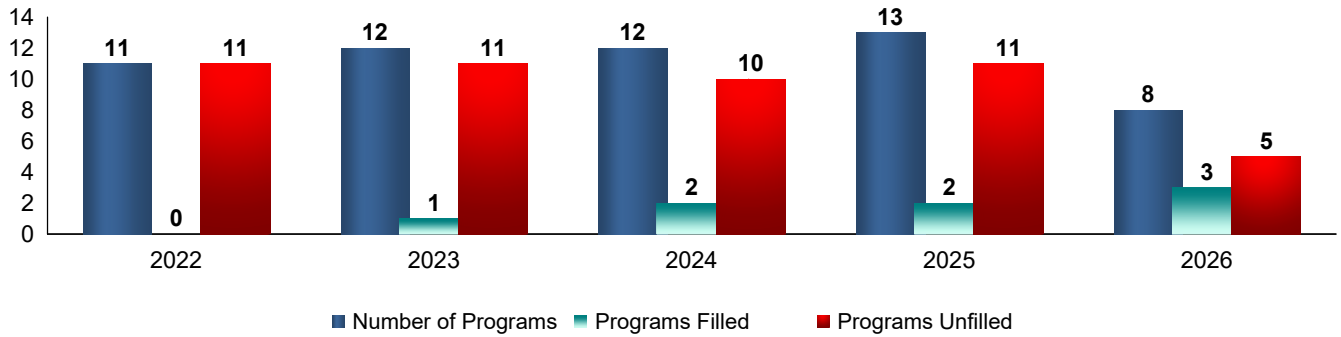
### Number of Applicants Per Position and Percent of Applicants Matched



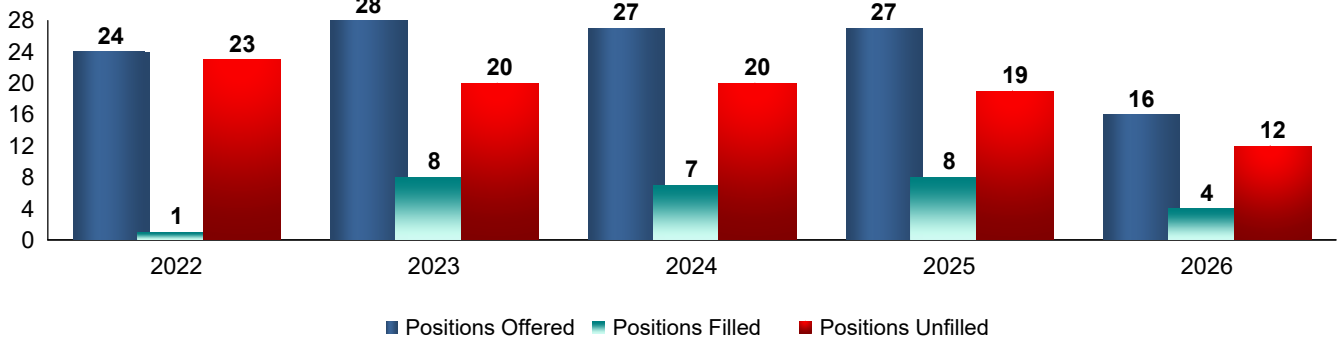
# Fellowship Match Trends by Specialty and Appointment Year

## Emergency Radiology

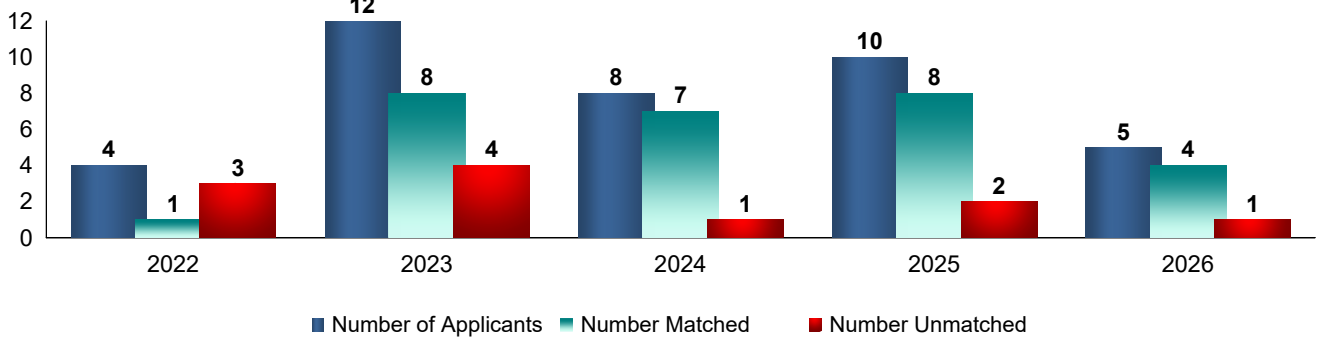
### Programs



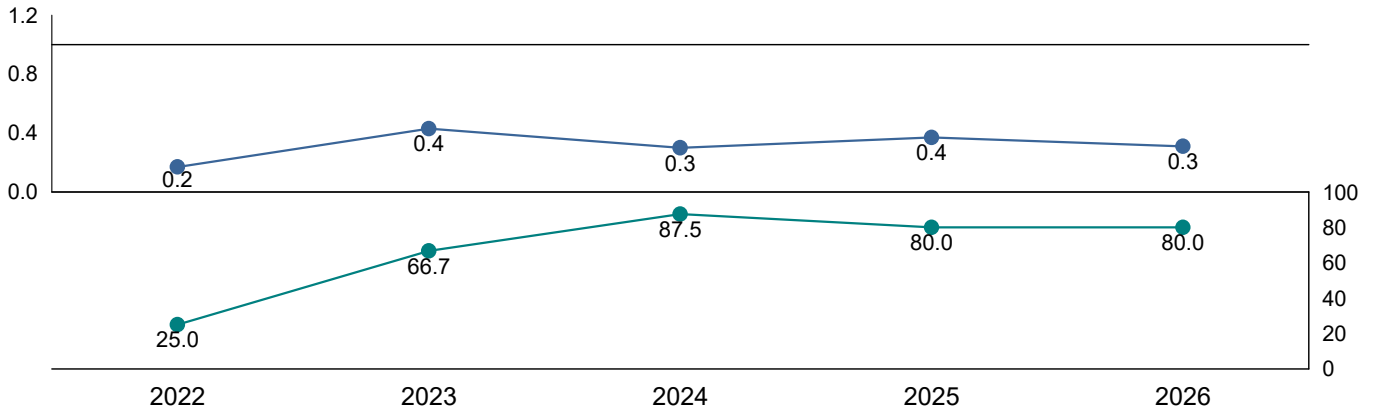
### Positions



### Applicants



### Number of Applicants Per Position and Percent of Applicants Matched

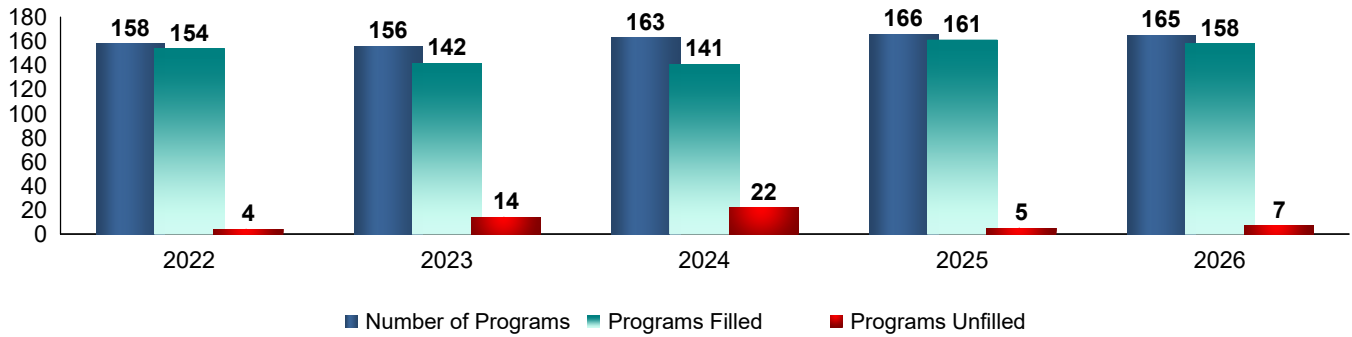


Began participation in the SMS for appointment year 2022.

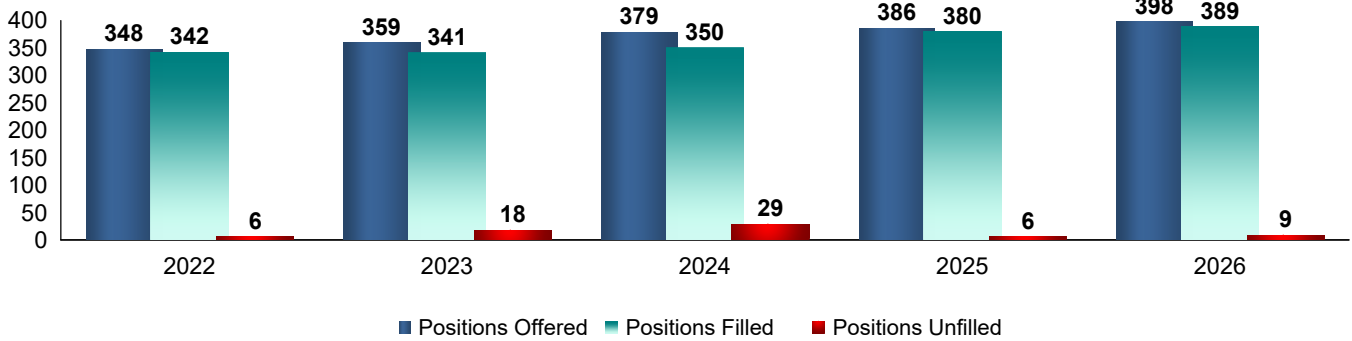
# Fellowship Match Trends by Specialty and Appointment Year

## Endocrinology, Diabetes, and Metabolism

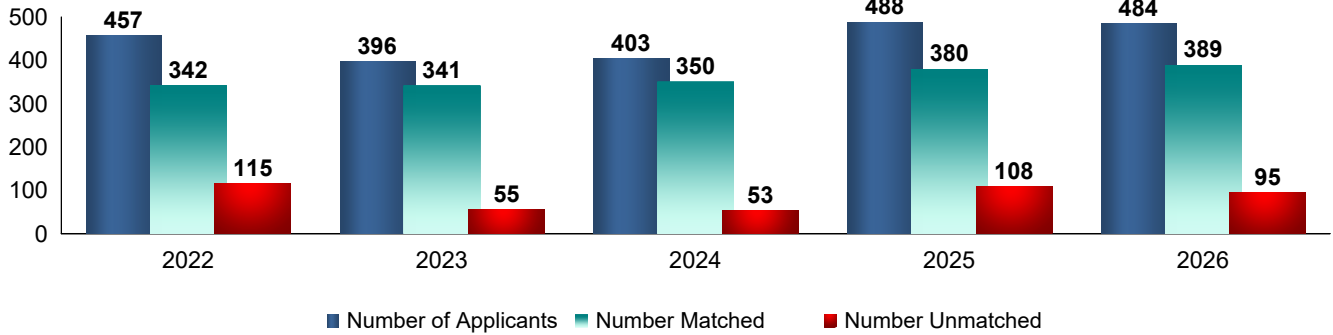
### Programs



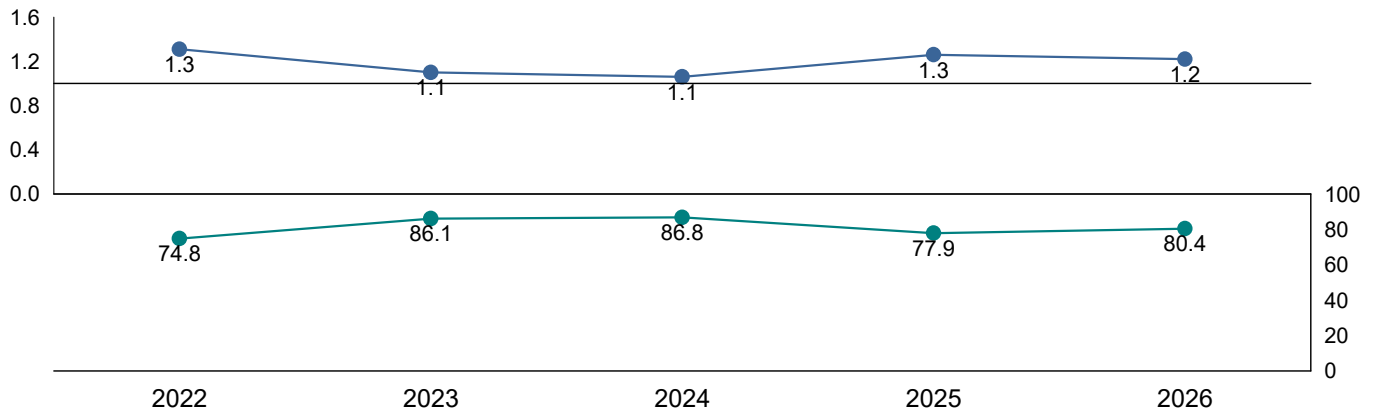
### Positions



### Applicants



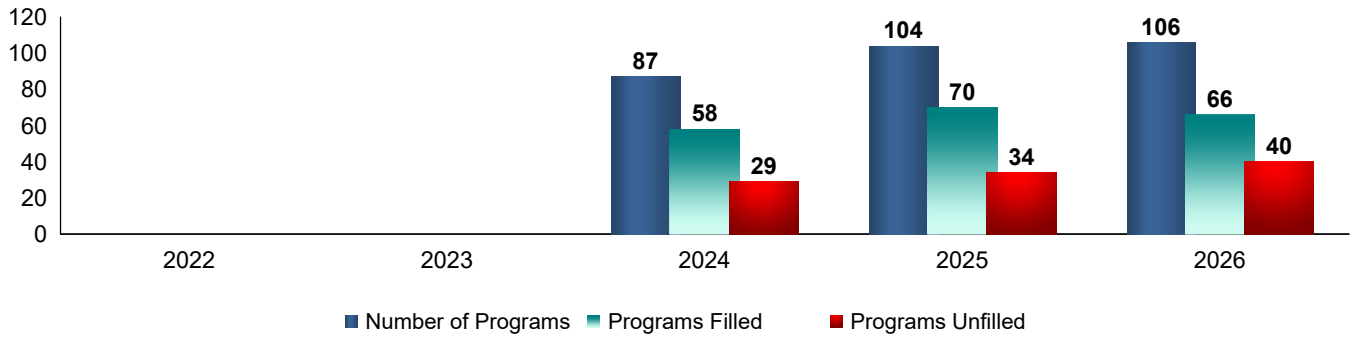
### Number of Applicants Per Position and Percent of Applicants Matched



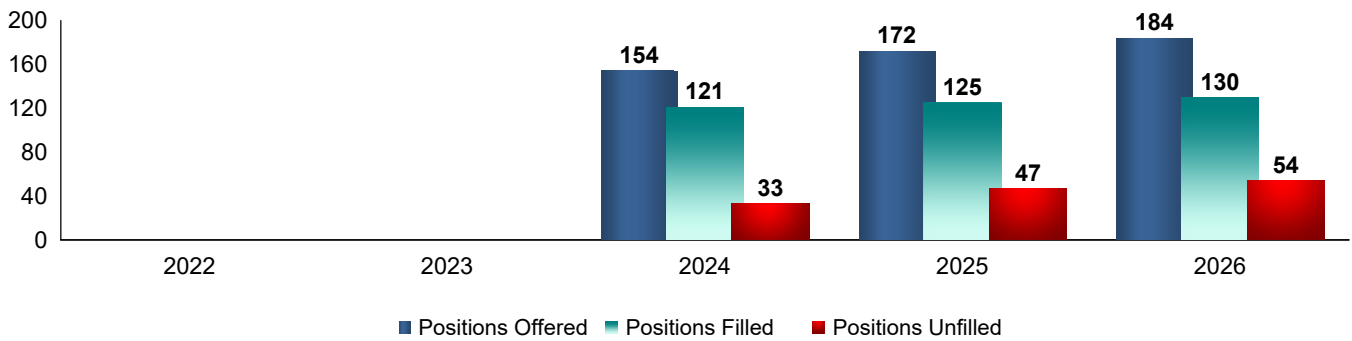
# Fellowship Match Trends by Specialty and Appointment Year

## Epilepsy

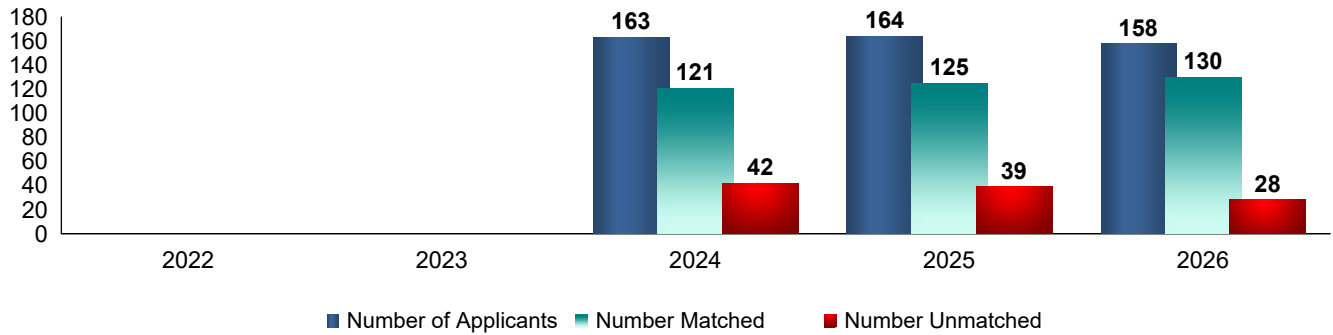
### Programs



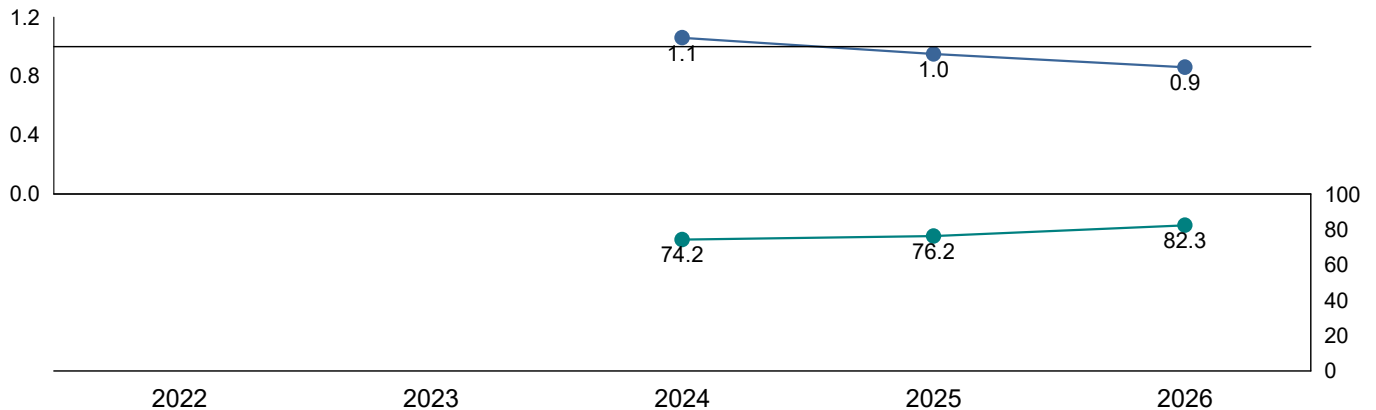
### Positions



### Applicants



### Number of Applicants Per Position and Percent of Applicants Matched

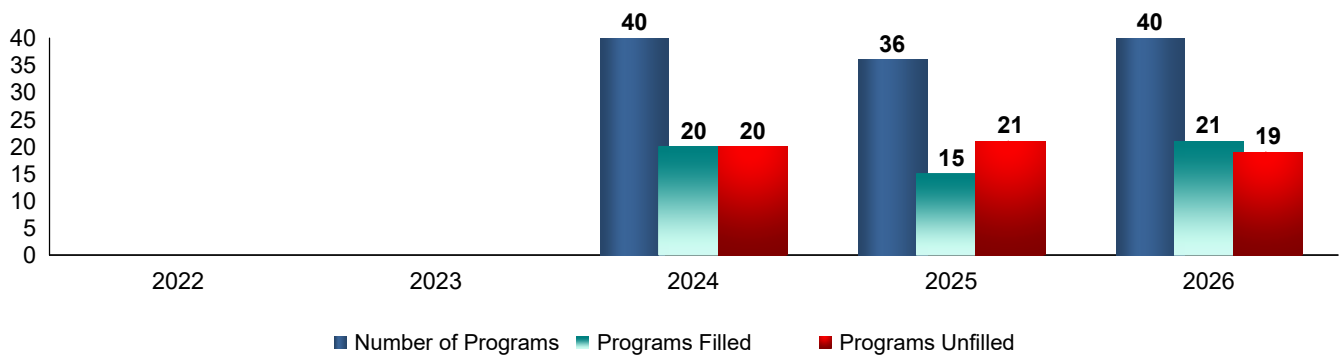


Began participation in the SMS for appointment year 2024.

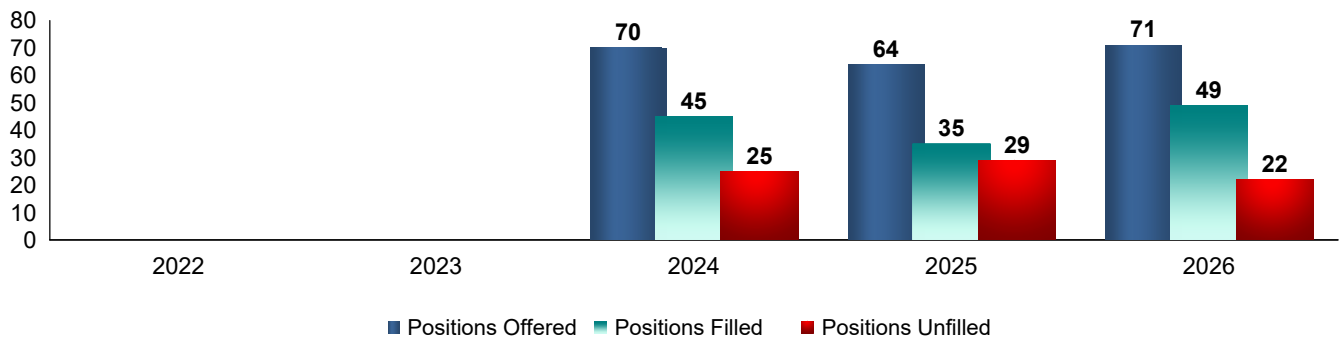
# Fellowship Match Trends by Specialty and Appointment Year

## Forensic Pathology

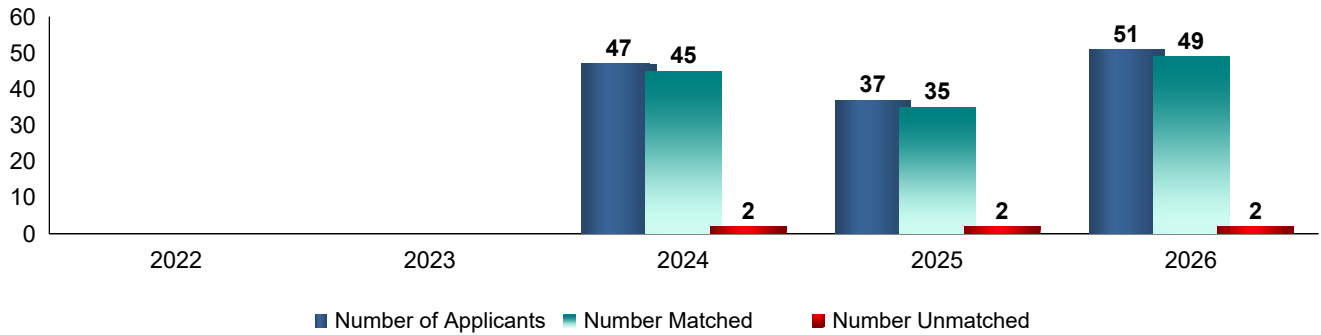
### Programs



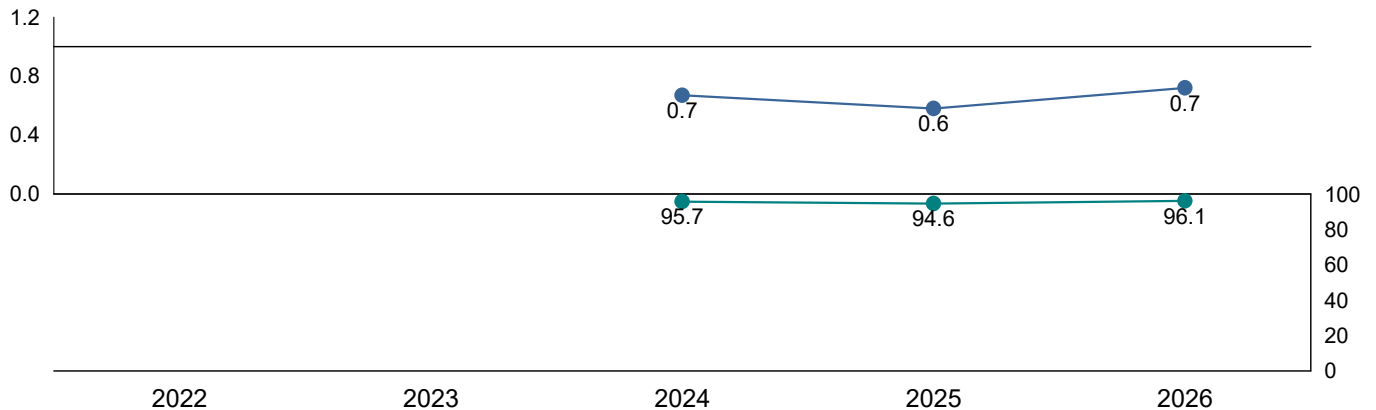
### Positions



### Applicants



### Number of Applicants Per Position and Percent of Applicants Matched

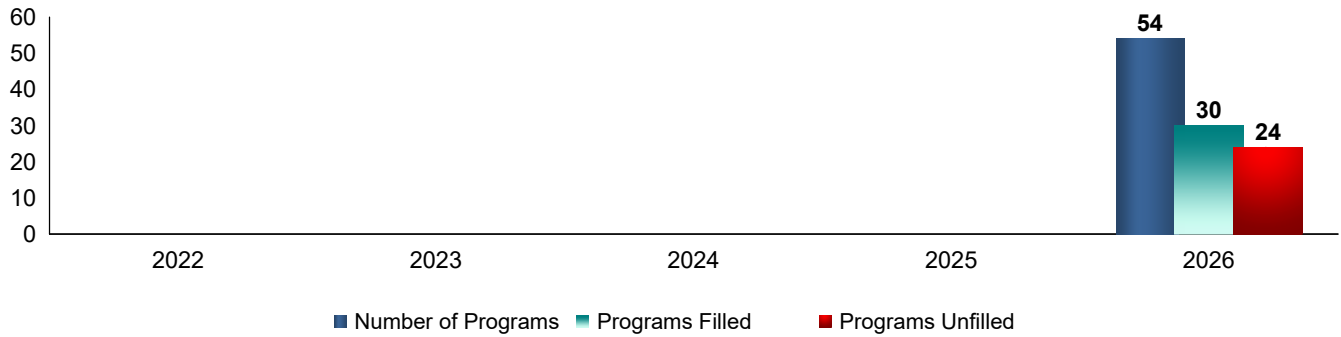


Began participation in the SMS for appointment year 2024.

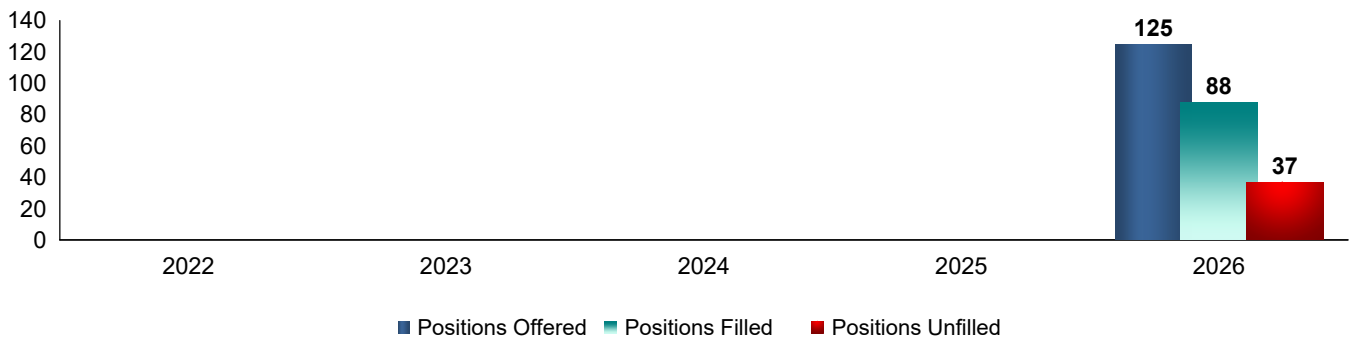
# Fellowship Match Trends by Specialty and Appointment Year

## Forensic Psychiatry

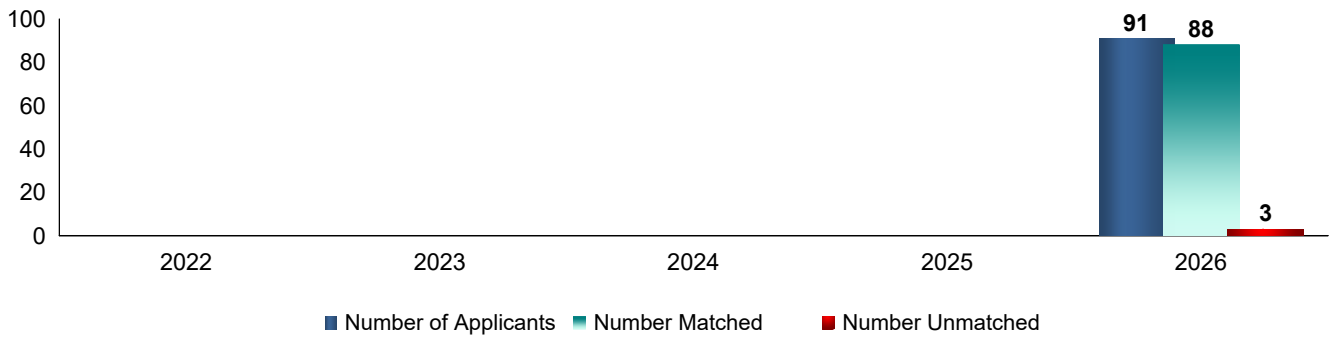
### Programs



### Positions



### Applicants



### Number of Applicants Per Position and Percent of Applicants Matched

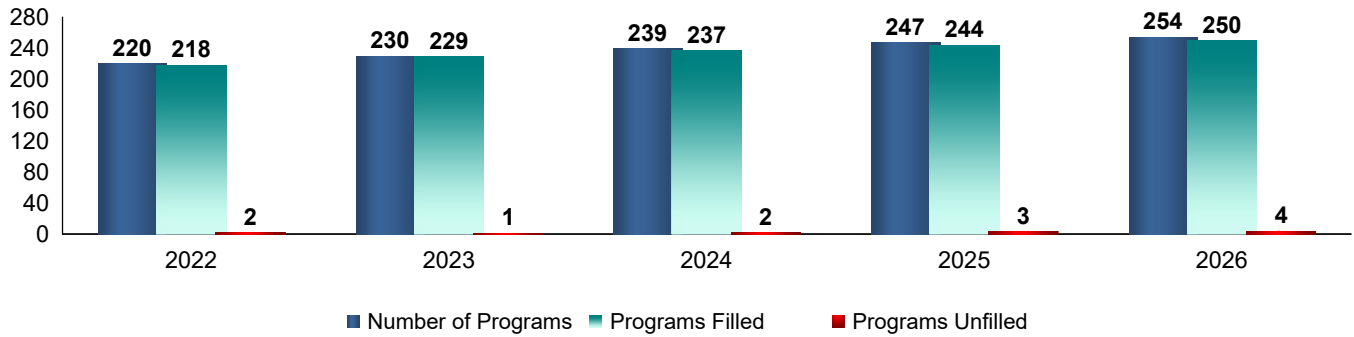


Began participation in the SMS for appointment year 2026.

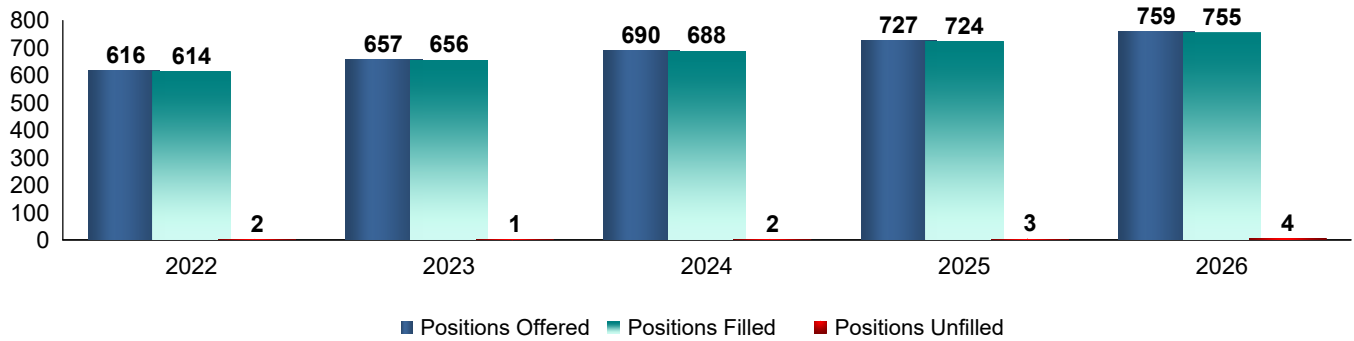
# Fellowship Match Trends by Specialty and Appointment Year

## Gastroenterology

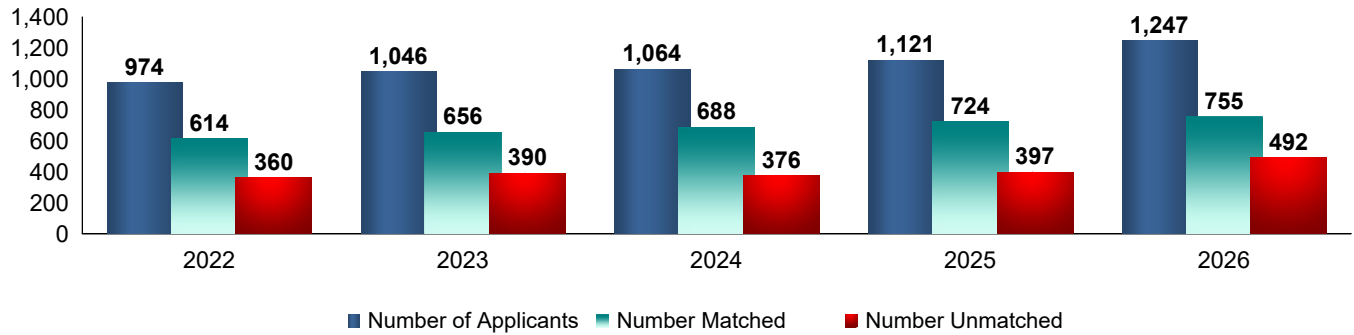
### Programs



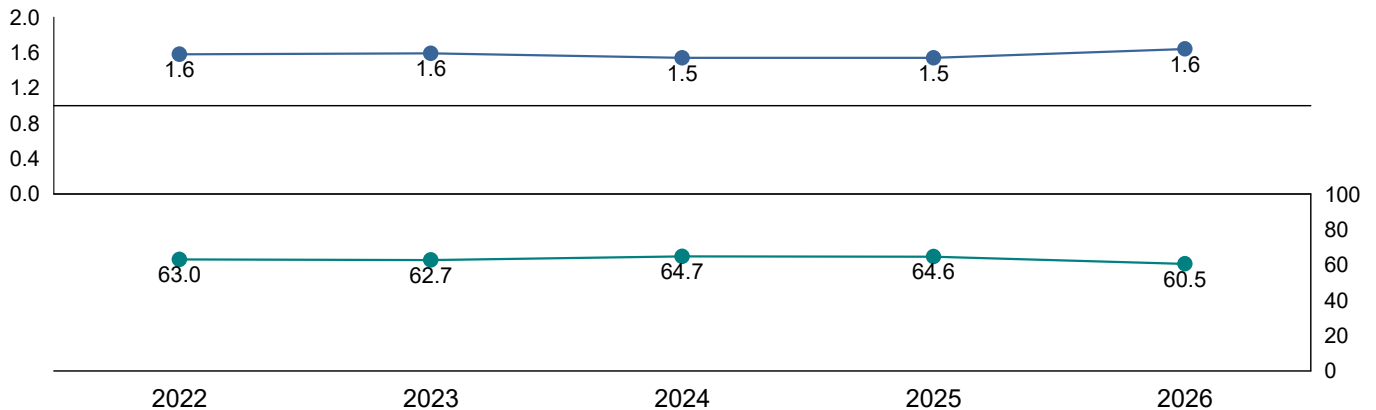
### Positions



### Applicants



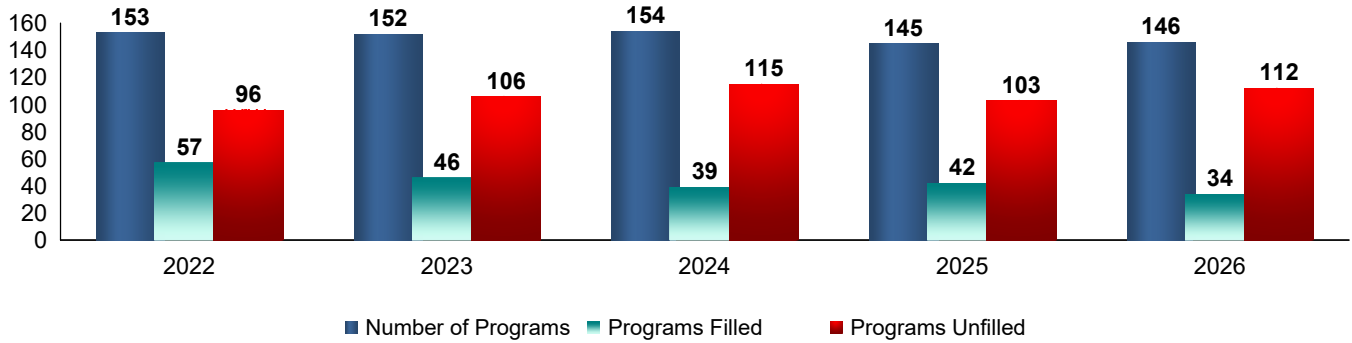
### Number of Applicants Per Position and Percent of Applicants Matched



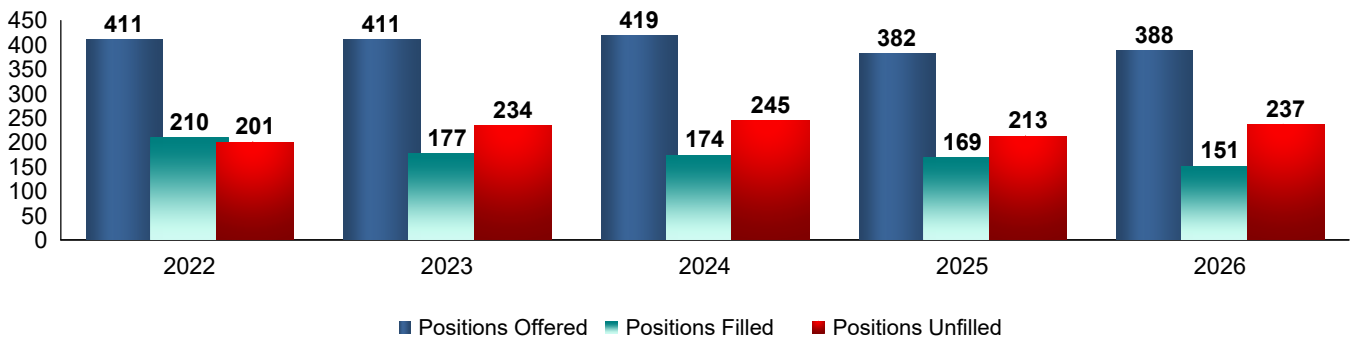
# Fellowship Match Trends by Specialty and Appointment Year

## Geriatric Medicine

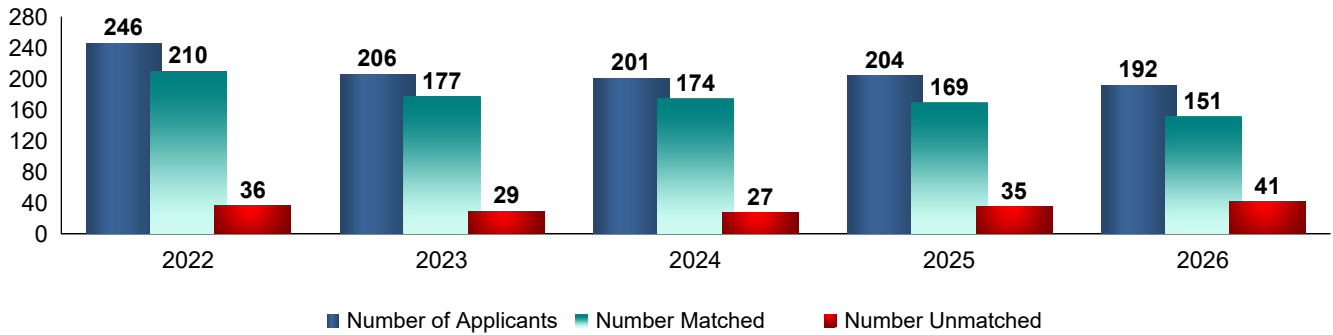
### Programs



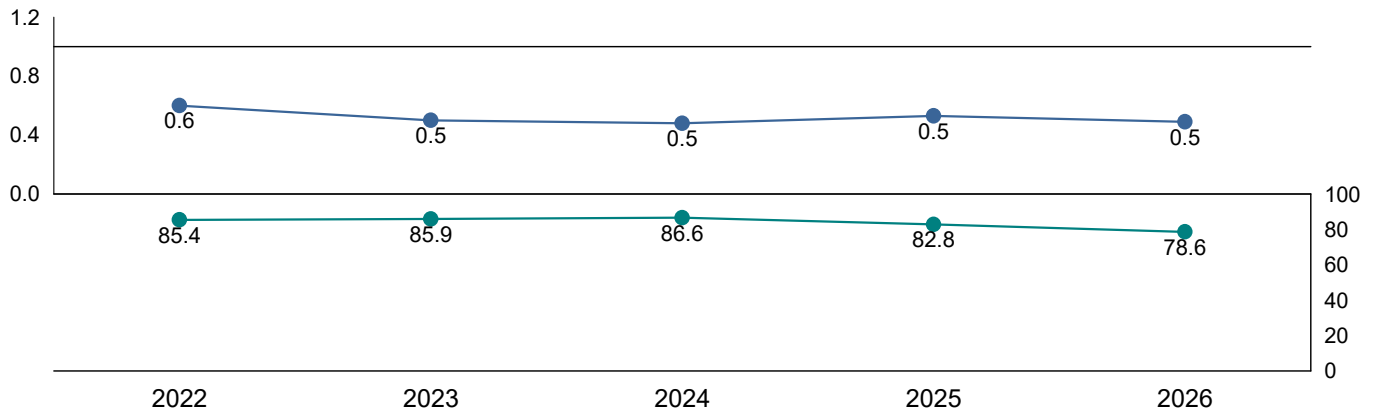
### Positions



### Applicants



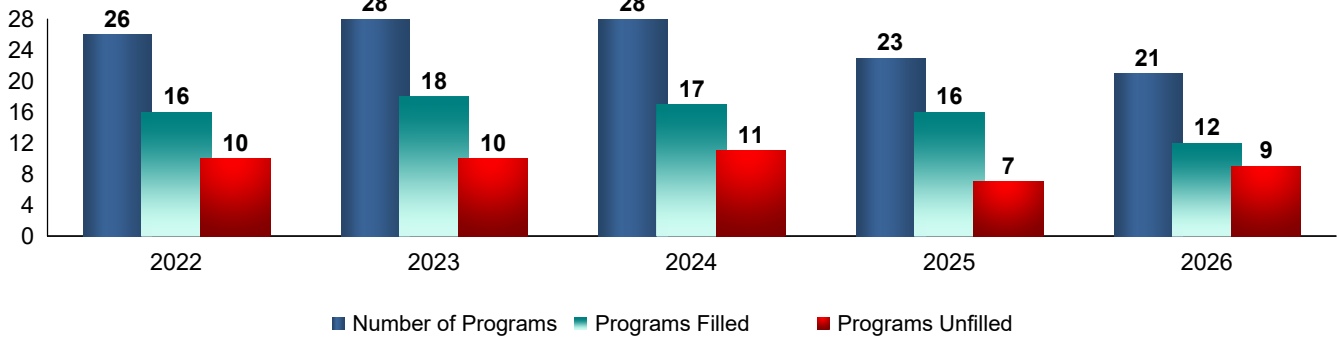
### Number of Applicants Per Position and Percent of Applicants Matched



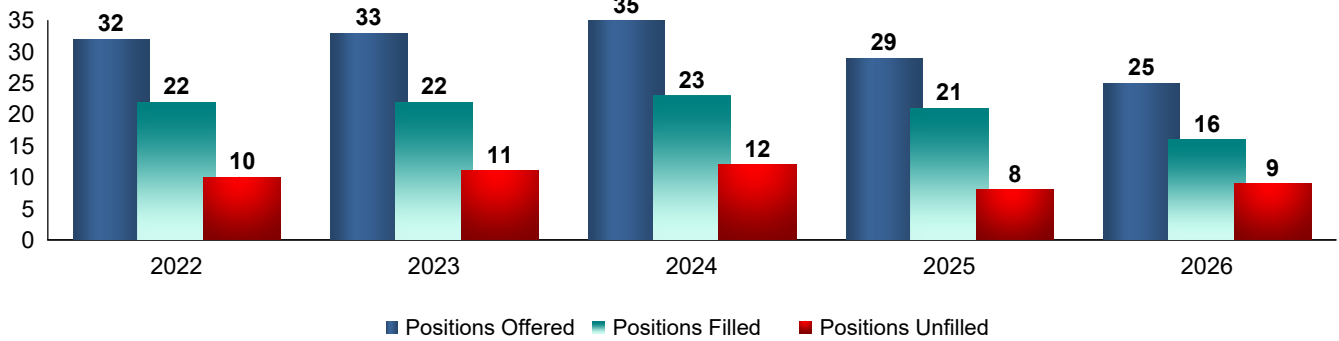
# Fellowship Match Trends by Specialty and Appointment Year

## Global Emergency Medicine

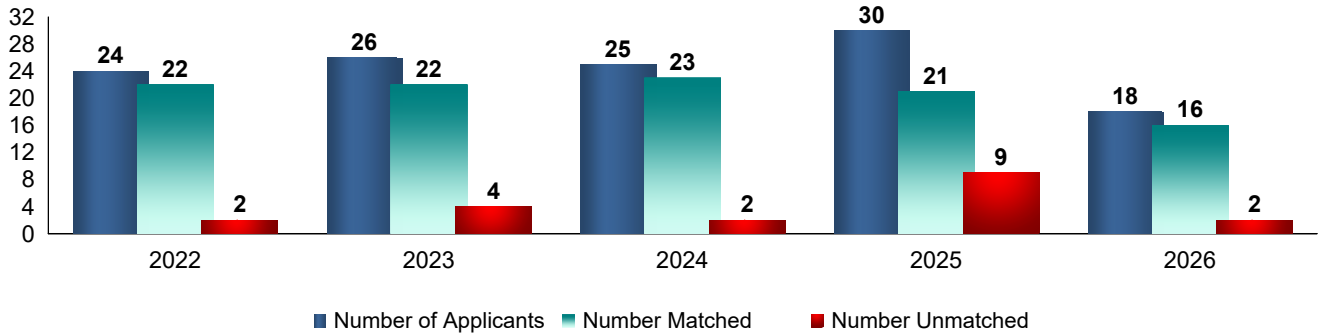
### Programs



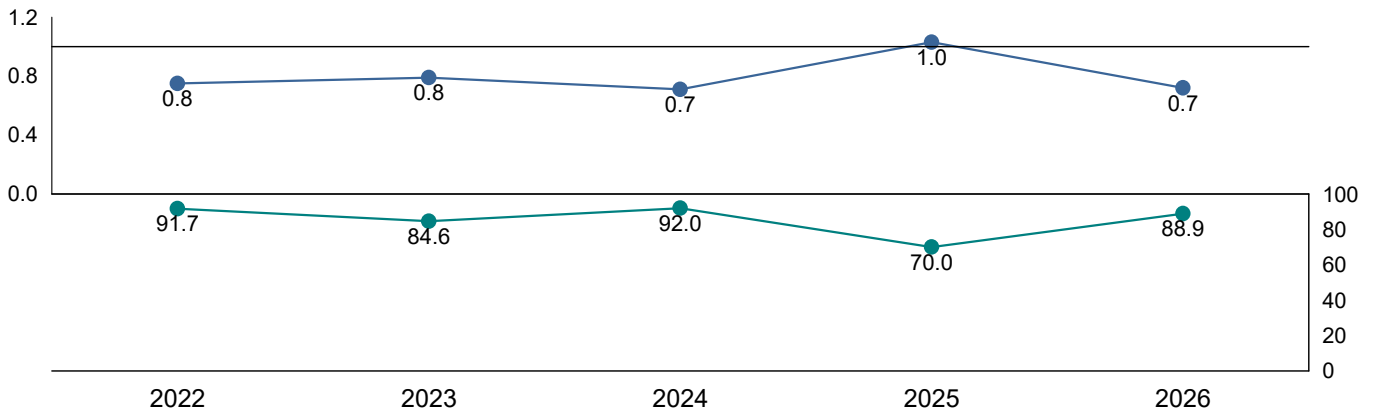
### Positions



### Applicants



### Number of Applicants Per Position and Percent of Applicants Matched

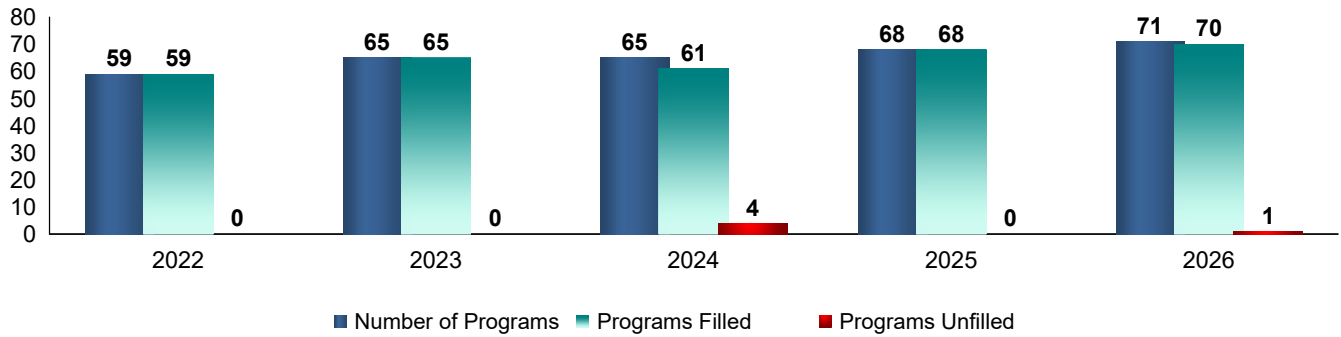


Began participation in the SMS for appointment year 2022.

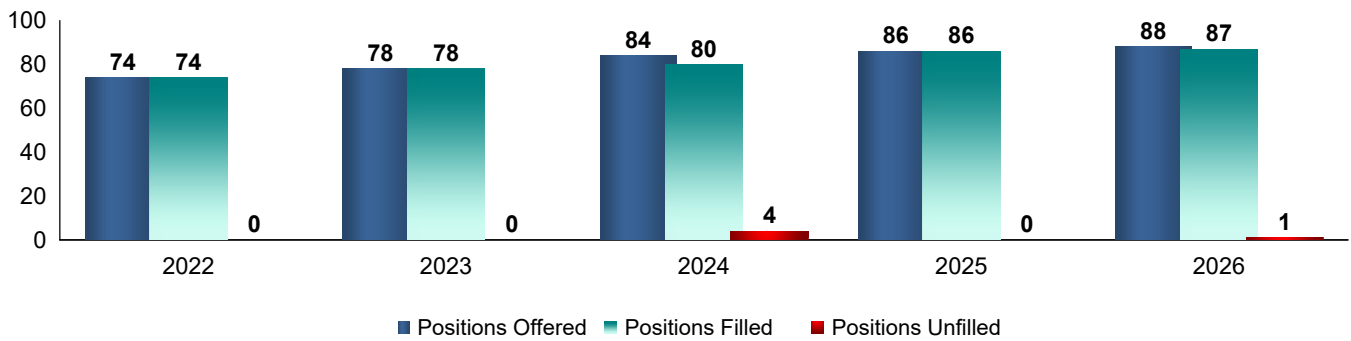
# Fellowship Match Trends by Specialty and Appointment Year

## Gynecologic Oncology

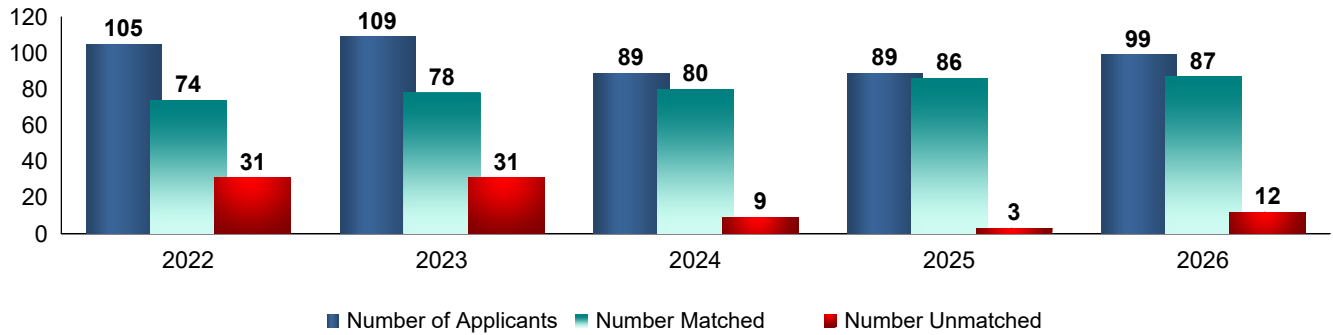
### Programs



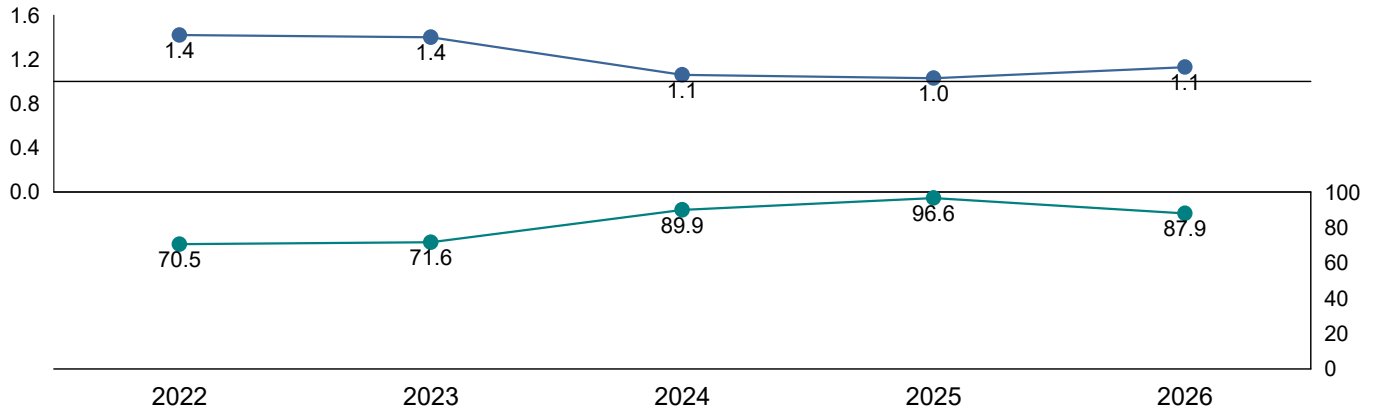
### Positions



### Applicants



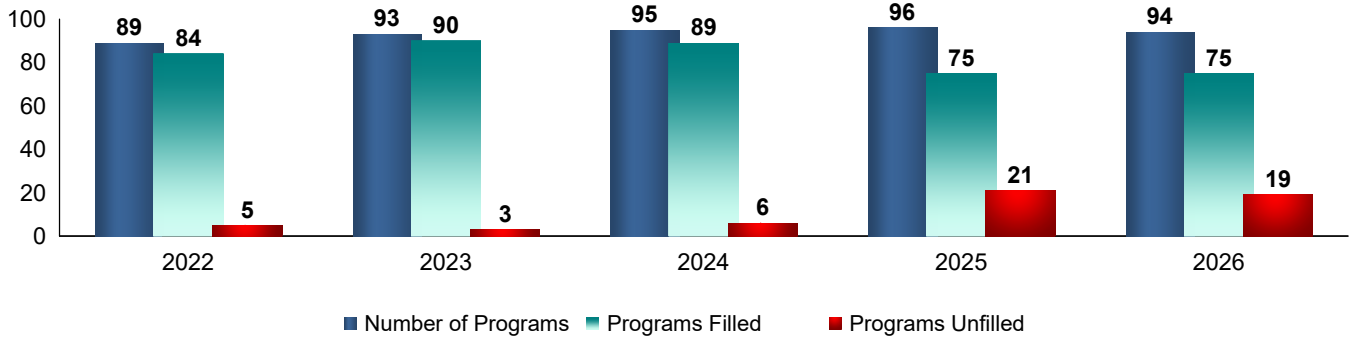
### Number of Applicants Per Position and Percent of Applicants Matched



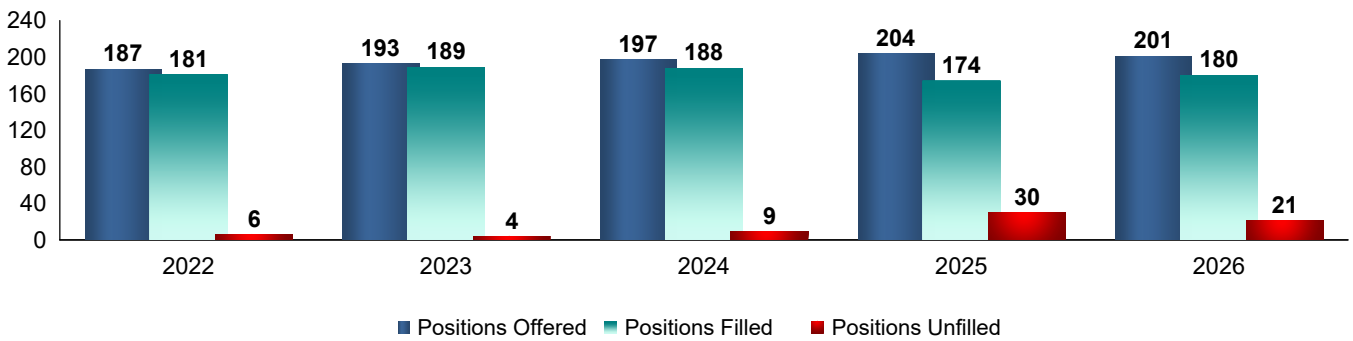
# Fellowship Match Trends by Specialty and Appointment Year

## Hand Surgery

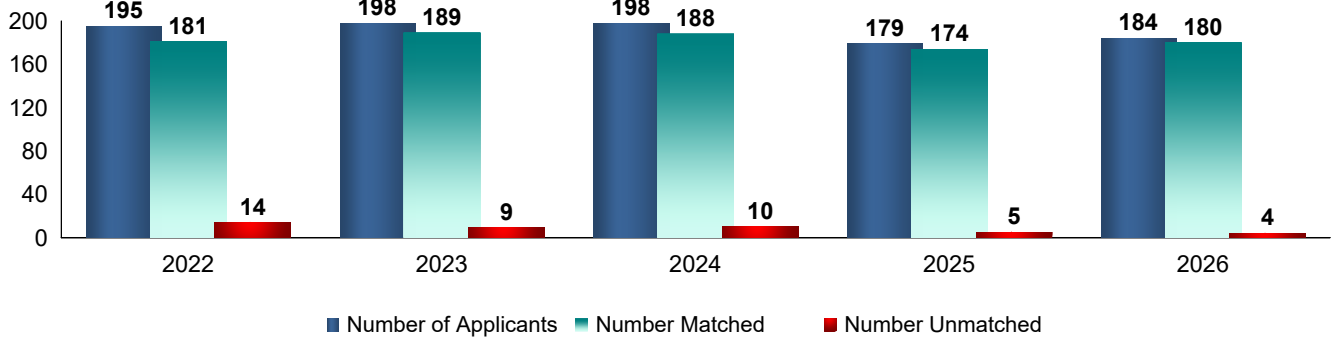
### Programs



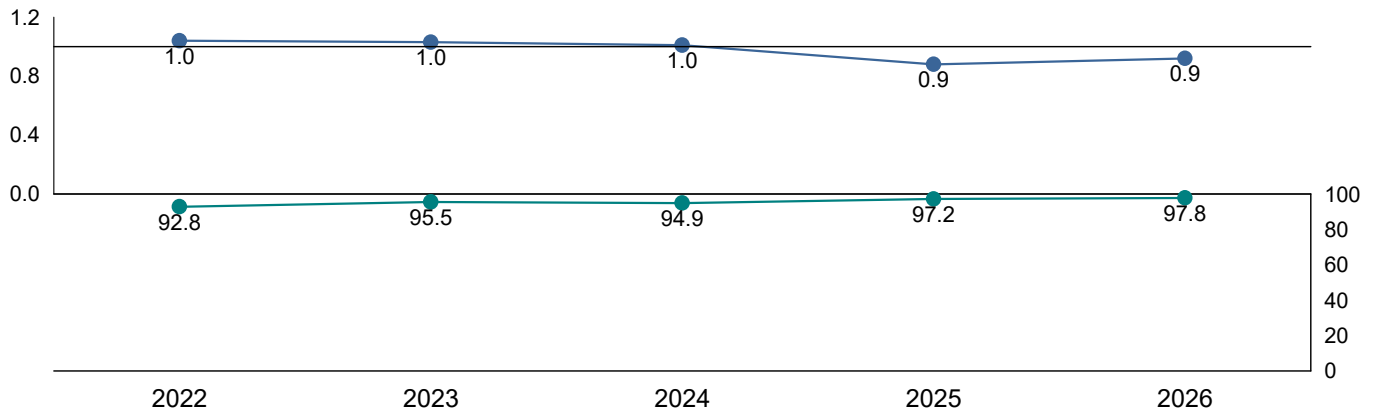
### Positions



### Applicants



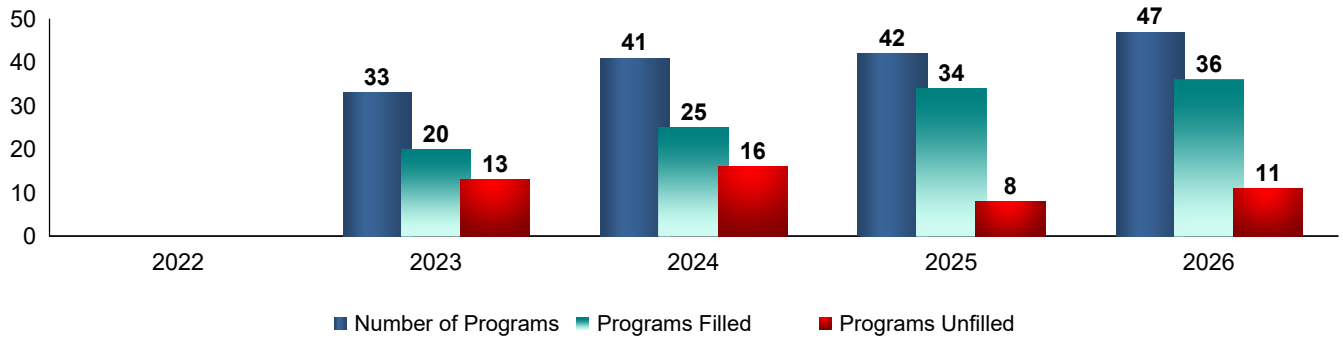
### Number of Applicants Per Position and Percent of Applicants Matched



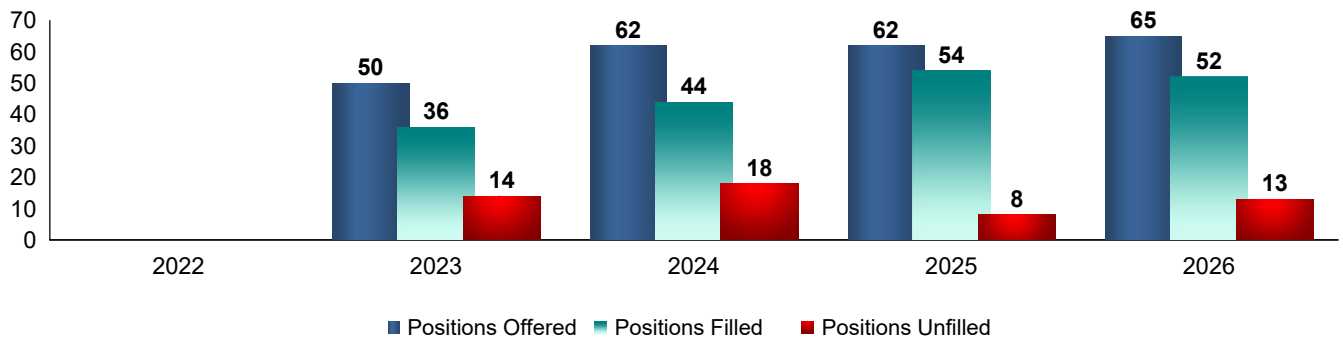
# Fellowship Match Trends by Specialty and Appointment Year

## Headache Medicine

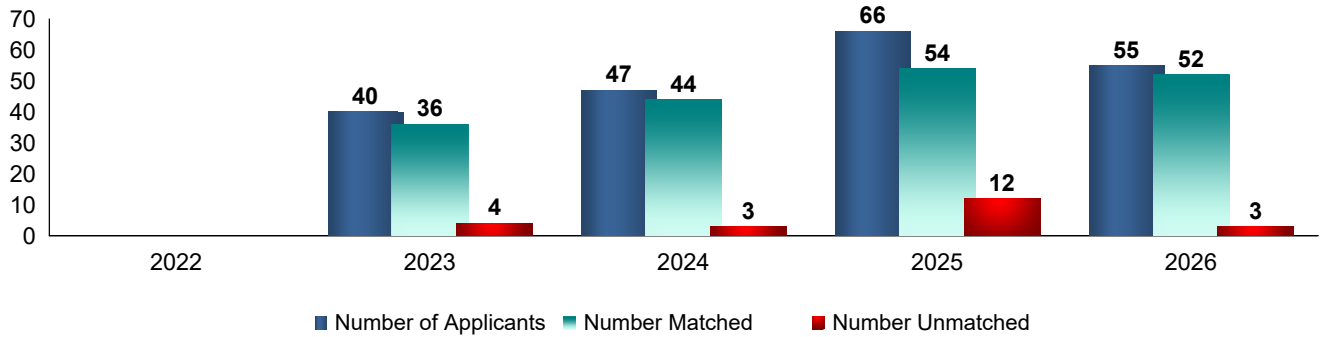
### Programs



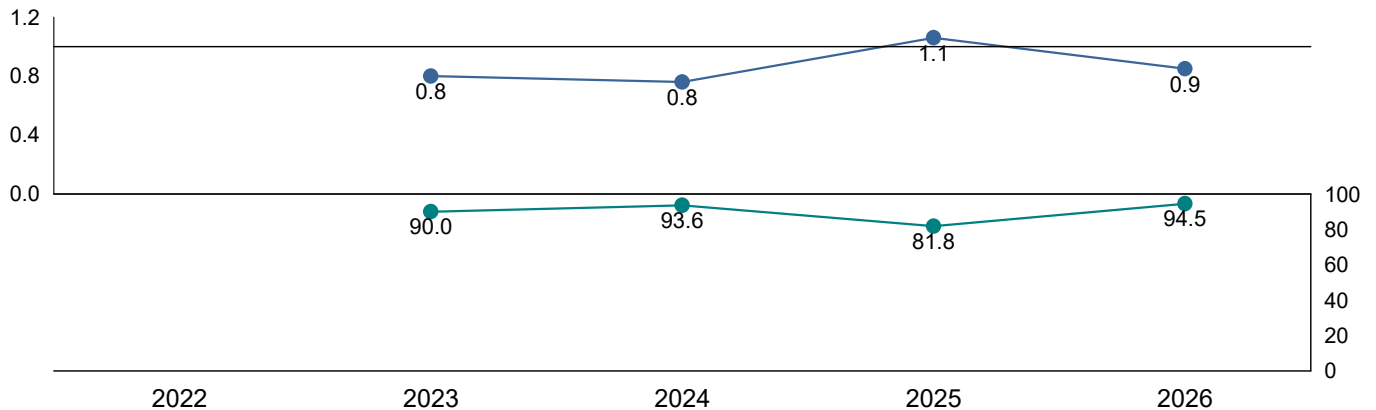
### Positions



### Applicants



### Number of Applicants Per Position and Percent of Applicants Matched

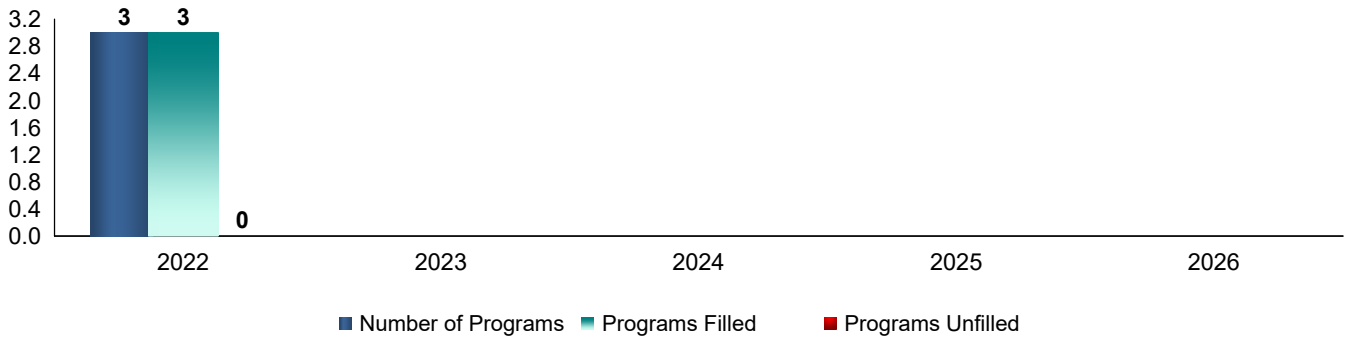


Began participation in the SMS for appointment year 2023.

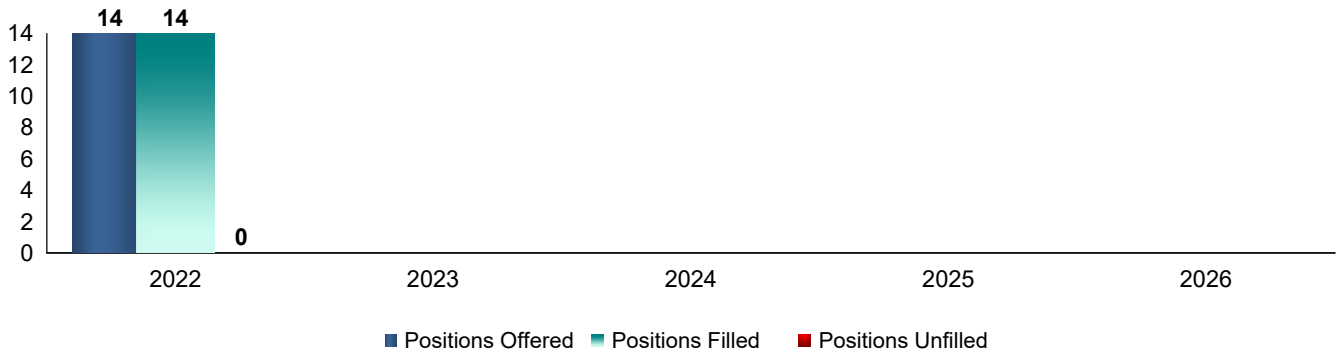
# Fellowship Match Trends by Specialty and Appointment Year

## Hematology

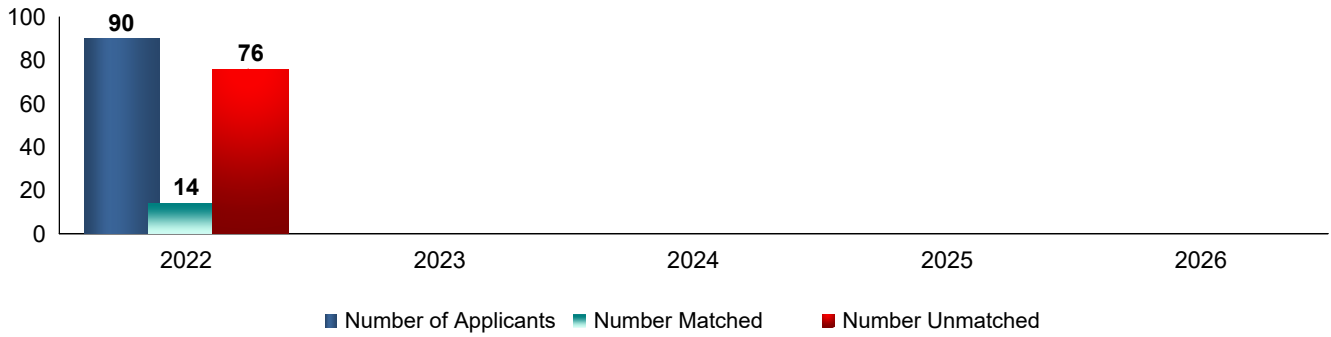
### Programs



### Positions



### Applicants



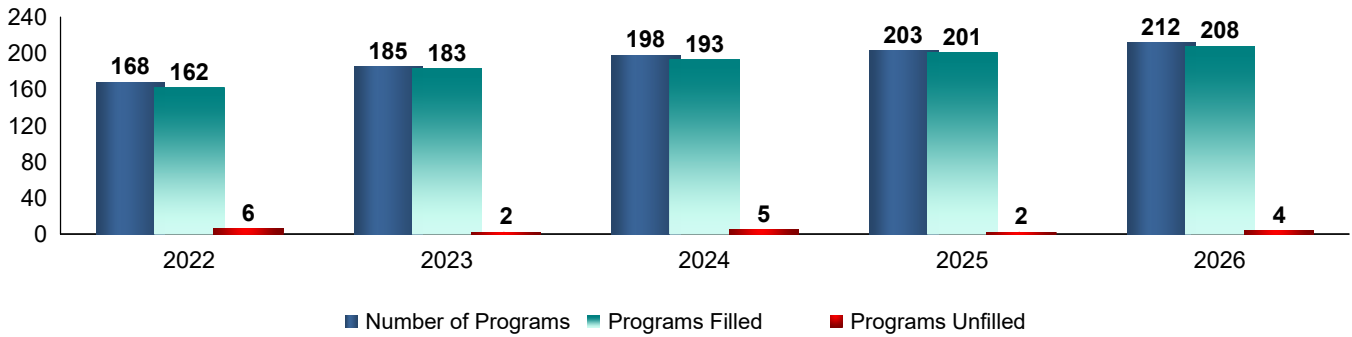
### Number of Applicants Per Position and Percent of Applicants Matched



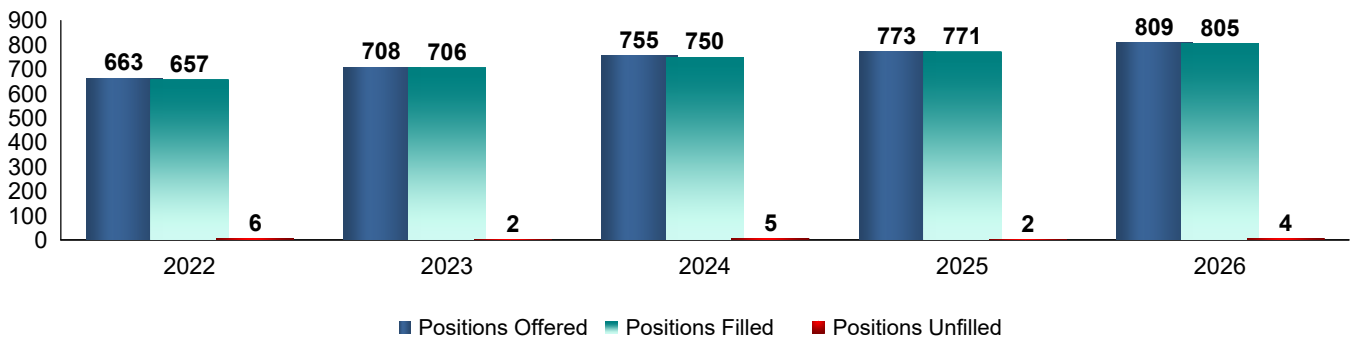
# Fellowship Match Trends by Specialty and Appointment Year

## Hematology and Oncology

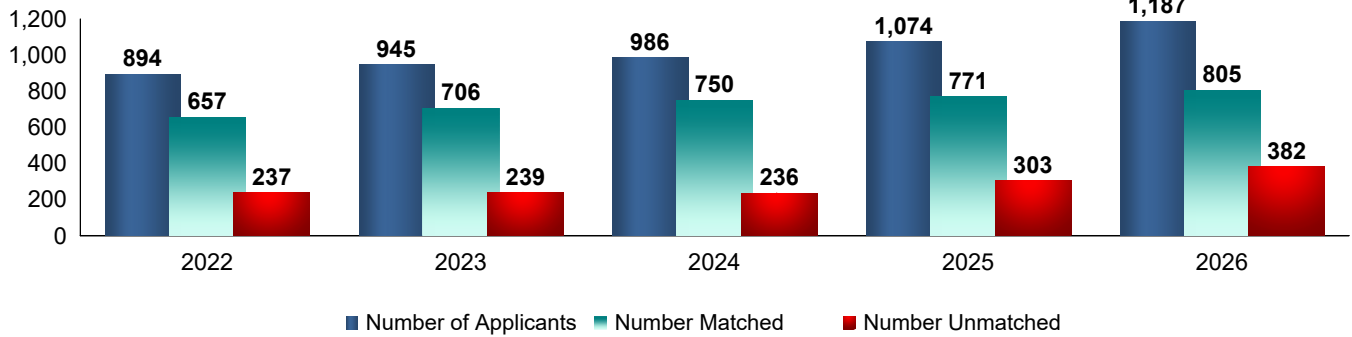
### Programs



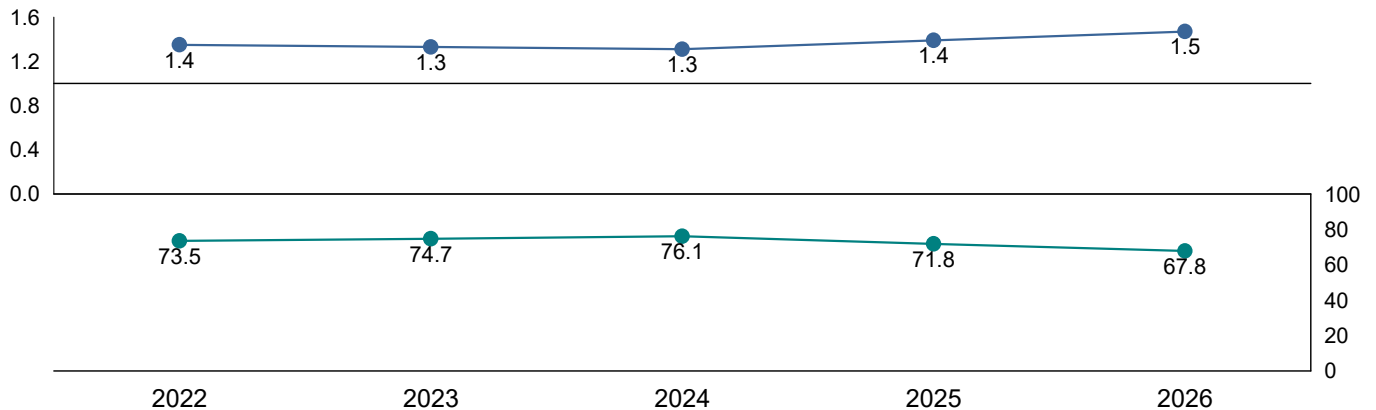
### Positions



### Applicants



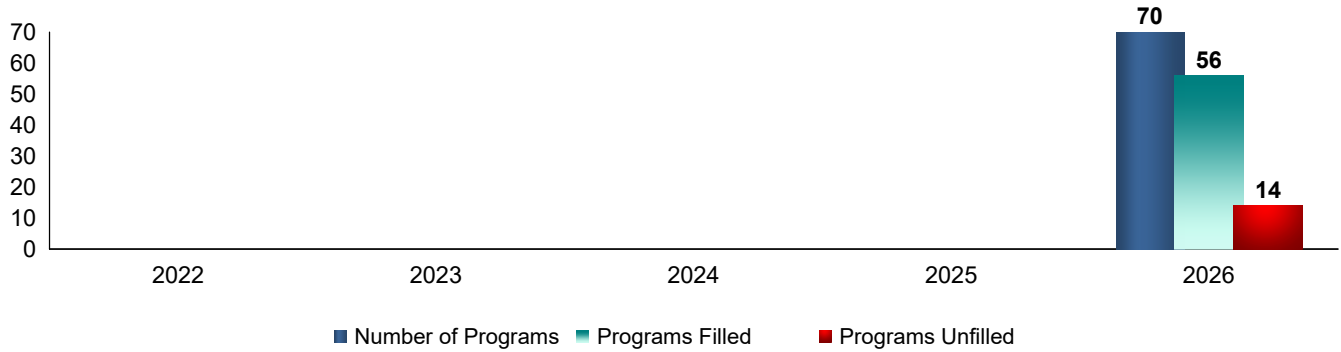
### Number of Applicants Per Position and Percent of Applicants Matched



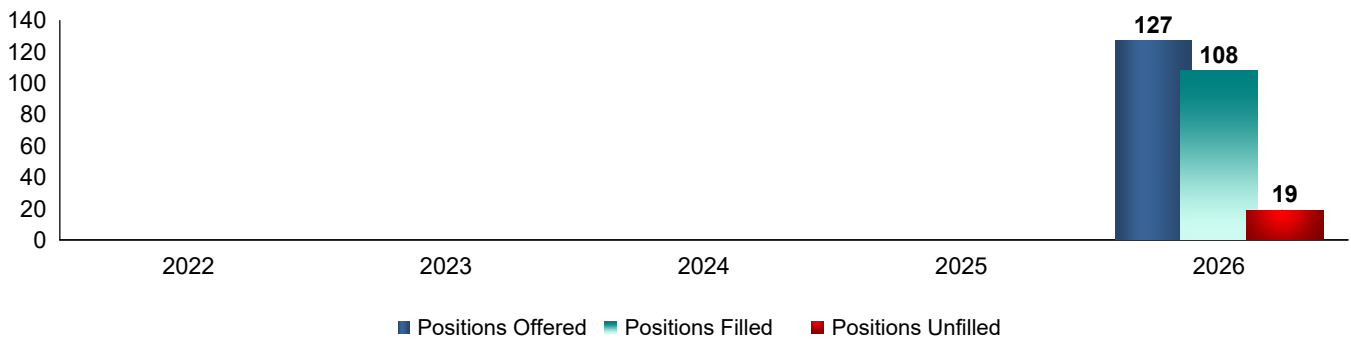
# Fellowship Match Trends by Specialty and Appointment Year

## Hematopathology

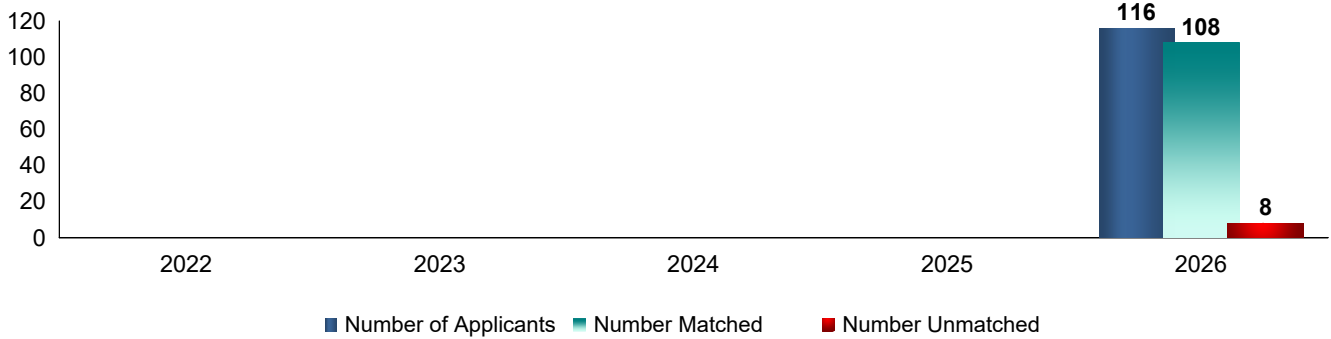
### Programs



### Positions



### Applicants



### Number of Applicants Per Position and Percent of Applicants Matched

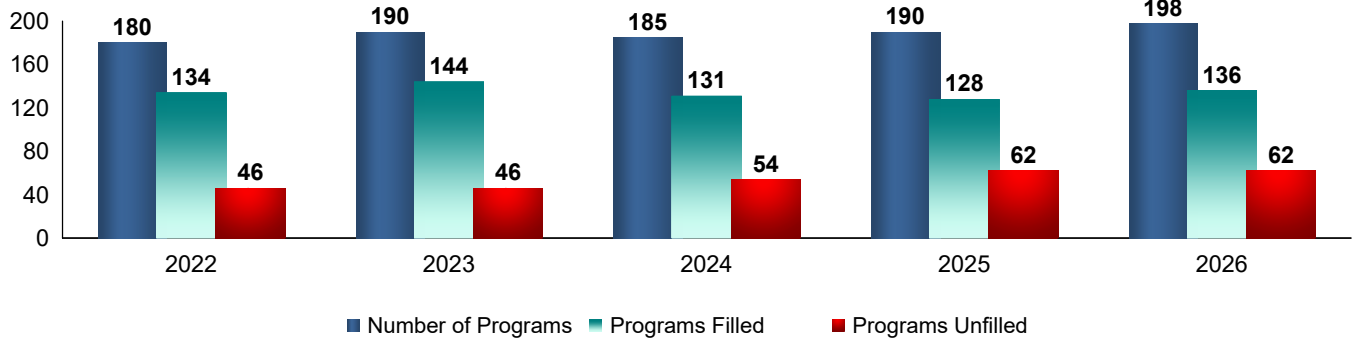


Began participation in the SMS for appointment year 2026.

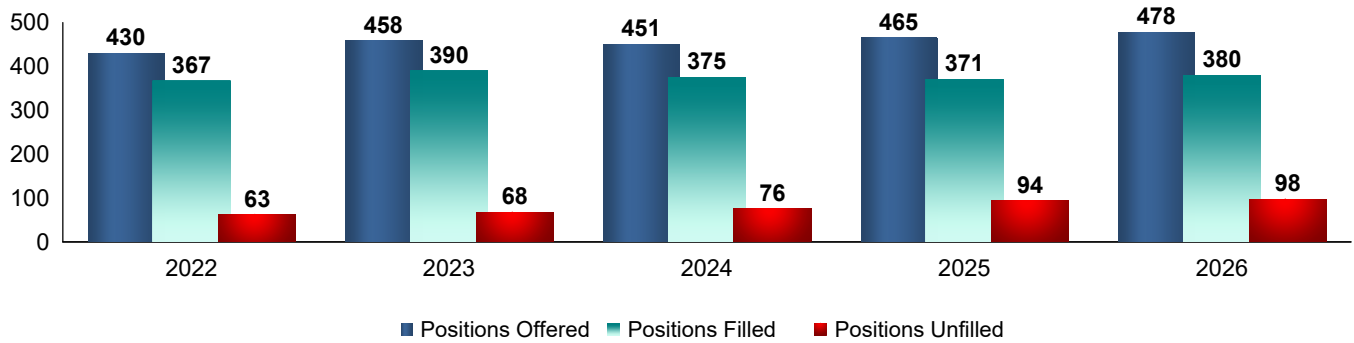
# Fellowship Match Trends by Specialty and Appointment Year

## Hospice and Palliative Medicine

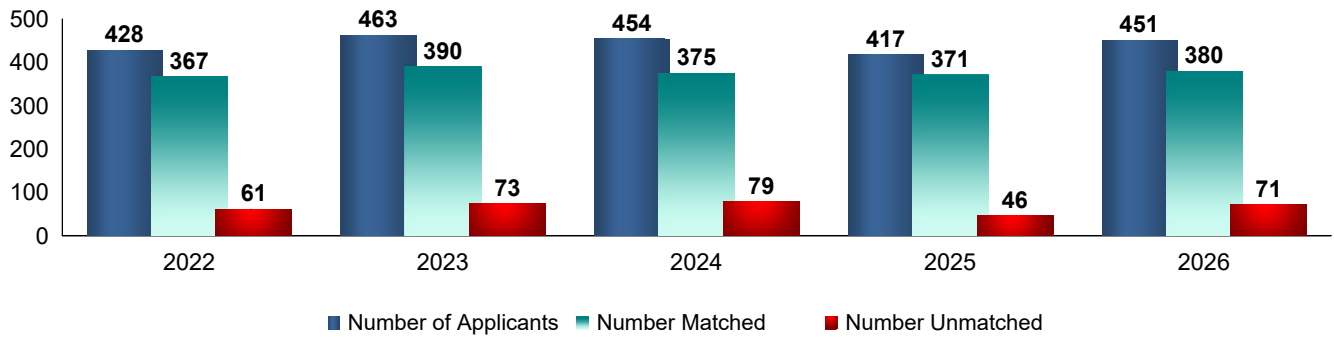
### Programs



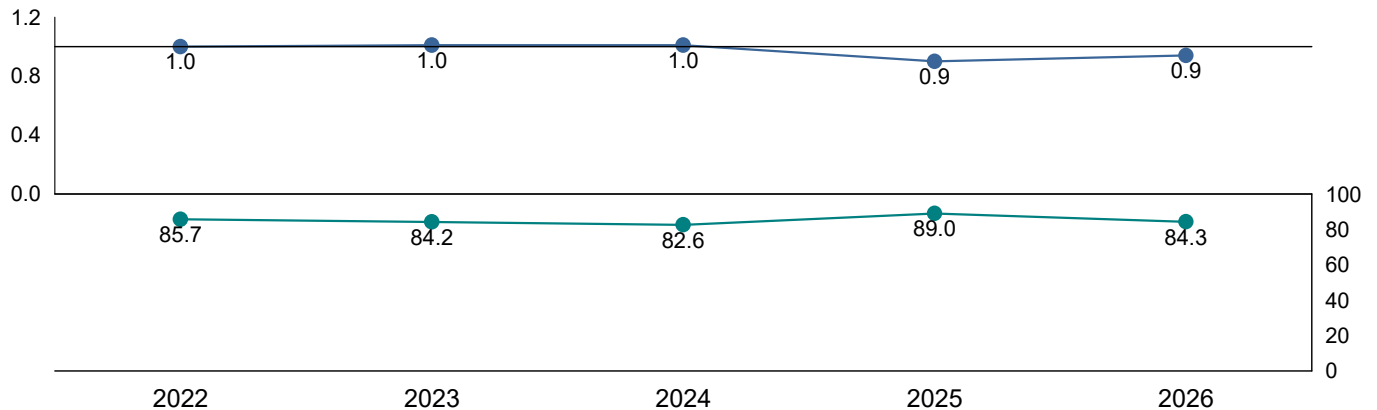
### Positions



### Applicants



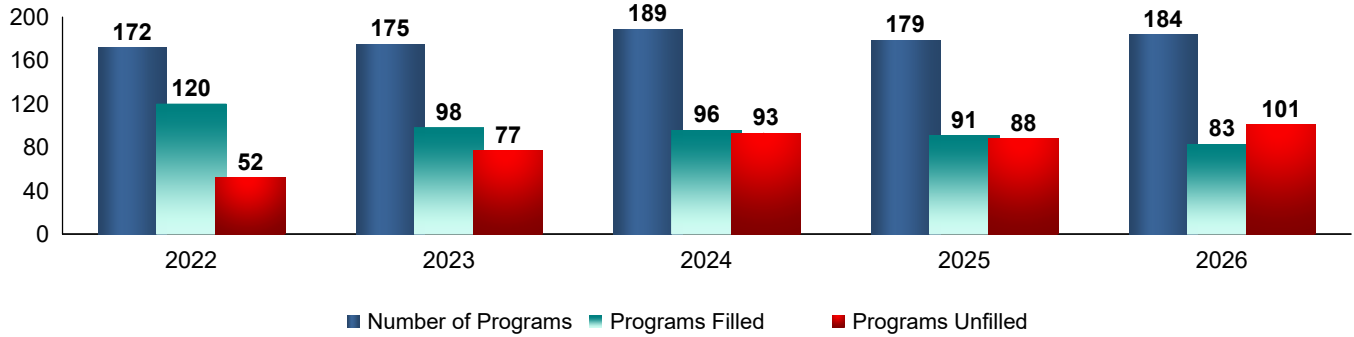
### Number of Applicants Per Position and Percent of Applicants Matched



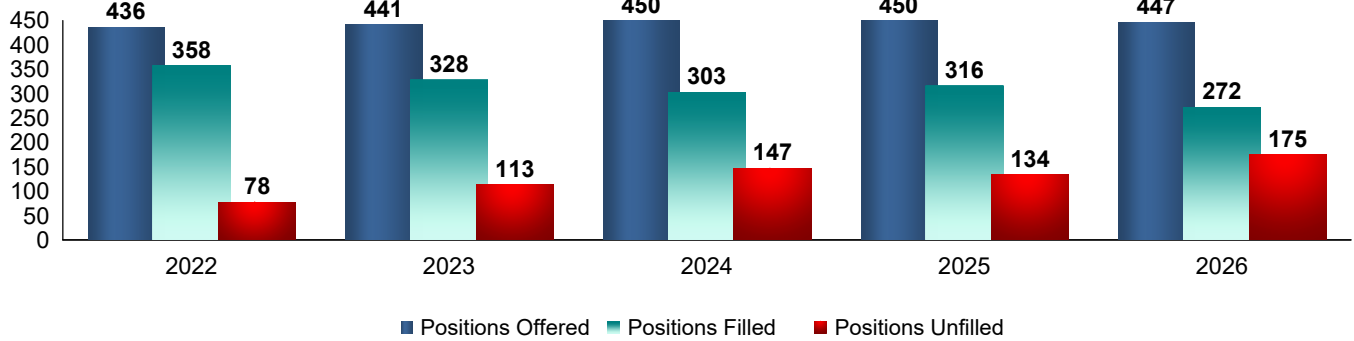
# Fellowship Match Trends by Specialty and Appointment Year

## Infectious Disease

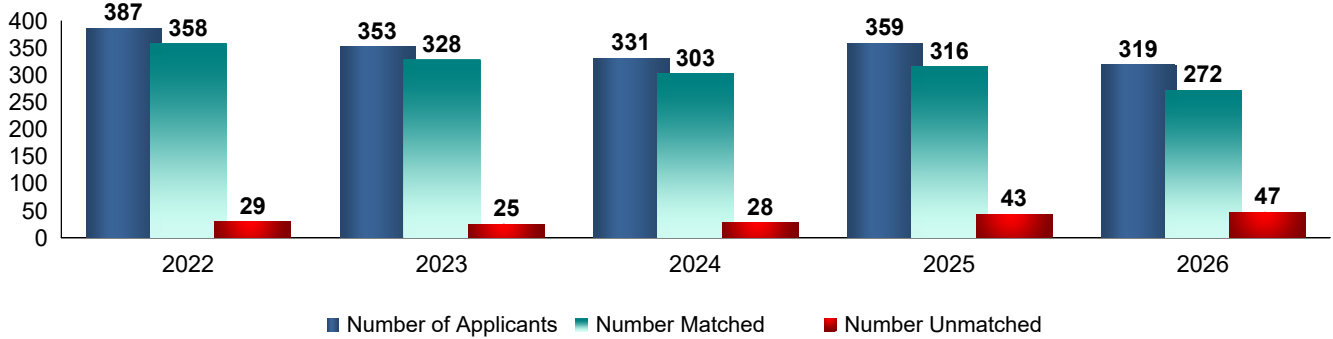
### Programs



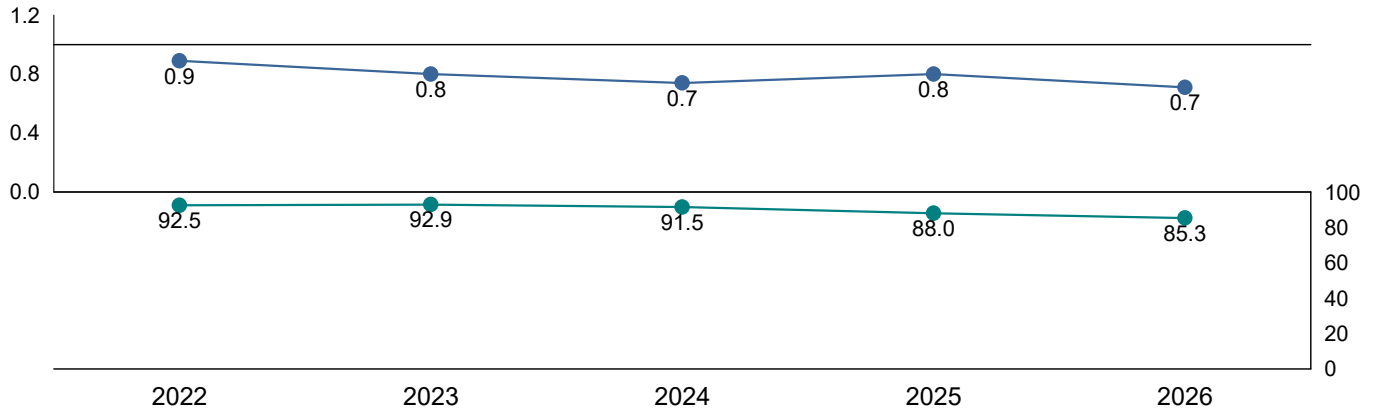
### Positions



### Applicants



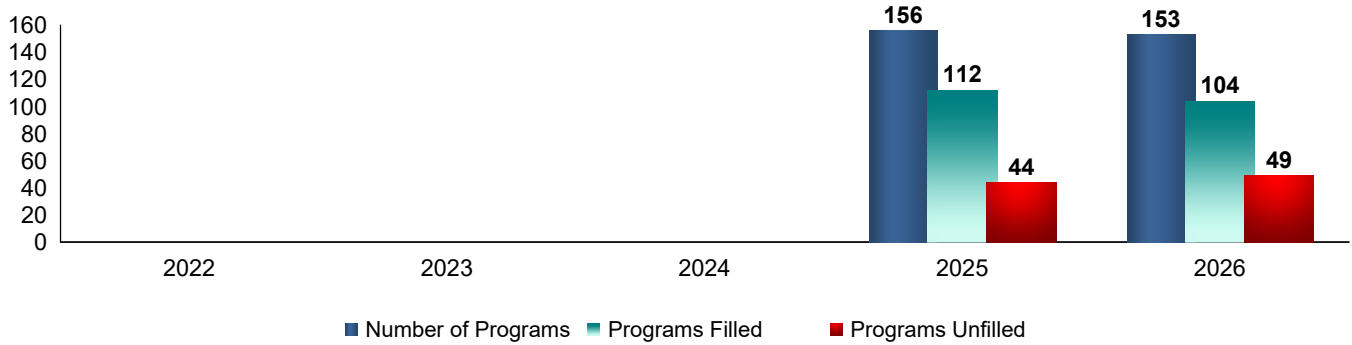
### Number of Applicants Per Position and Percent of Applicants Matched



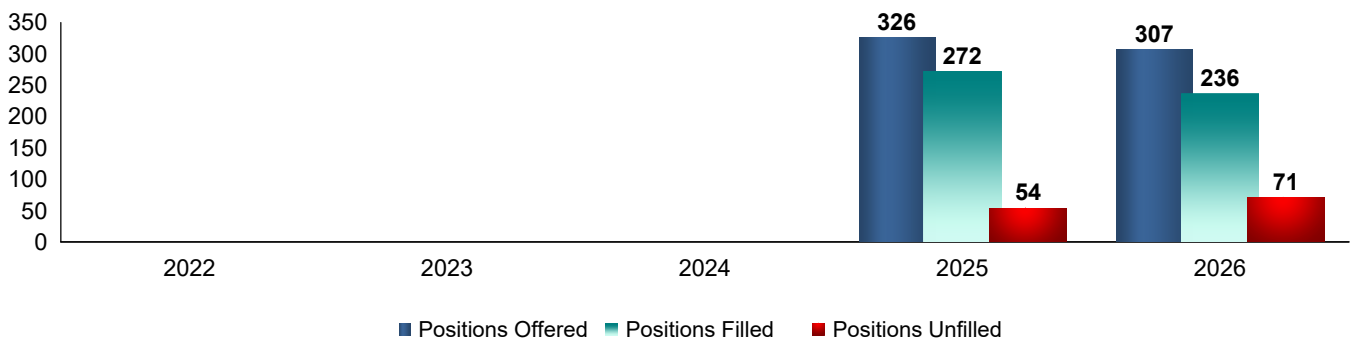
# Fellowship Match Trends by Specialty and Appointment Year

## Interventional Cardiology

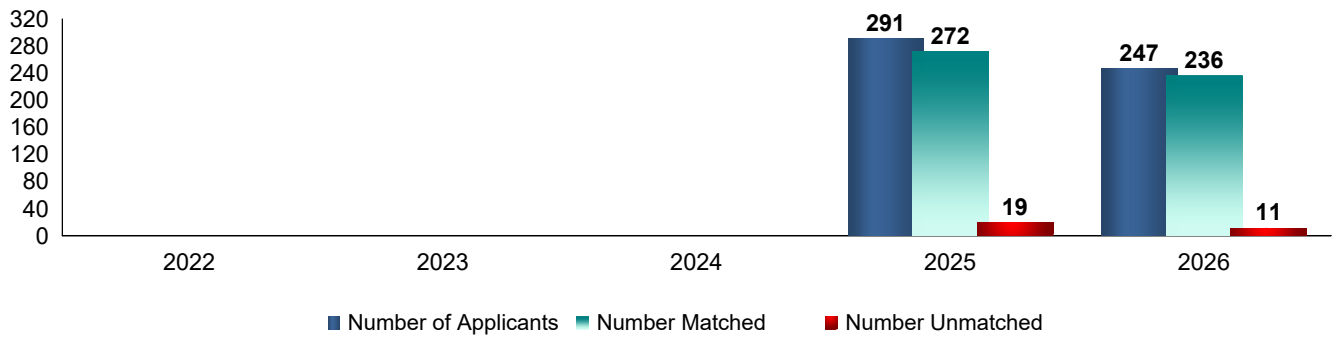
### Programs



### Positions



### Applicants



### Number of Applicants Per Position and Percent of Applicants Matched

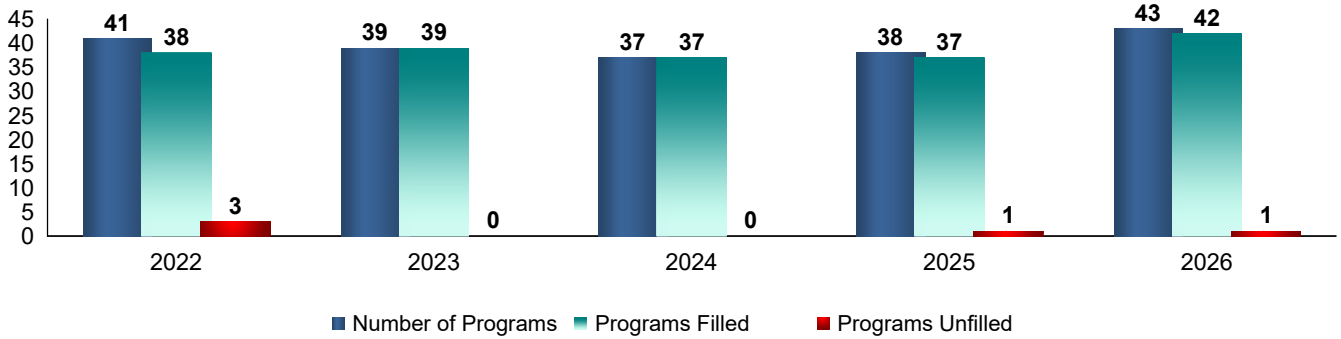


Began participation in the SMS for appointment year 2025.

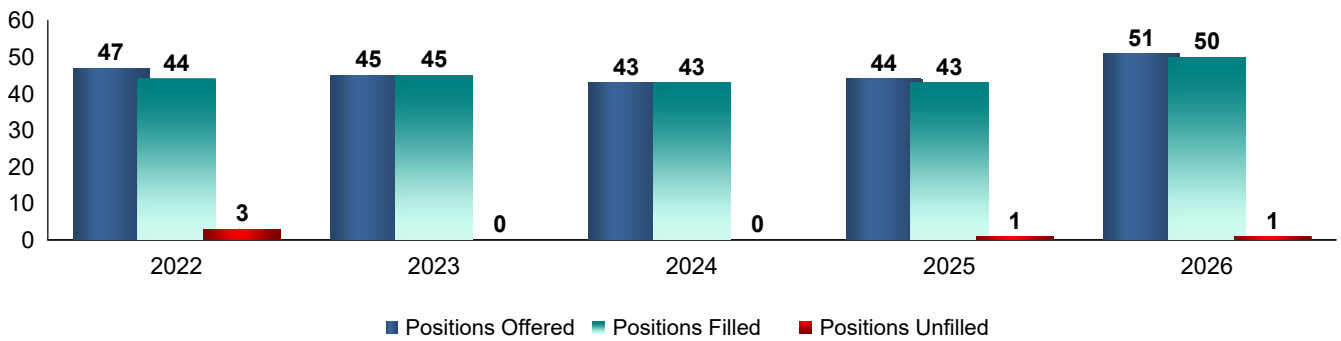
# Fellowship Match Trends by Specialty and Appointment Year

## Interventional Pulmonology

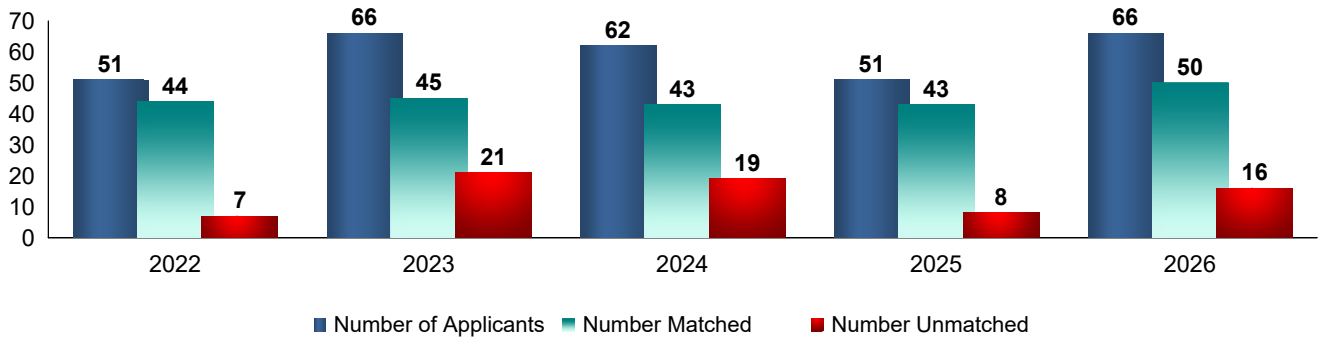
### Programs



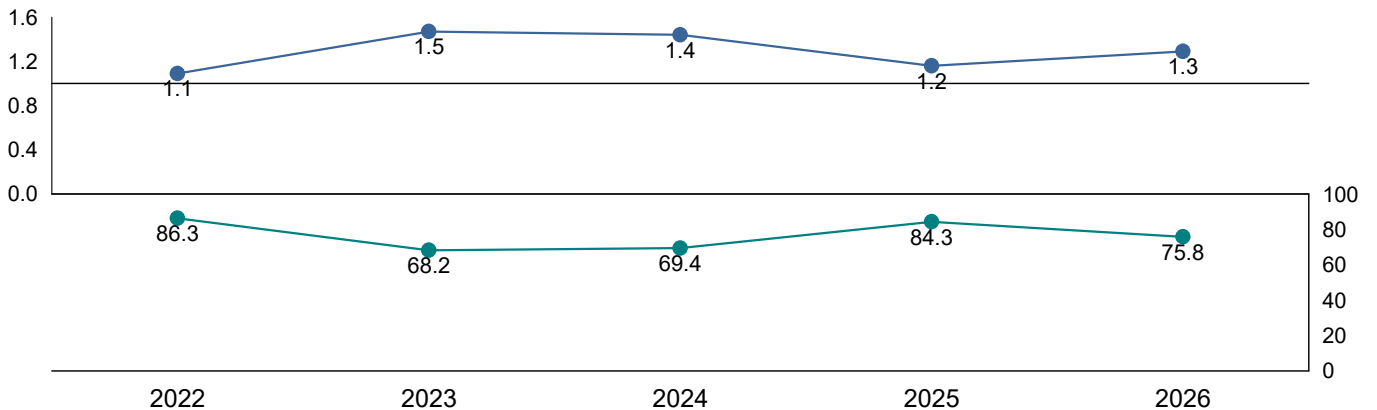
### Positions



### Applicants



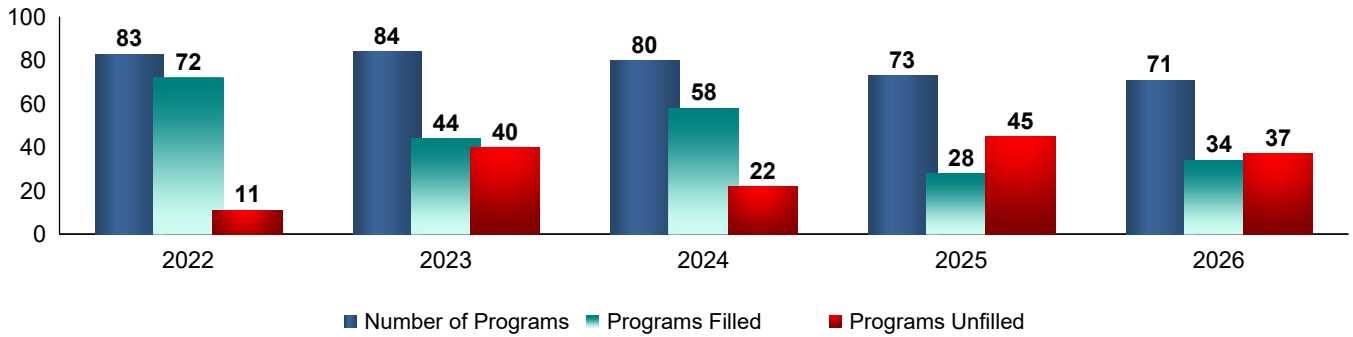
### Number of Applicants Per Position and Percent of Applicants Matched



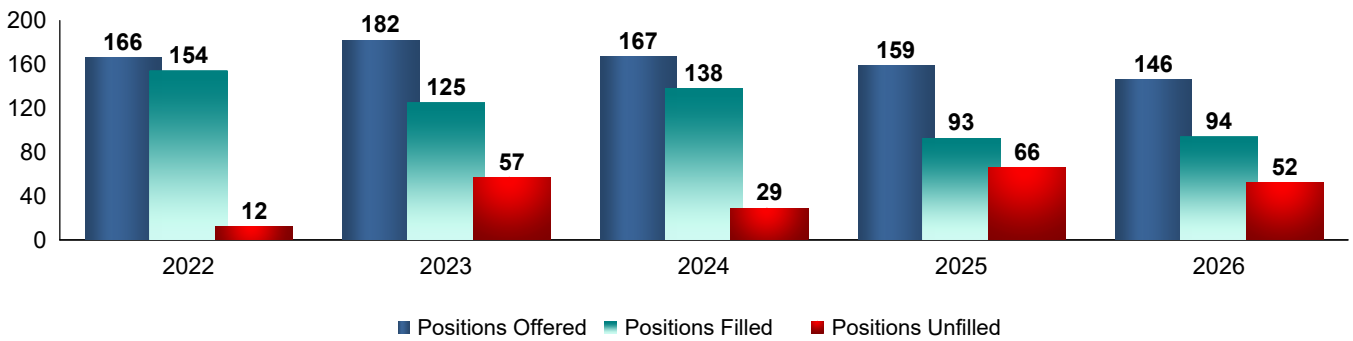
# Fellowship Match Trends by Specialty and Appointment Year

## Interventional Radiology

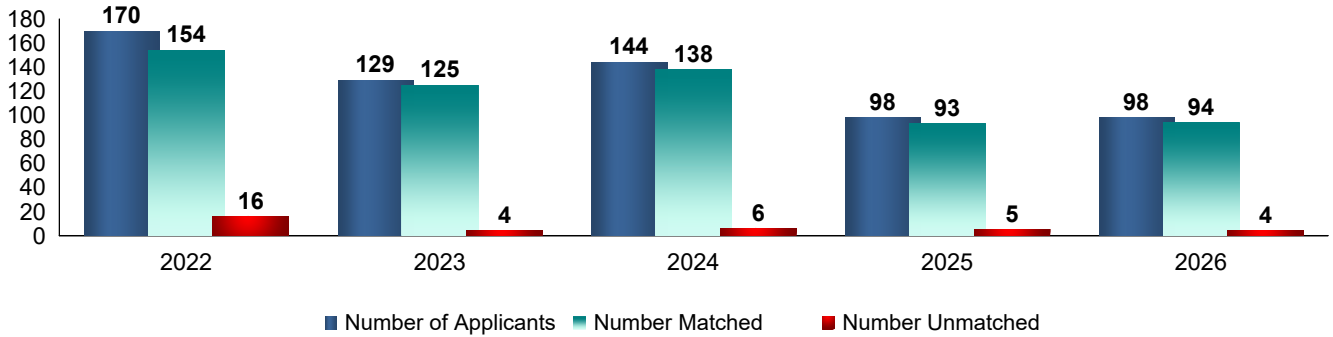
### Programs



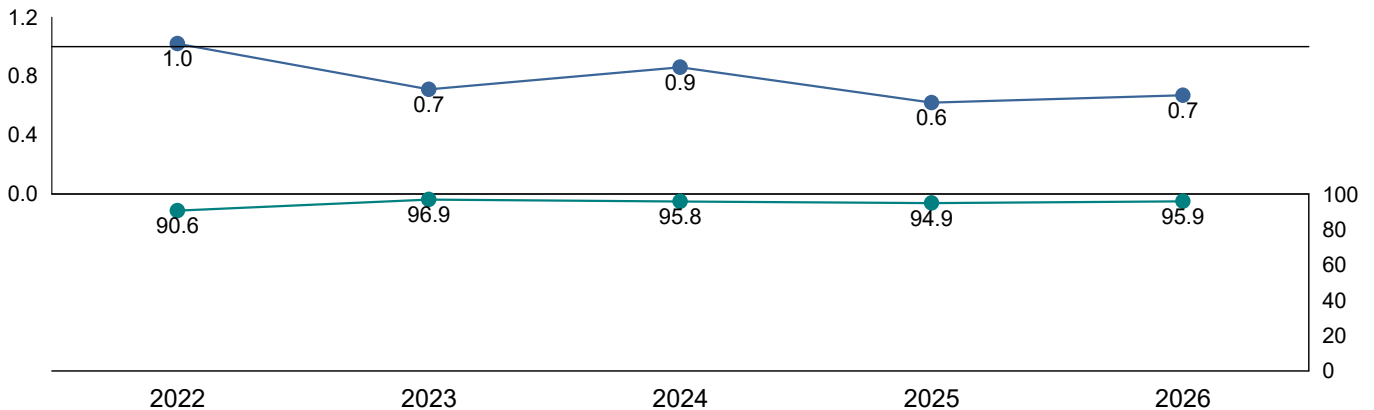
### Positions



### Applicants



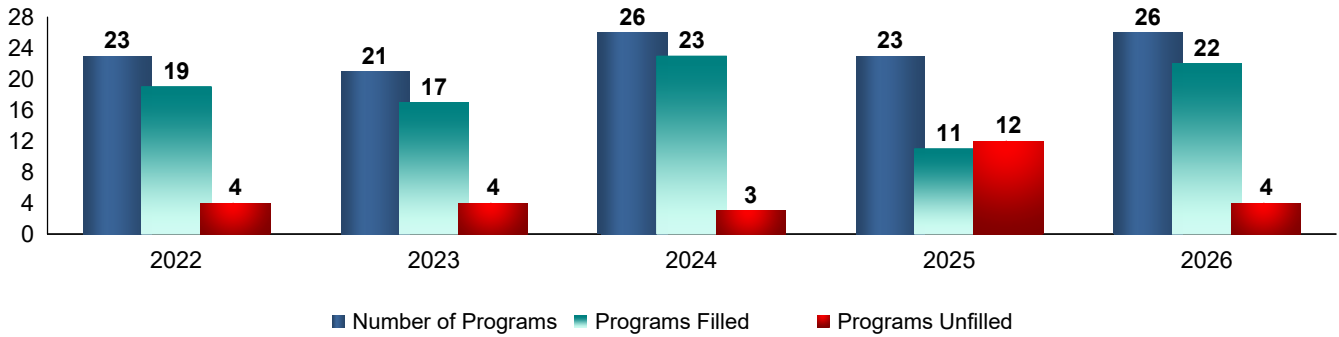
### Number of Applicants Per Position and Percent of Applicants Matched



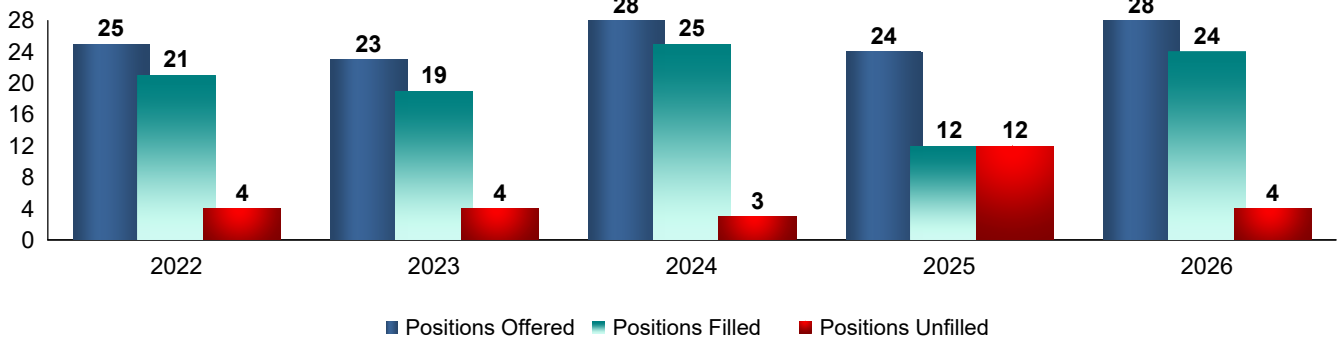
# Fellowship Match Trends by Specialty and Appointment Year

## Laryngology

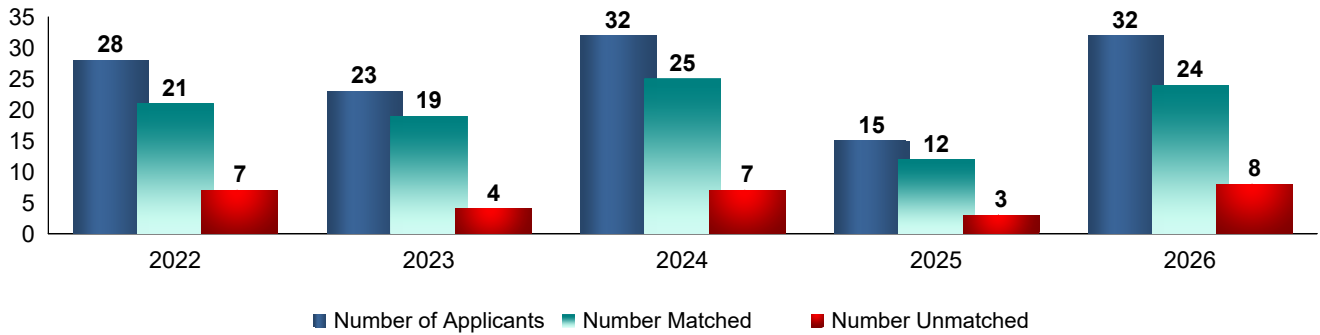
### Programs



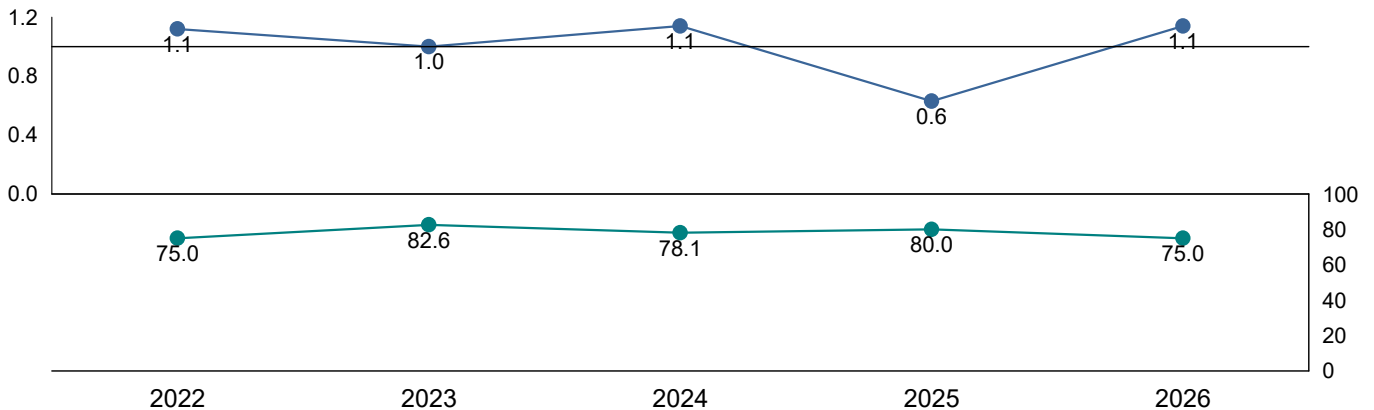
### Positions



### Applicants



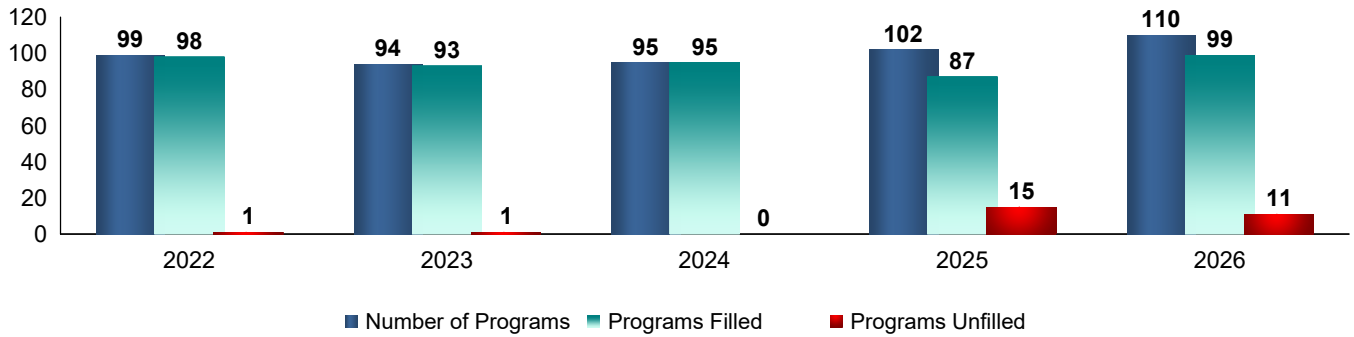
### Number of Applicants Per Position and Percent of Applicants Matched



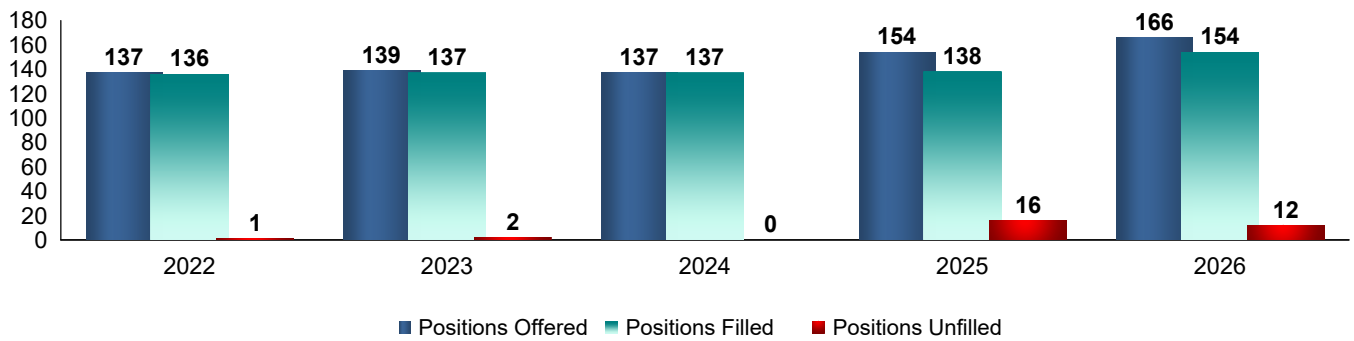
# Fellowship Match Trends by Specialty and Appointment Year

## Maternal-Fetal Medicine

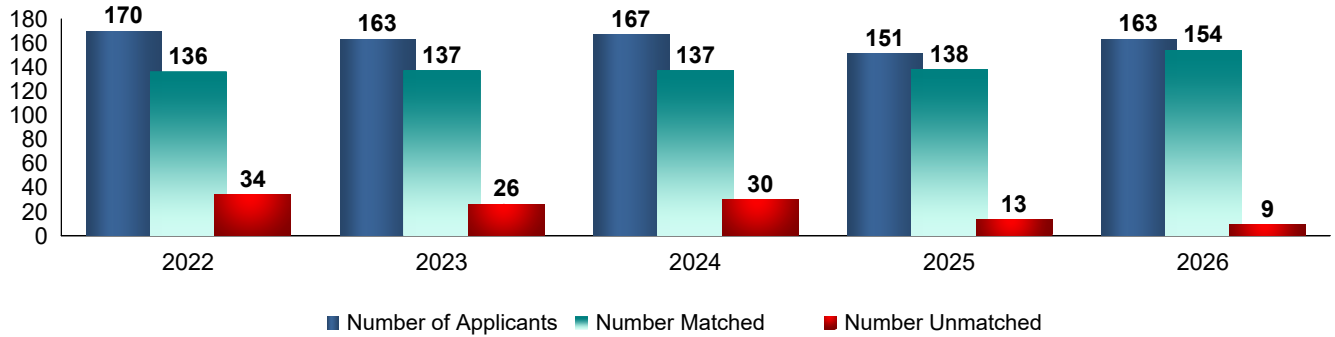
### Programs



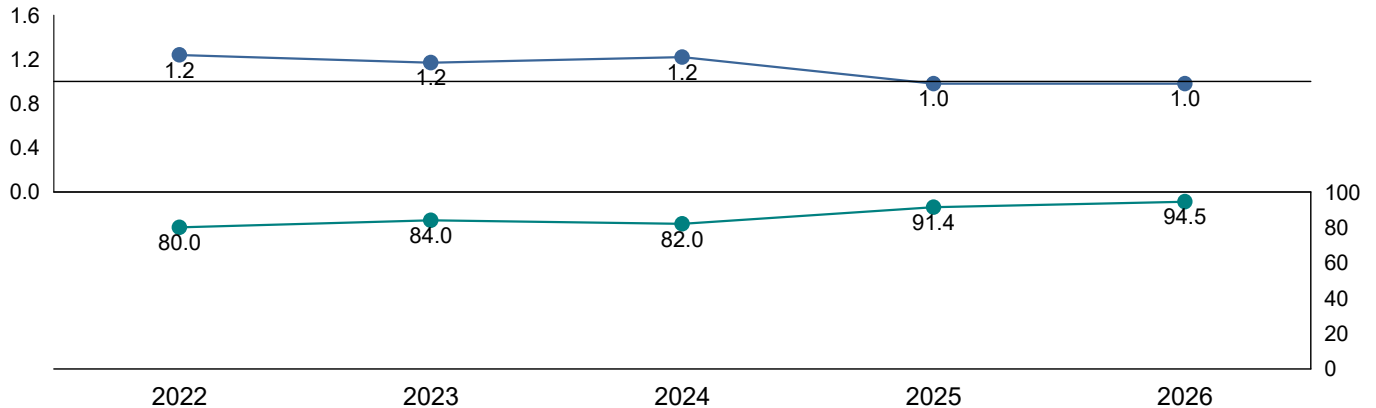
### Positions



### Applicants



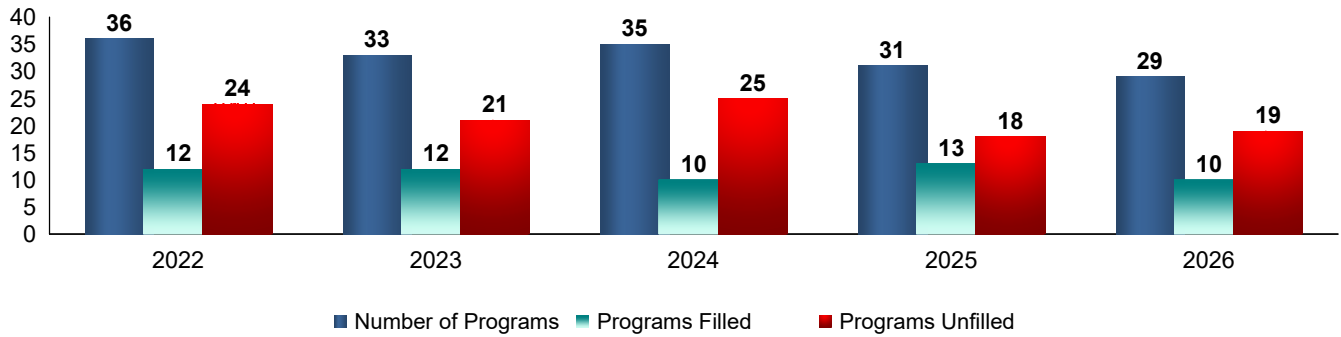
### Number of Applicants Per Position and Percent of Applicants Matched



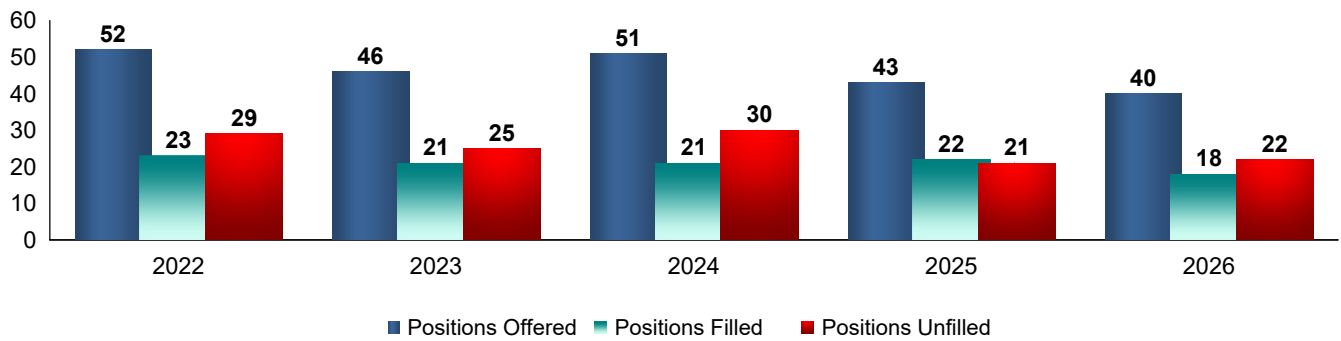
# Fellowship Match Trends by Specialty and Appointment Year

## Medical Genetics

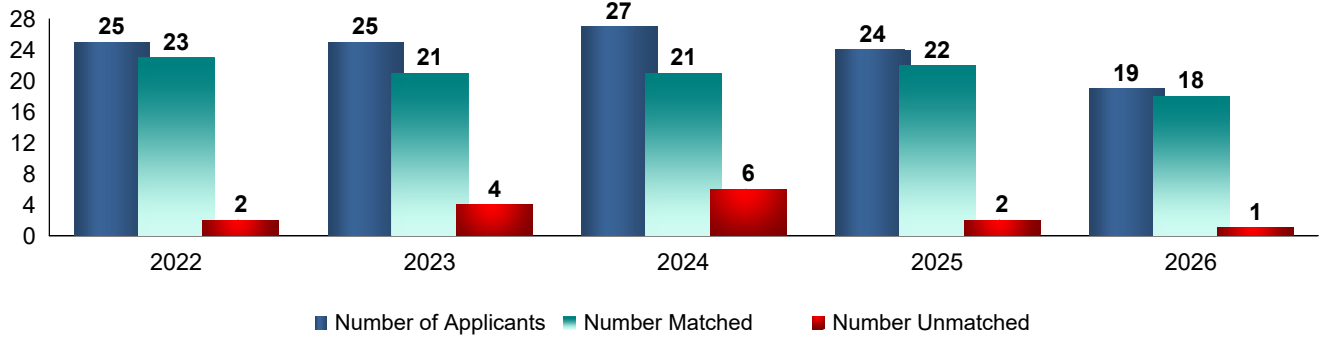
### Programs



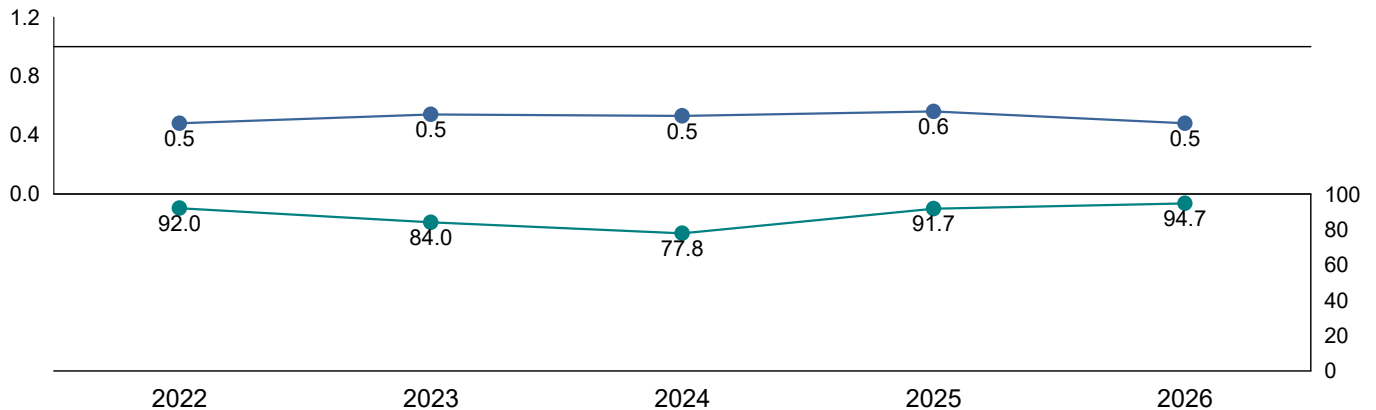
### Positions



### Applicants



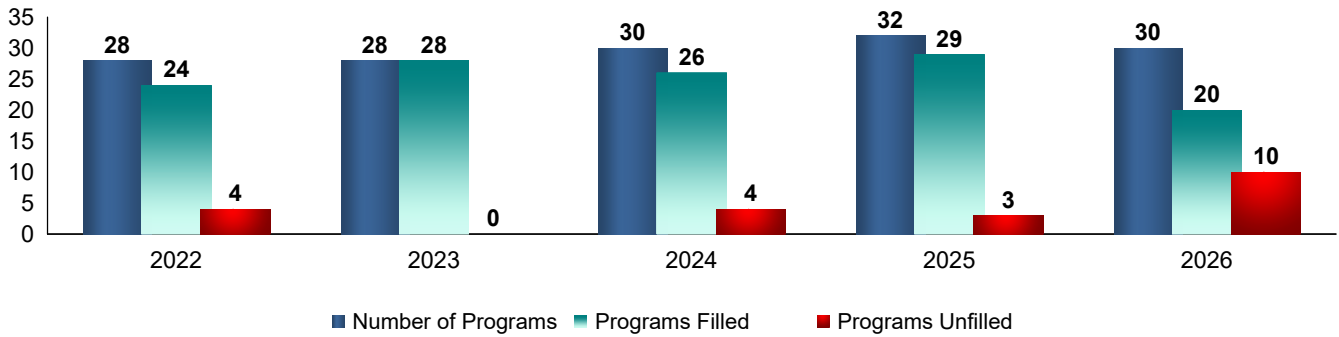
### Number of Applicants Per Position and Percent of Applicants Matched



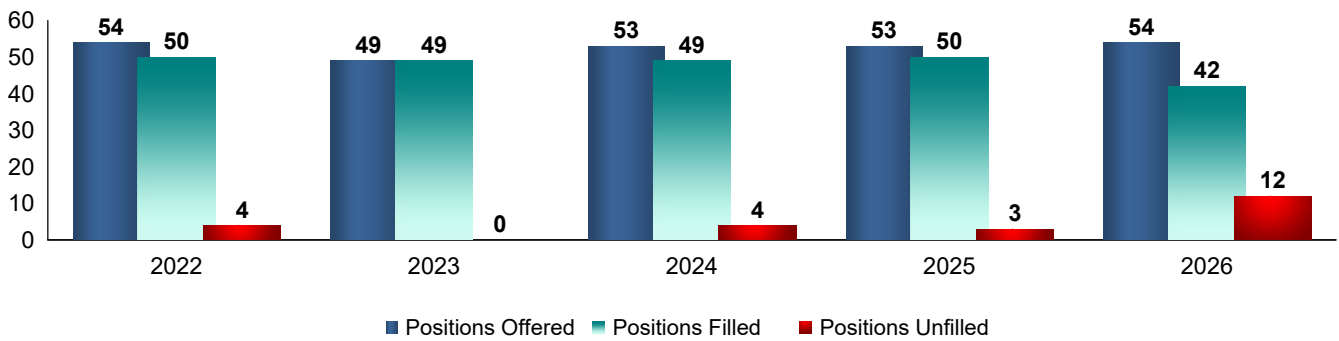
# Fellowship Match Trends by Specialty and Appointment Year

## Medical Toxicology

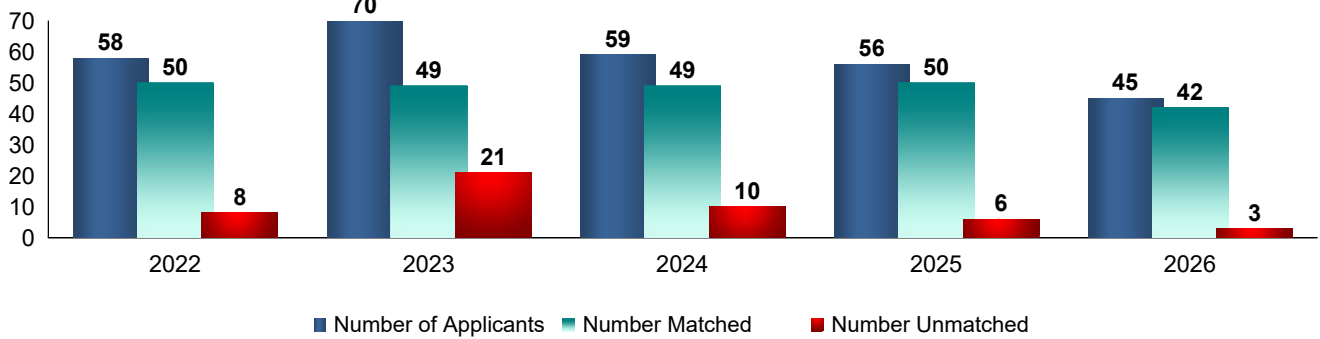
### Programs



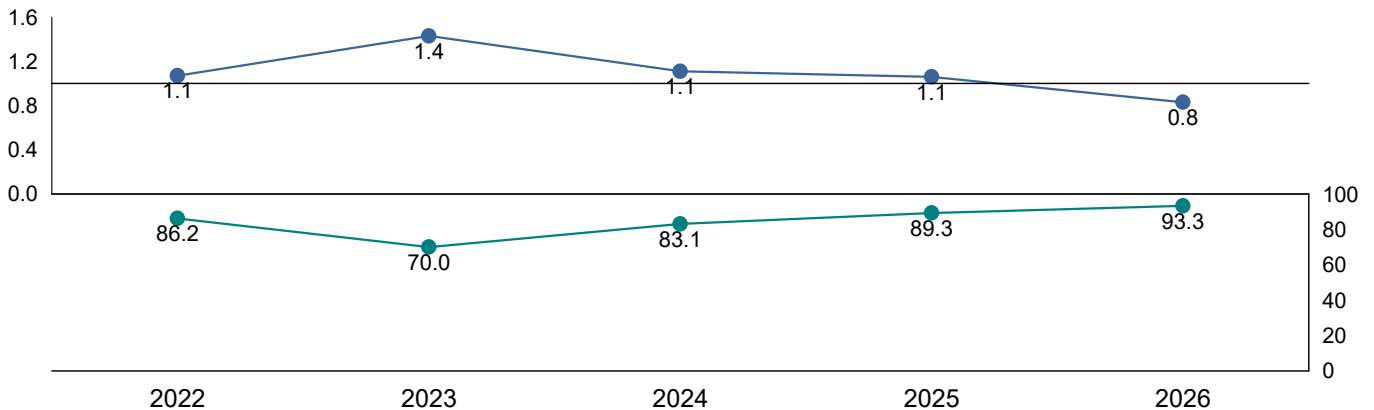
### Positions



### Applicants



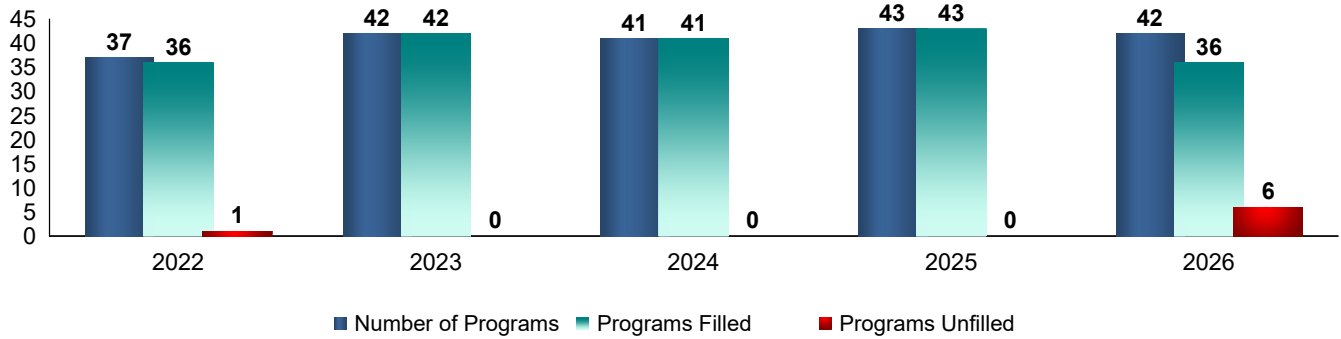
### Number of Applicants Per Position and Percent of Applicants Matched



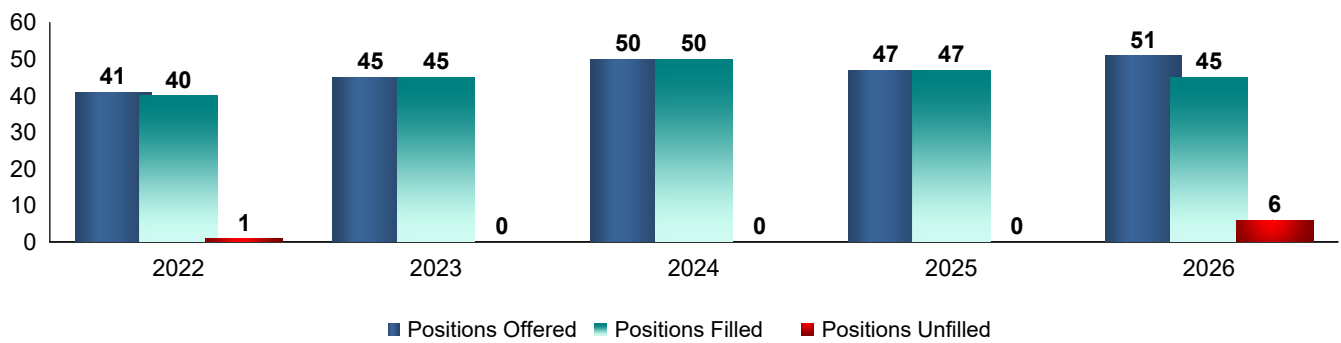
# Fellowship Match Trends by Specialty and Appointment Year

## Minimally Invasive Gynecologic Surgery

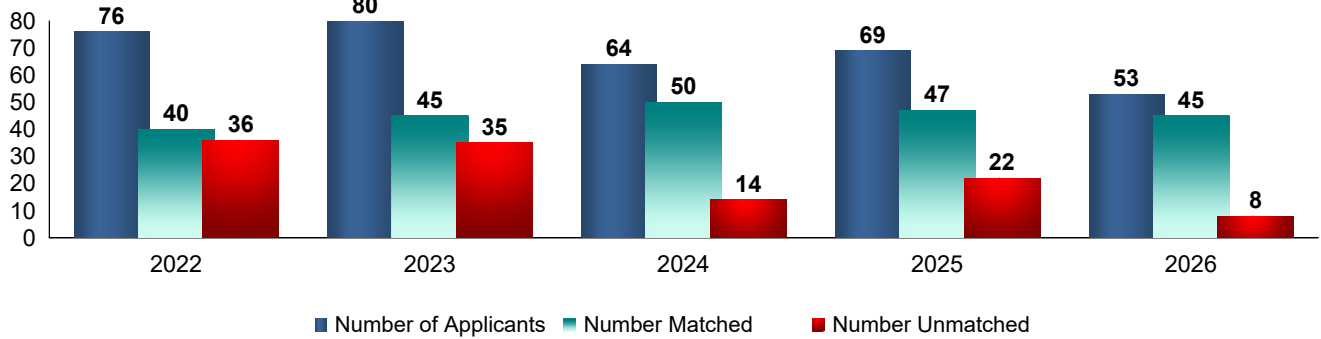
### Programs



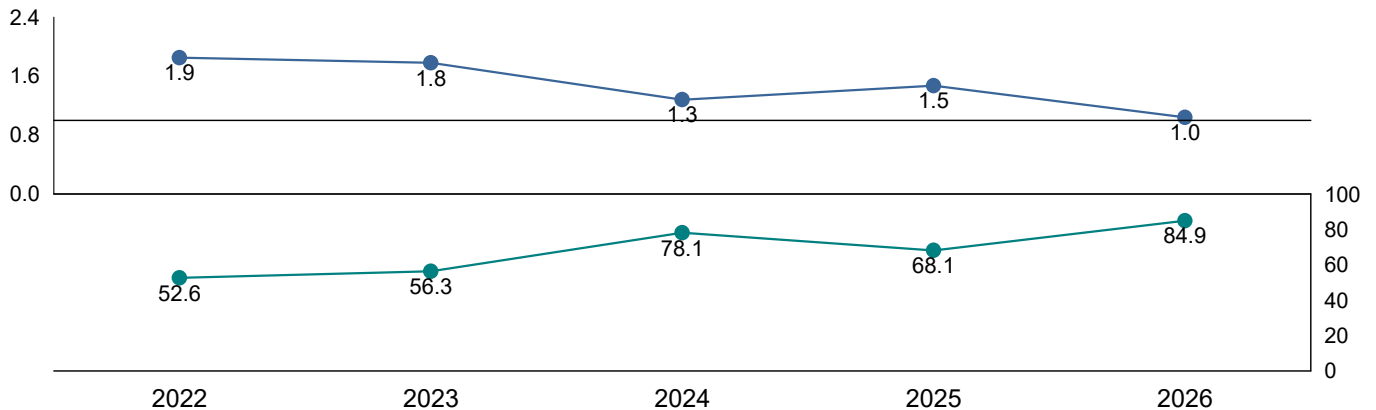
### Positions



### Applicants



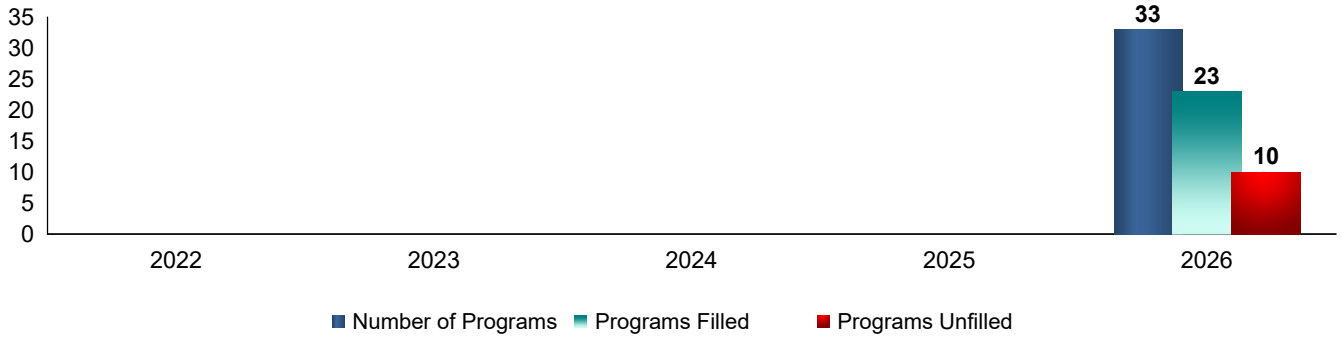
### Number of Applicants Per Position and Percent of Applicants Matched



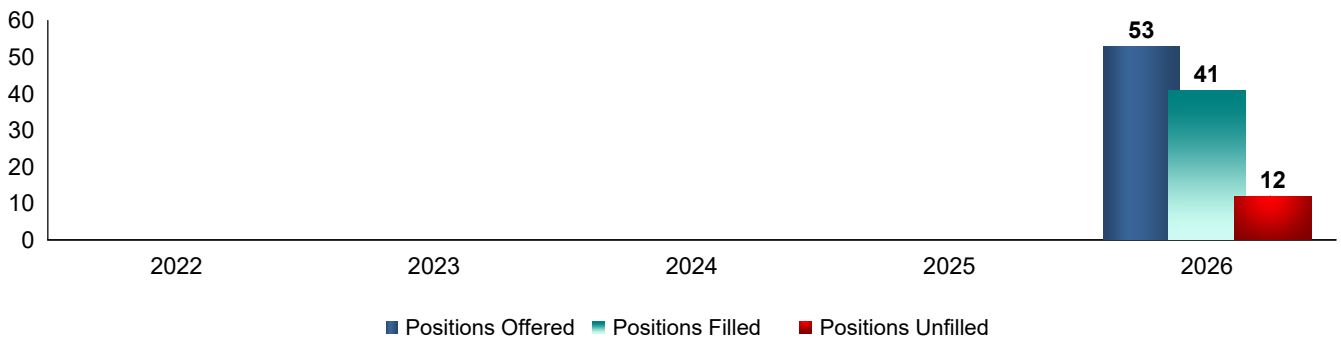
# Fellowship Match Trends by Specialty and Appointment Year

## Molecular Genetic Pathology

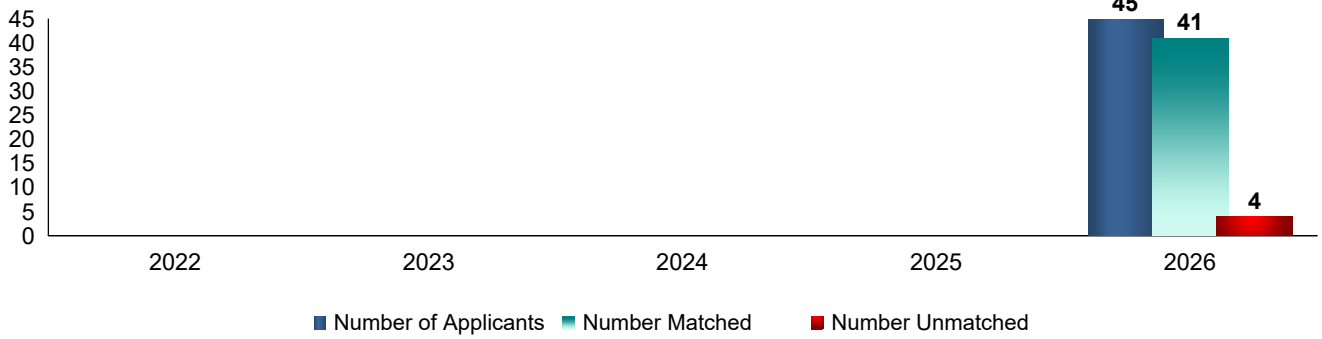
### Programs



### Positions



### Applicants



### Number of Applicants Per Position and Percent of Applicants Matched

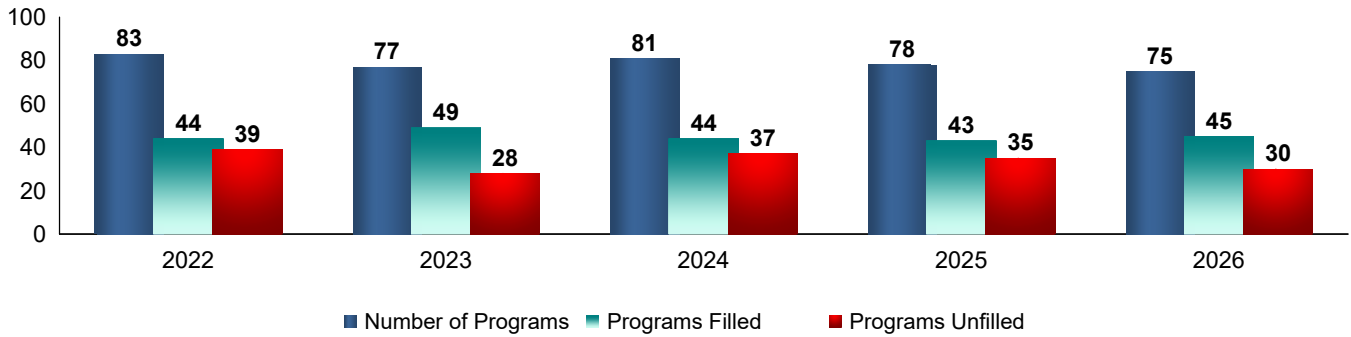


Began participation in the SMS for appointment year 2026.

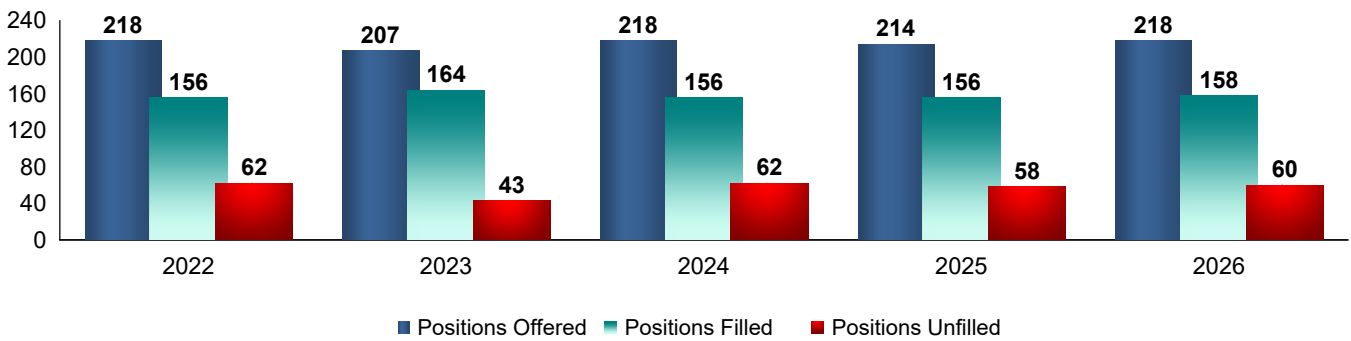
# Fellowship Match Trends by Specialty and Appointment Year

## Musculoskeletal Radiology

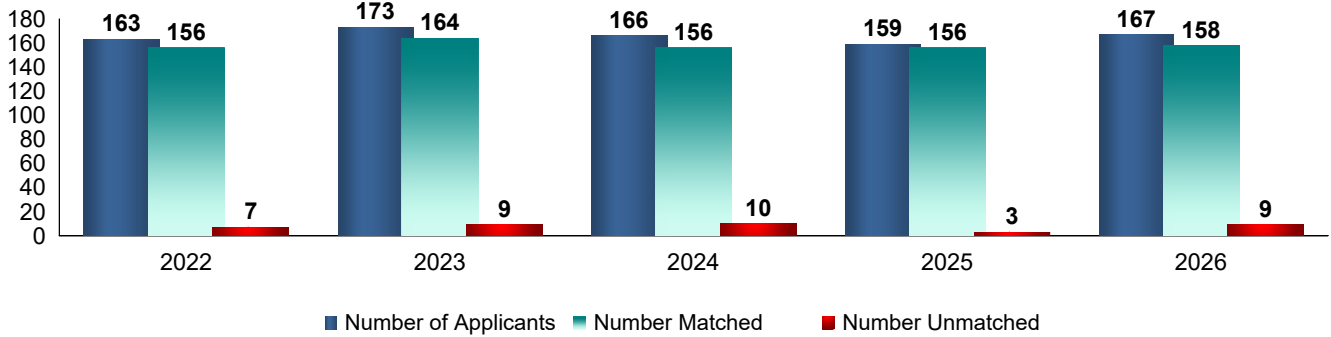
### Programs



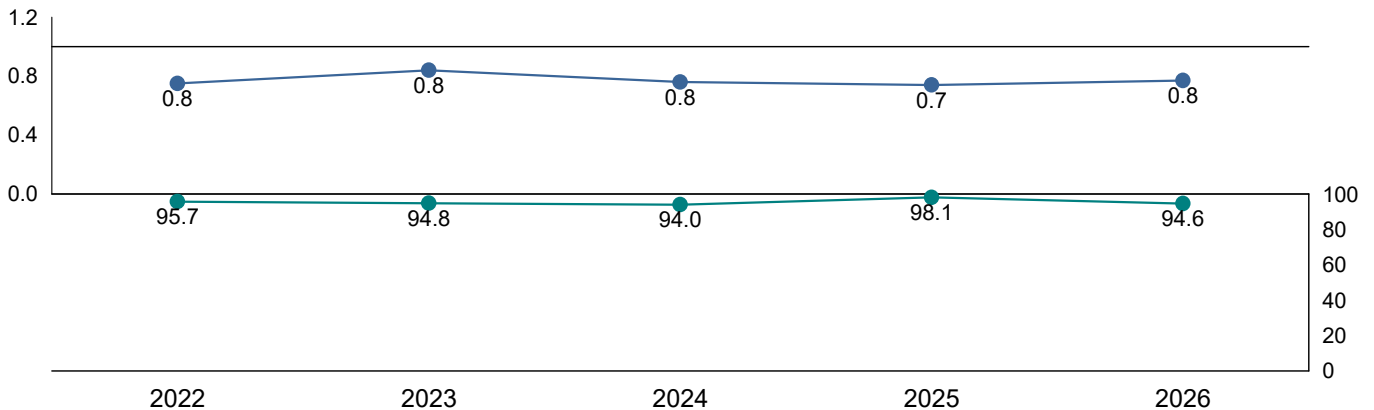
### Positions



### Applicants



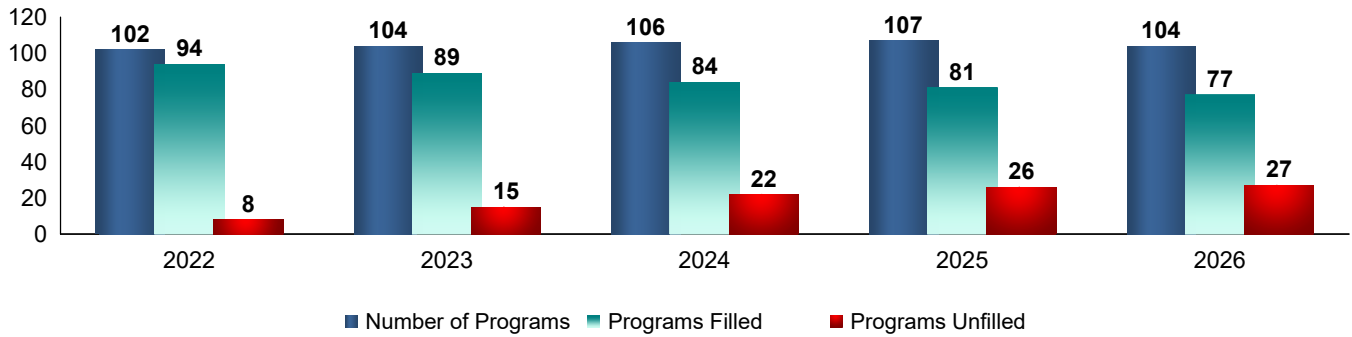
### Number of Applicants Per Position and Percent of Applicants Matched



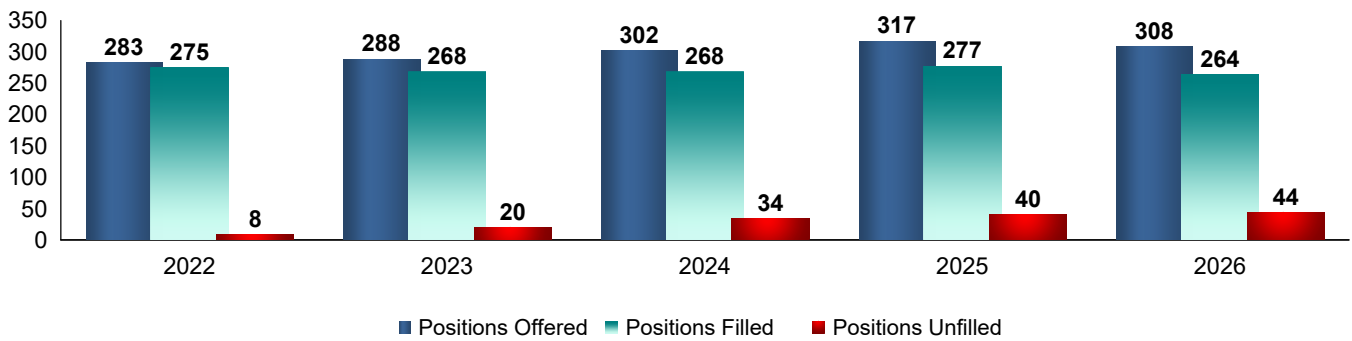
# Fellowship Match Trends by Specialty and Appointment Year

## Neonatal-Perinatal Medicine

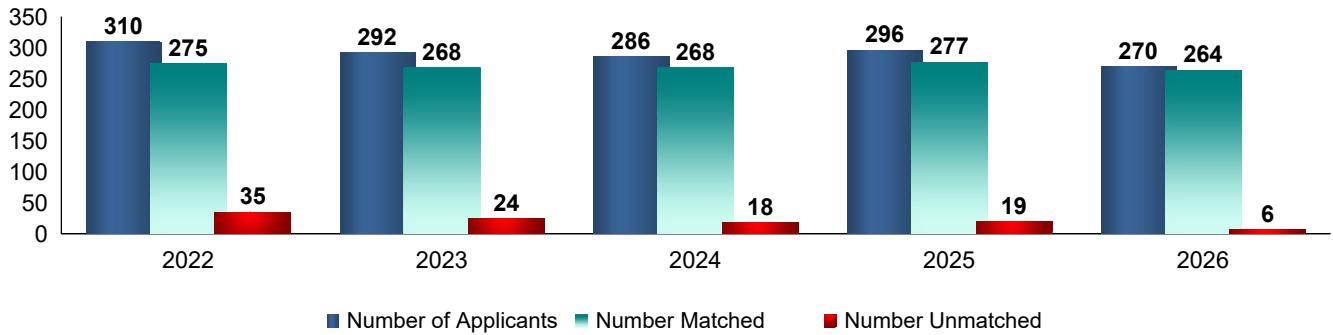
### Programs



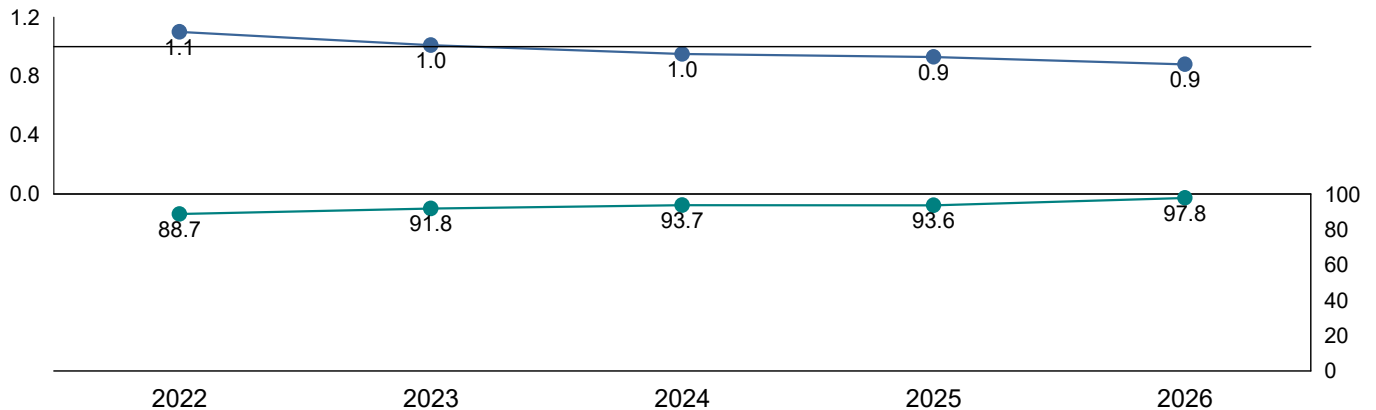
### Positions



### Applicants



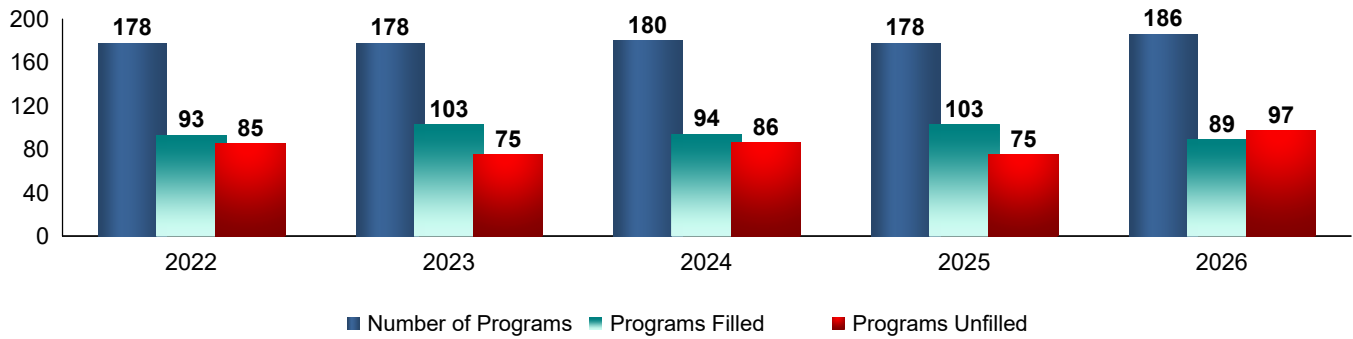
### Number of Applicants Per Position and Percent of Applicants Matched



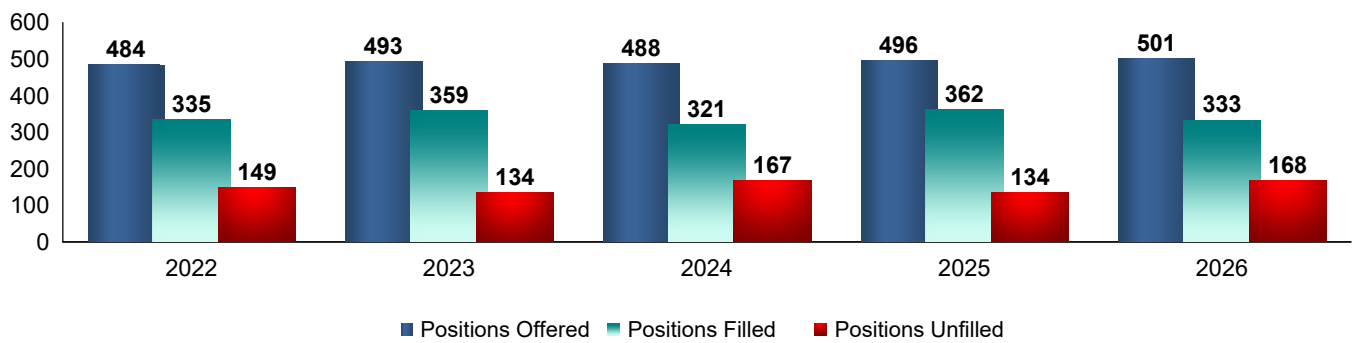
# Fellowship Match Trends by Specialty and Appointment Year

## Nephrology

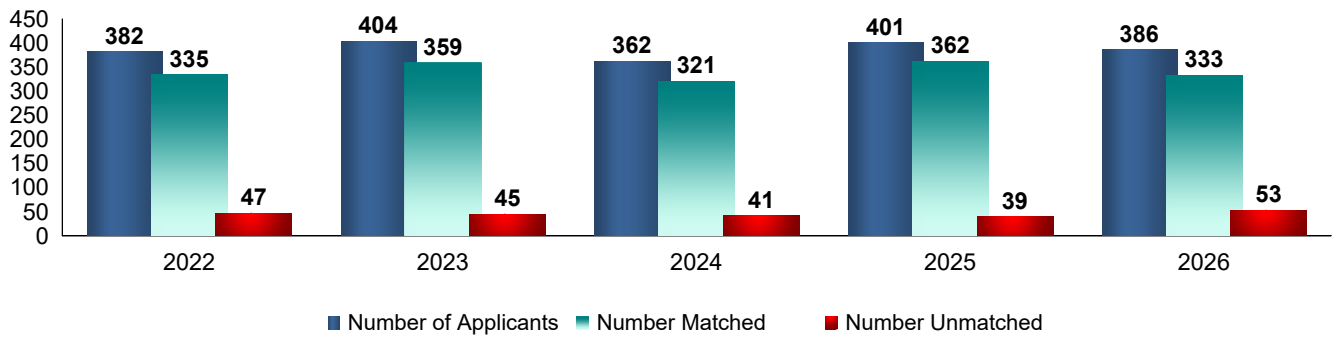
### Programs



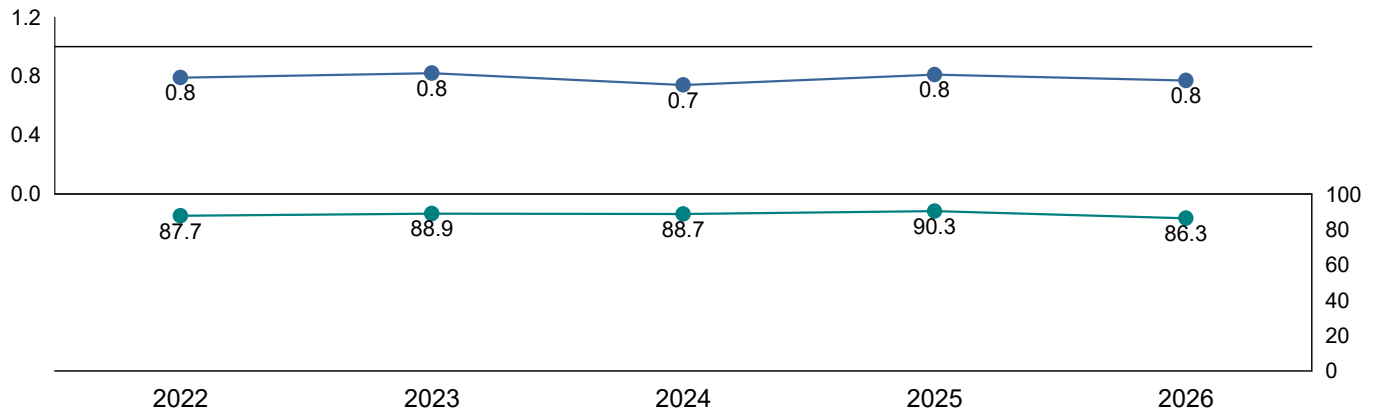
### Positions



### Applicants



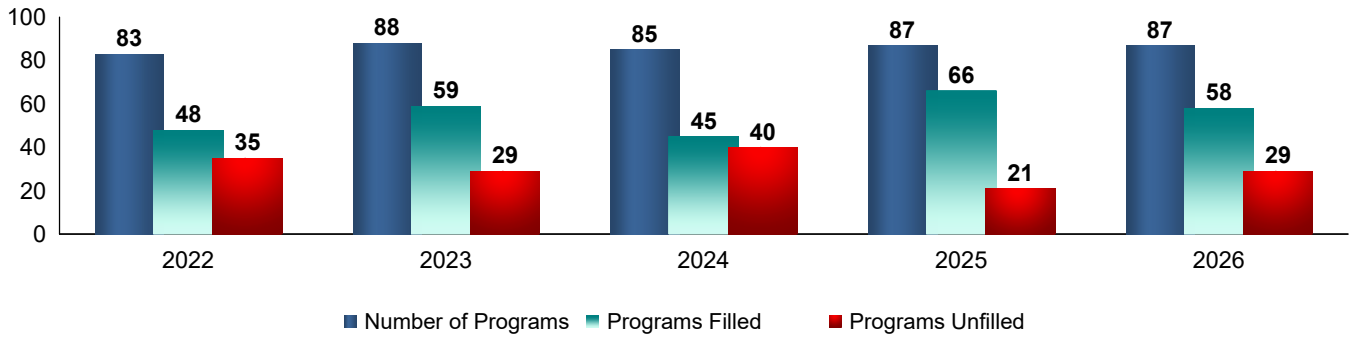
### Number of Applicants Per Position and Percent of Applicants Matched



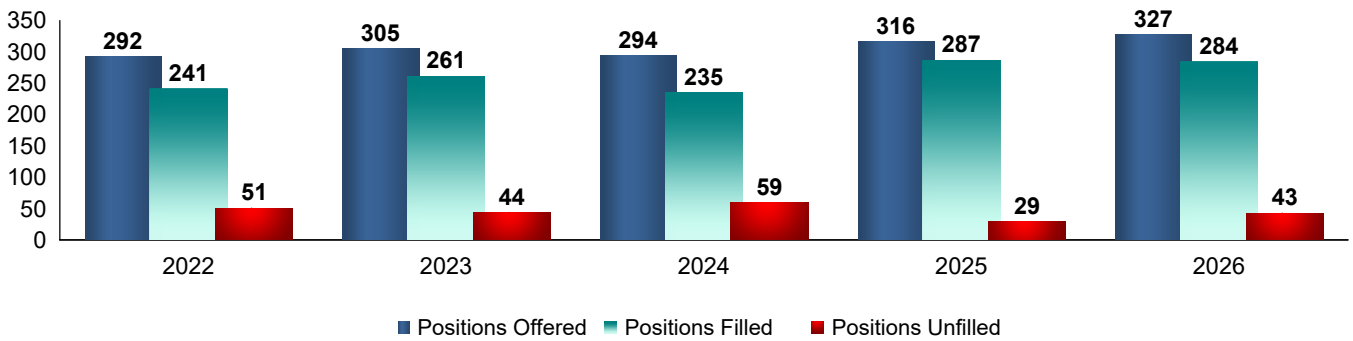
# Fellowship Match Trends by Specialty and Appointment Year

## Neuroradiology

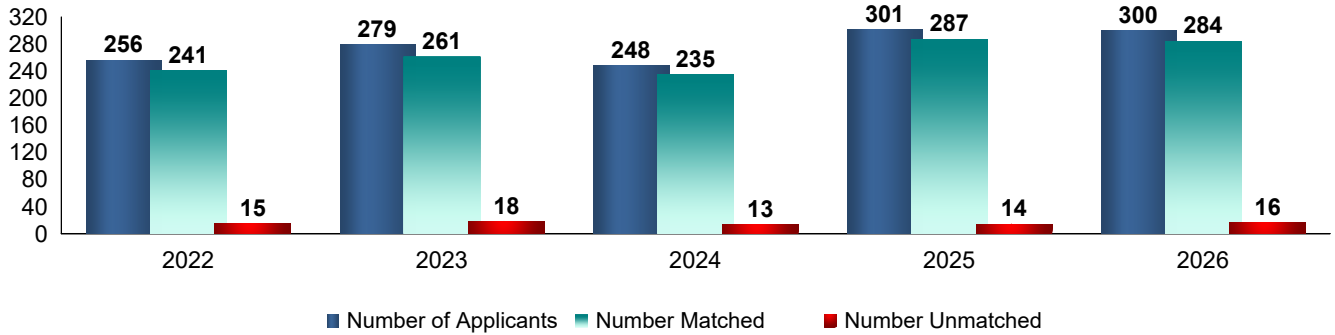
### Programs



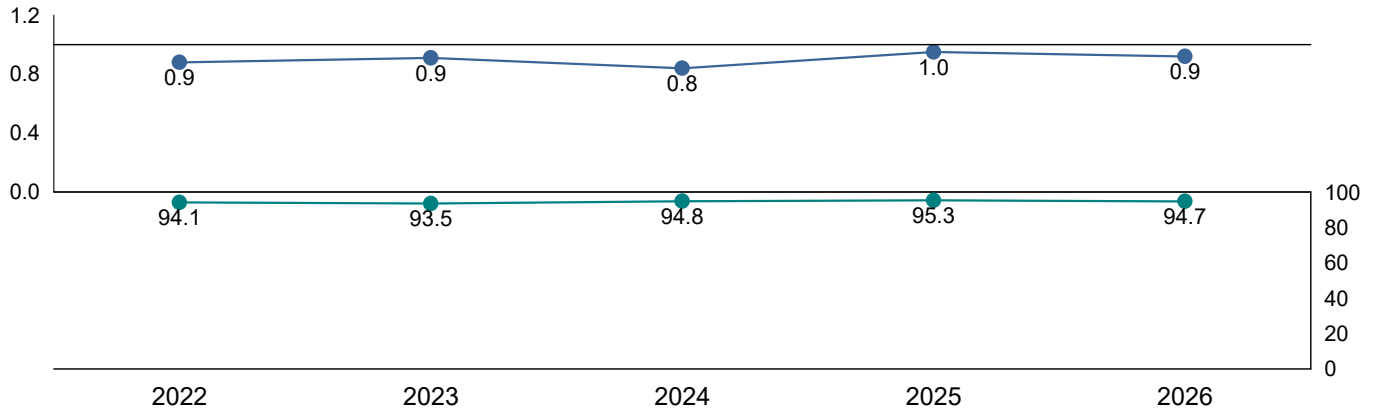
### Positions



### Applicants



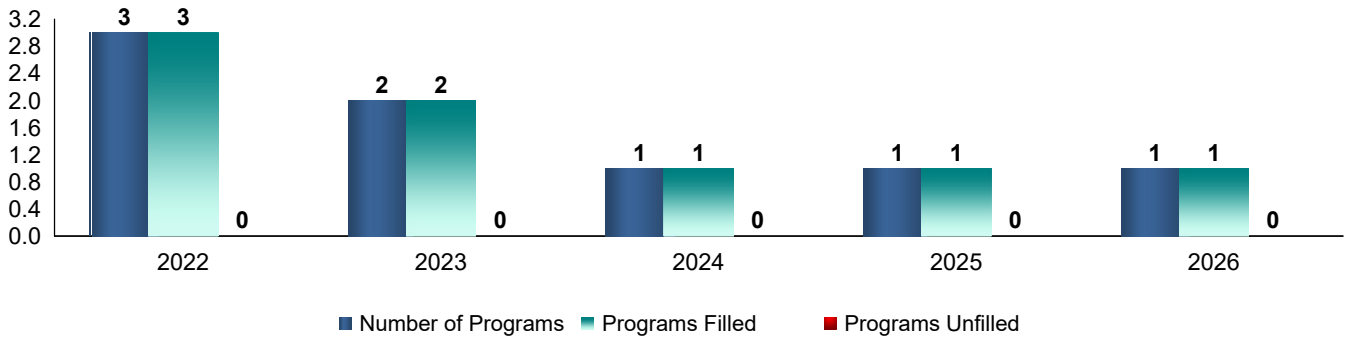
### Number of Applicants Per Position and Percent of Applicants Matched



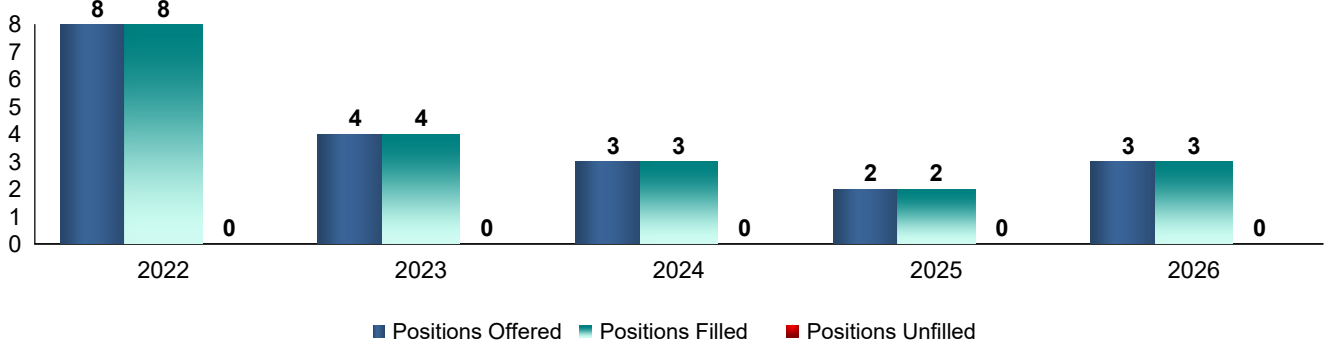
# Fellowship Match Trends by Specialty and Appointment Year

## Oncology

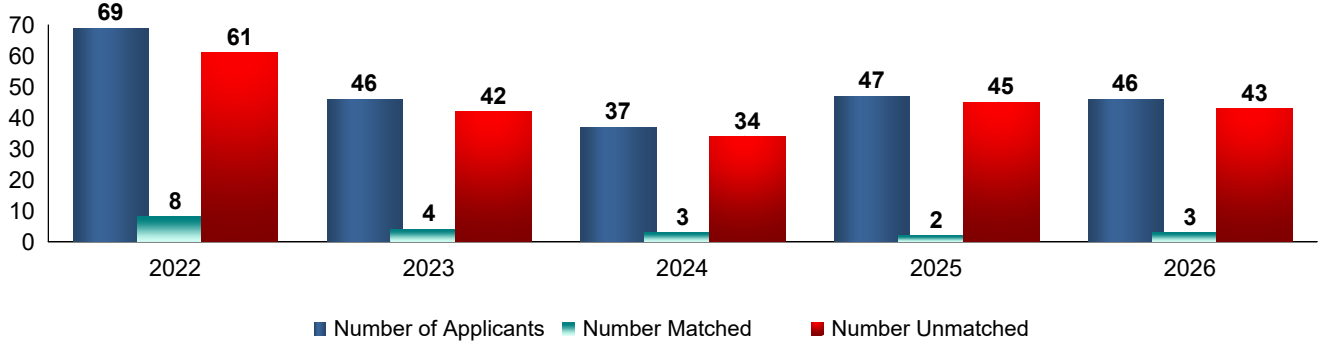
### Programs



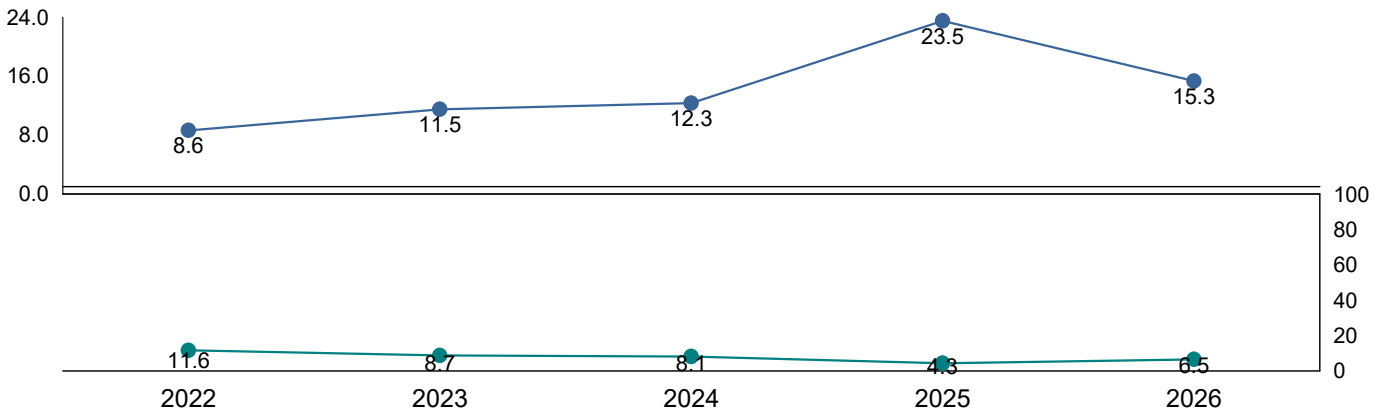
### Positions



### Applicants



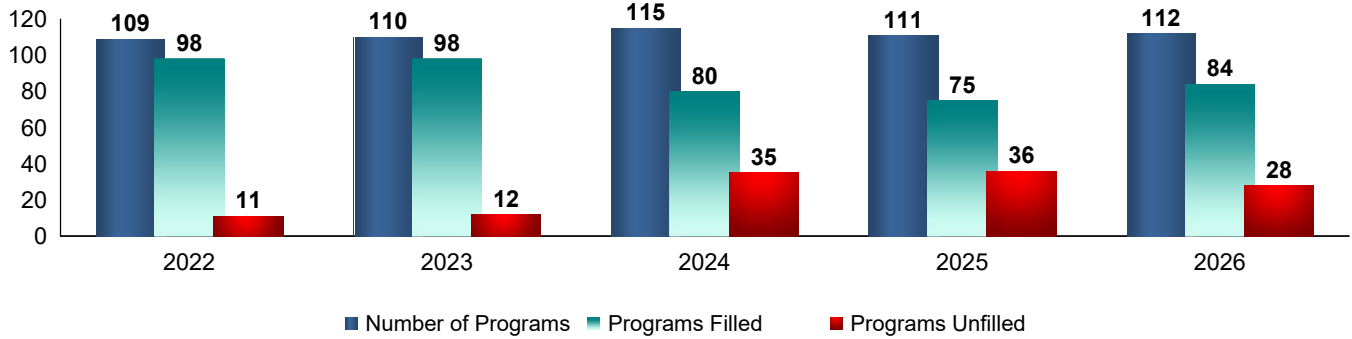
### Number of Applicants Per Position and Percent of Applicants Matched



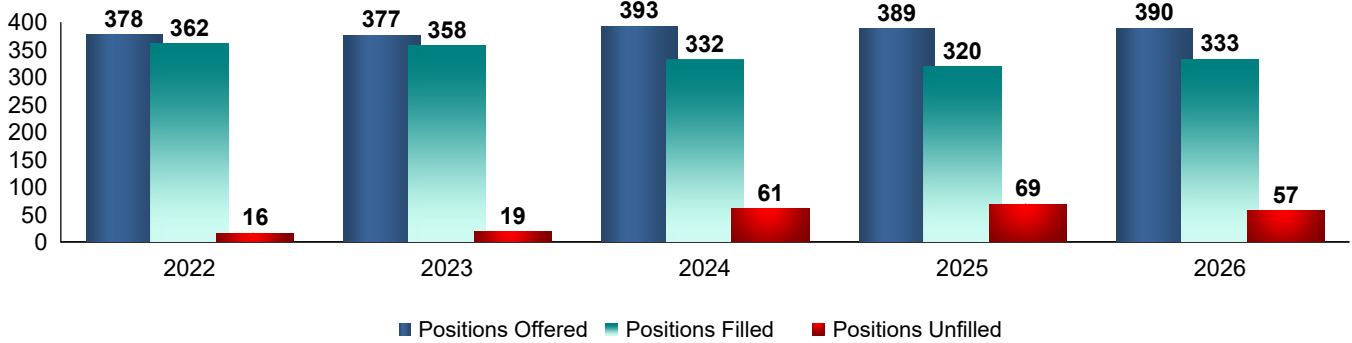
# Fellowship Match Trends by Specialty and Appointment Year

## Pain Medicine

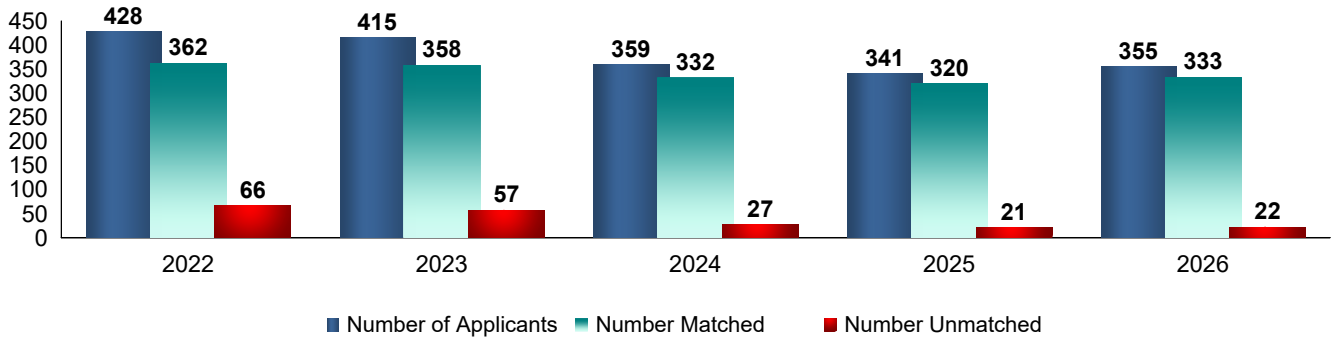
### Programs



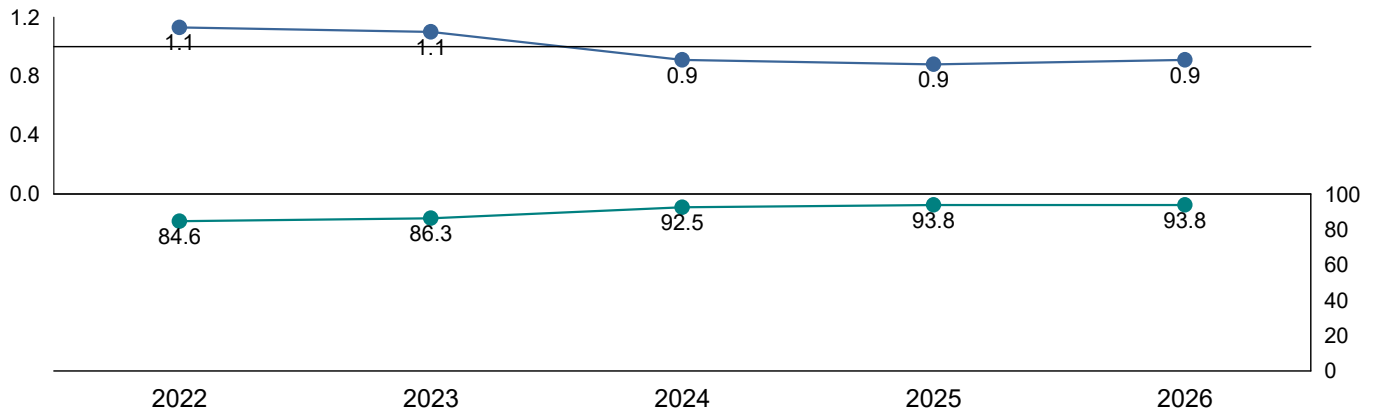
### Positions



### Applicants



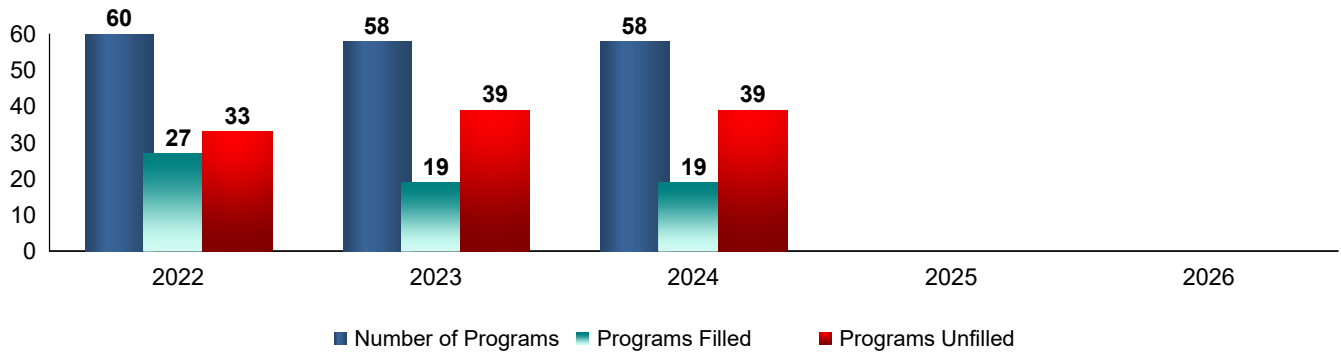
### Number of Applicants Per Position and Percent of Applicants Matched



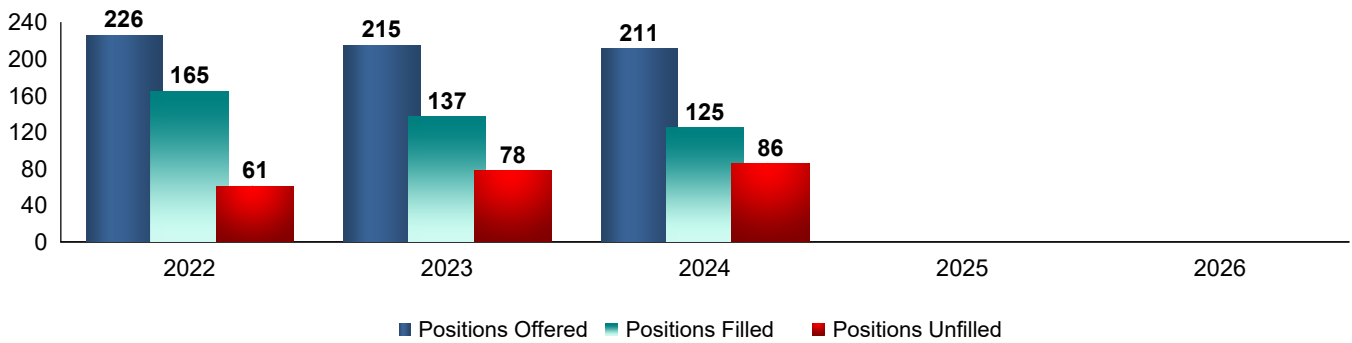
# Fellowship Match Trends by Specialty and Appointment Year

## Pediatric Anesthesiology

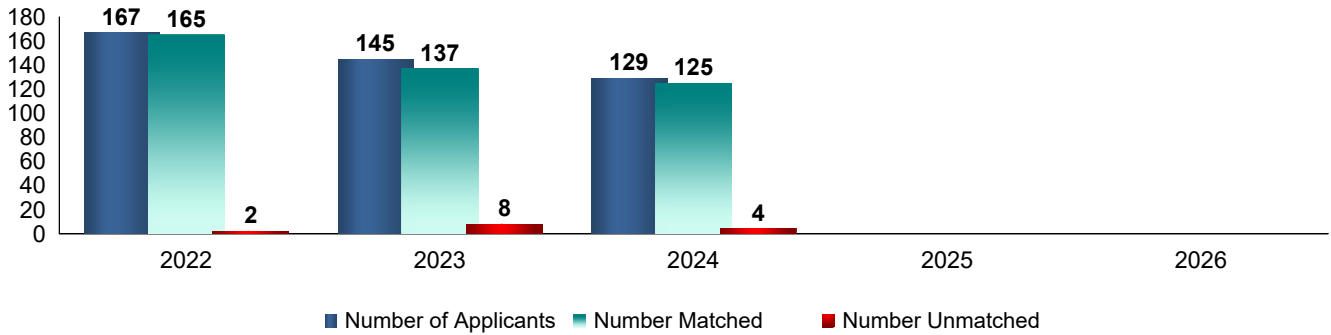
### Programs



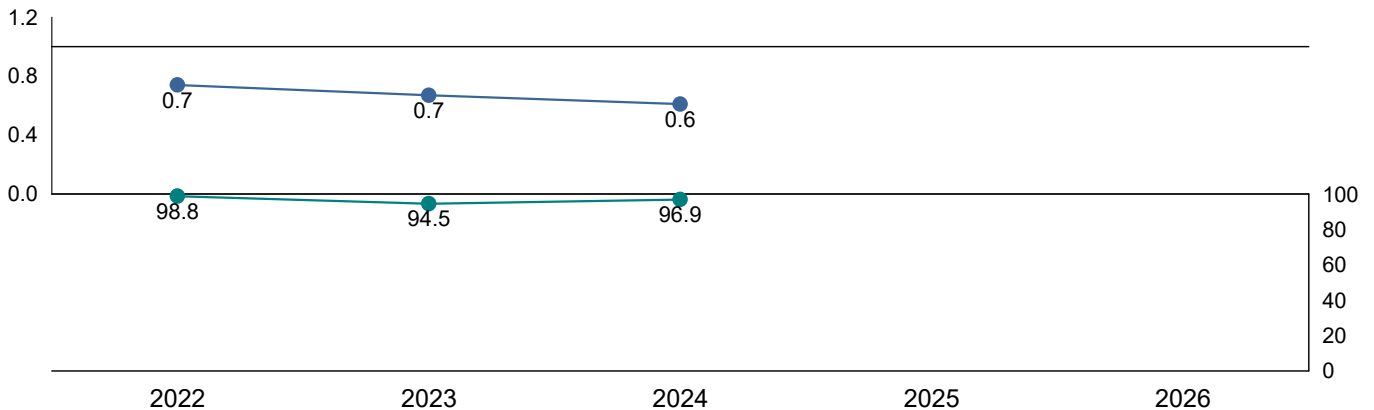
### Positions



### Applicants



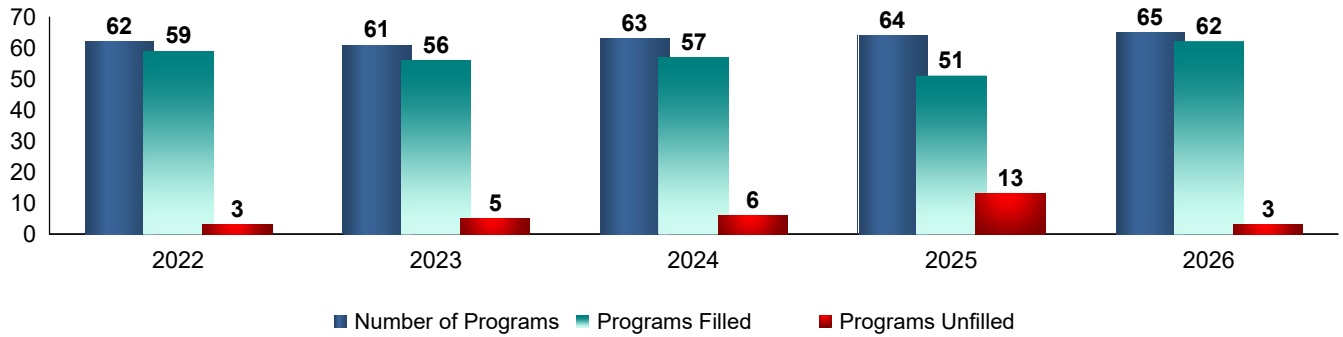
### Number of Applicants Per Position and Percent of Applicants Matched



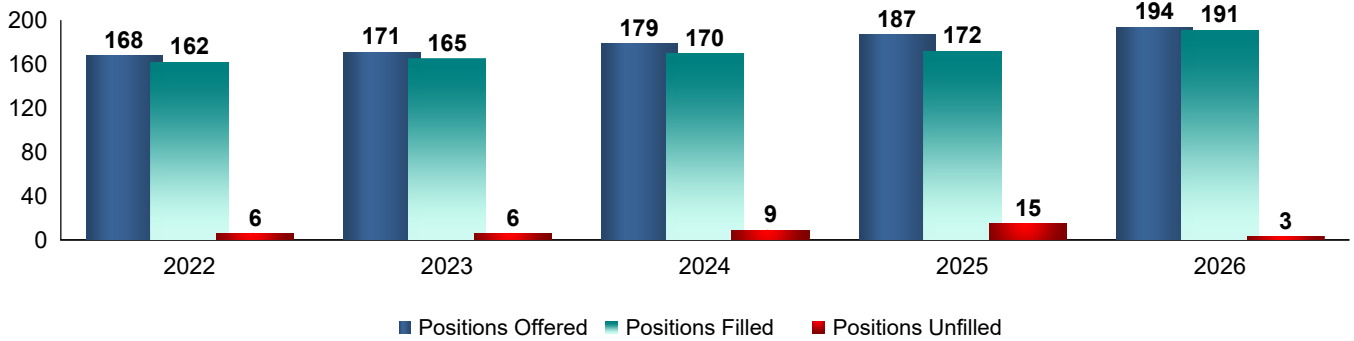
# Fellowship Match Trends by Specialty and Appointment Year

## Pediatric Cardiology

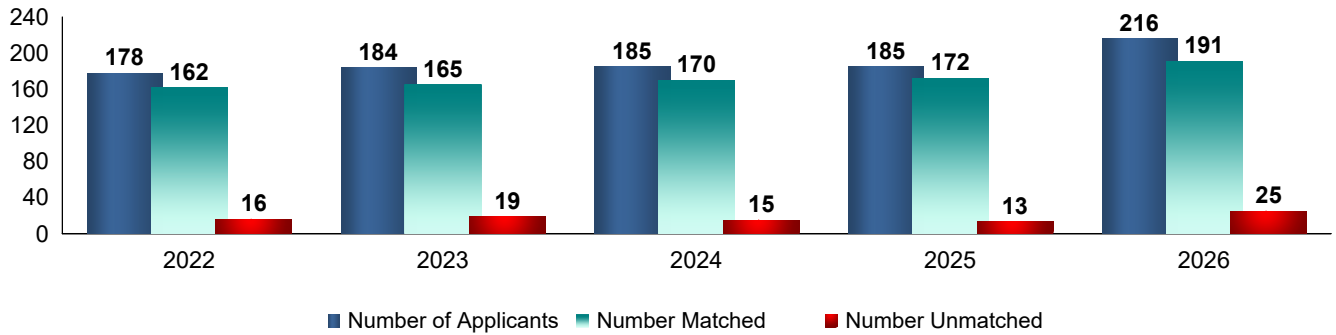
### Programs



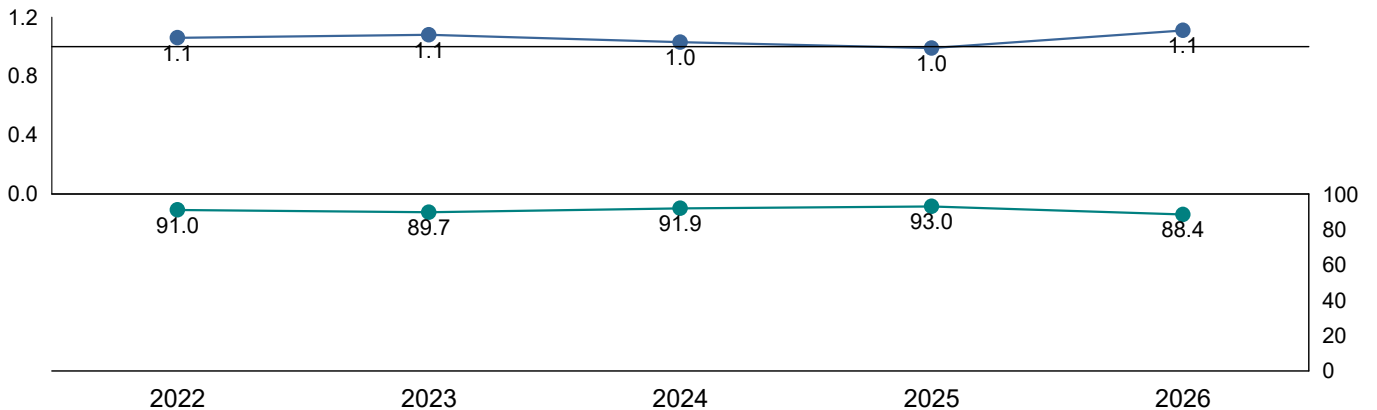
### Positions



### Applicants



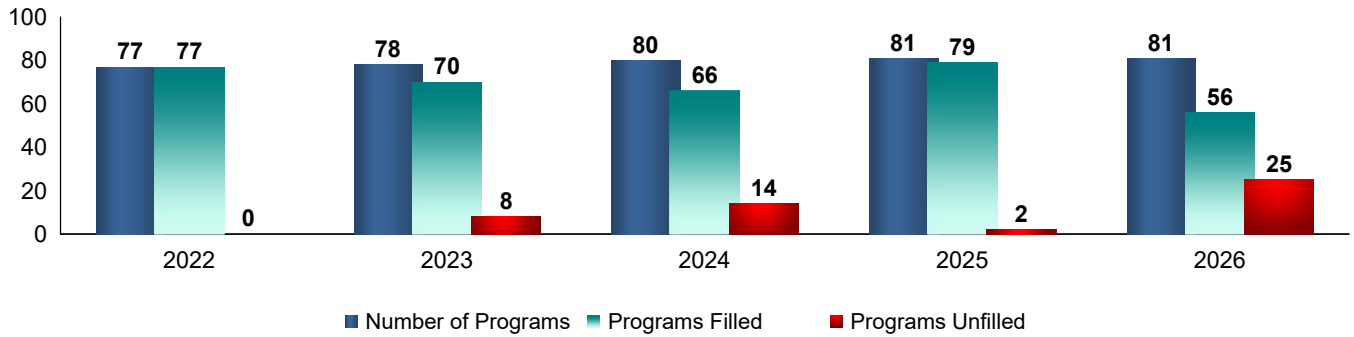
### Number of Applicants Per Position and Percent of Applicants Matched



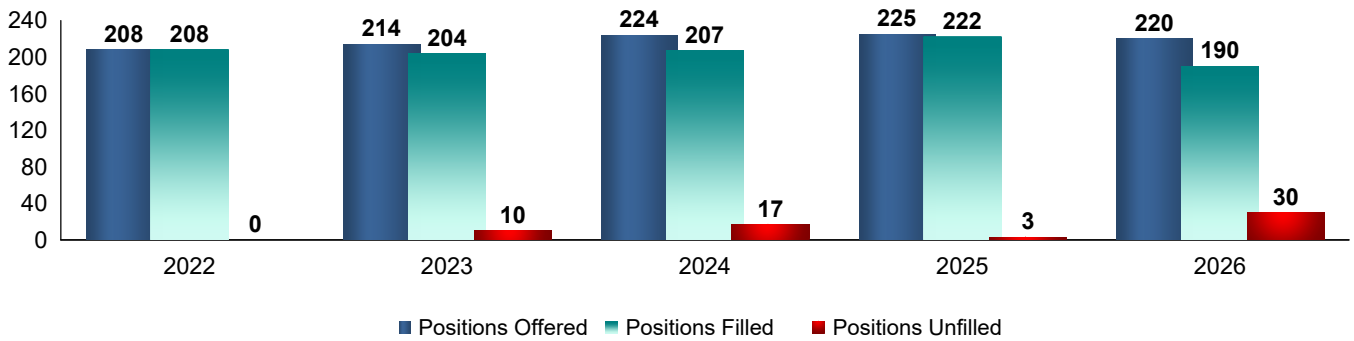
# Fellowship Match Trends by Specialty and Appointment Year

## Pediatric Critical Care Medicine

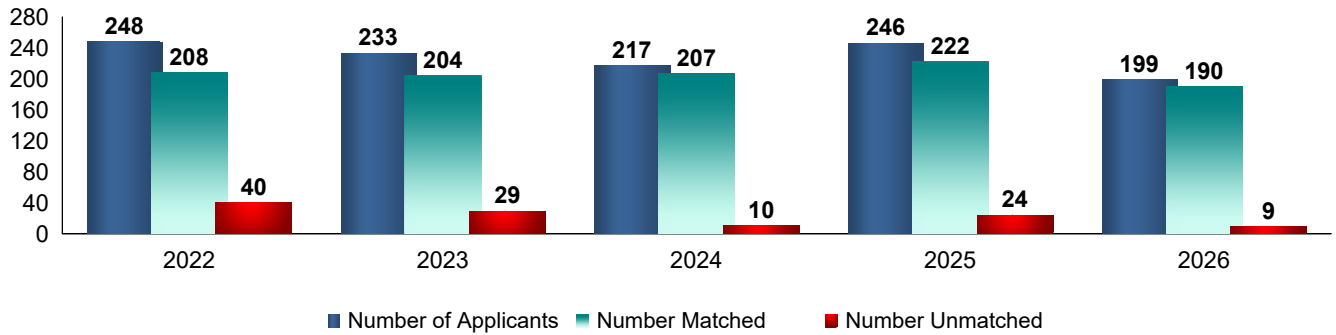
### Programs



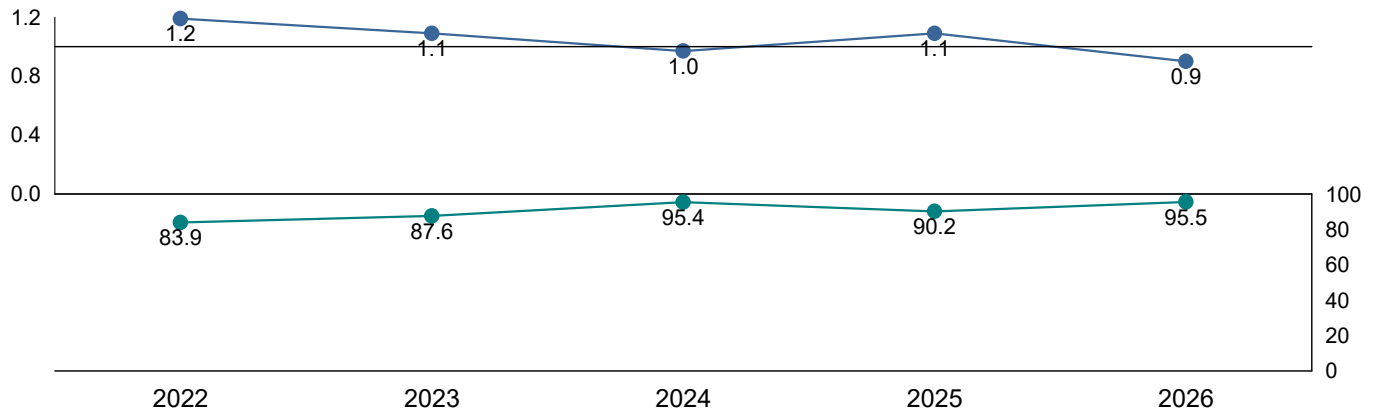
### Positions



### Applicants



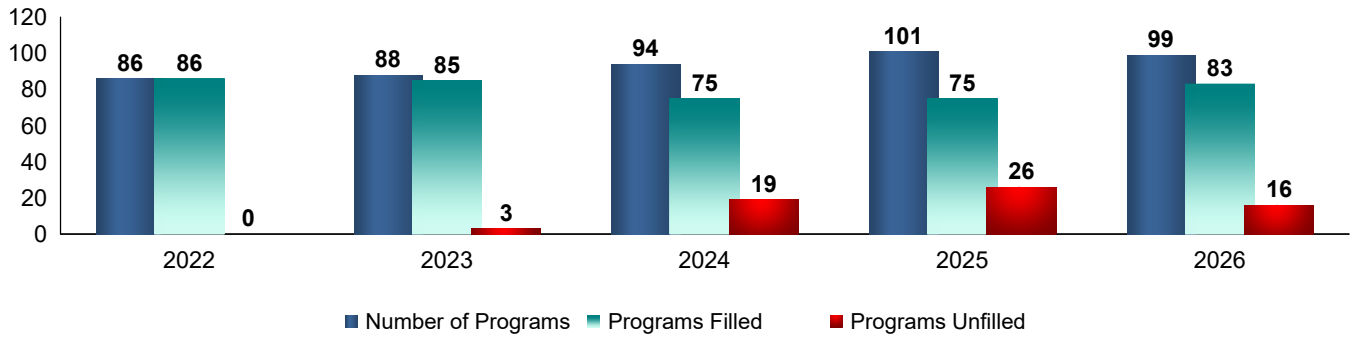
### Number of Applicants Per Position and Percent of Applicants Matched



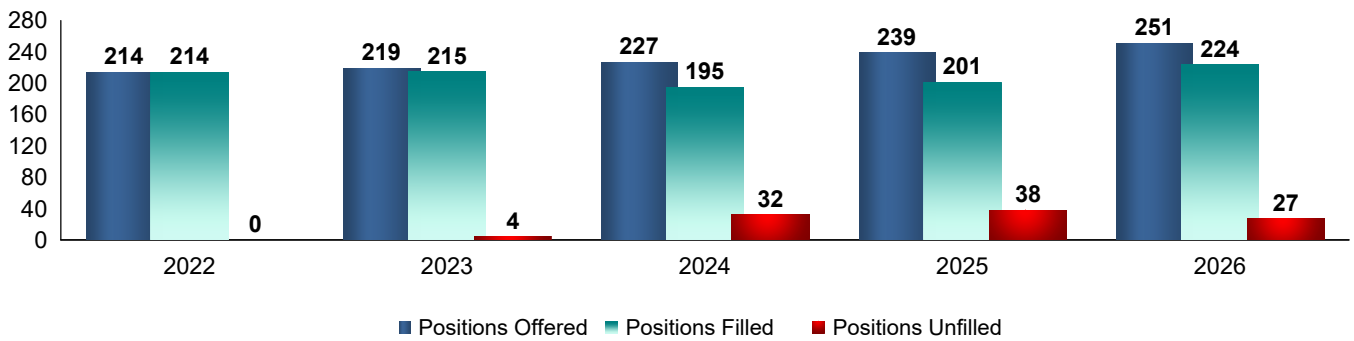
# Fellowship Match Trends by Specialty and Appointment Year

## Pediatric Emergency Medicine

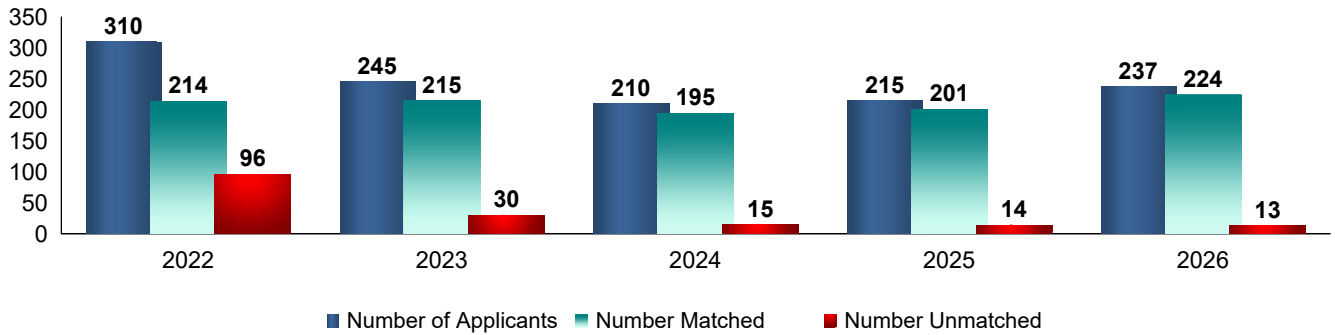
### Programs



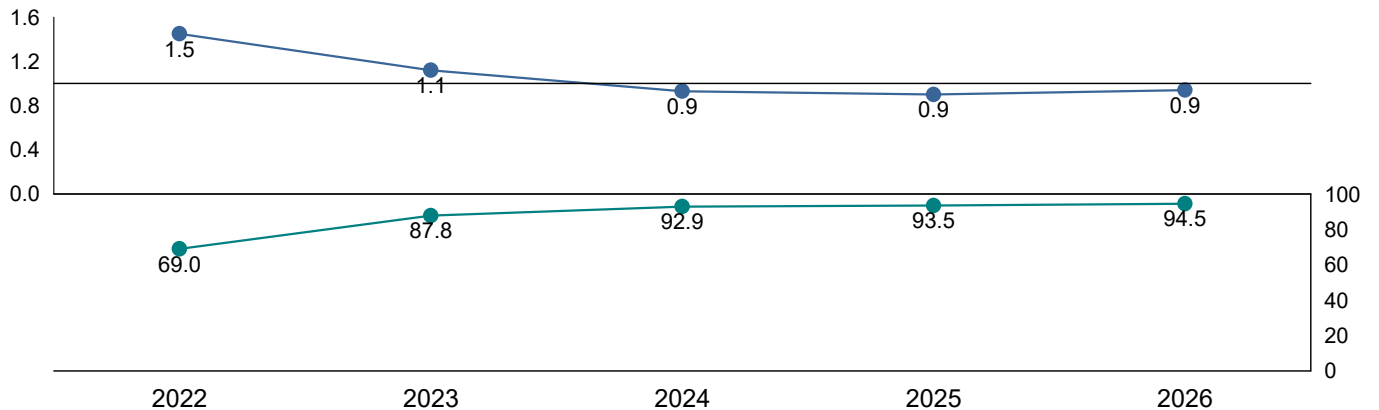
### Positions



### Applicants



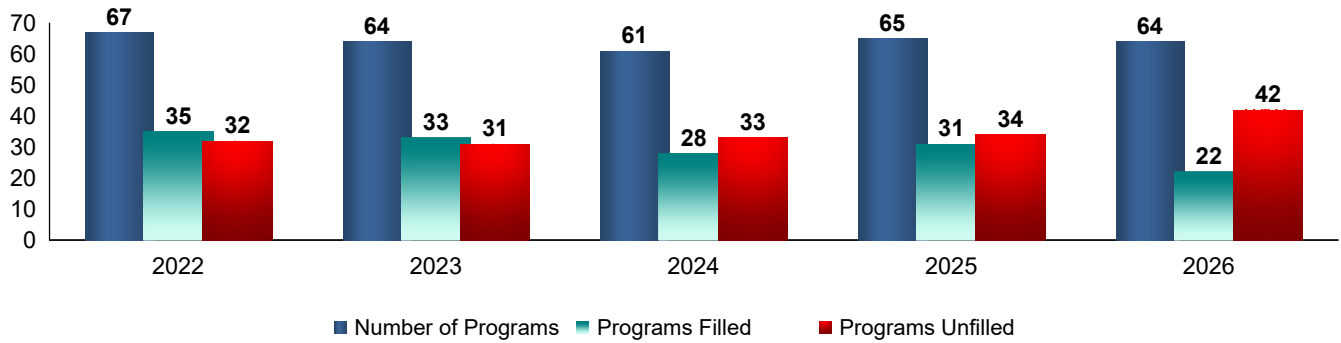
### Number of Applicants Per Position and Percent of Applicants Matched



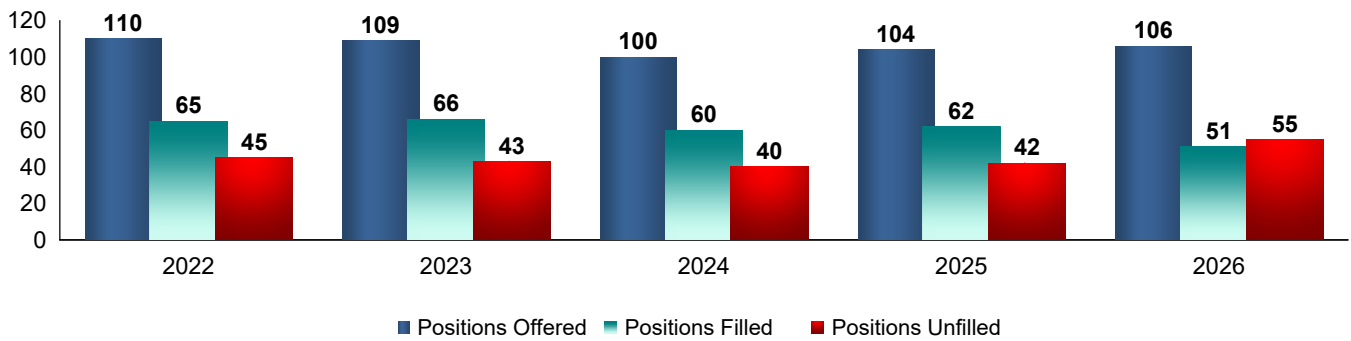
# Fellowship Match Trends by Specialty and Appointment Year

## Pediatric Endocrinology

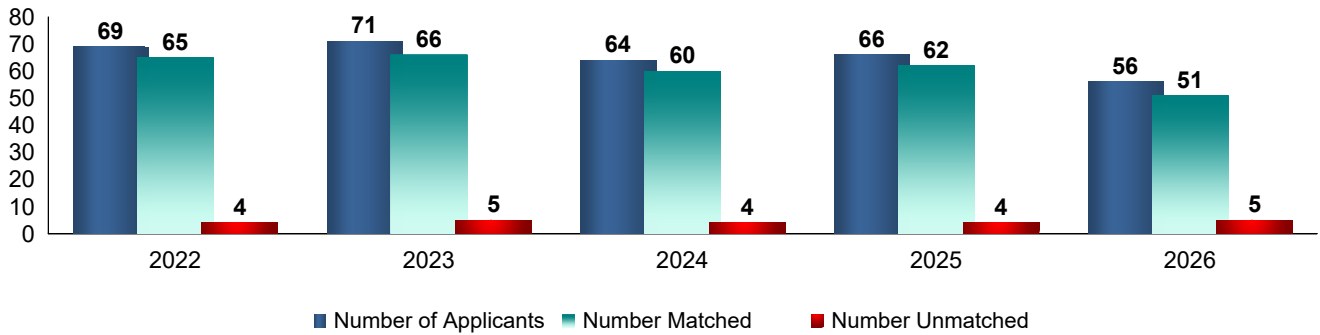
### Programs



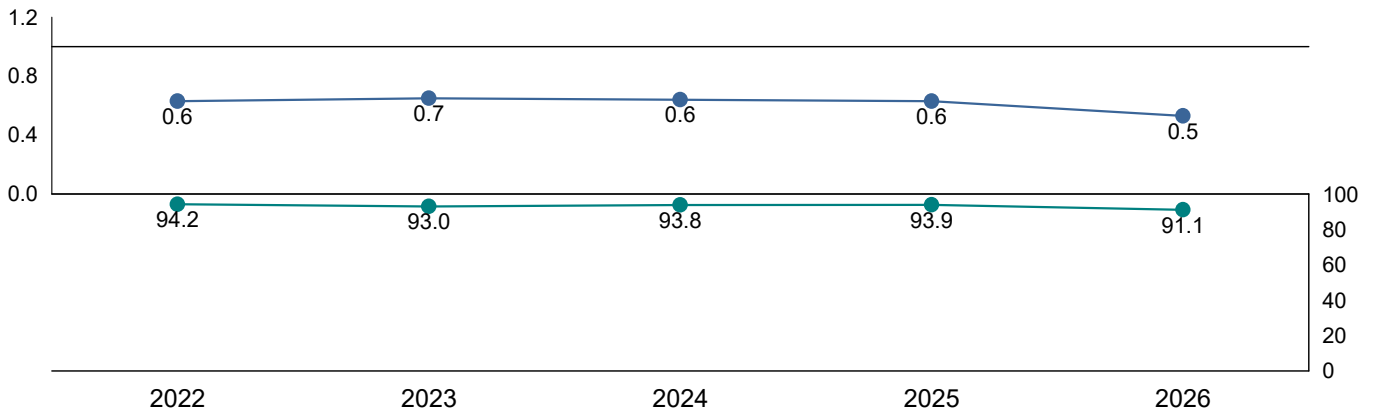
### Positions



### Applicants



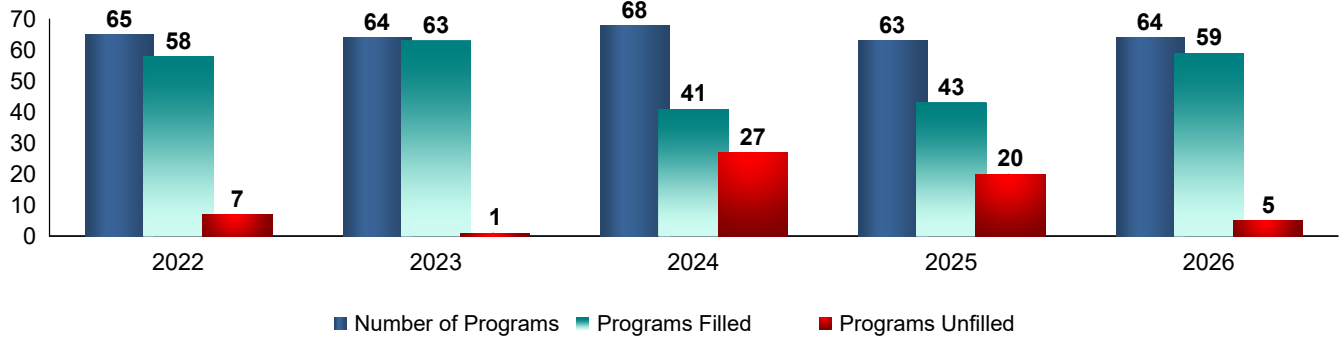
### Number of Applicants Per Position and Percent of Applicants Matched



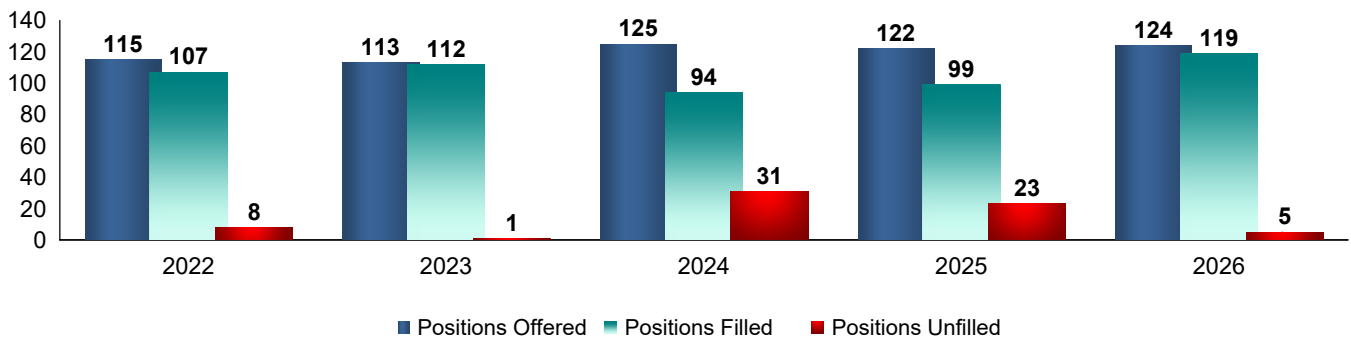
# Fellowship Match Trends by Specialty and Appointment Year

## Pediatric Gastroenterology

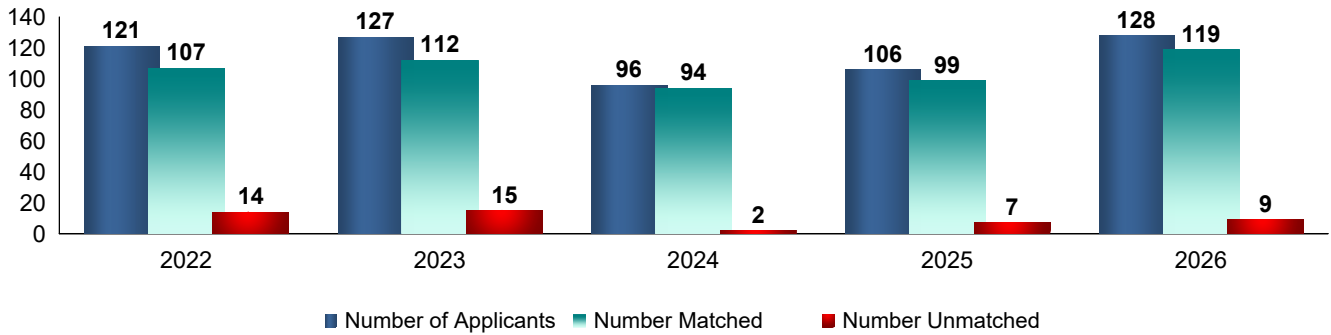
### Programs



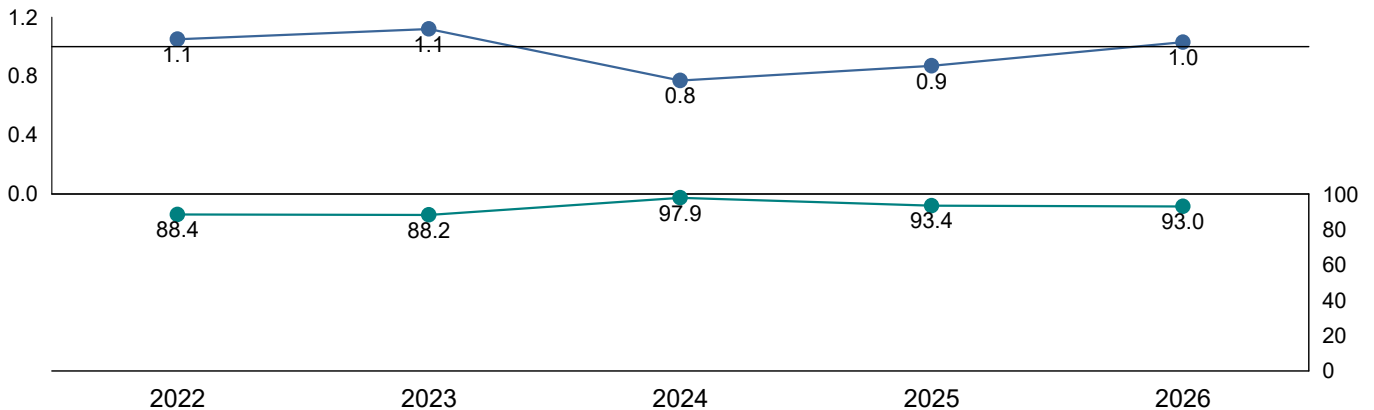
### Positions



### Applicants



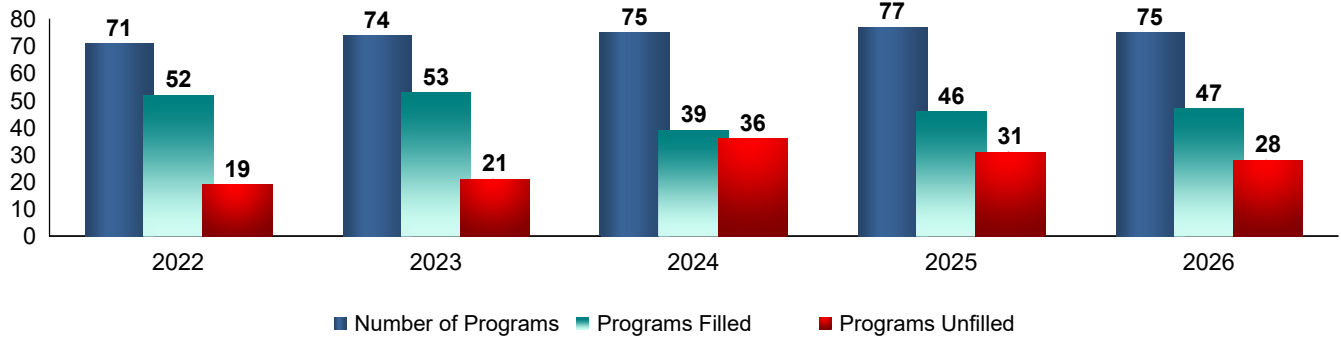
### Number of Applicants Per Position and Percent of Applicants Matched



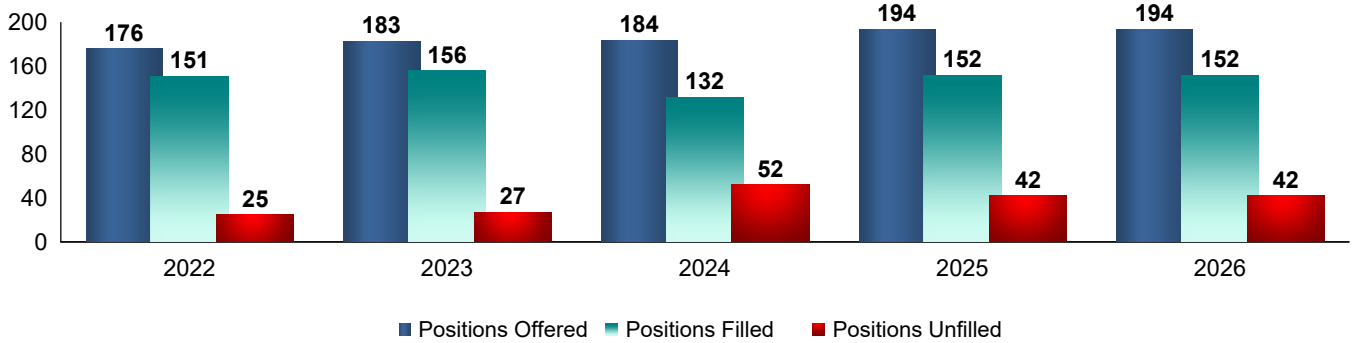
# Fellowship Match Trends by Specialty and Appointment Year

## Pediatric Hematology/Oncology

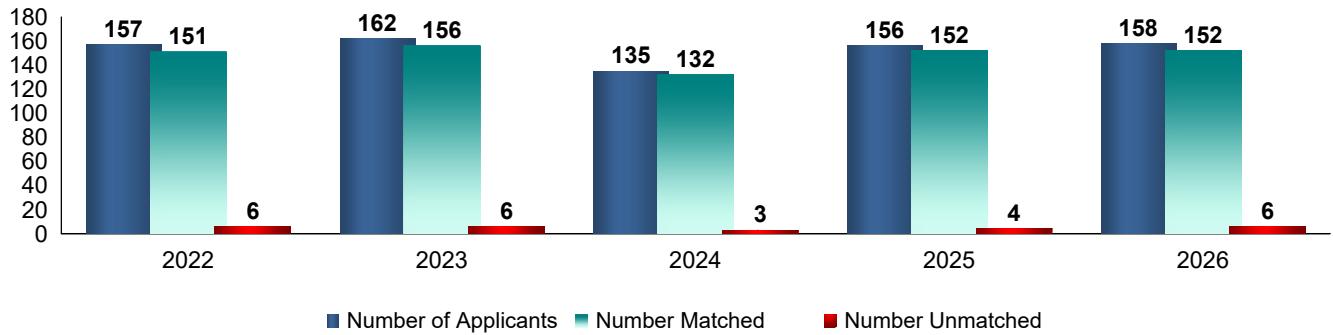
### Programs



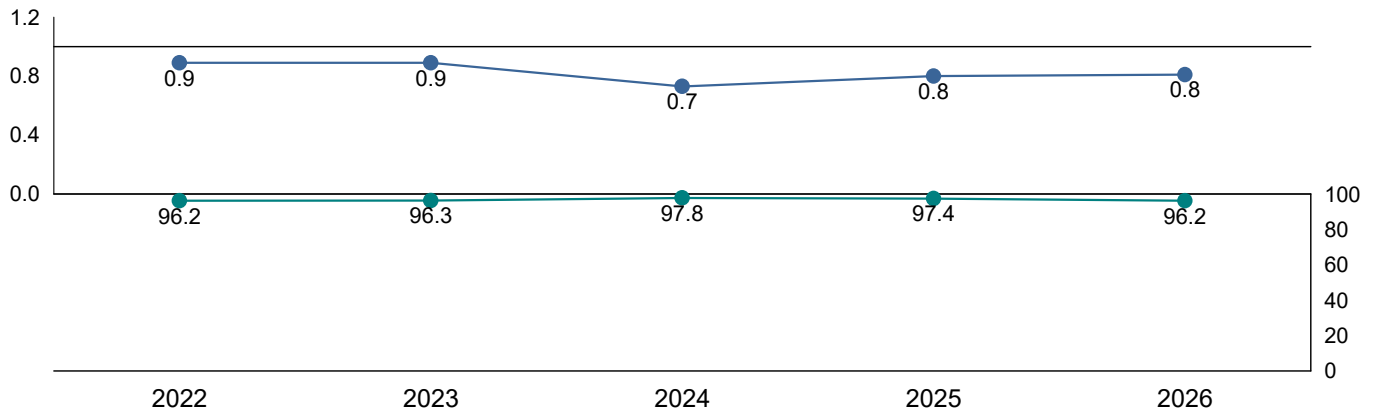
### Positions



### Applicants



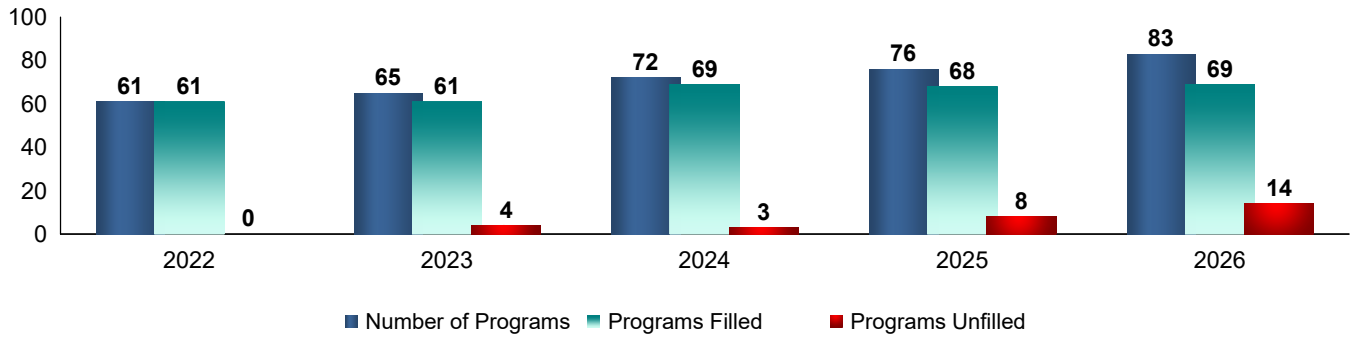
### Number of Applicants Per Position and Percent of Applicants Matched



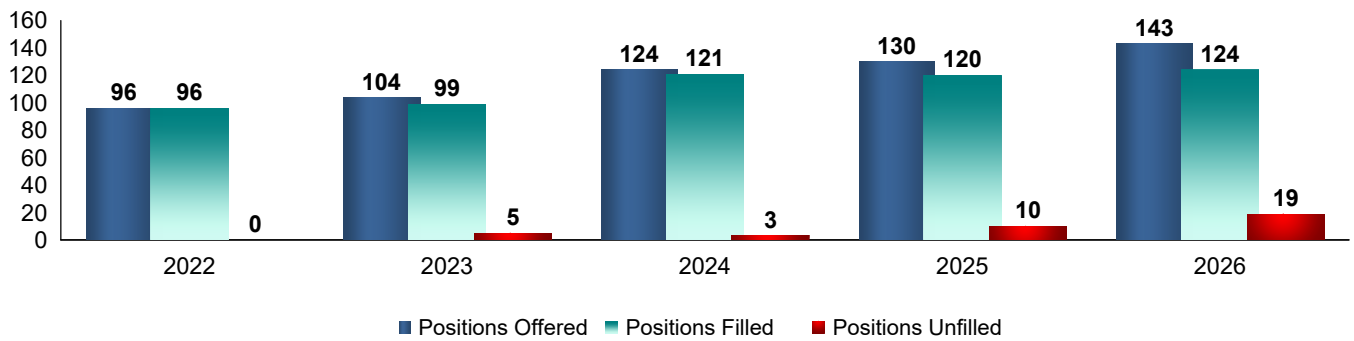
# Fellowship Match Trends by Specialty and Appointment Year

## Pediatric Hospital Medicine

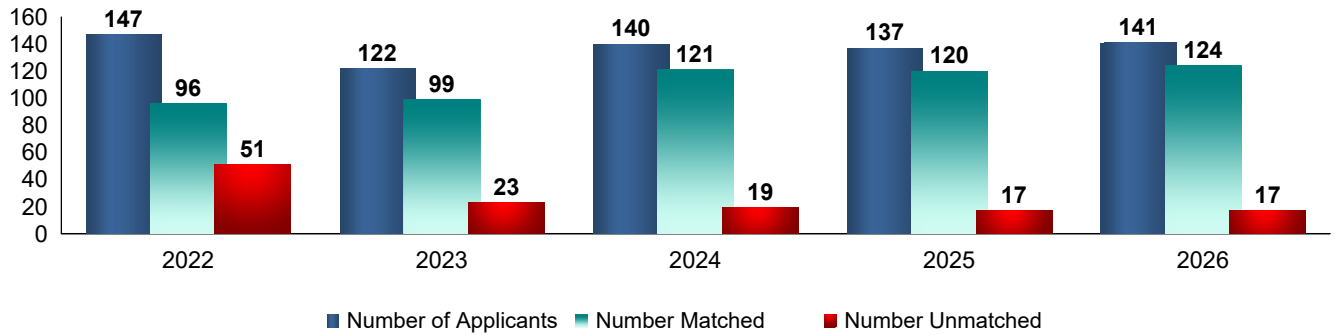
### Programs



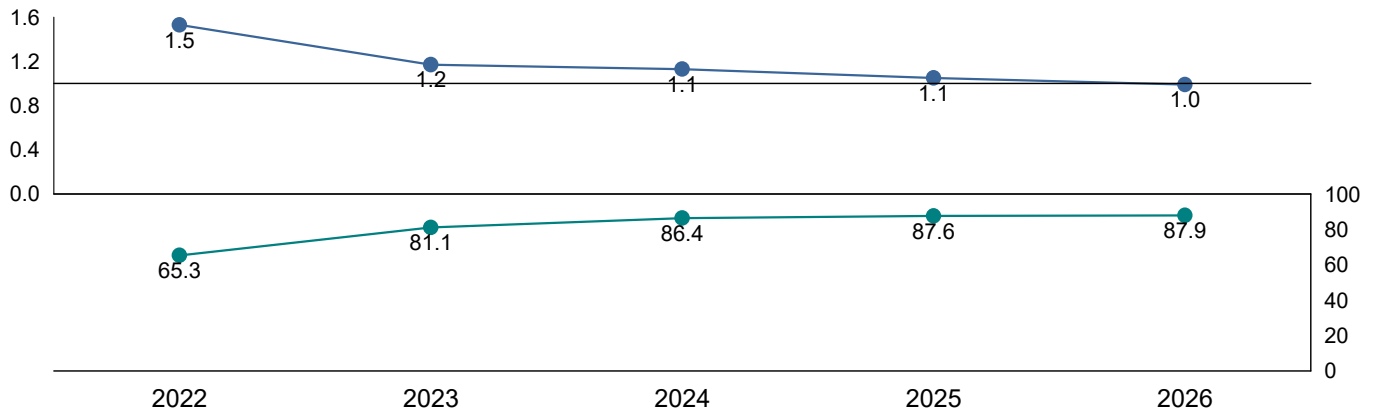
### Positions



### Applicants



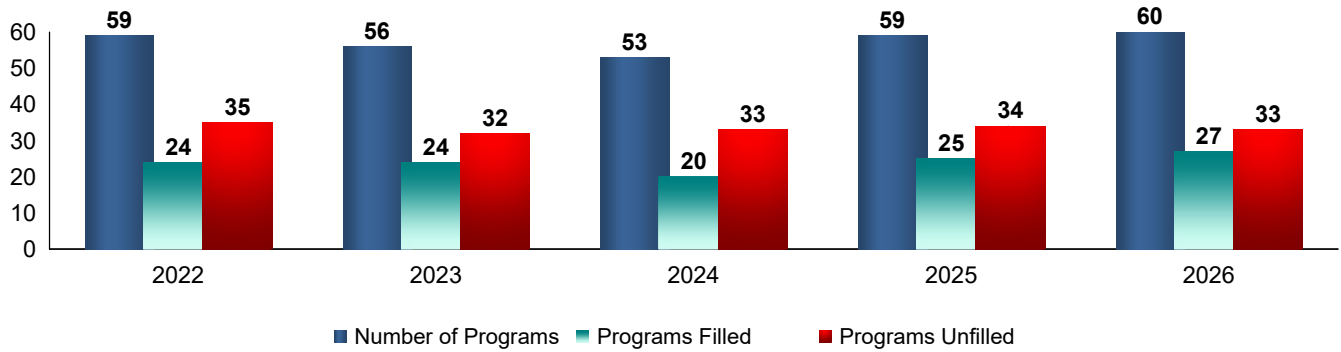
### Number of Applicants Per Position and Percent of Applicants Matched



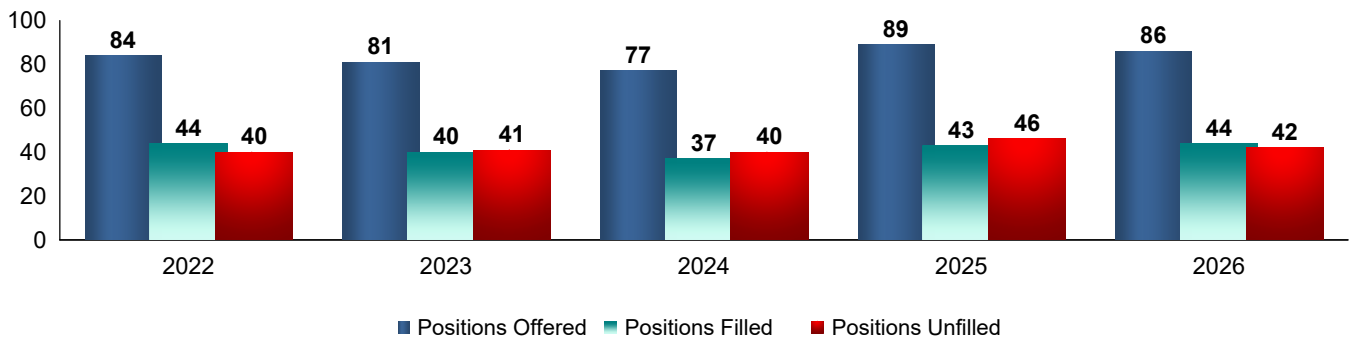
# Fellowship Match Trends by Specialty and Appointment Year

## Pediatric Infectious Diseases

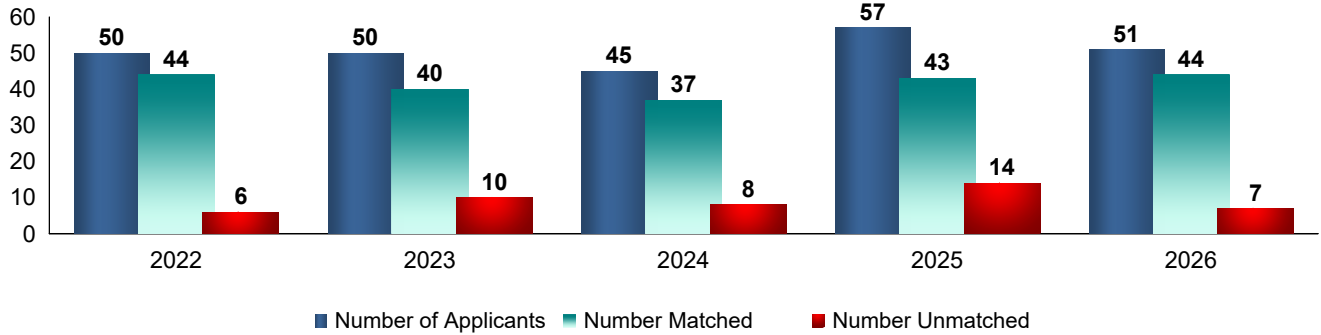
### Programs



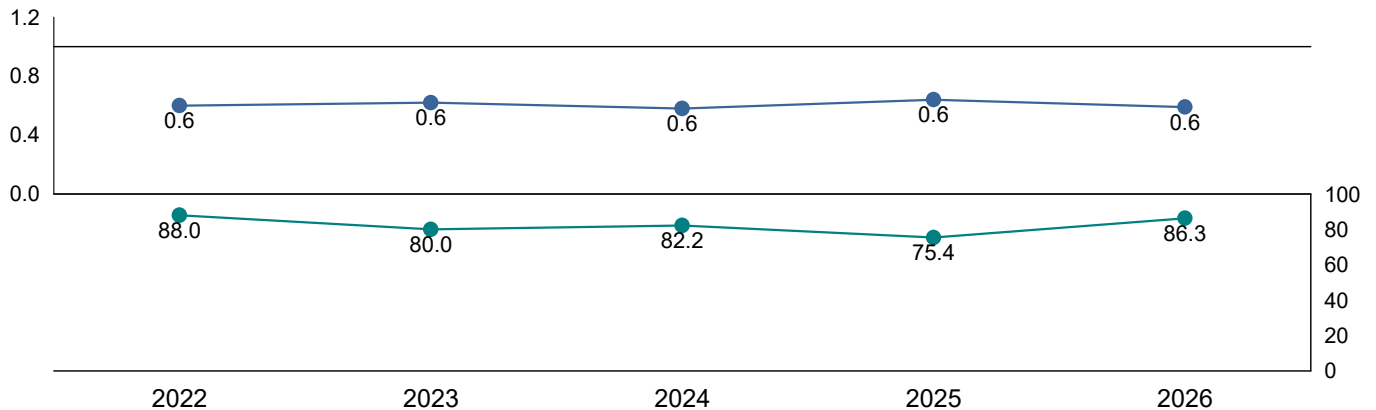
### Positions



### Applicants



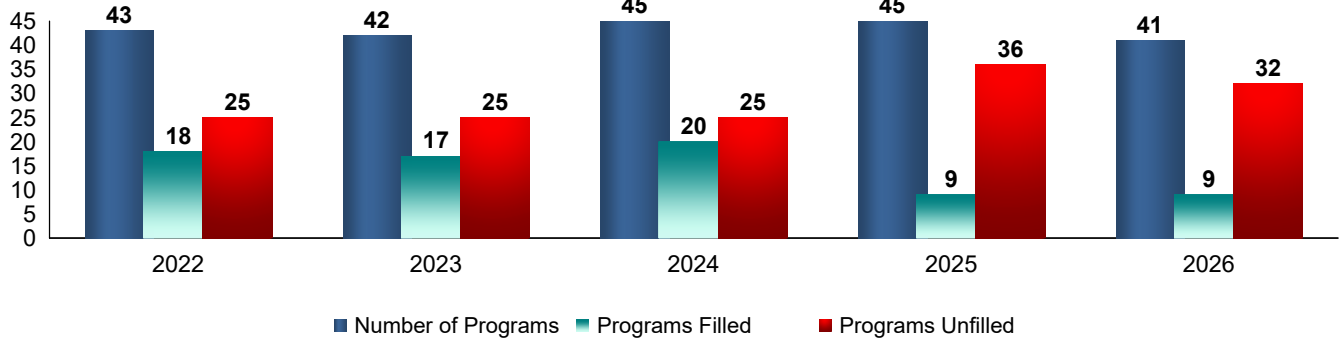
### Number of Applicants Per Position and Percent of Applicants Matched



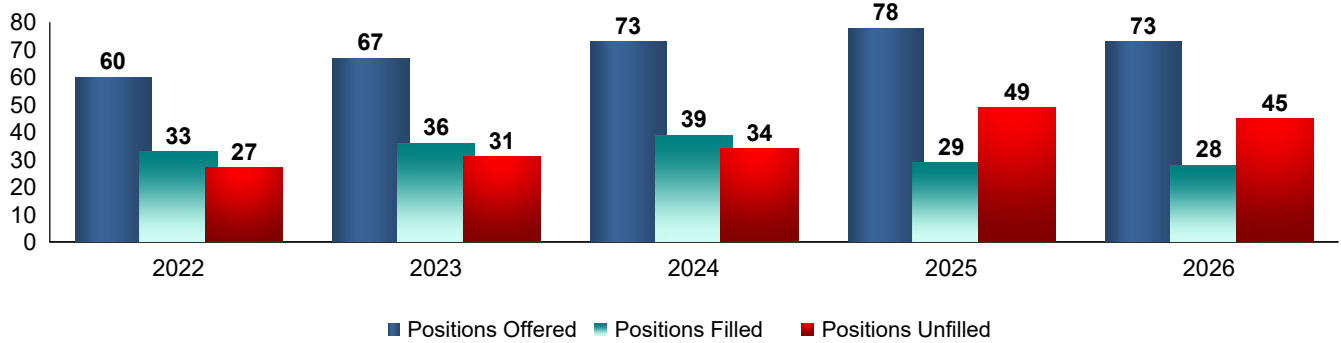
# Fellowship Match Trends by Specialty and Appointment Year

## Pediatric Nephrology

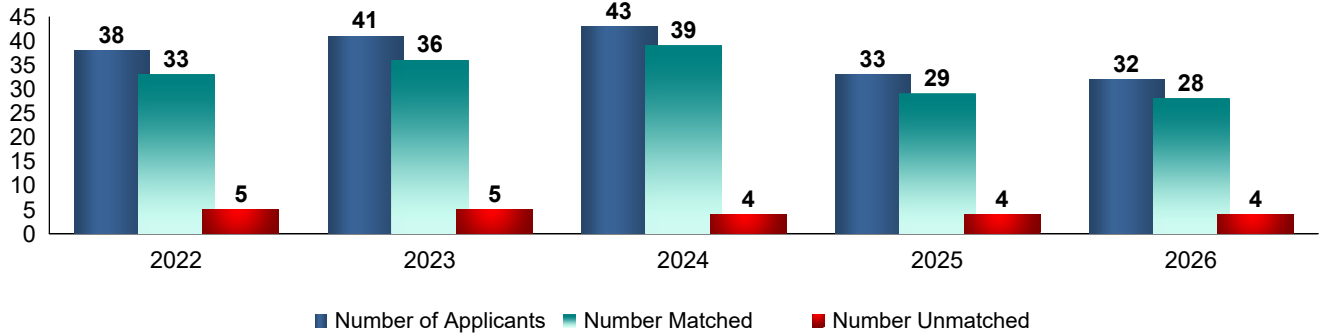
### Programs



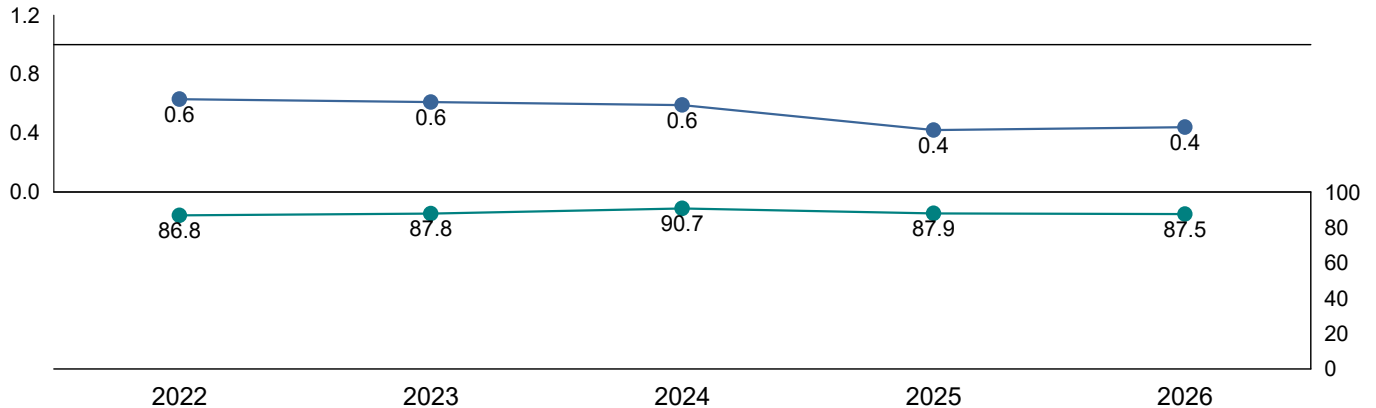
### Positions



### Applicants



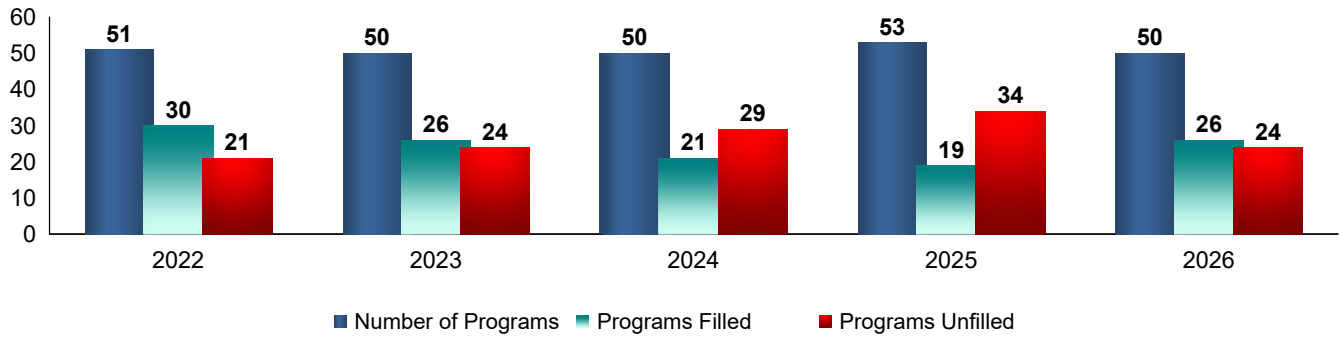
### Number of Applicants Per Position and Percent of Applicants Matched



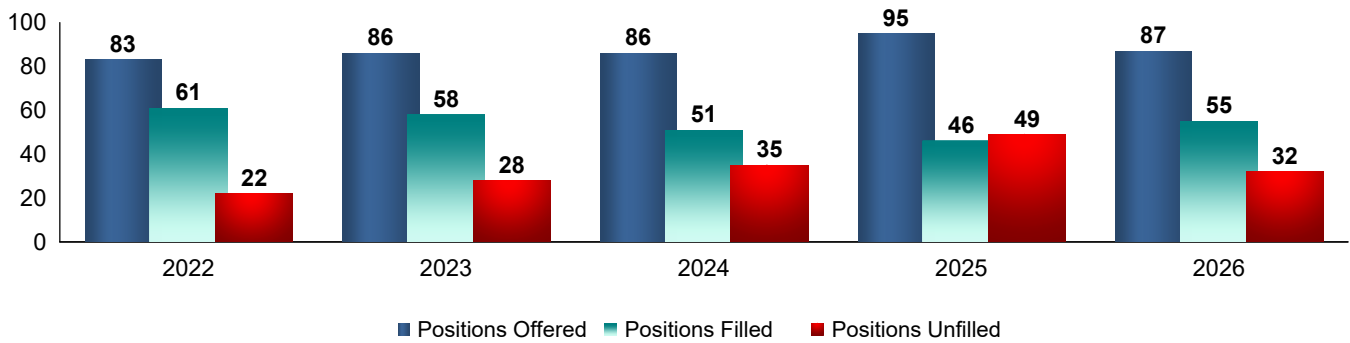
# Fellowship Match Trends by Specialty and Appointment Year

## Pediatric Pulmonology

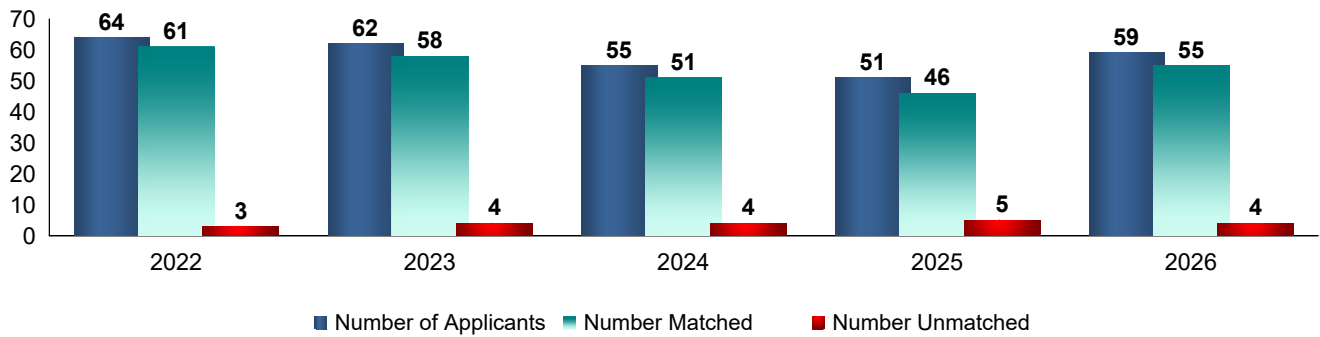
### Programs



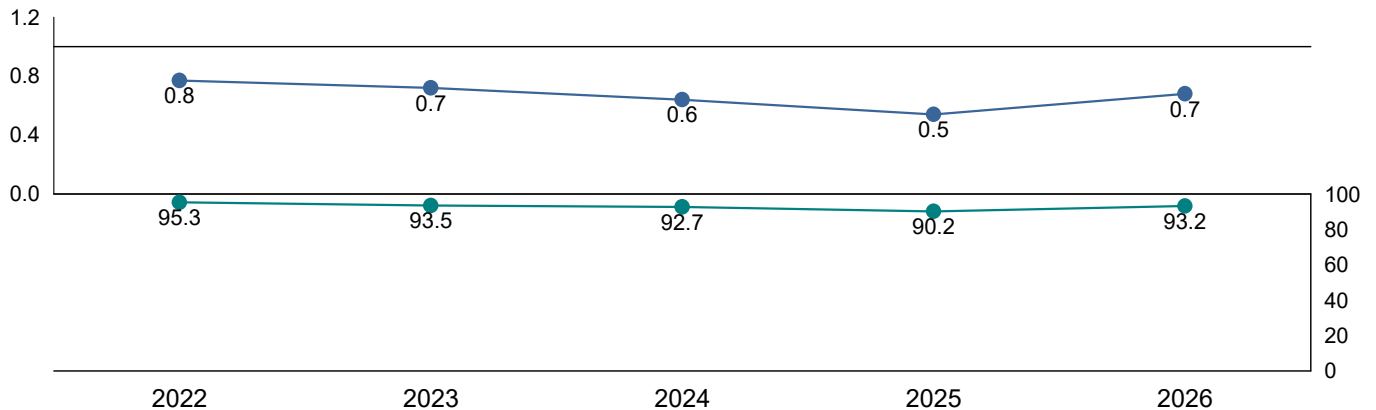
### Positions



### Applicants



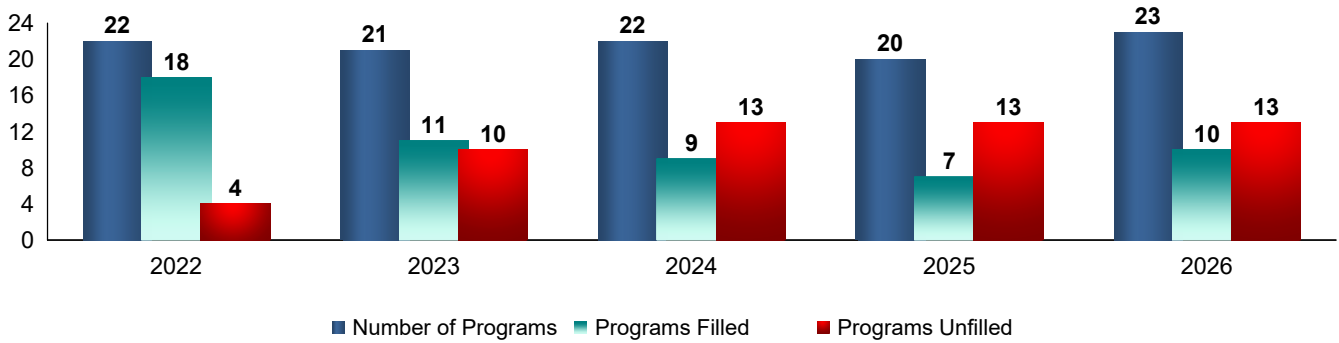
### Number of Applicants Per Position and Percent of Applicants Matched



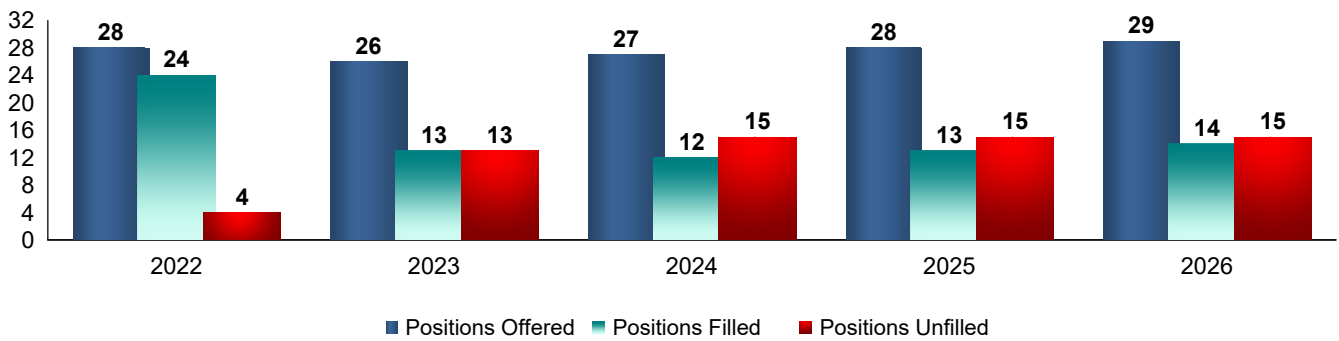
# Fellowship Match Trends by Specialty and Appointment Year

## Pediatric Rehabilitation Medicine

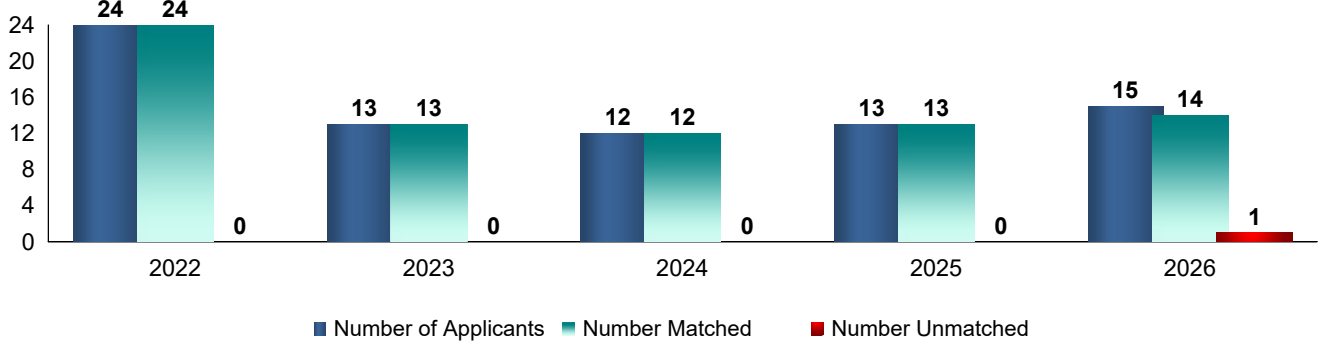
### Programs



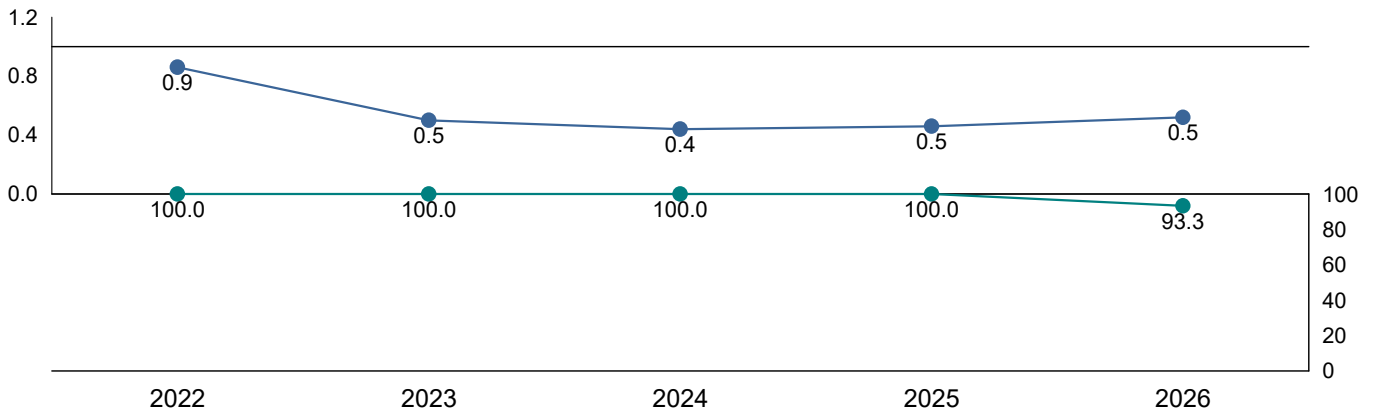
### Positions



### Applicants



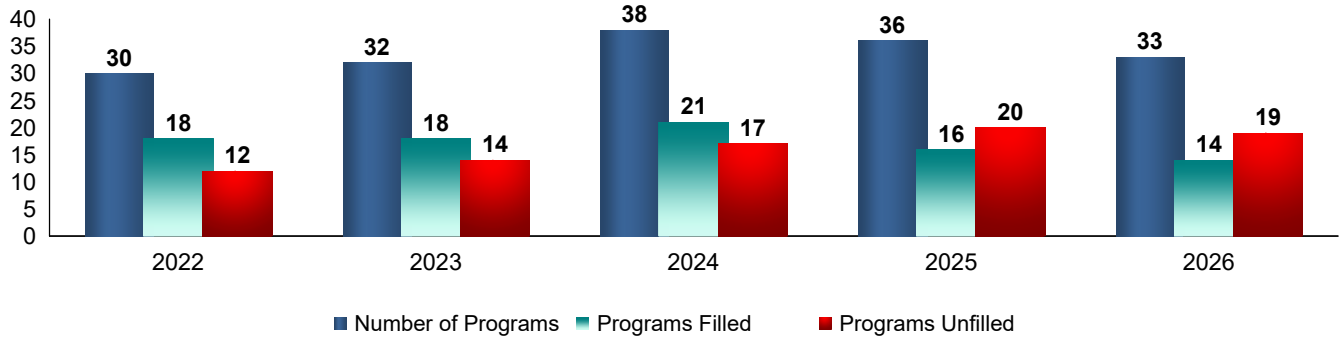
### Number of Applicants Per Position and Percent of Applicants Matched



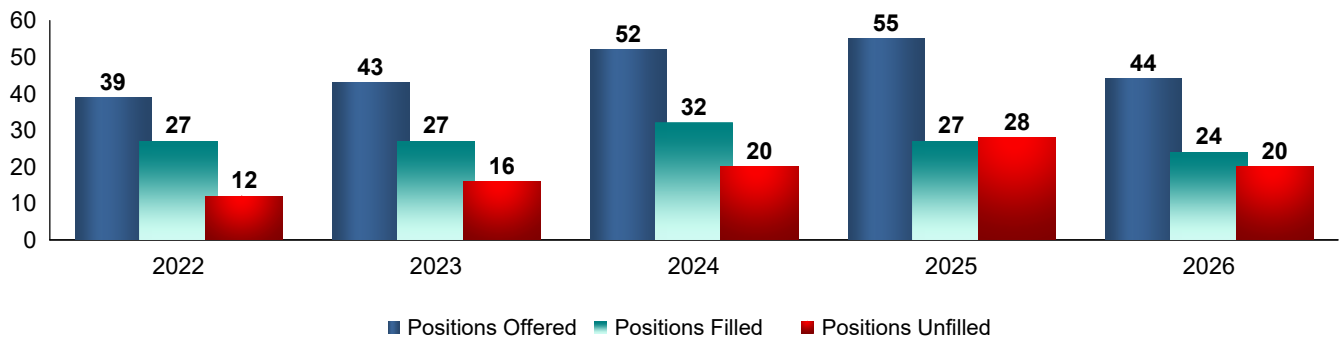
# Fellowship Match Trends by Specialty and Appointment Year

## Pediatric Rheumatology

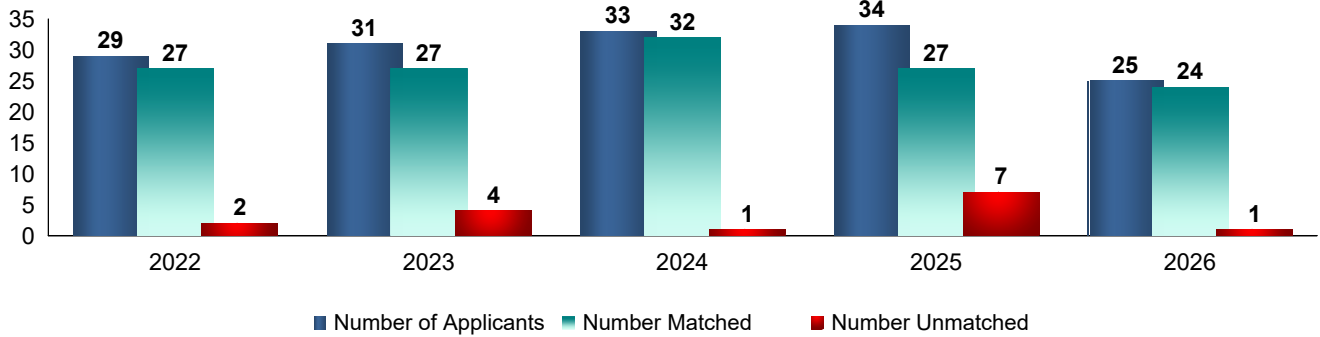
### Programs



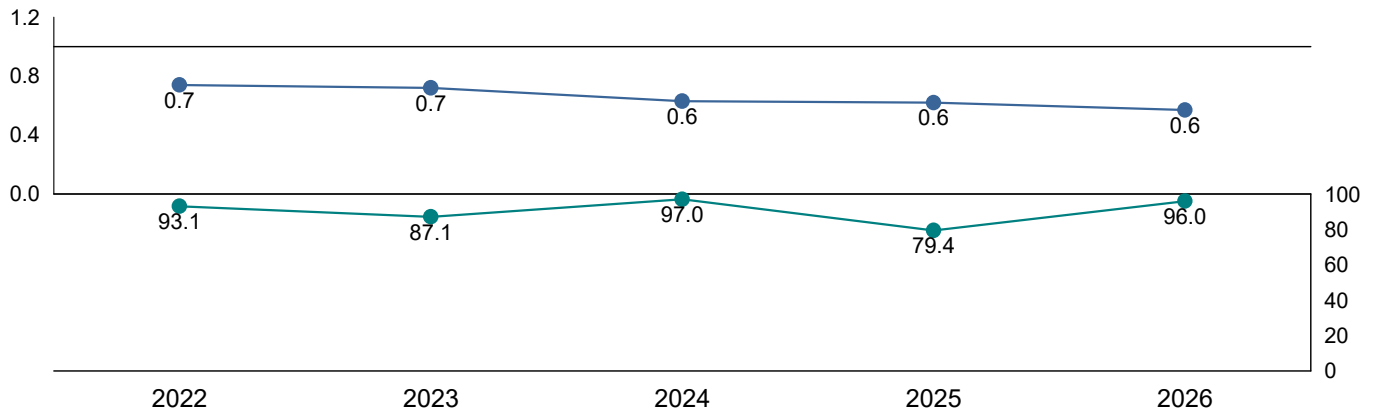
### Positions



### Applicants



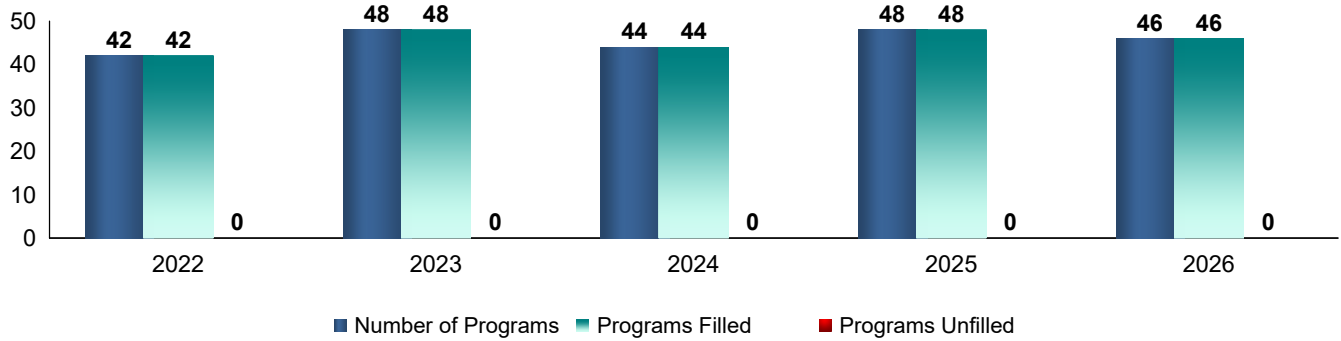
### Number of Applicants Per Position and Percent of Applicants Matched



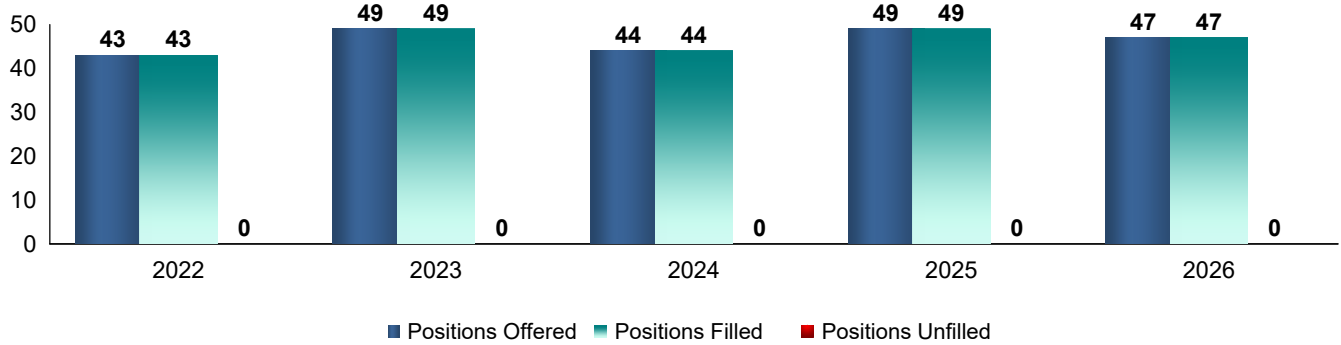
# Fellowship Match Trends by Specialty and Appointment Year

## Pediatric Surgery

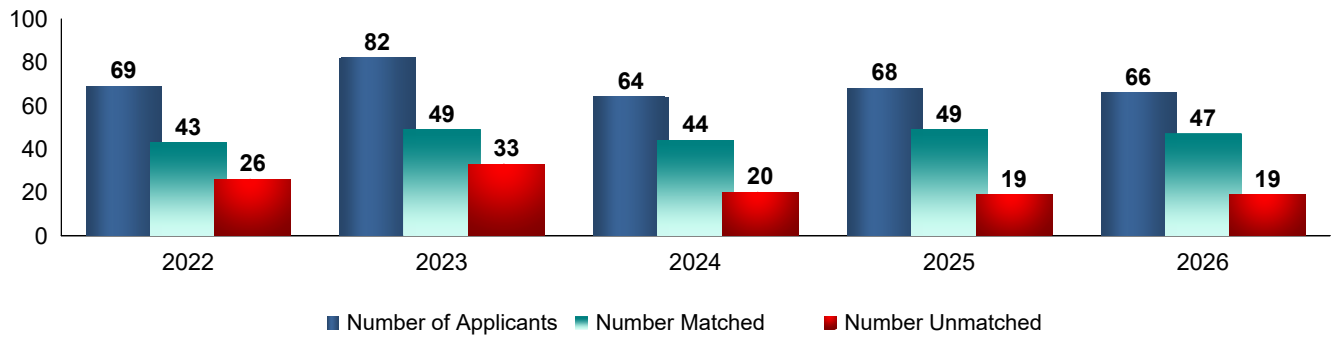
### Programs



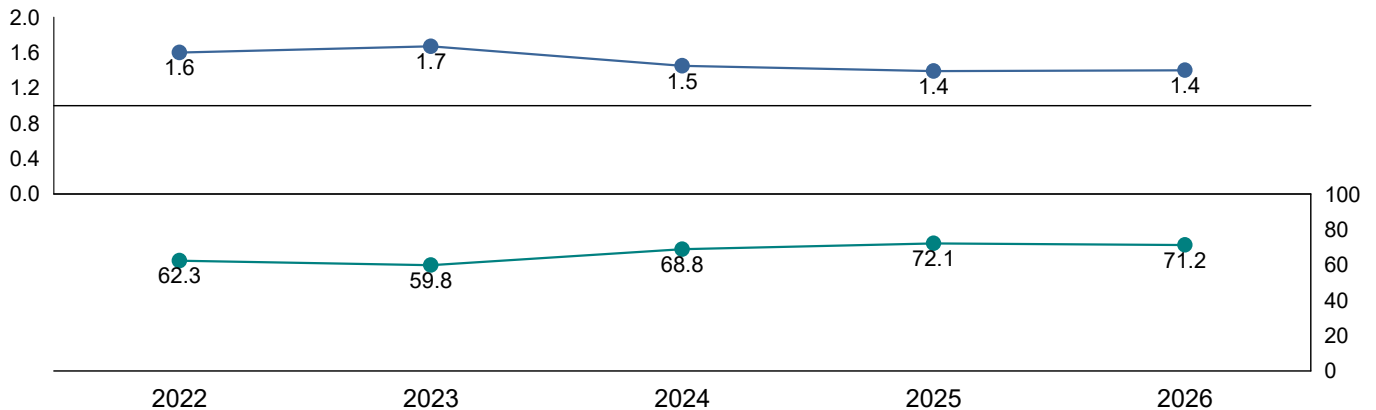
### Positions



### Applicants



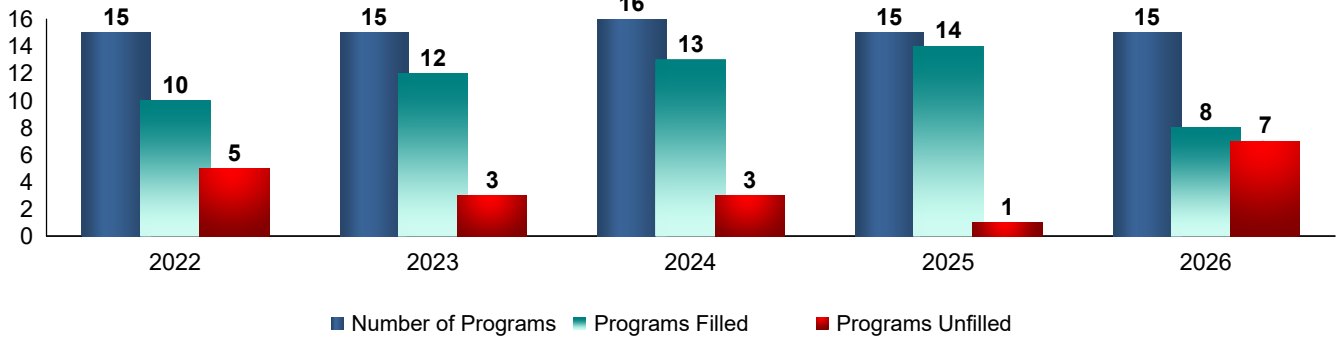
### Number of Applicants Per Position and Percent of Applicants Matched



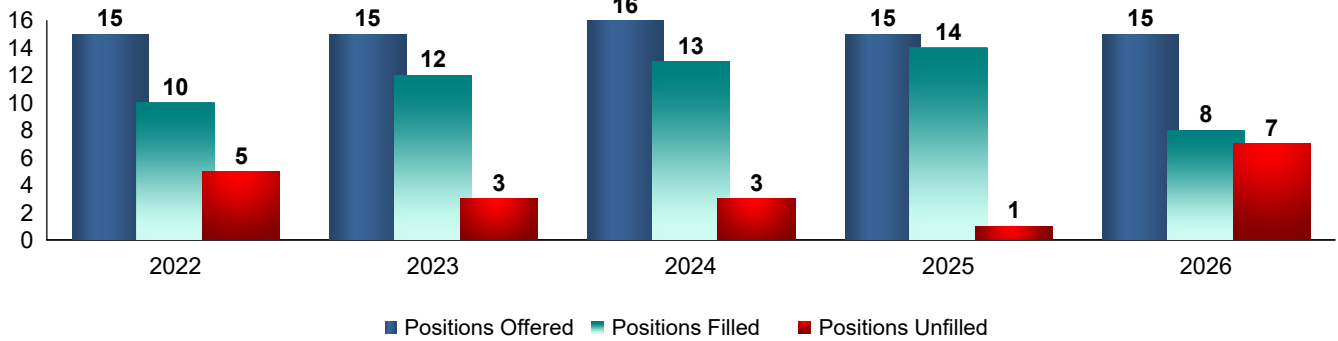
# Fellowship Match Trends by Specialty and Appointment Year

## Pediatric Transplant Hepatology

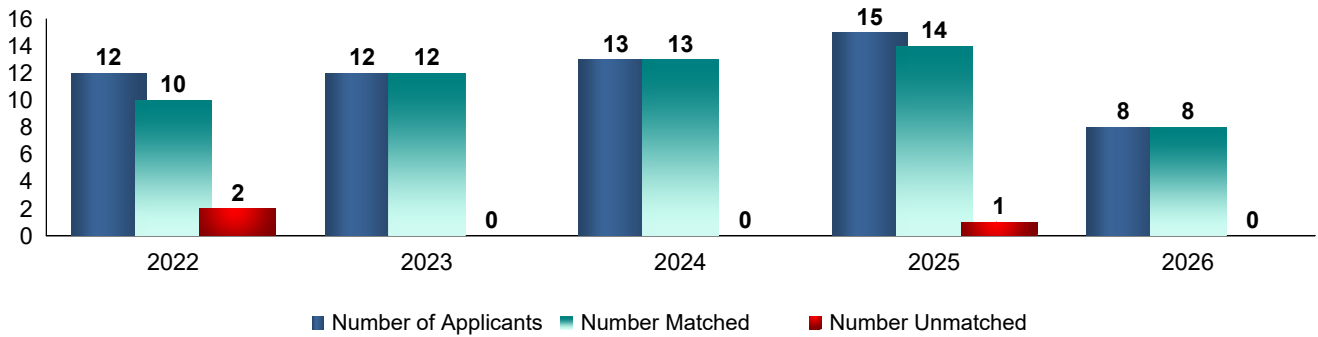
### Programs



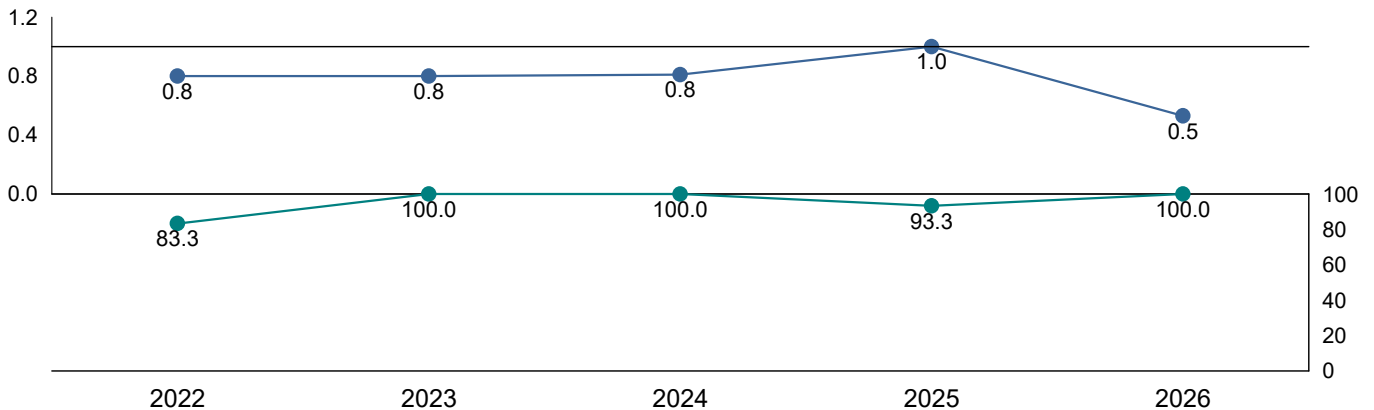
### Positions



### Applicants



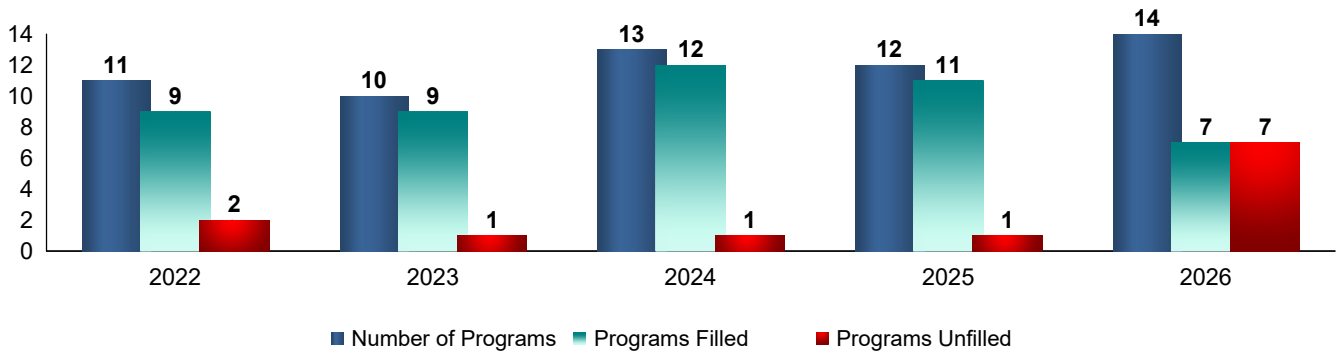
### Number of Applicants Per Position and Percent of Applicants Matched



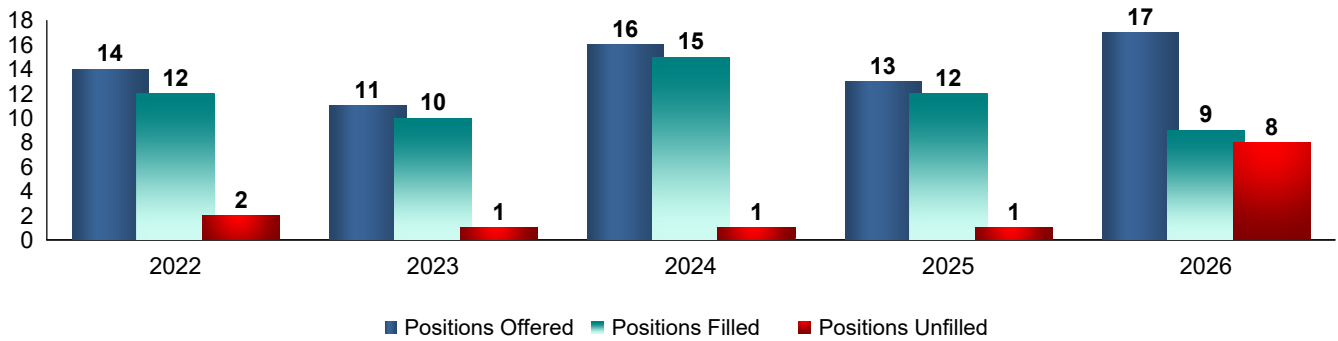
# Fellowship Match Trends by Specialty and Appointment Year

## Pediatric and Adolescent Gynecology

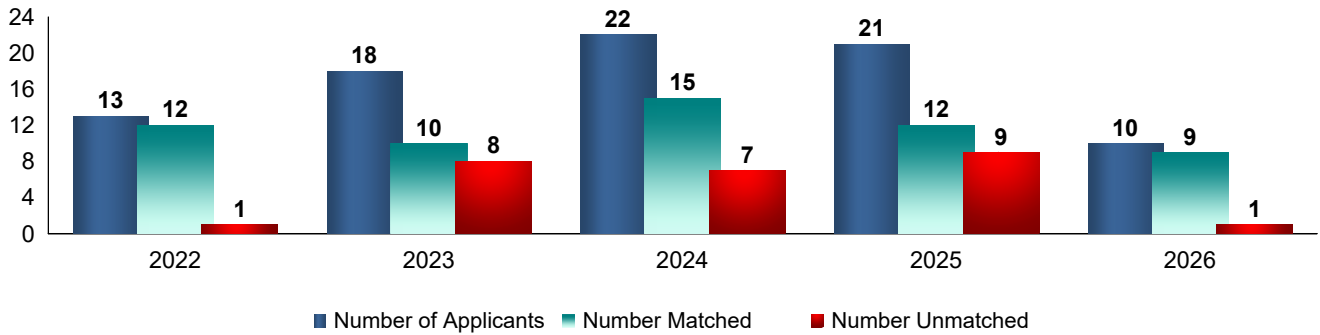
### Programs



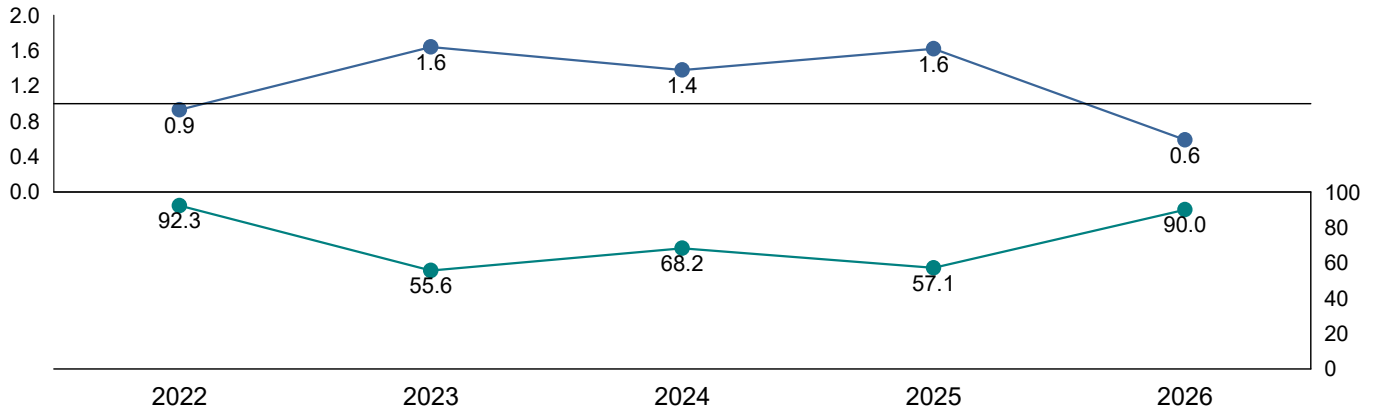
### Positions



### Applicants



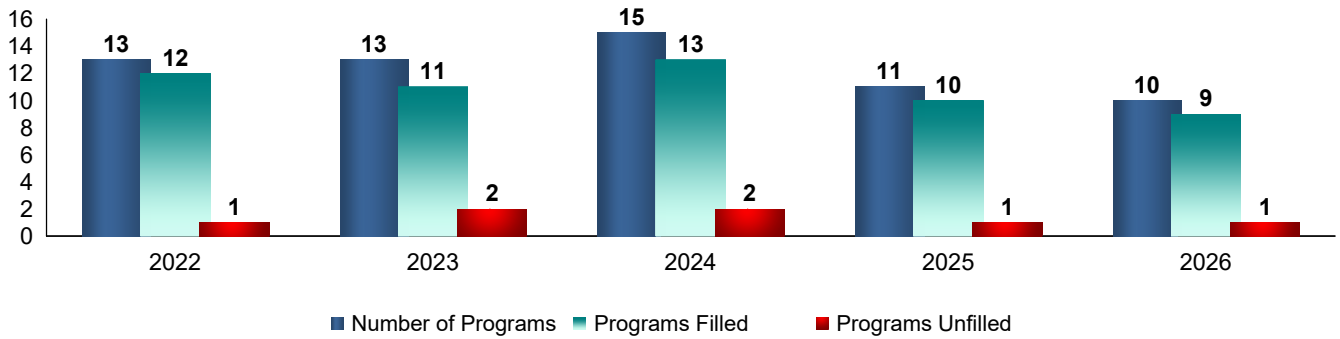
### Number of Applicants Per Position and Percent of Applicants Matched



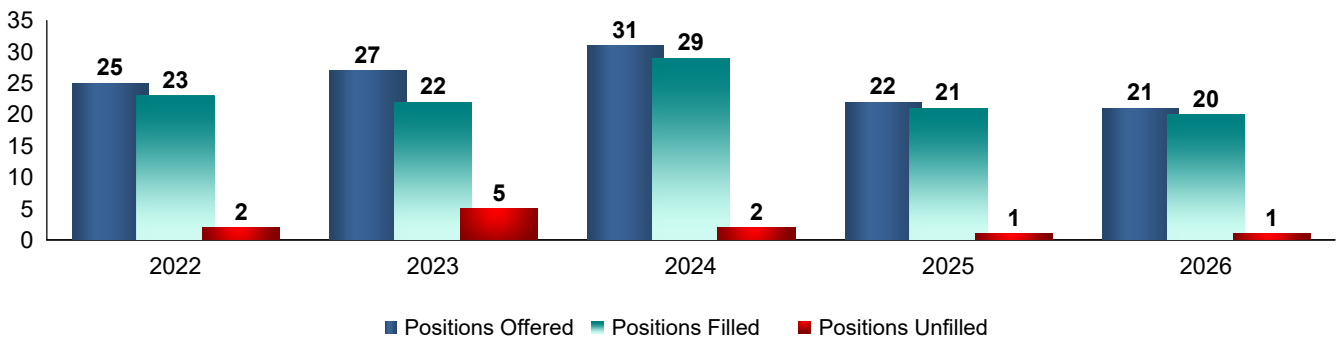
# Fellowship Match Trends by Specialty and Appointment Year

## Pulmonary Disease

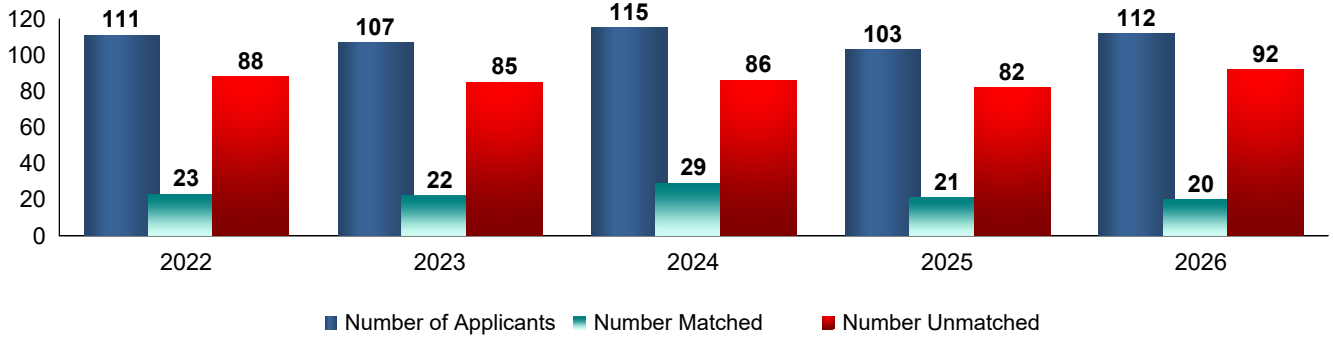
### Programs



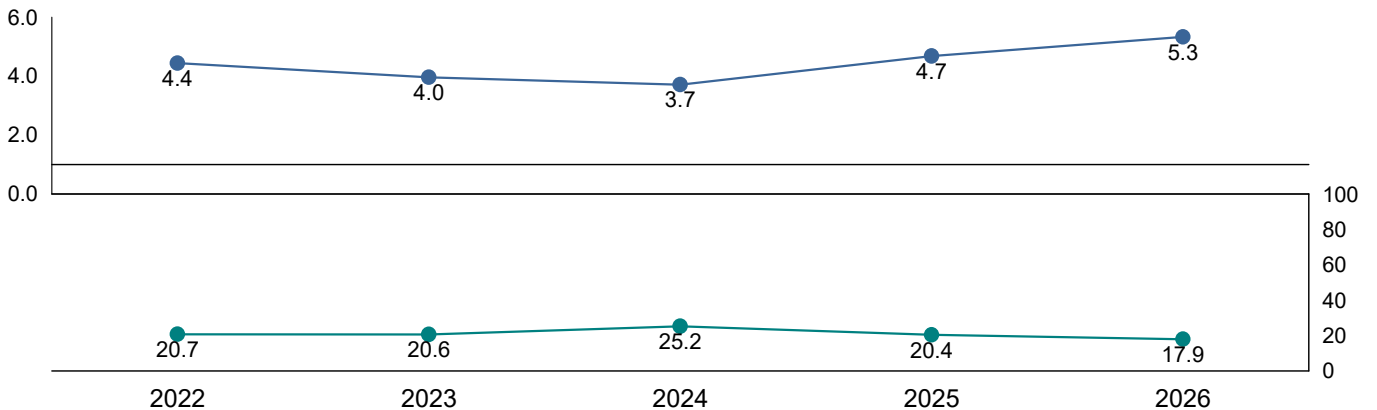
### Positions



### Applicants



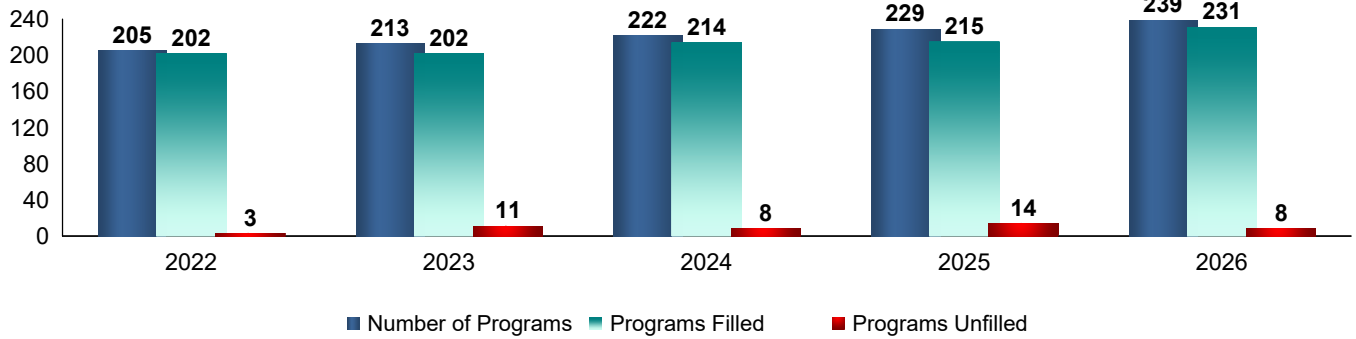
### Number of Applicants Per Position and Percent of Applicants Matched



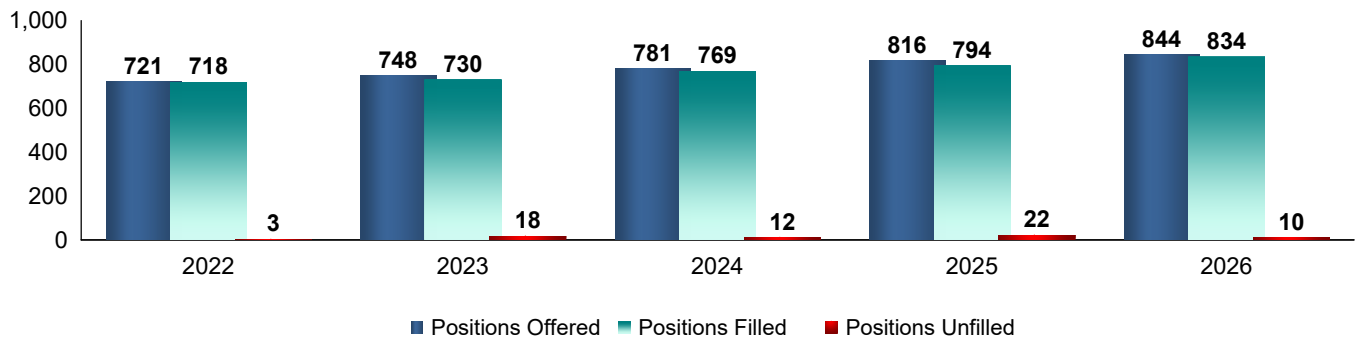
# Fellowship Match Trends by Specialty and Appointment Year

## Pulmonary Disease and Critical Care Medicine

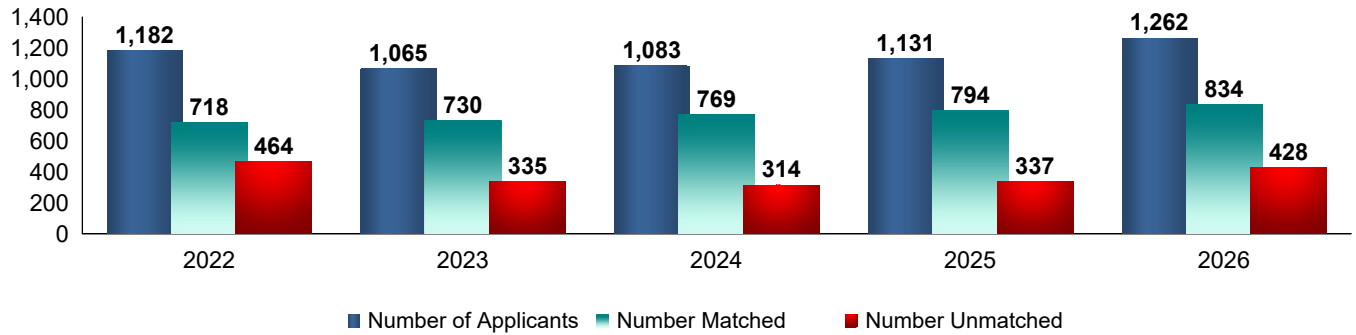
### Programs



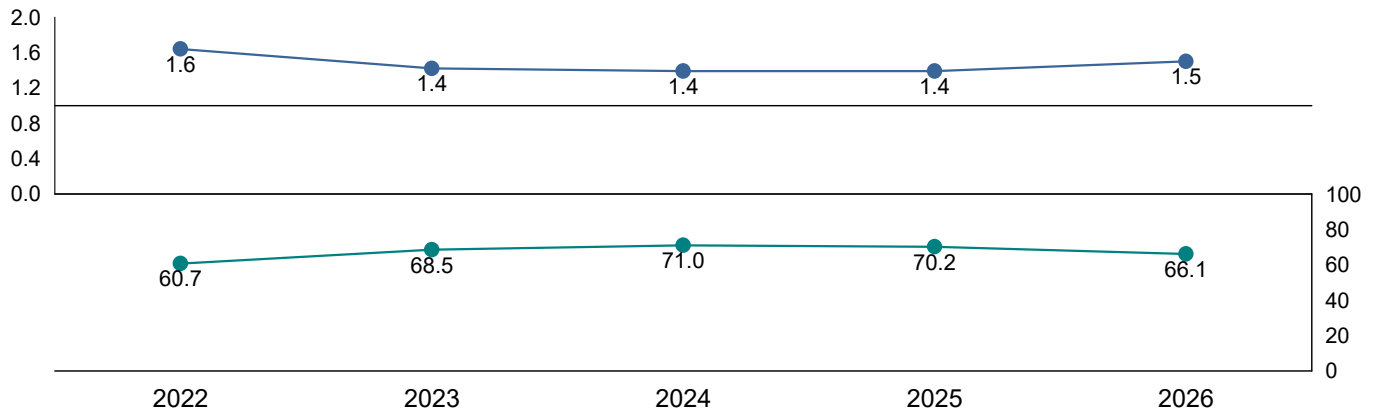
### Positions



### Applicants



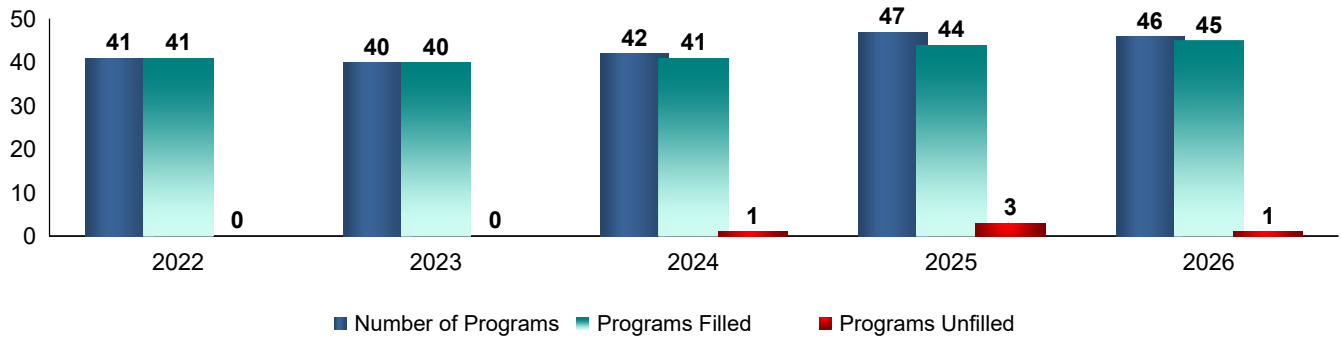
### Number of Applicants Per Position and Percent of Applicants Matched



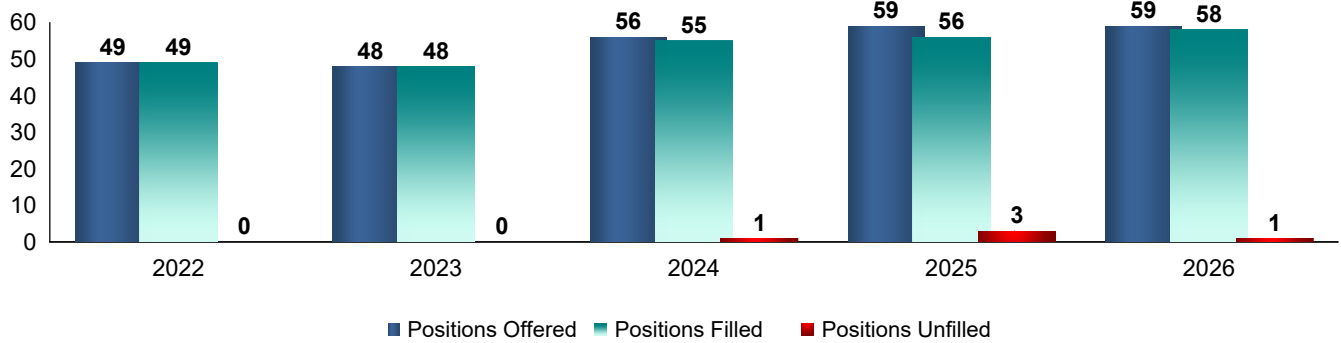
# Fellowship Match Trends by Specialty and Appointment Year

## Reproductive Endocrinology

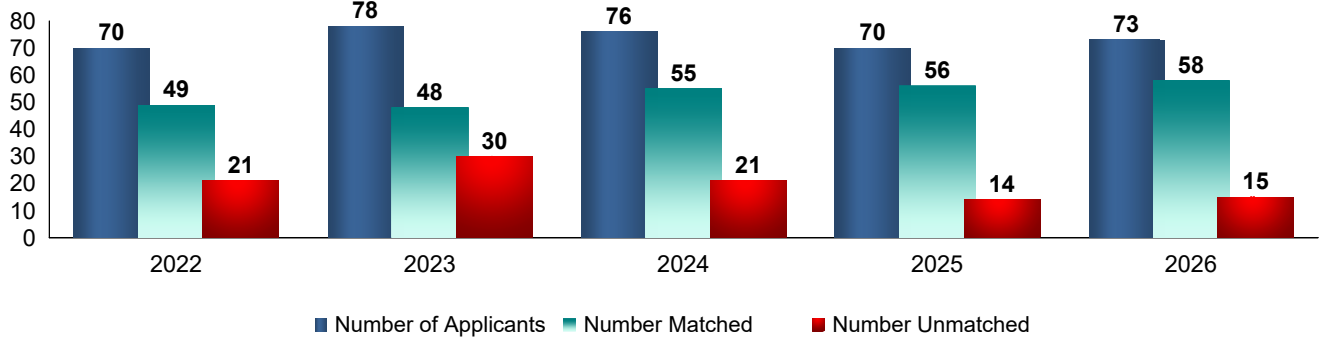
### Programs



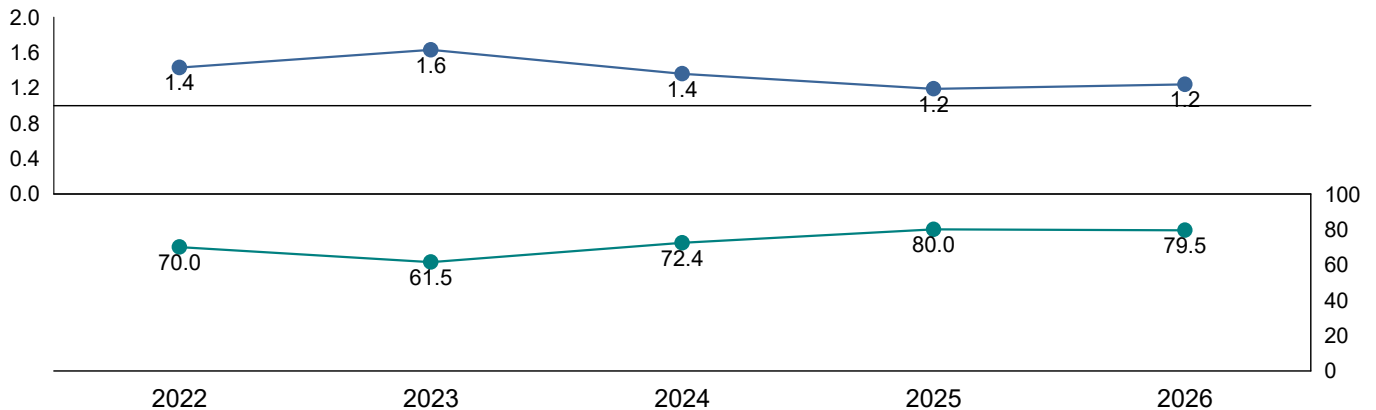
### Positions



### Applicants



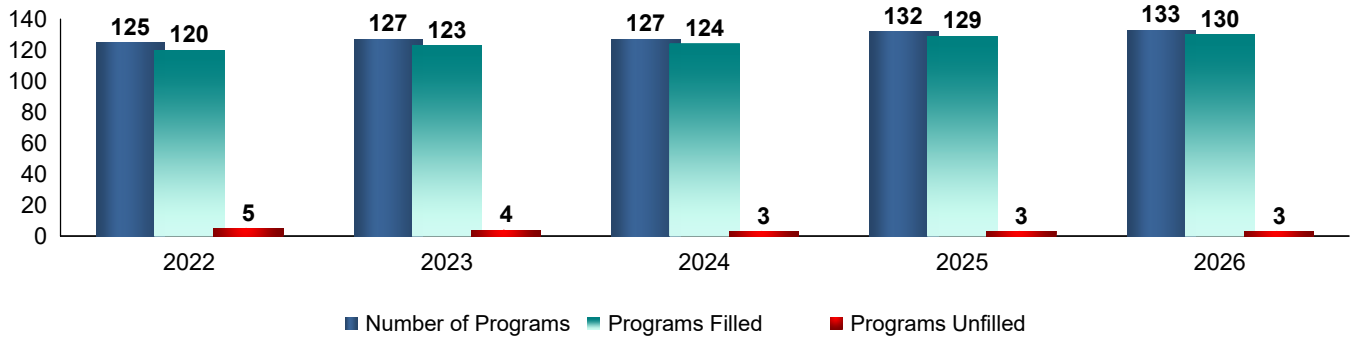
### Number of Applicants Per Position and Percent of Applicants Matched



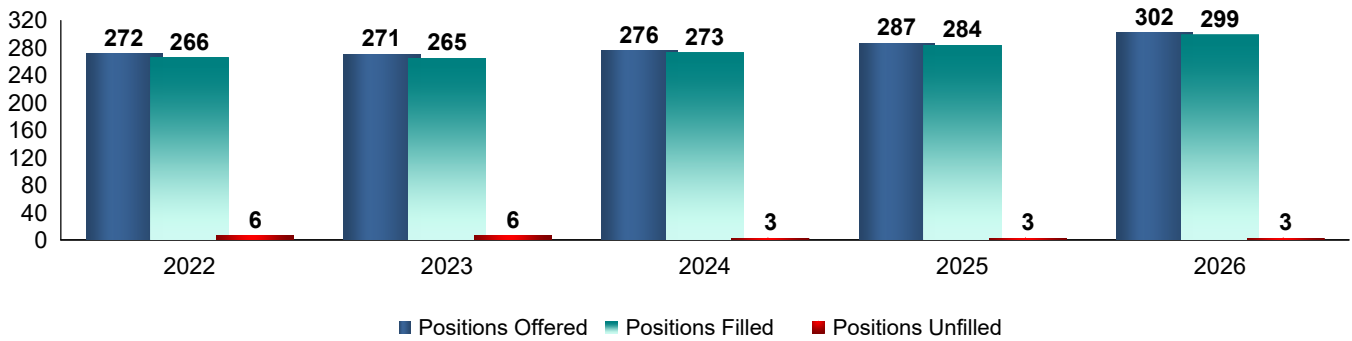
# Fellowship Match Trends by Specialty and Appointment Year

## Rheumatology

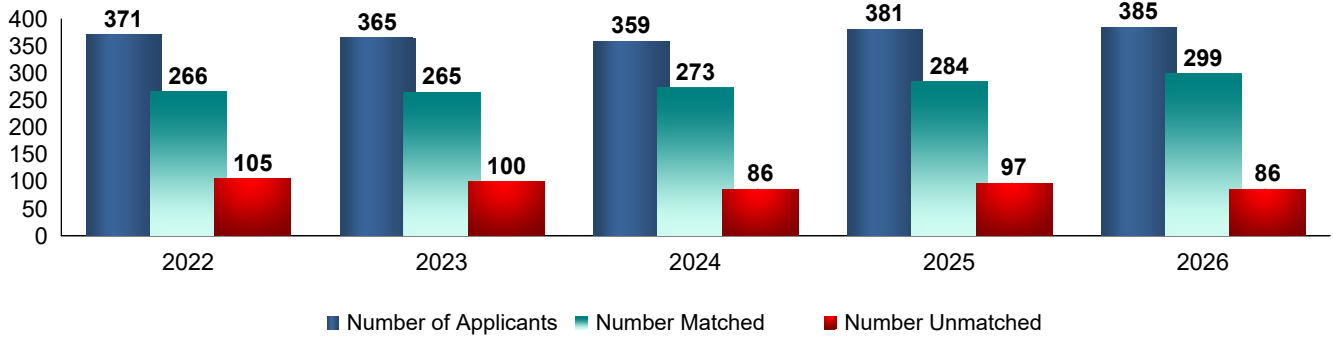
### Programs



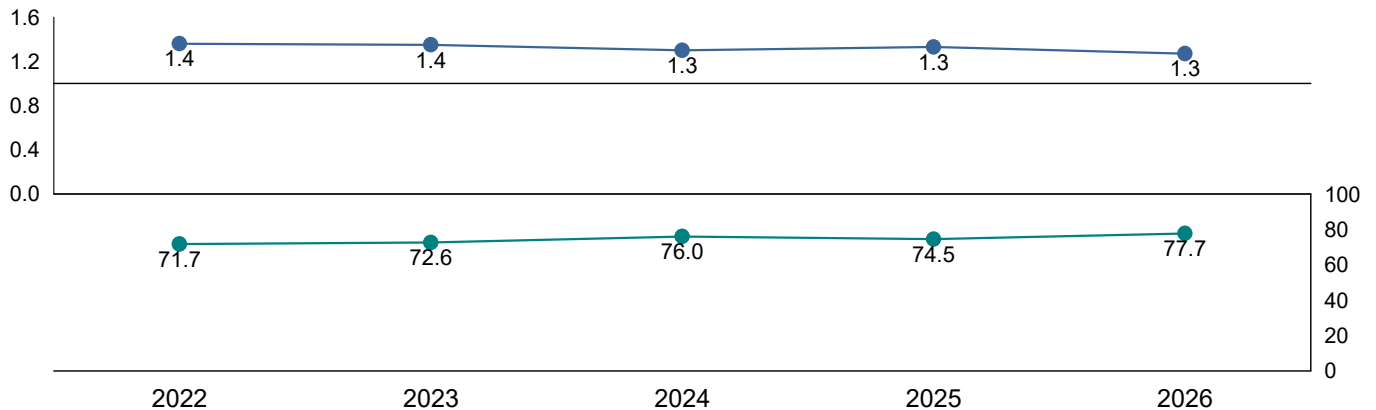
### Positions



### Applicants



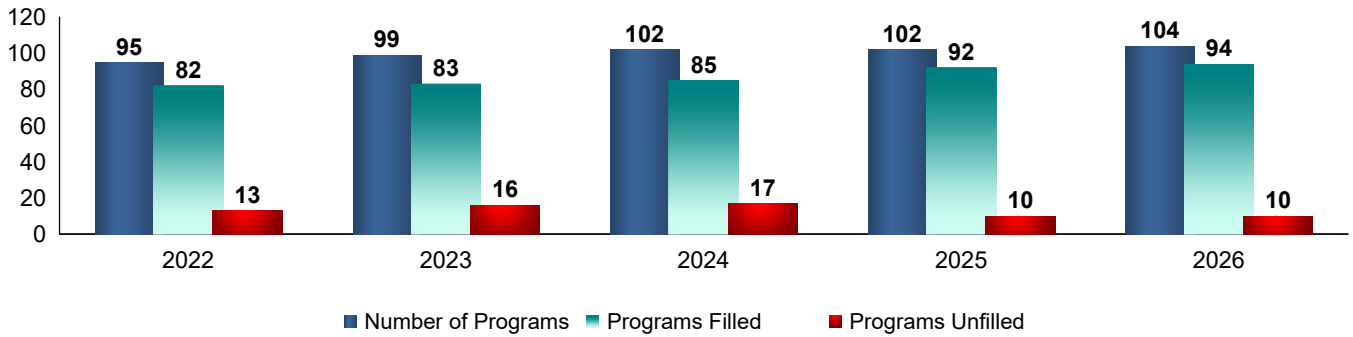
### Number of Applicants Per Position and Percent of Applicants Matched



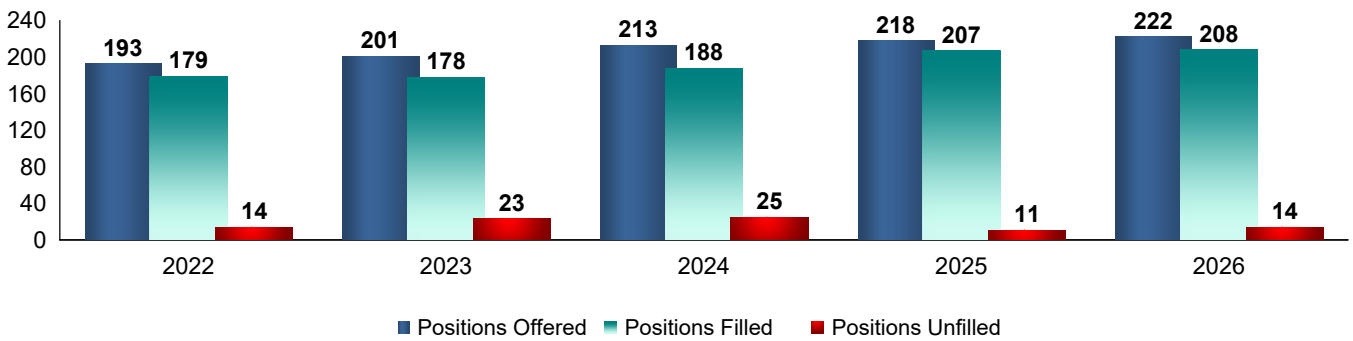
# Fellowship Match Trends by Specialty and Appointment Year

## Sleep Medicine

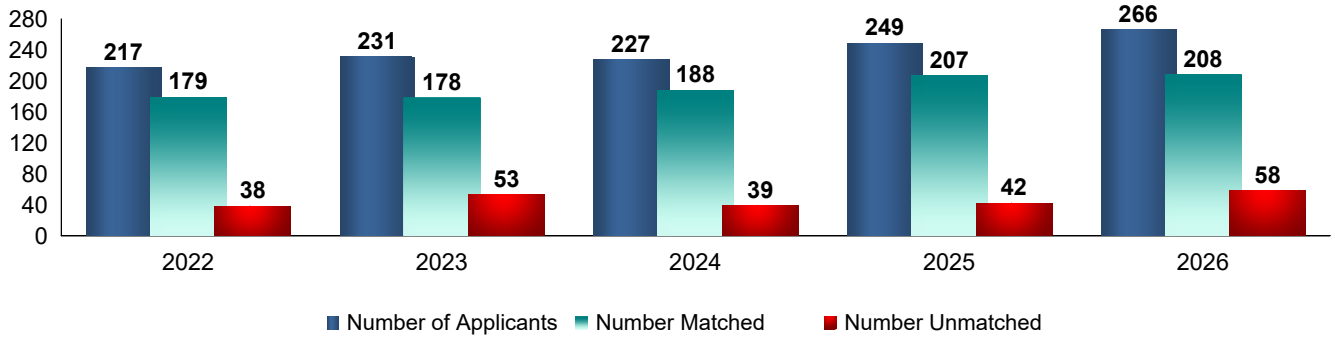
### Programs



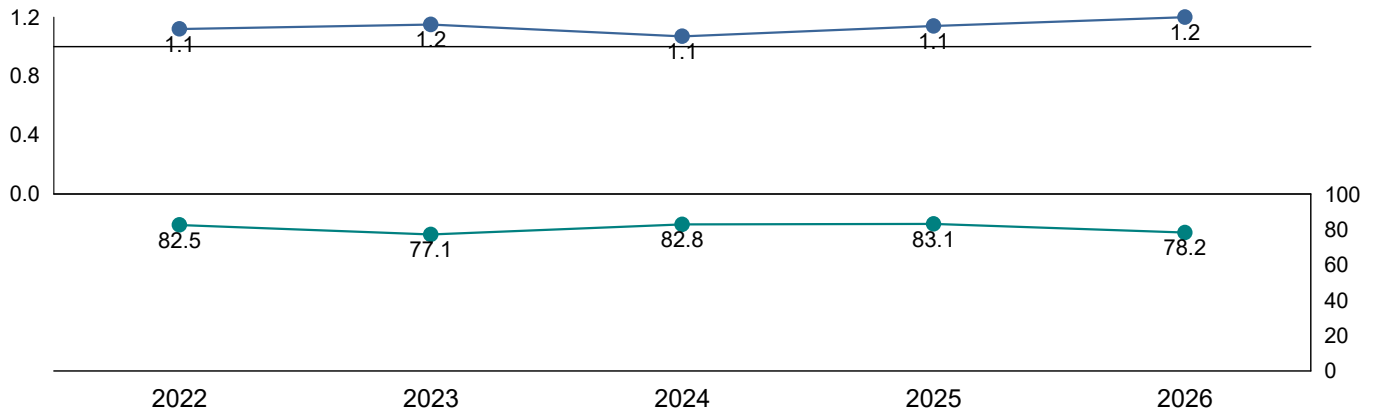
### Positions



### Applicants



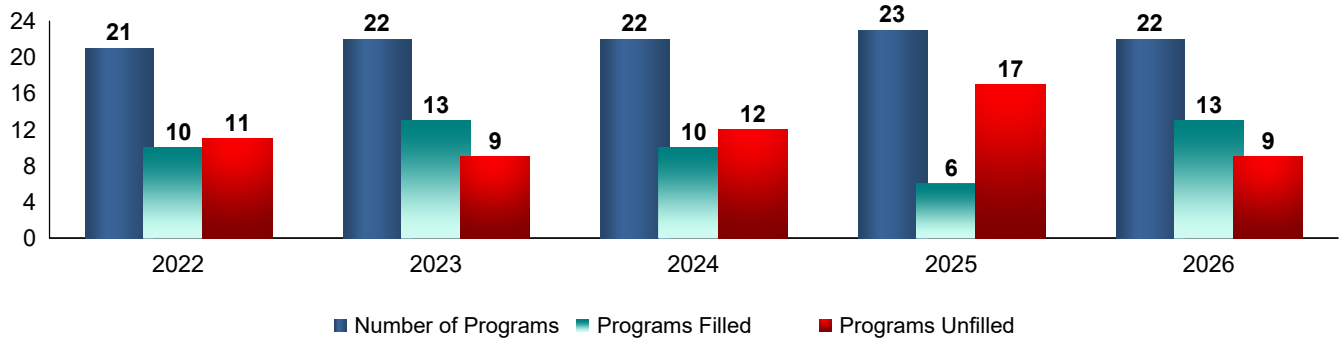
### Number of Applicants Per Position and Percent of Applicants Matched



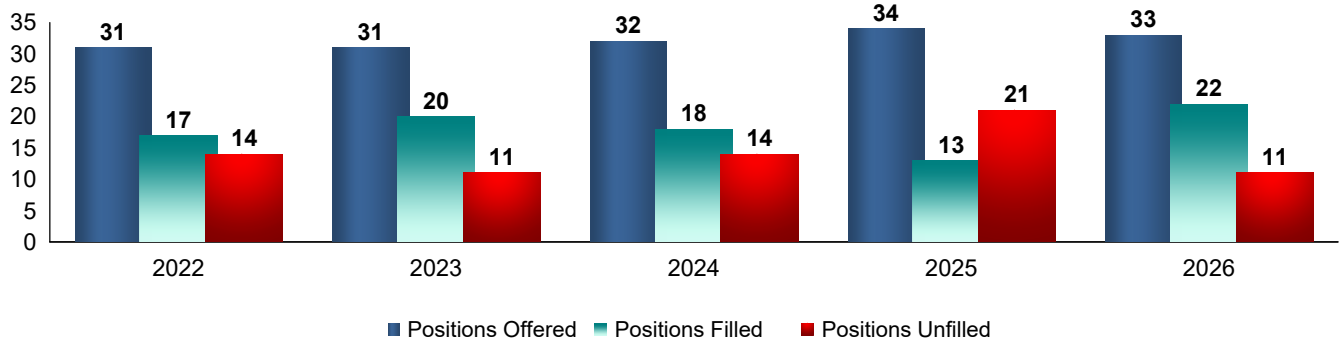
# Fellowship Match Trends by Specialty and Appointment Year

## Spinal Cord Injury Medicine

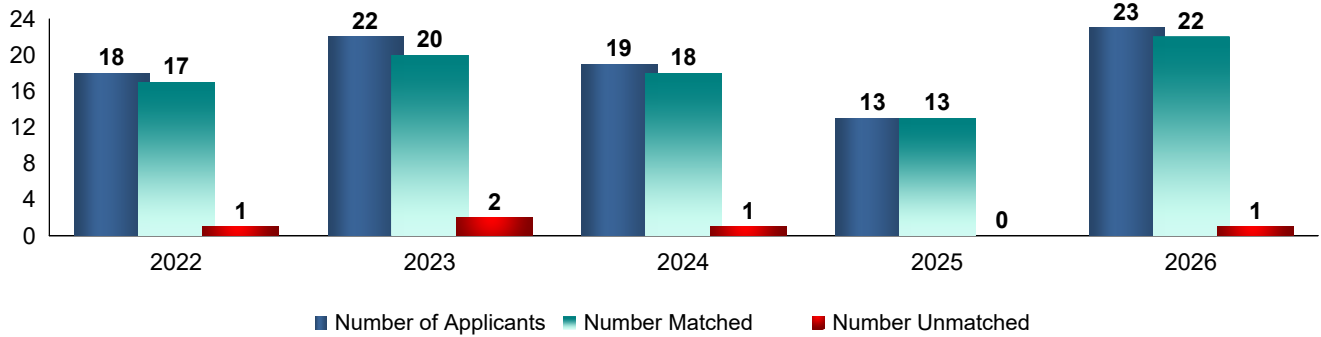
### Programs



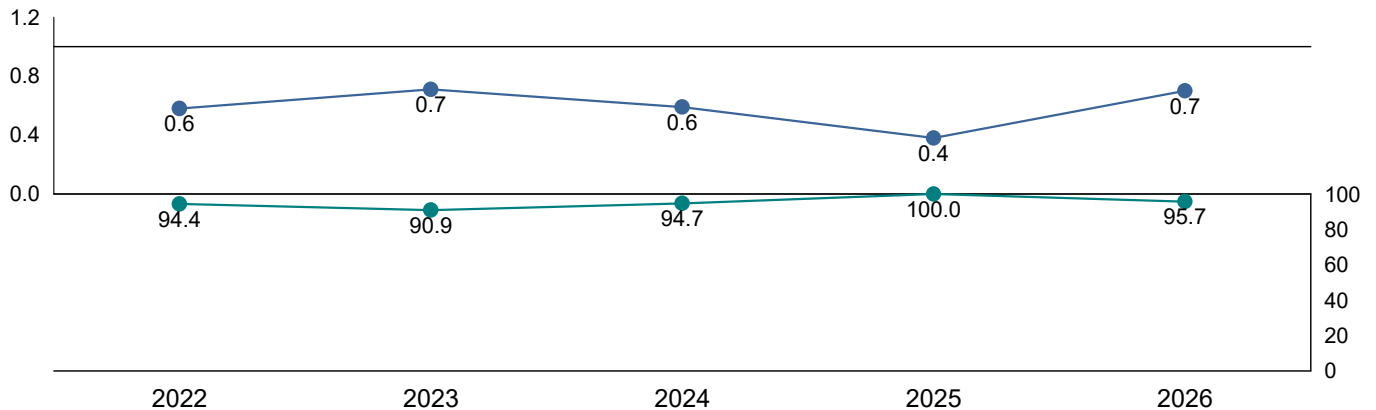
### Positions



### Applicants



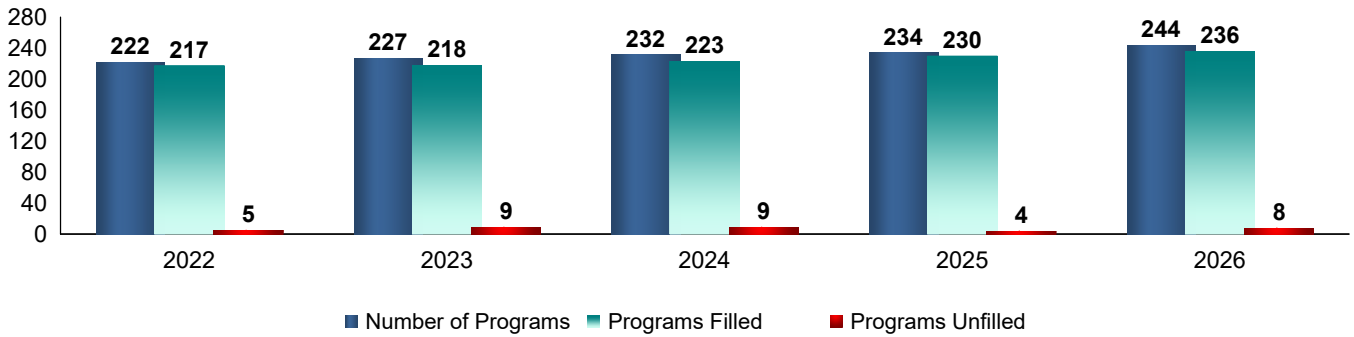
### Number of Applicants Per Position and Percent of Applicants Matched



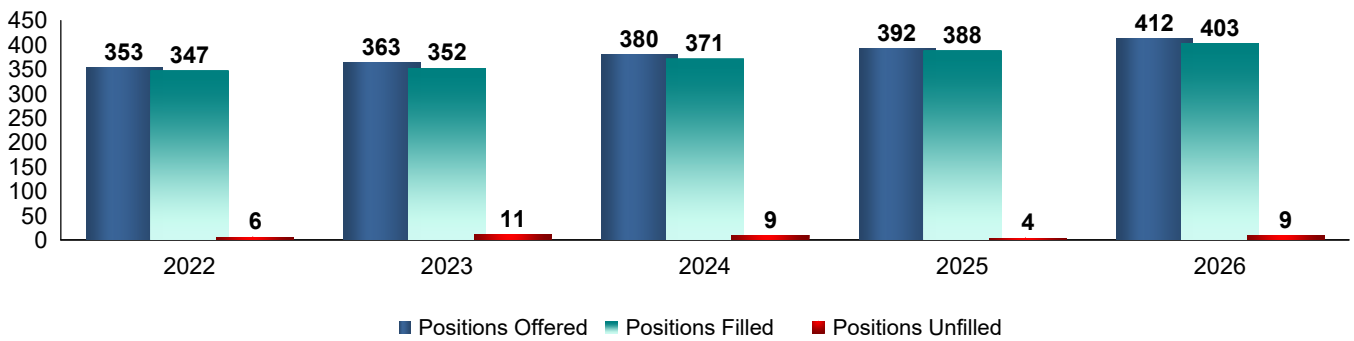
# Fellowship Match Trends by Specialty and Appointment Year

## Sports Medicine

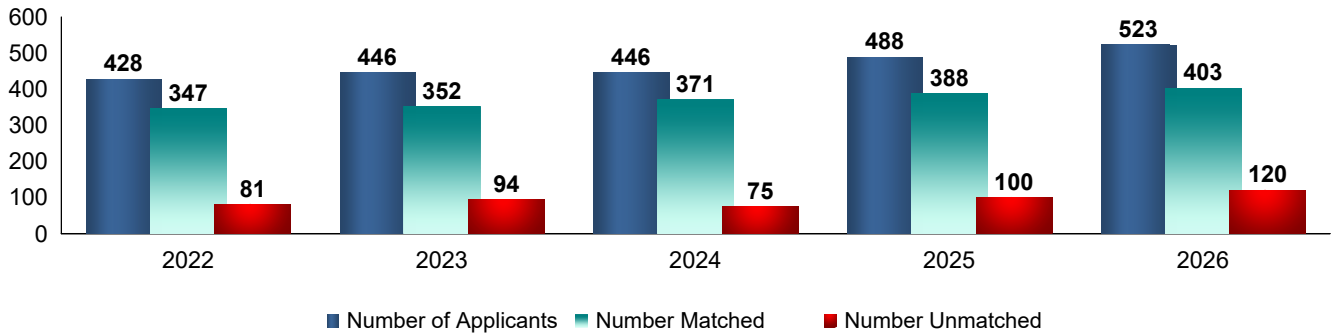
### Programs



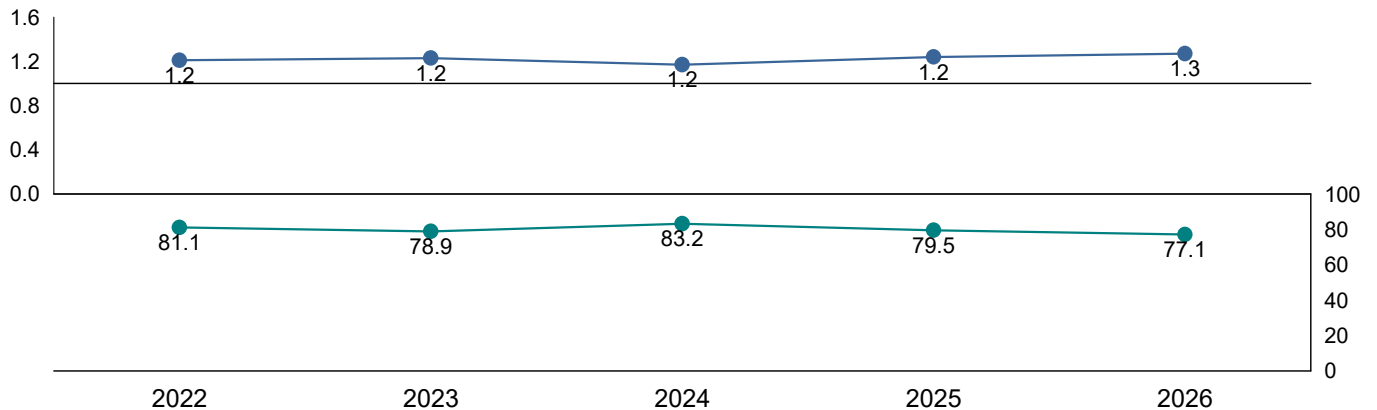
### Positions



### Applicants



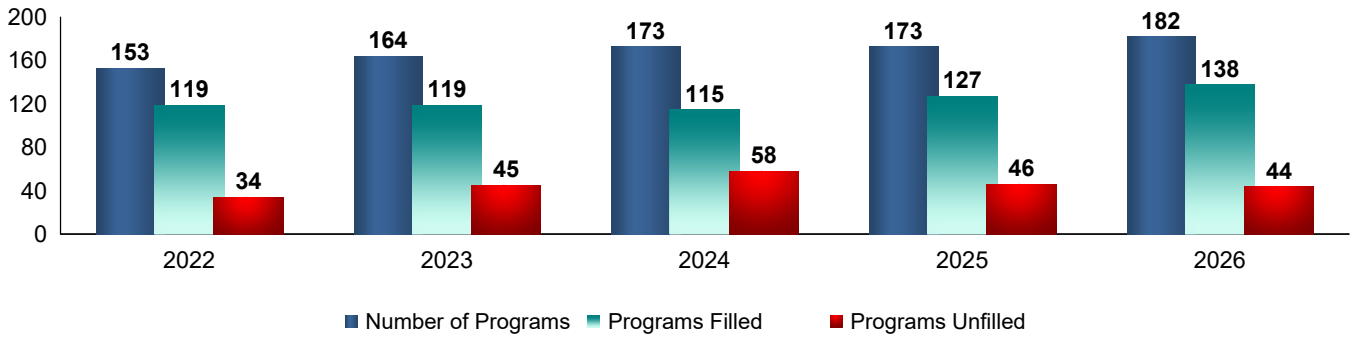
### Number of Applicants Per Position and Percent of Applicants Matched



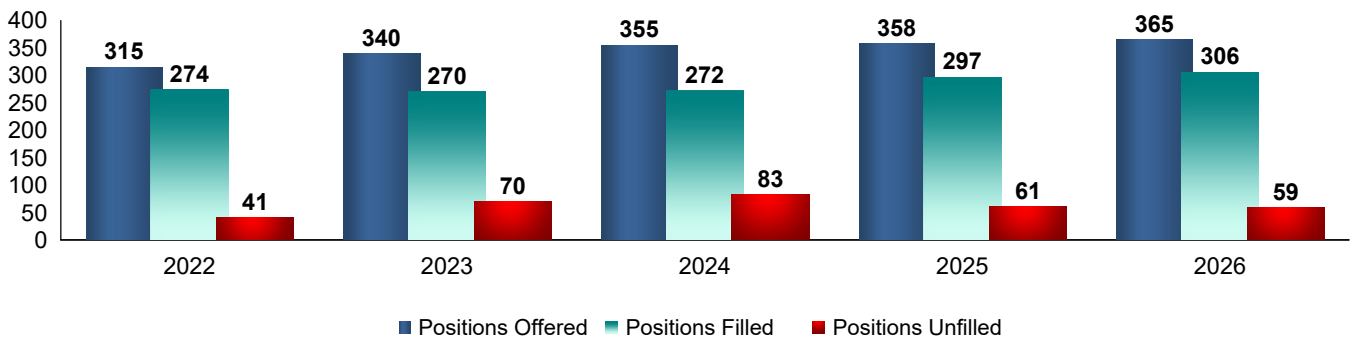
# Fellowship Match Trends by Specialty and Appointment Year

## Surgical Critical Care

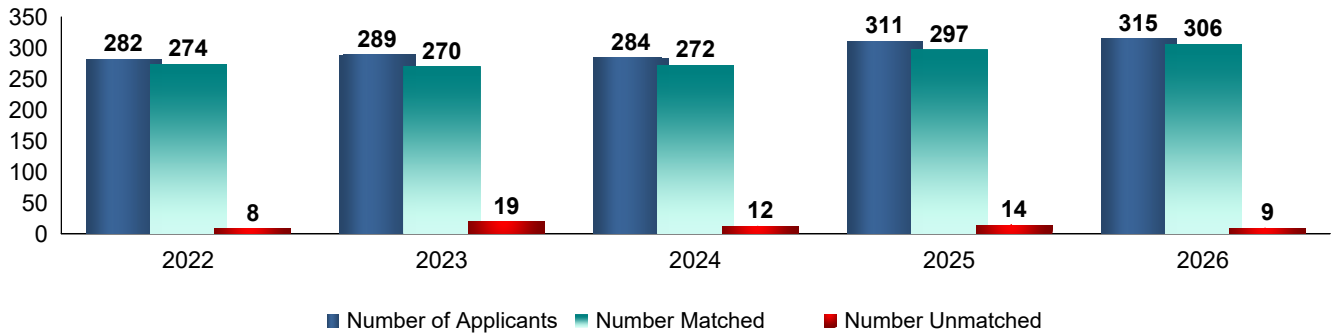
### Programs



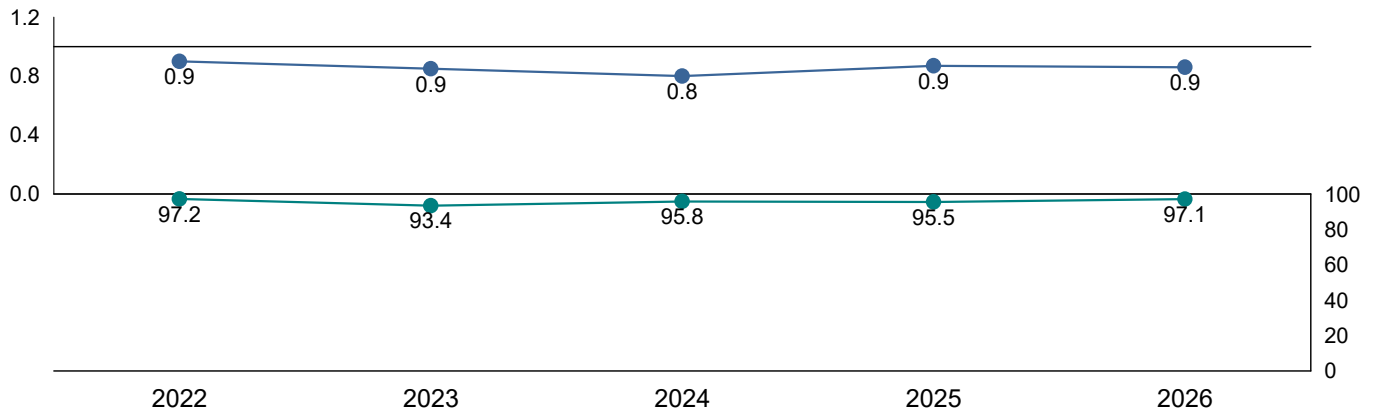
### Positions



### Applicants



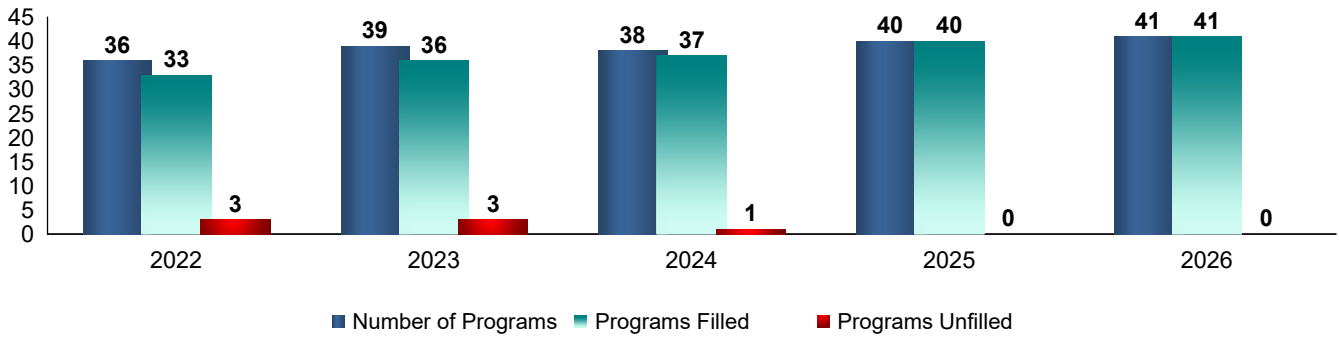
### Number of Applicants Per Position and Percent of Applicants Matched



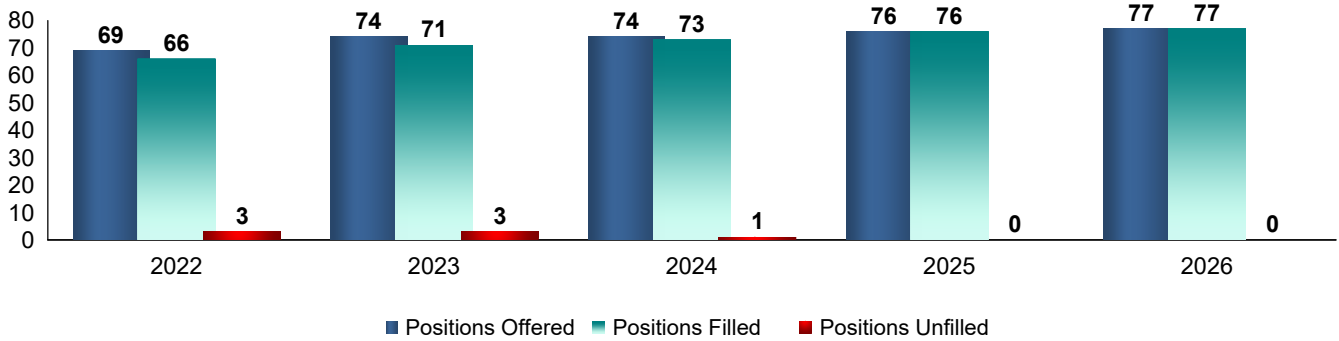
# Fellowship Match Trends by Specialty and Appointment Year

## Surgical Oncology

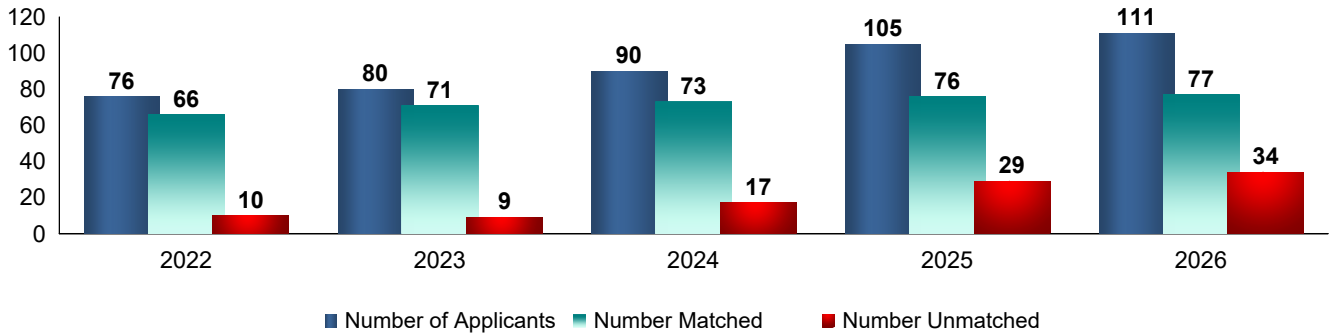
### Programs



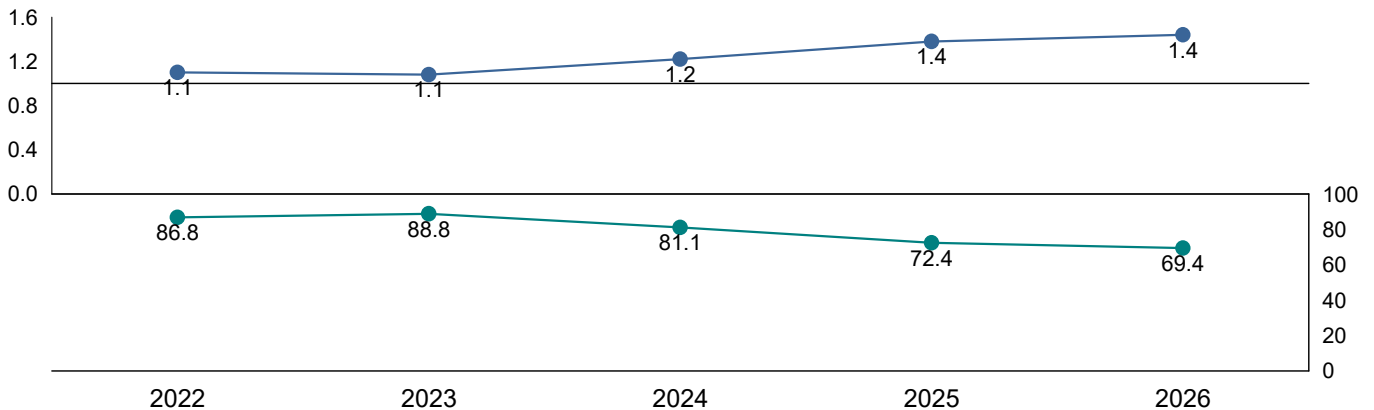
### Positions



### Applicants



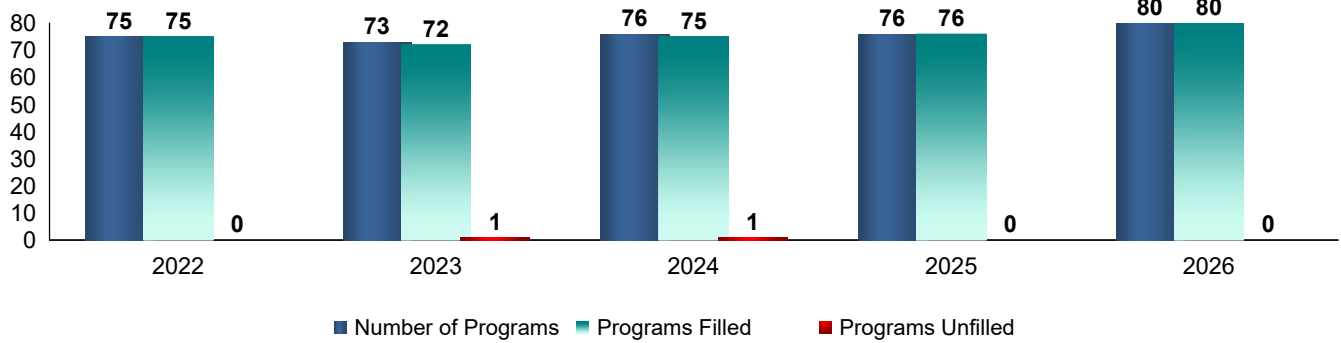
### Number of Applicants Per Position and Percent of Applicants Matched



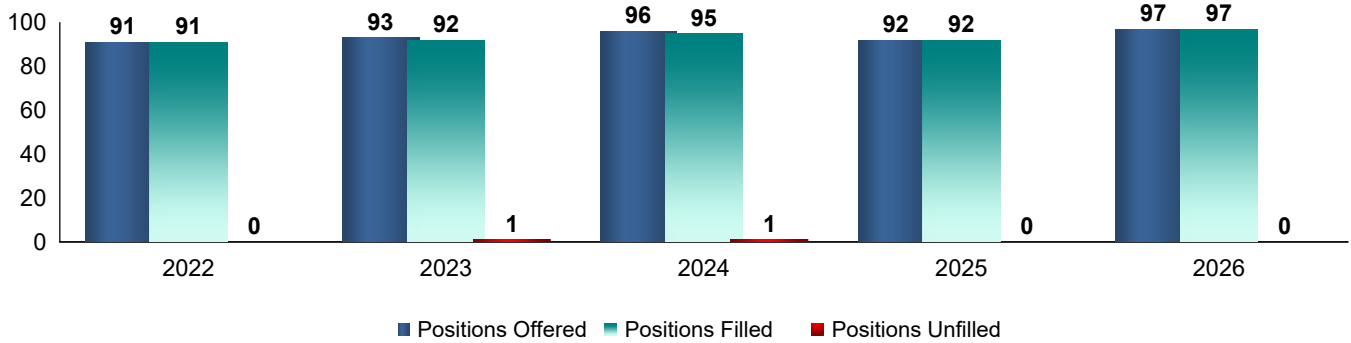
# Fellowship Match Trends by Specialty and Appointment Year

## Thoracic Surgery

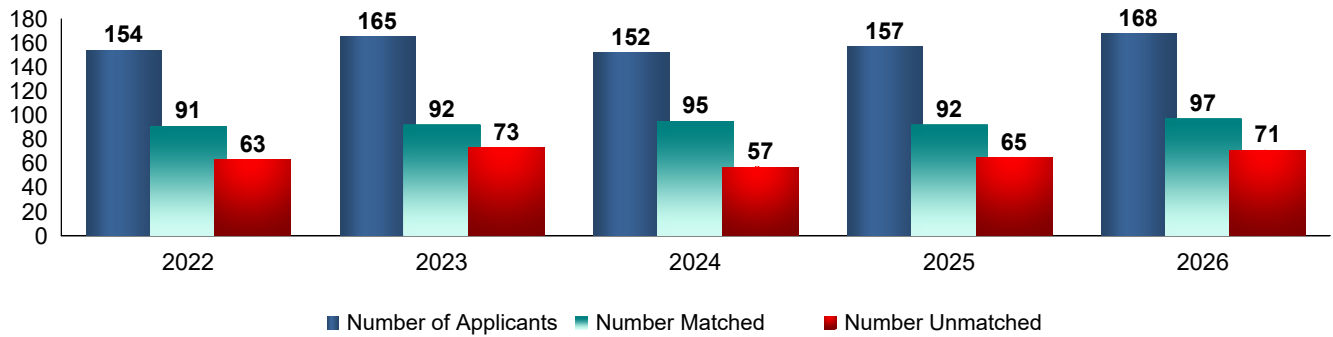
### Programs



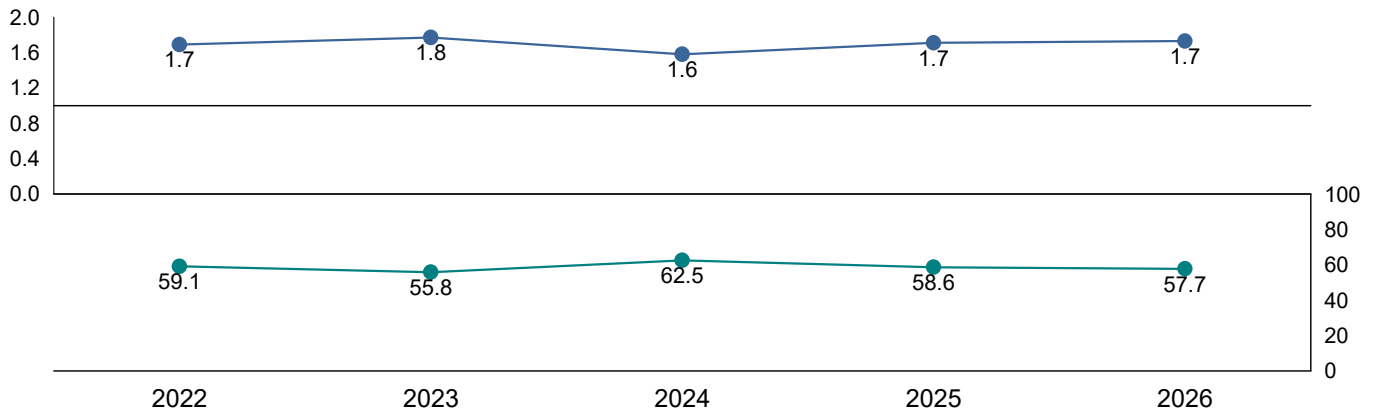
### Positions



### Applicants



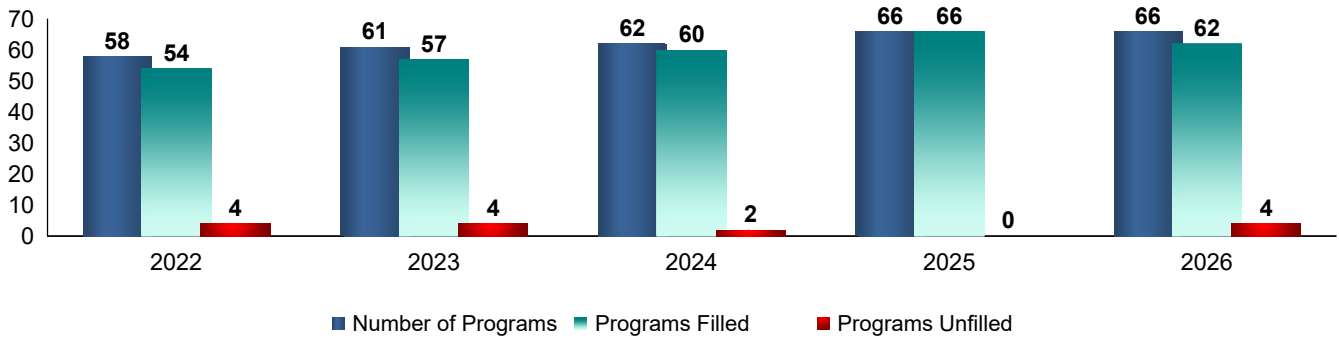
### Number of Applicants Per Position and Percent of Applicants Matched



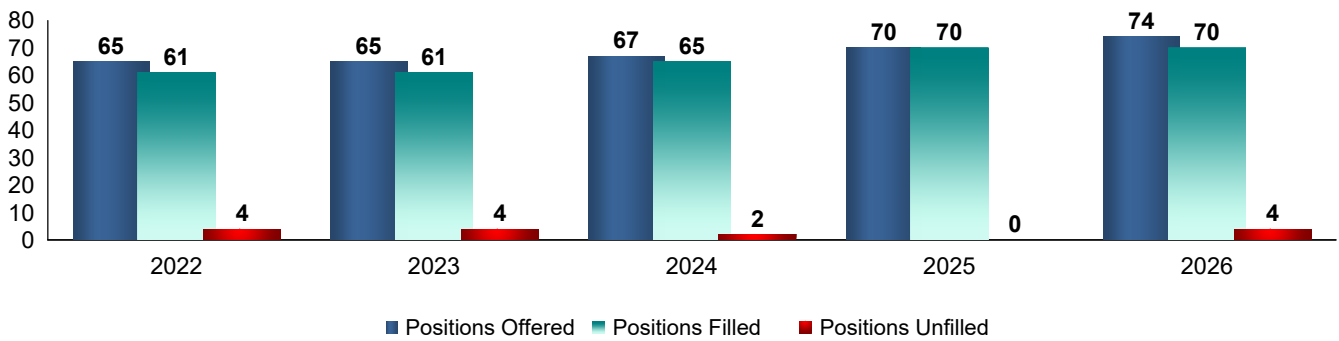
# Fellowship Match Trends by Specialty and Appointment Year

## Urogynecology and Reconstructive Pelvic Surgery

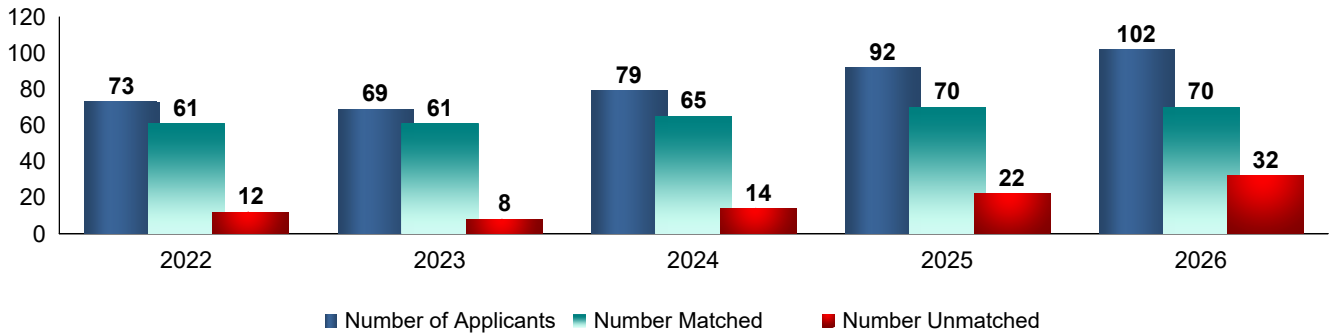
### Programs



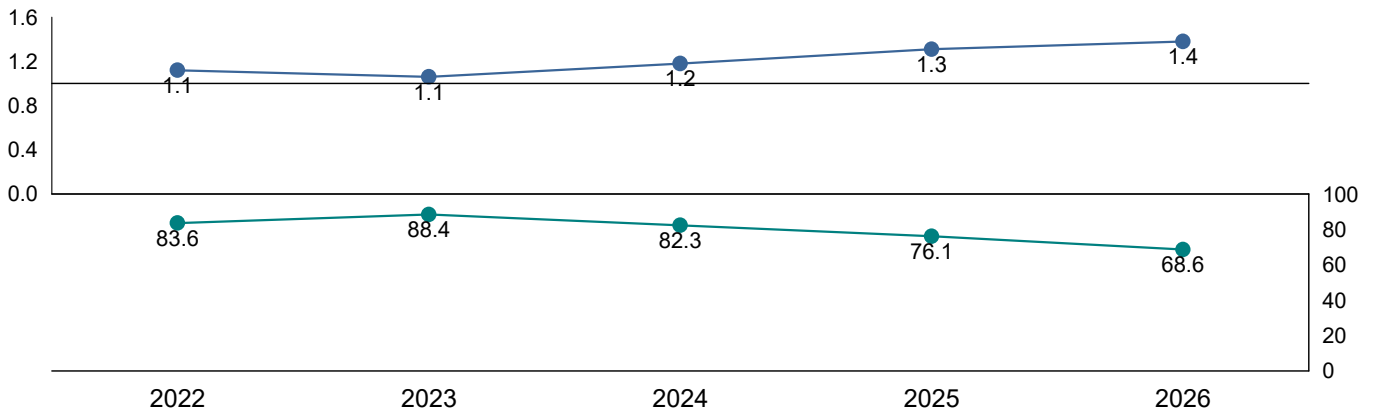
### Positions



### Applicants



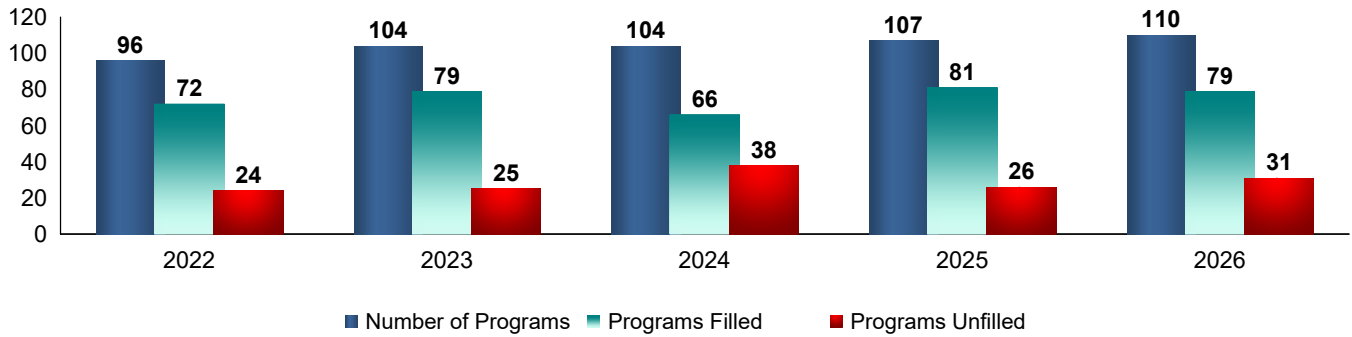
### Number of Applicants Per Position and Percent of Applicants Matched



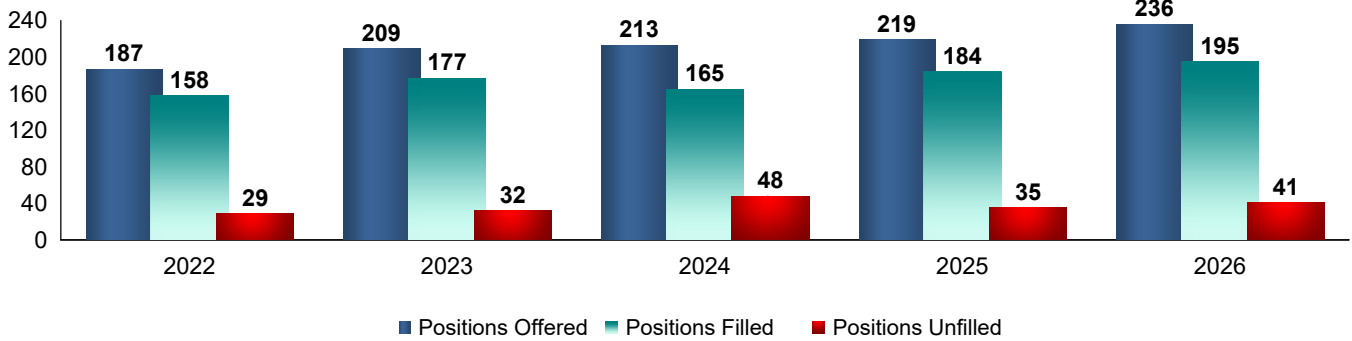
# Fellowship Match Trends by Specialty and Appointment Year

## Vascular Neurology

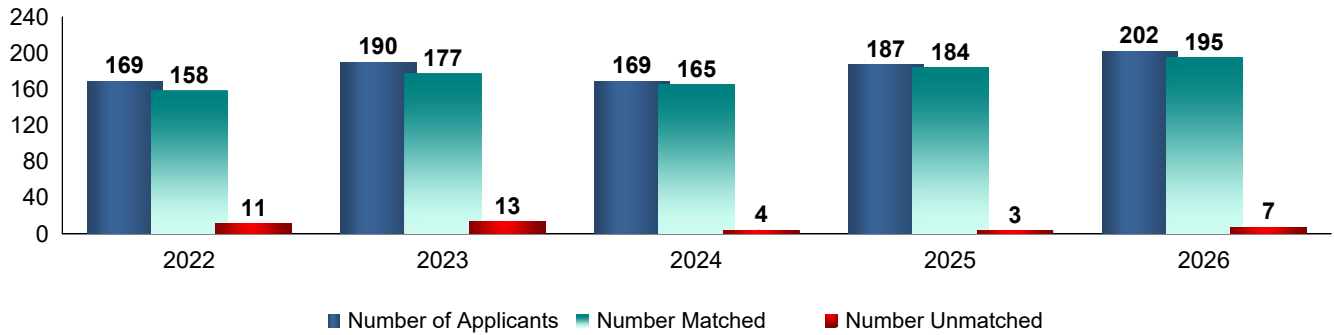
### Programs



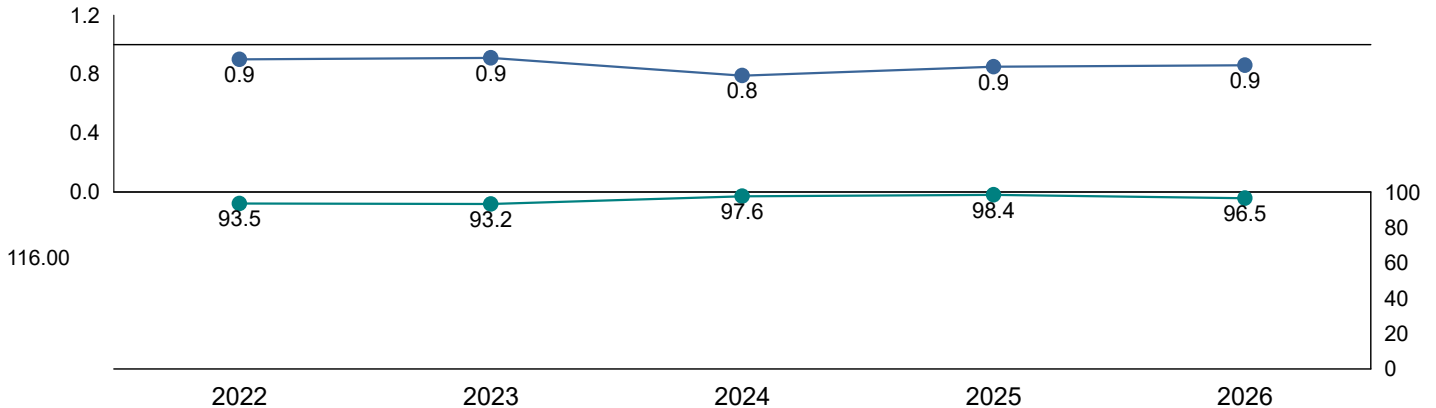
### Positions



### Applicants



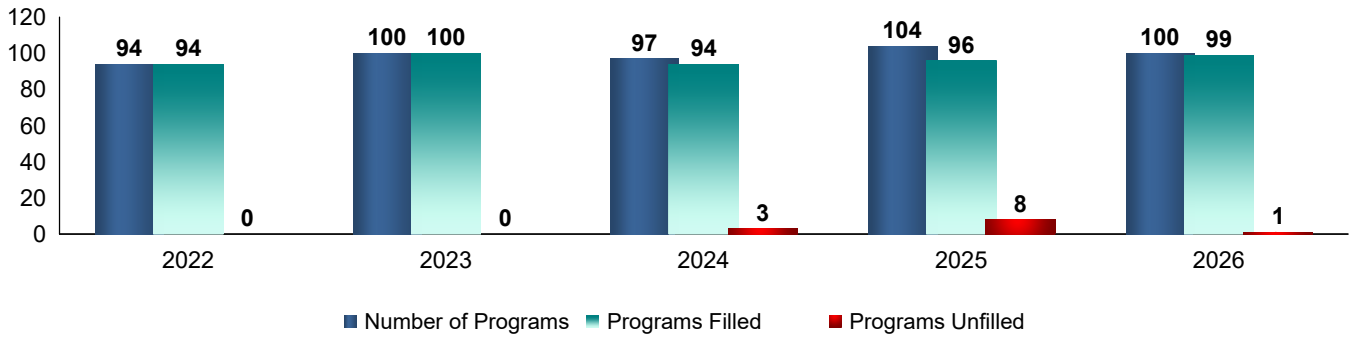
### Number of Applicants Per Position and Percent of Applicants Matched



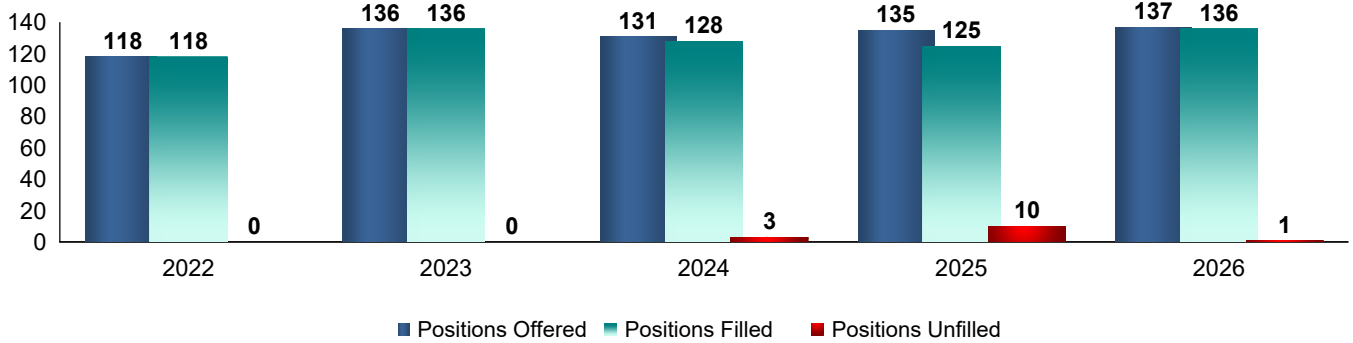
# Fellowship Match Trends by Specialty and Appointment Year

## Vascular Surgery

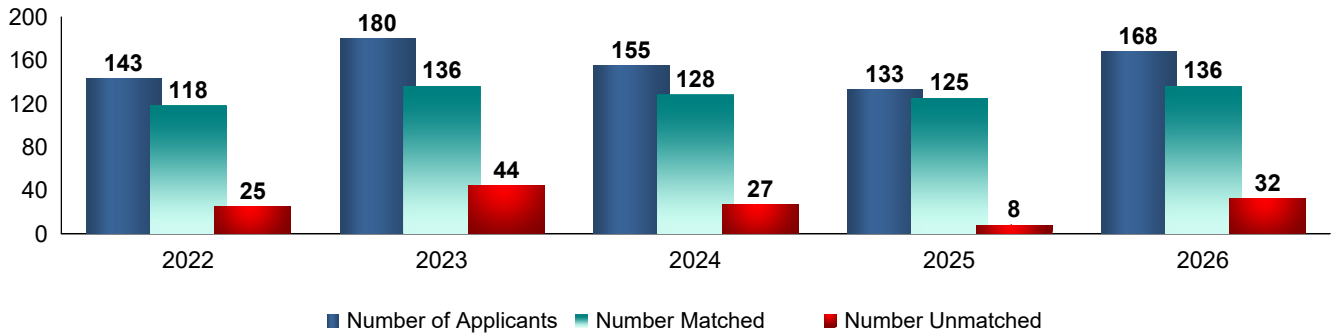
### Programs



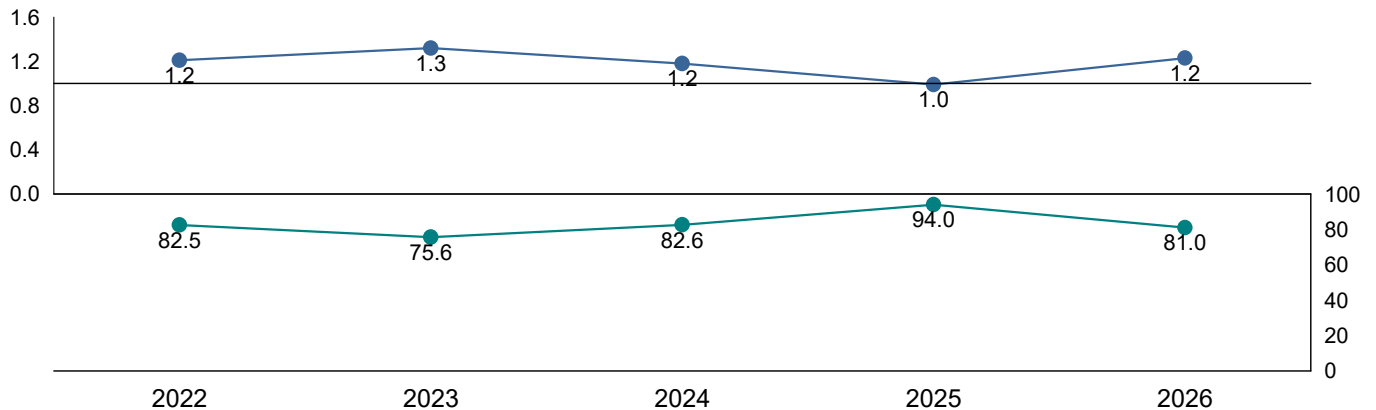
### Positions



### Applicants



### Number of Applicants Per Position and Percent of Applicants Matched



**Looking for the 2022-2026 Specialties Matching Service Program Results? That information has been removed from this report but is available at**

**[Program Results: Specialties Matching Service® 2022-2026 Appointment Years](#)**